NEW YORK

Counties, Principal Cities, Rivers, and Mountains

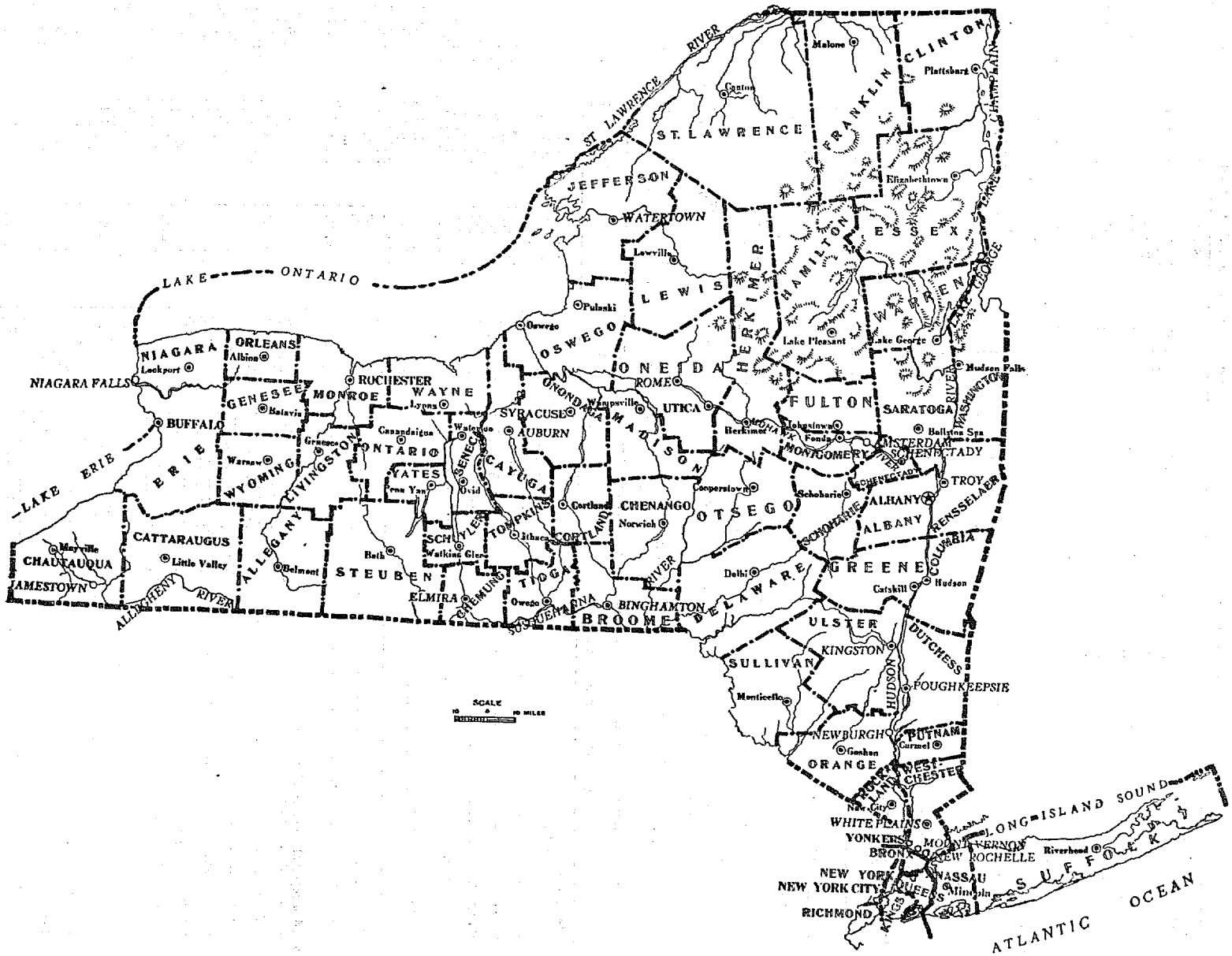

State Table 1.—FARMS AND FARM PROPERTY: 1930, 1925, 1920, 1910, AND 1900

[Figures not exactly comparable because of different dates of enumeration]

ITEM (See definitions in Introduction)	1930 (April 1)	1925 (January 1)	1920 (January 1)	1910 (April 15)	1900 (June 1)
Farms, total ... number	159,806	188,754	193,195	215,597	226,720
Operated by—					
Owners ... number	136,041	159,949	151,717	166,674	168,698
Full owners ... number	124,206	149,761	139,153	152,343	155,201
Part owners ... number	11,835	10,188	12,564	14,331	13,497
Managers ... number	2,652	2,261	4,376	4,051	3,819
Tenants ... number	21,113	26,544	37,102	44,872	54,203
Cash tenants ... number	8,715	9,164	[1] 14,676	[1] 18,519	[1] 24,303
Other tenants ... number	12,398	17,380	22,426	26,353	29,900
Approximate land area of State ... acres	30,498,560	30,498,560	30,498,560	30,498,560	30,498,560
Land in farms, total ... acres	17,979,633	19,269,926	20,632,803	22,030,367	22,648,109
In farms operated by—					
Owners ... acres	14,576,555	15,459,214	15,084,383	15,824,840	15,815,967
Full owners ... acres	12,773,720	14,002,751	13,415,120	(2)	14,106,545
Part owners ... acres	1,802,835	1,456,463	1,669,263	(2)	1,709,422
Managers ... acres	622,001	496,168	932,355	838,476	712,436
Tenants ... acres	2,781,077	3,314,544	4,616,065	5,367,051	6,119,706
Cash tenants ... acres	945,092	903,652	[1] 1,487,210	(2)	[1] 2,315,789
Other tenants ... acres	1,835,985	2,410,892	3,128,855	(2)	3,803,917
Value of specified farm property:					
Land and buildings ... dollars	1,315,904,741	1,367,125,391	1,425,061,740	1,184,745,829	888,134,180
Land, excluding buildings ... dollars	600,084,752	646,980,203	793,335,558	707,747,828	551,174,220
Buildings ... dollars	715,819,989	720,145,188	631,726,182	476,998,001	336,959,960
Implements and machinery ... dollars	173,696,369	169,385,252	169,866,766	83,644,822	56,006,000
Specified kinds of livestock:					
Horses ... number	320,460	440,203	536,171	591,008	628,438
Mules ... number	5,849	7,062	7,323	4,052	3,313
Cattle ... number	2,220,139	1,836,900	2,144,244	2,423,003	2,596,389
Milk cows ... number	1,172,546	1,370,060	1,481,918	1,293,058	1,501,608
Swine ... number	220,826	259,189	600,560	666,179	676,639
Chickens [3] ... number	11,953,862	13,408,720	10,414,600	10,232,498	[4] 8,964,736

[1] Includes renters paying a fixed quantity of products ("standing renters" prior to 1925).
[2] Figures not available.
[3] Over 3 months old, 1930, 1910, and 1900.
[4] Includes guinea fowls.

State Table 2.—SPECIFIED CROPS AND VEGETABLES HARVESTED FOR SALE; AND CHICKEN EGGS AND CHICKENS: 1929, 1924, 1919, 1909, AND 1899

ITEM (See definitions in Introduction)	1929	1924	1919	1909	1899
Specified crops:					
Corn harvested for grain ... acres	110,694	166,697	320,325	512,442	658,652
... bushels	4,283,820	6,081,326	14,109,202	18,115,634	20,024,850
Wheat threshed ... acres	238,874	313,792	463,461	289,130	557,736
... bushels	3,817,648	5,841,393	9,136,268	6,664,121	10,412,675
Oats threshed for grain ... acres	558,462	869,166	937,553	1,302,508	1,329,753
... bushels	12,775,284	28,829,906	21,595,461	34,795,277	40,785,900
Barley threshed ... acres	75,934	86,079	116,109	79,956	111,658
... bushels	1,548,560	2,590,852	2,273,011	1,922,868	2,943,250
Rye threshed ... acres	19,273	35,851	115,661	130,540	177,416
... bushels	288,938	539,919	1,520,552	2,010,601	2,431,670
Buckwheat threshed ... acres	171,044	217,819	217,946	286,276	289,862
... bushels	2,452,508	4,294,815	3,901,481	5,691,745	3,815,350
Hay ... acres	4,096,681	5,015,603	4,987,520	4,783,592	4,965,364
... tons	5,154,974	5,720,765	6,264,685	5,171,964	5,354,737
Tobacco ... acres	824	1,897	2,613	4,109	11,307
... pounds	925,883	2,155,866	3,353,954	5,345,035	13,958,370
Potatoes (Irish or white) ... acres	212,400	285,586	310,403	394,319	395,640
... bushels	21,445,436	38,805,641	32,470,847	48,597,701	38,060,471
Specified vegetables harvested for sale: [1]					
Beans (snap or string) [2] ... acres	15,591	(3)	6,628	3,619	2,021
... value of crop ... dollars	1,402,132	(3)	814,127	281,501	(3)
Cabbages ... acres	34,300	34,675	30,555	35,269	25,261
... value of crop ... dollars	4,200,366	(3)	4,906,249	2,335,999	(3)
Carrots ... acres	2,643	(3)	1,810	1,262	1,569
... value of crop ... dollars	663,156	(3)	450,032	171,943	(3)
Cauliflower ... acres	3,226	(3)	1,640	1,720	1,830
... value of crop ... dollars	933,339	(3)	338,040	333,808	(3)
Celery ... acres	5,123	(3)	3,288	2,926	1,624
... value of crop ... dollars	2,030,904	(3)	1,623,684	946,424	(3)
Corn, sweet ... acres	33,146	34,021	28,965	23,739	35,818
... value of crop ... dollars	2,048,136	(3)	2,028,617	942,023	(3)
Cucumbers ... acres	6,453	(3)	4,840	3,350	3,624
... value of crop ... dollars	684,790	(3)	821,621	337,841	(3)
Lettuce ... acres	5,254	5,492	3,392	1,012	323
... value of crop ... dollars	1,353,536	(3)	1,467,950	289,059	(3)
Onions (dry) ... acres	7,535	7,908	7,500	5,558	6,033
... value of crop ... dollars	2,001,105	(3)	2,804,153	954,610	1,066,042
Peas (green) ... acres	29,381	(3)	17,440	16,992	7,421
... value of crop ... dollars	1,371,991	(3)	968,231	815,256	(3)
Spinach ... acres	2,747	(3)	524	627	277
... value of crop ... dollars	620,278	(3)	93,045	76,285	(3)
Tomatoes ... acres	18,031	14,525	13,417	8,636	9,159
... value of crop ... dollars	2,349,245	(3)	2,378,858	775,803	(3)
Chicken eggs and chickens:					
Eggs produced [4] ... dozens	97,926,714	87,167,262	62,175,162	71,191,449	[5] 62,096,690
Eggs sold ... dozens	76,173,626	(3)	40,455,153	[5] 48,074,481	(3)
Chickens raised [4] ... number	19,518,198	14,940,905	11,872,644	13,393,599	(3)
Chickens sold ... number	9,194,145	(3)	4,105,159	[6] 5,806,367	(3)

[1] The data for 1909 are not comparable with other years; they include figures only for farms reporting 1 acre or more of vegetables raised for sale or for home use.
[2] Including green Lima beans prior to 1929.
[3] Not reported.
[4] Including estimates for incomplete reports.
[5] Poultry eggs.
[6] Poultry of all kinds.

STATE TABLE 3.—TENANCY, VALUE OF FARM PROPERTY, FARM MORTGAGE DEBT, AND SPECIFIED KINDS OF LIVESTOCK: 1930, 1925, 1920, 1910, AND 1900

ITEM (See definitions in Introduction)	1930 (April 1)	1925 (January 1)	1920 (January 1)	1910 (April 15)	1900 (June 1)
Tenancy:					
All farms ... number	159,806	188,754	193,195	215,597	226,720
Proportion of all farms operated by tenants ... per cent	13.2	14.1	19.2	20.8	23.9
Value of farm property ... dollars	1,711,762,052	1,706,929,770	1,908,483,201	1,451,481,495	1,069,723,895
Land and buildings ... dollars	1,315,904,741	1,367,125,391	1,425,061,740	1,184,745,829	888,134,180
Implements and machinery ... dollars	173,606,369	169,385,252	169,866,766	83,644,822	56,006,000
Domestic animals, chickens, and bees [1] ... dollars	222,250,942	170,419,127	313,554,695	183,090,844	125,583,715
Farm mortgage debt:					
All farms operated by owners ... number	136,041	159,949	151,717	166,674	[2] 170,603
Free from mortgage debt ... number	68,786	(3)	75,522	93,118	89,655
Mortgaged ... number	61,546	61,905	66,633	72,311	77,164
Proportion of farms mortgaged ... per cent	45.2	38.7	43.9	43.4	45.2
No mortgage report ... number	5,709	(3)	9,562	1,245	3,784
Farms operated by full owners ... number	124,206	149,761	139,153	152,343	(3)
Mortgaged (amount of debt reported) ... number	55,110	57,245	59,735	62,555	(3)
... acres	6,062,101	5,885,551	(3)	(3)	(3)
Value of land and buildings ... dollars	435,167,744	397,889,114	388,114,245	284,659,163	(3)
Amount of mortgage debt ... dollars	170,460,124	165,622,443	145,533,268	97,309,848	(3)
Ratio of debt to value ... per cent	39.17	41.63	37.50	34.18	(3)
Average per mortgaged farm—					
Value of land and buildings ... dollars	7,896	6,951	6,497	4,551	(3)
Amount of mortgage debt ... dollars	3,093	2,893	2,436	1,556	(3)
Specified kinds of livestock:					
Sheep and lambs ... number	618,075	472,616	578,726	930,300	1,745,746
Goats and kids ... number	5,393	2,542	2,580	3,475	1,316
Asses and burros ... number	179	(3)	211	284	338
Bees (hives) ... number	103,264	(3)	127,858	156,360	187,208

[1] "All livestock," prior to 1930. [2] Farm homes occupied by their owners. [3] Not reported.

STATE TABLE 4.—COOPERATIVE MARKETING; AND SPECIFIED FARM EXPENDITURES, CROPS, AND LIVESTOCK PRODUCTS: 1929, 1924, 1919, 1909, AND 1899

ITEM (See definitions in Introduction)	1929	1924	1919	1909	1899
Cooperative marketing:					
Value of farm products sold ... dollars	52,623,182	37,944,517	44,906,247	(1)	(1)
Value of farm supplies purchased ... dollars	11,407,972	3,927,479	2,270,976	(1)	(1)
Specified farm expenditures:					
Feed (hay, grain, mill feed, etc., "not raised on this farm") ... dollars	77,399,938	62,075,138	82,966,321	29,545,703	(1)
Fertilizer (including commercial fertilizer, manure, marl, lime, and ground limestone) ... dollars	11,505,537	11,606,671	15,067,371	7,142,265	4,493,050
Farm labor, exclusive of housework (cash) ... dollars	45,421,486	42,235,628	49,345,689	32,000,566	[2] 27,102,130
Specified crops:					
Navy, pinto, kidney, Lima, and other ripe field beans ... acres	101,973	154,233	45,897	115,698	129,298
... bushels	1,198,655	(1)	702,634	1,681,506	1,360,445
Apples ... trees not of bearing age ... number	2,017,203	2,422,156	2,932,281	2,828,515	(1)
... trees of bearing age ... number	8,284,507	9,468,661	9,636,698	11,248,203	15,054,832
... bushels harvested	13,991,729	19,055,965	14,350,317	25,409,324	24,111,257
Cherries ... trees not of bearing age ... number	352,026	(1)	279,864	342,959	(1)
... trees of bearing age ... number	875,753	(1)	1,027,203	673,989	539,742
... bushels harvested	523,744	(1)	166,877	271,597	218,642
Peaches ... trees not of bearing age ... number	785,698	3,297,454	658,868	[3] 2,216,907	(1)
... trees of bearing age ... number	1,683,521		3,038,023	[3] 2,457,187	[3] 2,522,729
... bushels harvested	1,044,534	1,954,480	1,262,480	[3] 1,736,483	[4] 466,850
Pears ... trees not of bearing age ... number	382,684	3,831,601	967,573	1,502,661	(1)
... trees of bearing age ... number	2,067,588		2,778,761	2,141,596	2,183,909
... bushels harvested	701,237	(1)	1,830,237	1,343,089	960,170
Grapes ... vines not of bearing age ... number	1,214,745	34,874,038	1,389,042	3,801,800	(1)
... vines of bearing age ... number	37,282,114		30,677,555	31,802,097	29,636,216
... pounds harvested	154,409,640	(1)	152,482,698	253,006,361	247,698,056
Blackberries and dewberries ... acres	1,198	(1)	1,880	1,951	2,060
... quarts	787,669	(1)	1,711,546	2,509,851	3,167,090
Currants ... acres	1,306	(1)	2,671	2,557	2,594
... quarts	2,469,941	(1)	3,321,583	3,982,389	4,584,080
Raspberries ... acres	7,837	(1)	10,344	[4] 11,057	[4] 12,376
... quarts	7,173,706	(1)	11,632,591	[4] 14,751,940	[4] 17,575,530
Strawberries ... acres	4,727	5,430	4,872	6,382	7,311
... quarts	7,883,204	(1)	8,579,563	15,945,863	13,849,860
Specified livestock products:					
Dairy products—					
Milk produced [5] ... gallons	800,523,979	741,983,208	756,045,942	783,479,286	772,799,352
Whole milk sold ... gallons	682,504,331	552,804,111	573,161,952	524,279,723	445,427,888
Butter churned on farms ... pounds	13,995,603	22,106,207	24,727,662	23,461,702	74,714,376
Butter sold ... pounds	9,135,130	(1)	15,455,725	12,630,113	51,861,592
Cream sold as butterfat ... pounds	6,202,489	19,451,054	6,298,760	36,249,617	(1)
Cream sold *not* as butterfat ... gallons	506,933	916,439	1,815,983	1,207,174	609,866
Wool—					
Sheep and lambs shorn [5] ... number	411,223	370,970	469,526	[6] 616,247	[6] 1,038,428
Wool shorn [5] (unwashed) ... pounds	2,940,972	2,699,164	3,350,824	4,235,707	6,674,165
Mohair—					
Angora goats and kids clipped ... number	205	126	311	[6] 1,598	[6] 134
Mohair and kid hair clipped (unwashed) ... pounds	684	484	1,093	5,412	383
Honey produced ... pounds	4,114,979	(1)	3,223,323	3,191,733	3,422,497

[1] Not reported.
[2] Includes value of board.
[3] Schedule called for "Peaches and nectarines."
[4] Includes loganberries.
[5] Including estimates for incomplete reports.
[6] Fleeces.

County Table I.—FARMS AND FARM ACREAGE, 1930, 1925, AND 1920, AND CROP LAND

	ITEM (See definitions in Introduction)		The State	Albany	Allegany	Bronx	Broome	Cattaraugus	Cayuga	Chautauqua	Chemung	Chenango
	FARMS AND FARM OPERATORS											
1	Farms	1930 number	159,806	1,927	3,375	15	3,104	3,999	3,865	6,410	1,565	3,333
2		1925 number	188,754	2,661	4,203	41	3,515	5,353	4,412	7,354	1,925	3,698
3		1920 number	193,195	2,946	4,405	55	3,594	5,305	4,297	7,100	1,945	3,838
	Farm operators, by color:											
4	White [1]	1930 number	159,346	1,926	3,371	15	3,102	3,957	3,860	6,405	1,564	3,328
5		1920 number	192,645	2,944	4,391	55	3,584	5,281	4,294	7,091	1,944	3,838
6	Colored [1]	1930 number	460	1	4	--------	2	42	5	5	1	5
7		1920 number	550	2	14	--------	10	24	3	9	1	--------
	FARM ACREAGE AND LAND AREA											
8	Approximate land area	1930 acres	30,498,560	337,280	670,080	26,240	451,200	859,520	449,920	684,160	260,480	572,160
9	Proportion in farms	1930 per cent	59.0	60.0	71.7	0.7	74.5	63.4	82.9	78.7	69.2	81.4
10	All land in farms	1930 acres	17,979,633	202,518	480,715	172	336,035	544,704	372,890	538,635	180,186	465,666
11		1925 acres	19,269,926	246,145	545,479	738	363,919	631,254	371,994	581,597	207,991	478,496
12		1920 acres	20,632,803	278,231	566,280	1,252	384,832	645,088	396,264	593,606	208,813	512,586
13	Of white operators [1]	1930 acres	17,942,248	202,428	480,231	172	335,708	541,463	372,366	538,372	179,974	465,067
14		1920 acres	20,589,928	278,048	563,574	1,252	384,068	642,782	396,228	593,074	208,601	512,586
15	Of colored operators [1]	1930 acres	37,385	90	484	--------	327	3,241	524	263	212	599
16		1920 acres	42,875	183	2,706	--------	764	2,306	36	532	212	--------
17	Average size of farm	1930 acres	112.5	105.1	142.4	11.5	108.3	136.2	96.5	84.0	115.1	139.7
18		1925 acres	102.1	92.5	129.8	18.0	103.5	117.9	84.3	79.1	108.0	129.4
19		1920 acres	106.8	94.4	128.6	22.8	107.1	121.6	92.2	83.6	107.4	133.6
	Farm land, according to use:											
20	Crop land, total	1929 acres	8,154,315	108,880	204,020	123	126,470	188,968	231,823	230,843	84,962	162,393
21		1924 acres	9,087,663	144,150	234,932	589	152,246	215,375	243,569	254,495	106,928	177,344
22	Crop land harvested	1929 acres	6,958,936	80,150	167,933	91	106,727	158,417	184,864	190,089	60,083	147,968
23		1924 acres	8,290,335	119,148	209,290	489	138,604	201,450	223,529	236,551	81,015	171,190
24	Crop failure	1929 acres	169,393	3,551	4,652	24	2,300	3,535	3,746	5,635	2,528	896
25		1924 acres	91,041	916	3,733	45	1,493	1,996	1,728	2,840	1,442	1,601
26	Idle or fallow land	1929 acres	1,025,986	25,179	31,435	8	17,443	27,016	43,213	35,119	22,353	13,529
27		1924 acres	706,287	24,086	21,909	55	12,149	11,929	18,312	15,104	24,471	4,553
28	Pasture land, total	1929 acres	7,300,145	59,238	225,455	5	160,761	308,610	96,132	259,012	56,375	255,265
29		1924 acres	7,463,503	63,913	252,383	54	155,026	348,491	80,973	275,455	57,912	261,945
30	Plowable pasture	1929 acres	2,375,854	29,329	50,413	5	56,528	77,827	40,236	61,012	25,550	62,890
31		1924 acres	2,080,544	29,781	39,391	15	47,610	69,433	32,372	64,376	27,732	48,004
32	Woodland pasture	1929 acres	1,949,441	9,652	76,724	--------	36,122	98,045	20,473	85,960	11,893	62,900
33		1924 acres	2,025,249	8,935	76,809	15	38,730	112,173	24,503	93,126	13,490	61,607
34	Other pasture	1929 acres	2,974,850	20,257	98,318	--------	68,111	132,738	35,423	112,040	18,932	129,475
35		1924 acres	3,297,710	25,197	136,183	24	68,686	166,885	24,098	117,953	16,690	152,334
36	Woodland not pastured	1929 acres	1,684,798	21,637	32,032	4	38,824	29,830	22,493	22,965	27,116	33,999
37		1924 acres	1,780,380	27,239	38,834	--------	43,766	49,046	20,881	27,215	33,752	29,156
38	All other land in farms	1929 acres	840,375	12,763	19,208	40	9,980	17,296	22,442	25,815	11,733	14,009
39		1924 acres	998,380	10,843	19,330	95	12,881	18,342	26,571	24,432	9,399	10,051
	FARMS AND FARM ACREAGE, BY TENURE											
	Farm operators, by tenure:											
40	Full owners	1930 number	124,206	1,553	2,476	4	2,599	3,163	2,889	5,255	1,269	2,781
41		1925 number	149,761	2,178	3,114	--------	3,027	4,427	3,404	6,247	1,405	3,086
42		1920 number	139,153	2,075	3,160	4	2,835	4,108	2,938	5,513	1,364	2,848
43	Part owners	1930 number	11,835	138	325	1	151	300	363	478	119	194
44		1925 number	10,188	84	394	--------	103	235	138	423	196	187
45		1920 number	12,564	151	338	10	209	328	358	491	162	260
46	Managers	1930 number	2,652	31	36	1	33	35	34	102	8	41
47		1925 number	2,261	17	13	--------	24	31	33	58	9	35
48		1920 number	4,376	69	56	1	50	62	65	149	14	63
49	Tenants	1930 number	21,113	205	538	9	321	501	579	575	169	317
50		1925 number	26,544	382	682	41	361	660	837	626	315	390
51		1920 number	37,102	651	851	40	500	807	936	947	405	667
52	Cash tenants	1930 number	8,715	149	157	9	169	176	177	309	48	149
53		1925 number	9,164	238	146	41	145	210	177	250	61	179
54		1920 number	14,676	413	224	38	240	287	243	489	129	323
55	Other tenants	1930 number	12,398	56	381	--------	152	325	402	266	121	168
56		1925 number	17,380	144	536	--------	216	450	660	376	254	211
57		1920 number	22,426	238	627	2	260	520	693	458	276	344
	All land in farms, by tenure:											
58	Full owners	1930 acres	12,773,720	148,039	315,288	17	265,382	398,032	242,254	404,545	135,890	365,735
59		1925 acres	14,002,751	186,402	360,454	--------	296,023	483,492	266,346	454,349	135,994	368,938
60		1920 acres	13,415,120	171,908	354,123	42	277,555	443,694	240,394	413,391	131,578	338,676
61	Part owners	1930 acres	1,802,835	24,448	66,547	10	23,773	51,005	55,474	59,211	18,825	39,620
62		1925 acres	1,456,463	13,626	68,382	--------	17,295	40,102	20,701	48,597	29,457	39,451
63		1920 acres	1,669,263	25,762	62,405	162	31,509	56,450	43,764	59,530	23,887	53,228
64	Managers	1930 acres	622,001	5,813	7,299	35	7,641	9,000	6,299	12,622	1,559	7,939
65		1925 acres	496,168	3,027	2,728	--------	5,262	7,728	4,012	8,519	1,979	6,206
66		1920 acres	932,355	12,388	12,416	100	11,488	12,595	8,106	21,443	3,503	10,381
67	Tenants	1930 acres	2,781,077	24,218	91,581	110	39,239	86,667	68,863	62,257	23,912	52,372
68		1925 acres	3,314,544	43,090	113,915	738	45,339	99,932	80,935	70,132	40,561	63,901
69		1920 acres	4,616,065	68,173	137,336	948	64,280	132,349	104,000	99,242	49,845	110,301
70	Cash tenants	1930 acres	945,092	15,543	21,363	110	16,219	20,610	17,811	30,244	6,133	20,903
71		1925 acres	903,652	23,462	16,772	738	13,757	19,975	14,304	24,206	6,434	25,527
72		1920 acres	1,487,210	35,518	26,106	847	24,794	36,470	21,432	42,399	11,810	44,364
73	Other tenants	1930 acres	1,835,985	8,675	70,218	--------	23,020	66,057	51,052	32,013	17,779	31,469
74		1925 acres	2,410,892	19,628	97,143	--------	31,582	79,957	66,631	45,926	34,127	38,374
75		1920 acres	3,128,855	32,655	111,230	101	39,486	95,879	82,568	56,843	38,035	65,937
	Crop land harvested, by tenure:											
76	Full owners	1929 acres	4,849,541	59,122	110,990	13	85,145	115,302	119,157	142,637	44,255	116,746
77		1924 acres	5,876,780	91,267	138,575	--------	112,549	155,298	158,858	184,637	51,559	133,320
78	Part owners	1929 acres	763,092	9,504	22,998	7	7,067	14,795	29,348	21,995	6,790	11,585
79		1924 acres	682,028	6,033	26,278	--------	6,220	11,433	12,375	20,741	12,283	12,807
80	Managers	1929 acres	184,818	1,720	2,314	15	2,225	2,617	2,967	5,032	623	2,647
81		1924 acres	170,713	1,363	1,261	--------	2,082	2,394	2,199	3,995	845	2,297
82	Tenants	1929 acres	1,161,485	9,804	31,631	56	12,290	25,703	33,392	20,425	8,415	16,990
83		1924 acres	1,560,814	20,485	43,176	489	17,753	32,325	50,097	27,178	16,328	22,766
84	Cash tenants	1929 acres	357,903	6,393	6,666	56	4,771	6,509	7,612	9,399	1,566	6,595
85		1924 acres	390,139	12,268	6,271	489	5,074	6,393	8,057	8,892	2,186	9,143
86	Other tenants	1929 acres	803,582	3,411	24,965	--------	7,519	19,194	25,780	11,026	6,849	10,395
87		1924 acres	1,170,675	8,217	36,905	--------	12,679	25,932	42,040	18,286	14,142	13,623

[1] "White" includes Mexicans and "Colored" includes Negroes, Indians, Chinese, Japanese, and all other nonwhite races.

HARVESTED, 1929 AND 1924, BY COLOR AND BY TENURE OF FARM OPERATOR

Clinton	Columbia	Cortland	Delaware	Dutchess	Erie	Essex	Franklin	Fulton	Genesee	Greene	Hamilton	Herkimer	Jefferson	Kings	Lewis	
2,852	2,144	1,968	3,956	2,190	5,942	1,757	2,925	1,167	2,555	1,787	160	2,400	4,699	11	2,558	1
3,385	2,589	2,192	4,293	2,303	7,899	1,873	3,103	1,922	3,055	2,328	316	2,739	5,007	40	2,974	2
3,402	2,580	2,315	4,613	3,114	7,486	1,978	3,299	1,773	2,885	2,248	255	2,849	5,151	54	2,952	3
2,851	2,140	1,968	3,951	2,170	5,904	1,757	2,779	1,167	2,545	1,785	159	2,399	4,699	11	2,558	4
3,402	2,576	2,315	4,607	3,088	7,415	1,978	3,156	1,772	2,879	2,246	255	2,848	5,150	54	2,952	5
1	4	----------	5	20	38	----------	146	----------	10	2	1	1	----------	----------	----------	6
----------	4	----------	6	26	71	----------	143	1	6	2	----------	1	1	----------	----------	7
671,360	412,160	321,920	927,360	515,840	661,760	1,175,040	1,073,920	330,240	317,440	411,520	1,088,000	933,760	815,360	45,440	812,800	8
63.9	67.1	80.9	73.1	65.5	65.5	22.5	33.2	36.9	81.7	55.2	3.0	32.2	82.6	0.2	49.4	9
429,068	276,426	260,387	678,333	337,901	433,712	264,044	356,541	121,767	259,191	227,312	32,347	300,638	673,211	87	401,363	10
413,560	314,822	267,211	698,217	325,020	523,268	282,744	351,605	175,258	271,357	263,577	33,019	324,926	658,061	300	441,553	11
445,629	340,387	282,382	745,026	436,730	538,052	310,596	408,135	196,260	276,617	282,749	36,441	334,277	696,145	1,080	437,208	12
428,915	275,844	260,387	677,364	335,060	430,922	264,044	346,031	121,767	258,380	227,152	32,217	300,396	673,211	87	401,363	13
445,629	339,890	282,382	744,102	434,030	533,103	310,596	397,574	196,242	276,104	282,503	36,441	334,265	696,054	1,080	437,208	14
153	582	----------	969	2,841	2,790	----------	10,510	----------	811	160	130	242	----------	----------	----------	15
----------	497	----------	924	2,700	4,949	----------	10,561	18	513	246	----------	12	91	----------	----------	16
150.4	128.9	132.3	171.5	154.3	73.0	150.3	121.9	104.3	101.4	127.2	202.2	125.3	143.3	7.9	156.9	17
122.2	121.6	121.9	162.6	141.1	66.2	151.0	113.3	91.2	88.8	113.2	104.5	118.6	131.4	7.5	148.5	18
131.0	131.9	122.0	161.5	140.2	71.9	157.0	123.7	110.7	95.9	125.8	142.9	117.3	135.1	20.0	148.1	19
148,559	128,549	104,392	191,084	140,204	249,633	68,992	135,694	51,885	156,035	81,329	3,935	126,135	341,021	79	137,641	20
154,872	167,409	110,929	199,664	148,736	308,386	78,553	137,909	75,142	168,847	105,746	7,046	143,021	340,807	275	146,190	21
144,415	100,286	91,593	178,794	106,431	214,671	62,974	129,603	43,100	131,119	65,074	3,749	120,148	317,481	74	126,403	22
150,120	137,587	103,484	191,982	121,966	276,927	76,191	133,436	67,800	151,597	87,093	6,202	136,310	334,367	275	138,460	23
1,275	3,157	1,172	807	3,870	9,359	1,003	586	723	4,578	1,723	19	676	3,570	5	1,578	24
703	2,113	1,227	1,374	1,796	3,836	699	553	461	1,993	588	50	942	2,297	----------	1,942	25
2,869	25,106	11,627	11,483	29,903	25,603	5,015	5,505	8,062	20,338	14,532	167	5,311	19,970	----------	9,660	26
4,049	27,709	6,218	6,308	24,974	27,623	1,663	3,920	6,881	15,257	18,065	794	5,769	4,143	----------	5,788	27
226,289	91,685	132,502	357,734	125,371	144,778	132,169	181,428	47,971	72,108	97,909	11,759	149,869	295,196	----------	219,194	28
214,264	82,965	131,946	340,821	113,481	158,556	149,358	175,288	57,469	71,424	104,624	14,082	159,478	279,193	----------	233,256	29
26,022	51,268	41,981	105,267	67,821	51,279	17,604	21,755	8,817	31,588	27,789	1,374	51,694	87,134	----------	60,048	30
16,338	40,051	27,802	89,763	62,281	45,635	11,085	16,378	10,563	32,119	15,912	2,186	54,588	85,696	----------	38,853	31
100,940	10,760	31,880	91,775	18,740	45,476	78,433	55,937	18,956	15,056	25,460	8,285	32,585	79,350	----------	64,903	32
80,473	14,279	29,540	75,723	13,201	53,648	104,435	47,867	21,421	15,418	25,914	7,984	36,174	72,606	----------	59,608	33
99,327	29,657	58,641	160,692	38,810	48,023	36,132	103,736	20,198	25,464	44,660	2,100	65,590	128,712	----------	94,243	34
118,453	28,635	74,604	175,335	37,999	59,273	33,838	111,043	25,485	23,887	62,798	3,912	68,716	120,891	----------	134,795	35
43,163	39,589	13,648	112,300	44,544	17,285	54,805	28,627	16,493	13,847	38,738	15,779	15,345	18,939	----------	29,422	36
30,380	39,045	16,183	126,857	43,534	20,639	42,100	22,807	30,673	12,775	39,096	9,102	10,179	16,688	----------	38,799	37
11,057	16,603	9,845	17,215	27,782	22,016	8,078	10,792	5,418	17,201	9,336	874	9,289	18,055	3	15,106	38
14,044	25,403	8,153	30,875	19,269	35,687	12,733	15,601	11,974	18,311	14,111	2,789	12,248	21,373	25	23,308	39
2,281	1,850	1,544	3,423	1,642	4,554	1,435	2,399	1,042	1,852	1,543	144	1,764	3,123	6	2,267	40
2,814	2,211	1,759	3,832	1,885	6,149	1,523	2,542	1,721	2,265	2,065	288	2,078	3,245	8	2,564	41
2,661	1,938	1,707	3,793	2,192	5,087	1,547	2,561	1,515	1,871	1,767	228	1,856	3,084	16	2,436	42
176	66	155	168	132	553	84	127	42	226	76	3	157	272	1	112	43
131	73	121	117	86	568	76	157	46	152	71	5	119	267	1	128	44
122	88	161	216	154	646	85	148	58	181	93	2	164	238	6	119	45
46	70	29	83	126	98	70	56	12	35	37	5	48	73	----------	23	46
20	58	13	44	72	93	48	14	10	16	23	3	32	59	----------	31	47
37	129	30	96	210	163	94	39	16	40	77	13	69	83	----------	33	48
349	158	240	282	290	737	168	343	71	442	131	8	431	1,231	4	156	49
420	247	299	300	260	1,089	226	390	145	622	164	20	510	1,436	31	251	50
582	425	417	508	558	1,590	252	551	184	793	311	12	760	1,746	32	364	51
165	97	128	227	213	575	110	145	49	127	94	8	140	190	3	48	52
187	108	126	217	155	747	107	133	81	139	90	5	166	233	31	79	53
209	196	199	338	399	1,157	124	234	116	157	186	10	246	251	27	95	54
184	61	112	55	77	162	58	198	22	315	37	----------	291	1,041	1	108	55
233	139	173	83	105	342	119	257	64	483	74	15	344	1,203	----------	172	56
373	229	218	170	159	433	128	317	68	636	125	2	514	1,495	5	269	57
329,950	216,984	191,055	564,879	203,216	290,455	193,291	272,395	107,224	168,793	184,875	18,795	201,486	384,813	18	345,115	58
330,025	247,454	195,247	599,253	237,387	365,772	206,420	267,917	154,155	181,627	218,189	29,854	226,575	367,455	89	354,682	59
339,697	223,658	189,539	595,074	264,560	324,252	220,930	271,675	166,484	154,478	201,821	32,075	189,270	353,983	49	344,740	60
36,712	12,056	26,847	37,157	32,131	58,109	15,499	20,327	5,155	29,947	13,768	204	24,110	53,100	35	25,670	61
23,738	11,055	21,613	25,716	20,055	54,469	15,985	25,245	6,498	18,253	14,342	216	18,183	40,031	55	26,706	62
20,870	20,160	24,476	43,796	29,368	55,289	16,261	20,425	7,172	21,208	15,066	355	24,833	40,218	304	21,815	63
9,866	18,562	7,345	29,801	47,010	18,638	23,790	15,227	1,688	7,293	7,665	12,150	10,134	16,080	----------	4,088	64
3,270	16,694	3,052	22,337	21,694	11,425	22,882	2,914	869	3,744	5,216	816	6,624	11,089	----------	17,542	65
5,919	28,967	7,289	22,969	54,719	19,923	28,119	44,710	3,099	7,361	20,494	2,275	11,678	15,098	----------	7,221	66
52,540	28,844	35,140	46,496	55,544	66,510	31,464	48,592	7,700	53,158	21,004	1,198	64,908	219,218	34	26,490	67
56,527	39,619	47,299	50,911	45,884	91,602	37,457	55,529	13,736	67,733	25,830	2,133	73,544	239,486	156	42,623	68
79,143	67,602	61,078	83,187	88,083	138,588	45,286	71,325	19,505	93,570	45,368	1,736	108,496	286,846	727	63,432	69
20,190	14,659	16,869	36,858	38,376	49,851	18,353	15,816	4,445	10,859	16,018	1,198	14,334	22,473	30	7,143	70
19,850	15,554	18,905	36,773	26,069	55,440	15,950	15,468	5,962	9,120	14,998	422	16,652	24,649	156	12,014	71
22,923	27,392	26,639	50,394	55,595	92,453	21,628	28,823	10,855	13,888	25,026	1,596	26,361	30,193	608	14,573	72
32,350	14,185	18,271	9,638	17,168	16,669	13,111	32,776	3,255	42,299	4,986	----------	50,574	196,745	4	19,347	73
36,677	24,065	28,394	14,138	19,815	36,162	21,507	40,061	7,774	58,613	10,832	1,711	56,892	214,837	----------	30,609	74
56,220	40,210	34,439	32,793	32,488	46,135	23,658	42,502	8,650	79,682	20,342	140	82,135	256,653	119	48,859	75
107,391	80,969	67,928	150,390	69,255	142,206	47,179	98,886	37,106	83,412	54,051	3,205	80,783	176,306	13	108,641	76
117,032	110,060	76,305	167,035	89,888	189,561	55,598	100,673	58,039	98,918	72,262	5,736	93,955	180,176	82	112,821	77
13,835	4,932	9,588	9,288	9,451	32,583	3,550	8,228	2,189	16,003	3,636	50	9,645	25,102	31	6,744	78
9,196	4,968	8,621	6,525	7,370	32,263	5,085	9,246	3,145	10,592	4,422	69	7,569	21,487	54	8,082	79
3,062	5,036	2,218	6,630	12,383	7,932	3,595	2,740	816	3,073	1,609	270	2,942	6,763	----------	1,506	80
1,635	6,112	1,001	3,801	7,178	5,970	4,909	1,110	337	1,456	1,525	83	2,948	5,096	----------	1,891	81
20,127	9,349	11,859	12,486	15,342	31,950	8,650	19,749	2,989	28,631	5,778	224	26,778	109,310	30	9,512	82
22,257	16,447	17,557	14,621	17,530	49,133	10,599	22,407	6,279	40,631	8,884	314	31,838	127,608	139	15,666	83
7,521	4,694	5,452	10,088	10,171	24,295	4,371	5,772	1,824	4,917	3,709	224	5,439	11,375	26	1,331	84
7,527	5,713	7,005	10,592	9,520	30,902	4,345	6,203	2,463	5,154	4,438	79	6,864	13,226	139	3,082	85
12,606	4,655	6,407	2,398	5,171	7,655	4,279	13,977	1,165	23,714	2,069	----------	21,339	97,935	4	7,681	86
14,730	10,734	10,552	4,029	8,010	18,231	6,254	16,204	3,816	35,477	4,446	235	24,974	114,332	----------	12,584	87

County Table I.—FARMS AND FARM ACREAGE, 1930, 1925, AND 1920, AND CROP LAND

	ITEM (See definitions in Introduction)		Livingston	Madison	Monroe	Montgomery	Nassau	New York	Niagara	Oneida	Onondaga	Ontario	Orange
	FARMS AND FARM OPERATORS												
1	Farms	1930 number	2,322	3,176	4,165	1,753	579	--------	4,018	4,699	4,529	3,322	3,115
2		1925 number	2,686	3,632	5,004	2,024	766	5	4,303	5,822	5,538	3,685	3,706
3		1920 number	2,899	3,597	5,174	2,015	935	5	4,068	6,233	5,652	4,062	3,691
	Farm operators, by color:												
4	White [1]	1930 number	2,314	3,171	4,160	1,753	577	--------	3,959	4,693	4,519	3,319	3,110
5		1920 number	2,890	3,592	5,161	2,015	931	5	4,035	6,223	5,619	4,056	3,578
6	Colored [1]	1930 number	8	5	5	--------	2	--------	59	6	10	3	5
7		1920 number	9	5	13	--------	4	--------	33	10	33	6	13
	FARM ACREAGE AND LAND AREA												
8	Approximate land area	1930 acres	403,840	416,000	424,320	254,720	175,360	14,080	334,080	800,000	499,840	415,360	533,760
9	Proportion in farms	1930 per cent	82.4	81.1	73.7	83.4	13.4	--------	84.6	64.5	74.8	82.8	56.5
10	All land in farms	1930 acres	332,762	337,272	312,589	212,331	23,477	--------	282,499	515,700	373,716	343,863	301,363
11		1925 acres	339,487	348,162	343,823	218,148	42,991	72	287,108	569,745	408,319	340,265	310,780
12		1920 acres	353,170	362,459	359,877	227,035	59,353	138	289,691	611,634	429,881	368,940	350,268
13	Of white operators [1]	1930 acres	331,829	336,879	312,325	212,331	23,430	--------	278,355	515,109	372,874	343,731	300,915
14		1920 acres	352,954	361,815	359,193	227,035	59,312	138	286,552	610,624	427,804	368,694	349,501
15	Of colored operators [1]	1930 acres	933	393	264	--------	47	--------	4,144	591	842	132	448
16		1920 acres	216	644	684	--------	41	--------	3,139	1,010	2,077	246	767
17	Average size of farm	1930 acres	143.3	106.2	75.1	121.1	40.5	--------	70.3	109.7	82.5	103.5	96.7
18		1925 acres	126.4	95.9	68.7	107.8	56.1	14.4	66.7	97.9	73.7	92.3	83.9
19		1920 acres	121.8	100.8	69.6	112.7	63.5	27.6	71.2	98.1	76.1	90.8	97.5
	Farm land, according to use:												
20	Crop land, total	1929 acres	179,078	151,034	220,826	120,160	19,066	--------	217,097	209,276	216,025	207,665	149,191
21		1924 acres	190,493	168,517	250,844	126,623	27,316	68	224,164	237,859	241,541	216,185	151,226
22	Crop land harvested	1929 acres	152,287	131,355	185,426	106,420	16,504	--------	190,142	193,695	187,544	174,357	115,697
23		1924 acres	172,561	157,551	230,989	117,407	22,505	68	208,329	224,999	224,972	196,447	139,288
24	Crop failure	1929 acres	5,569	2,441	6,873	2,599	1,347	--------	7,457	2,860	3,600	5,856	3,025
25		1924 acres	3,685	2,401	3,456	1,662	367	--------	2,422	2,226	1,872	2,834	1,135
26	Idle or fallow land	1929 acres	22,122	17,238	28,527	11,141	1,215	--------	19,498	12,721	24,881	27,452	30,469
27		1924 acres	14,247	8,565	16,389	7,554	4,444	--------	13,413	10,634	14,697	16,904	10,803
28	Pasture land, total	1929 acres	110,417	159,684	61,201	71,065	1,836	--------	39,263	256,237	116,544	91,207	112,219
29		1924 acres	101,482	154,269	53,826	69,690	1,934	--------	39,913	278,949	108,169	72,533	111,236
30	Plowable pasture	1929 acres	57,999	55,518	36,162	44,110	881	--------	24,954	77,292	56,036	43,893	50,944
31		1924 acres	55,890	53,453	29,146	37,022	1,138	--------	24,396	71,762	49,168	25,395	42,866
32	Woodland pasture	1929 acres	23,154	35,185	10,548	10,011	516	--------	6,672	54,269	19,818	17,705	19,766
33		1924 acres	21,510	34,814	10,296	8,410	679	--------	7,533	65,928	22,026	20,092	21,091
34	Other pasture	1929 acres	29,264	68,981	14,491	16,944	439	--------	7,637	124,676	40,690	29,609	41,509
35		1924 acres	24,082	66,002	14,384	24,258	117	--------	7,984	141,259	36,975	27,046	47,279
36	Woodland not pastured	1929 acres	23,627	13,640	11,947	12,817	1,211	--------	9,182	29,334	20,559	25,284	24,155
37		1924 acres	26,781	12,939	12,462	13,472	9,171	--------	8,061	28,424	23,346	26,456	29,932
38	All other land in farms	1929 acres	18,740	12,914	18,615	8,289	1,364	--------	16,957	20,853	20,588	19,707	15,798
39		1924 acres	20,731	12,437	26,691	8,363	4,570	4	14,970	24,513	35,263	25,091	18,386
	FARMS AND FARM ACREAGE, BY TENURE												
	Farm operators, by tenure:												
40	Full owners	1930 number	1,315	2,371	2,997	1,217	296	--------	2,880	3,740	3,479	2,285	2,364
41		1925 number	1,595	2,862	3,631	1,346	388	2	3,208	4,832	4,373	2,515	3,122
42		1920 number	1,667	2,574	3,318	1,268	335	2	2,643	4,784	4,155	2,504	2,648
43	Part owners	1930 number	360	324	328	179	114	--------	333	377	421	379	166
44		1925 number	334	242	299	185	126	--------	229	334	304	363	93
45		1920 number	258	253	340	101	134	--------	349	378	373	463	126
46	Managers	1930 number	47	35	101	14	16	--------	45	86	53	43	94
47		1925 number	34	36	86	17	93	--------	44	40	49	36	65
48		1920 number	53	81	150	19	139	1	81	108	93	66	142
49	Tenants	1930 number	600	446	739	343	153	--------	710	496	576	615	491
50		1925 number	723	492	988	476	159	3	822	616	812	771	426
51		1920 number	921	689	1,366	627	327	2	995	963	1,031	1,029	675
52	Cash tenants	1930 number	189	175	280	107	141	--------	228	312	296	106	372
53		1925 number	176	166	292	152	156	3	150	296	316	86	311
54		1920 number	231	239	409	238	317	2	269	571	441	183	536
55	Other tenants	1930 number	411	271	459	236	12	--------	482	184	280	509	110
56		1925 number	547	326	696	324	3	--------	672	320	496	685	116
57		1920 number	690	450	957	389	10	--------	726	392	590	846	139
	All land in farms, by tenure:												
58	Full owners	1930 acres	153,536	227,431	195,750	131,179	6,473	--------	180,013	386,988	256,993	206,003	195,826
59		1925 acres	162,726	247,066	214,037	126,215	15,543	40	189,226	438,272	286,061	201,594	237,984
60		1920 acres	166,219	235,080	196,598	128,303	18,297	71	160,957	435,387	276,341	201,724	227,411
61	Part owners	1930 acres	64,929	47,764	36,157	31,586	7,428	--------	36,105	50,300	51,266	56,457	19,920
62		1925 acres	54,547	32,751	31,074	27,433	8,371	--------	21,594	43,670	29,773	47,364	8,188
63		1920 acres	40,037	30,239	28,982	15,275	7,757	--------	32,304	44,203	37,009	48,943	10,280
64	Managers	1930 acres	15,620	5,506	13,300	2,741	2,181	--------	6,589	15,036	9,194	6,633	26,074
65		1925 acres	16,169	9,474	11,674	3,107	11,226	--------	4,799	10,853	13,383	5,462	15,947
66		1920 acres	15,465	12,649	17,816	2,756	16,801	39	8,528	20,709	18,696	8,691	31,675
67	Tenants	1930 acres	93,677	56,571	67,382	46,825	7,395	--------	59,812	63,376	56,263	74,770	59,543
68		1925 acres	106,045	58,871	86,438	61,393	7,751	32	71,489	76,950	79,102	85,845	48,666
69		1920 acres	131,449	84,491	116,481	80,701	21,498	28	87,902	111,335	97,835	109,582	80,902
70	Cash tenants	1930 acres	32,465	19,701	18,977	11,943	7,025	--------	17,306	35,701	23,739	9,259	49,292
71		1925 acres	24,915	16,764	18,246	17,033	7,428	32	11,133	31,737	23,819	5,178	36,314
72		1920 acres	34,034	25,088	24,611	26,248	20,818	28	19,654	55,138	32,481	14,996	63,627
73	Other tenants	1930 acres	66,212	36,870	48,405	34,882	370	--------	42,506	27,675	32,524	65,511	10,251
74		1925 acres	81,130	42,107	68,192	44,360	323	--------	60,356	45,213	55,283	80,667	12,352
75		1920 acres	97,415	59,403	91,870	54,453	680	--------	68,248	56,197	65,354	94,586	17,275
	Crop land harvested, by tenure:												
76	Full owners	1929 acres	69,551	89,612	115,965	65,692	4,180	--------	120,258	144,444	130,103	103,255	79,410
77		1924 acres	82,835	111,518	142,769	67,961	7,226	38	137,304	171,590	159,271	113,433	108,369
78	Part owners	1929 acres	31,341	18,272	22,152	16,133	6,214	--------	25,423	19,921	26,443	29,940	7,702
79		1924 acres	28,345	15,682	22,358	15,451	7,228	--------	15,692	17,542	17,092	29,162	3,791
80	Managers	1929 acres	5,379	2,120	7,803	1,217	492	--------	4,685	5,823	4,035	3,076	5,802
81		1924 acres	4,921	3,744	7,709	1,318	1,519	--------	3,622	4,035	5,330	2,736	5,704
82	Tenants	1929 acres	46,016	21,351	39,506	23,378	5,618	--------	39,776	23,507	26,963	38,086	22,783
83		1924 acres	56,460	26,607	58,153	32,677	6,532	30	51,711	31,832	43,279	51,116	21,304
84	Cash tenants	1929 acres	15,230	7,128	10,561	5,878	5,469	--------	10,589	12,900	11,661	4,815	18,601
85		1924 acres	12,515	7,224	11,805	9,233	6,283	30	7,722	12,763	13,551	2,931	16,016
86	Other tenants	1929 acres	30,786	14,223	28,945	17,500	149	--------	29,187	10,607	15,302	33,271	4,182
87		1924 acres	43,945	19,383	46,348	23,444	249	--------	43,989	19,069	29,728	48,185	5,348

[1] "White" includes Mexicans and "Colored" includes Negroes, Indians, Chinese, Japanese, and all other nonwhite races.

HARVESTED, 1929 AND 1924, BY COLOR AND BY TENURE OF FARM OPERATOR—Continued

Orleans	Oswego	Otsego	Putnam	Queens	Rensselaer	Richmond	Rockland	St. Lawrence	Saratoga	Schenectady	Schoharie	Schuyler	Seneca	Steuben	Suffolk	
2,392	4,726	3,980	293	186	2,533	66	360	6,979	2,417	736	2,272	1,361	1,666	5,143	1,772	1
2,767	5,815	4,887	385	191	3,130	159	889	7,583	3,298	1,092	2,889	1,600	1,902	5,786	2,222	2
2,579	5,539	4,770	767	565	3,078	121	831	7,652	3,178	983	2,791	1,639	1,857	6,132	2,476	3
2,[illegible]	4,721	3,975	292	185	2,531	66	359	6,974	2,414	736	2,271	1,359	1,664	5,142	1,765	4
2,573	5,537	4,769	764	563	3,073	121	828	7,650	3,174	983	2,789	1,634	1,857	6,129	2,462	5
2	5	5	1	1	2	--------	1	5	3	--------	1	2	2	1	7	6
6	2	1	3	2	5	--------	3	2	4	--------	2	5	--------	3	14	7
253,440	618,240	645,760	149,120	69,120	424,320	36,480	117,120	1,728,640	526,720	131,840	410,880	215,040	215,040	894,720	588,800	8
84.2	62.9	79.5	35.6	4.2	63.3	3.2	16.1	57.9	49.2	54.5	74.1	72.5	80.3	79.0	16.9	9
213,498	388,861	513,337	53,076	2,873	268,552	1,181	18,857	1,001,289	259,324	71,837	304,574	155,974	172,700	706,899	99,671	10
222,157	446,645	547,428	53,560	5,840	315,992	3,507	39,424	1,012,449	318,198	94,455	332,629	173,165	179,722	725,391	111,762	11
230,877	462,522	573,287	113,010	14,148	307,630	4,230	40,140	1,047,151	336,846	102,542	344,841	176,002	188,210	759,364	159,249	12
213,217	388,647	512,663	52,956	2,848	268,447	1,181	18,843	1,000,435	259,137	71,837	304,436	155,958	172,634	706,699	99,531	13
230,367	462,447	573,247	112,751	14,142	306,910	4,230	40,104	1,046,870	336,438	102,542	344,603	175,683	188,210	759,126	158,909	14
281	214	674	120	25	105	--------	14	854	187	--------	138	16	66	200	140	15
510	75	40	259	6	720	--------	36	281	408	--------	238	319	--------	238	340	16
89.3	82.3	129.0	181.1	15.4	106.0	17.9	52.4	143.5	107.3	97.6	134.1	114.6	103.7	137.4	56.2	17
80.3	76.8	112.0	139.1	30.6	101.0	22.1	44.3	133.5	96.5	86.5	115.1	108.2	94.5	125.4	50.3	18
89.5	83.5	120.2	147.3	25.0	99.9	35.0	48.3	136.8	106.0	104.3	123.6	107.4	101.4	123.8	64.3	19
146,284	158,927	199,223	16,027	2,342	124,000	1,056	8,262	369,756	110,503	41,791	132,511	84,430	113,021	347,730	63,063	20
159,227	188,792	231,737	18,162	5,277	159,548	2,316	20,085	384,160	143,731	60,242	150,069	98,120	127,035	370,757	67,446	21
126,007	126,942	175,244	12,709	2,002	96,778	727	6,318	353,840	85,485	31,532	117,545	62,185	98,295	276,309	54,304	22
146,487	168,200	214,124	16,312	5,216	134,840	1,981	15,171	375,892	117,350	52,625	140,011	80,986	117,133	323,613	61,801	23
3,719	2,495	2,423	93	187	4,074	66	323	4,093	3,401	1,193	1,405	3,817	2,863	10,530	2,533	24
3,262	1,816	924	55	11	1,096	75	56	2,005	2,187	576	514	570	1,122	4,481	352	25
16,558	29,490	21,556	3,225	153	23,148	263	1,621	11,823	21,617	9,066	13,561	18,428	11,863	60,891	6,226	26
9,478	18,776	16,689	1,795	50	23,612	260	4,858	6,253	24,194	7,041	9,544	16,564	8,780	42,663	5,293	27
47,015	176,957	234,234	20,024	162	92,625	41	4,214	543,550	90,365	19,150	121,866	42,518	40,138	234,994	9,163	28
43,678	194,853	231,796	20,302	77	100,673	217	5,018	550,842	110,026	20,314	122,305	41,276	30,178	224,212	7,131	29
27,784	59,641	87,711	7,504	120	42,087	21	2,514	94,664	38,215	8,817	45,112	20,857	26,769	81,926	5,413	30
21,432	64,770	76,747	4,817	52	31,096	131	1,277	68,802	31,408	8,127	54,048	21,356	17,538	70,557	5,593	31
8,493	45,741	42,758	3,053	38	25,118	--------	803	148,664	29,037	3,912	26,276	9,033	6,696	69,746	2,229	32
10,447	57,615	50,200	4,886	18	32,837	--------	1,544	137,040	46,604	4,506	21,476	8,132	7,121	69,229	632	33
10,738	71,575	103,765	9,467	4	25,420	20	897	300,222	23,113	6,421	50,478	12,628	6,673	83,322	1,521	34
11,799	72,468	104,849	10,599	7	36,740	86	2,197	345,000	32,014	7,681	46,781	11,788	5,519	84,426	906	35
8,349	30,057	62,648	10,542	82	36,137	23	4,781	53,748	40,278	7,264	41,274	19,019	8,294	83,377	18,783	36
8,156	28,557	66,652	12,727	64	40,844	456	10,057	38,329	41,195	8,829	47,827	21,747	9,012	94,675	25,458	37
11,850	22,920	17,232	6,483	287	15,790	61	1,600	34,235	18,178	3,632	8,923	10,007	11,247	40,798	8,662	38
11,096	34,443	17,243	2,369	422	14,927	518	4,264	39,128	23,246	5,070	12,428	12,022	13,497	35,747	11,727	39
1,604	4,049	3,249	192	100	2,190	47	302	5,189	2,075	596	1,743	982	1,087	3,809	1,048	40
1,808	5,008	4,105	296	73	2,677	92	756	5,711	2,835	923	2,283	1,195	1,227	4,338	1,492	41
1,446	4,407	3,636	493	206	2,321	62	655	5,442	2,507	651	1,954	1,008	1,010	4,282	1,533	42
157	229	289	27	11	98	4	17	380	127	54	212	184	185	518	392	43
145	211	192	16	21	112	8	12	317	125	55	150	162	162	501	359	44
174	368	306	37	60	201	10	30	322	140	107	238	265	243	451	363	45
52	41	77	27	2	25	1	21	90	31	9	37	6	30	45	64	46
19	43	60	35	1	21	10	68	64	43	3	14	12	31	33	89	47
46	62	78	88	2	51	8	72	75	64	25	39	21	42	74	177	48
579	407	365	47	73	220	14	20	1,320	184	77	280	189	364	771	268	49
795	553	530	38	96	320	49	53	1,491	295	111	442	231	482	914	282	50
913	702	750	149	297	505	41	74	1,813	467	200	560	345	562	1,325	403	51
102	227	187	42	70	155	13	17	342	112	56	94	31	56	151	236	52
112	261	231	27	96	185	49	34	329	169	77	127	29	57	138	238	53
81	299	307	115	295	306	41	65	521	276	122	177	49	59	226	352	54
477	180	178	5	3	65	1	3	978	72	21	186	158	308	620	32	55
683	292	299	11	--------	135	--------	19	1,162	126	34	315	202	425	776	44	56
832	403	443	34	2	199	--------	9	1,292	191	78	383	296	503	1,099	51	57
128,754	314,942	387,017	27,016	785	220,570	833	10,969	688,332	211,866	54,150	220,741	101,219	94,126	481,836	44,638	58
127,519	364,460	427,059	33,512	1,233	256,356	1,254	25,190	693,072	257,383	71,732	244,734	114,298	95,153	492,611	58,844	59
112,301	340,691	395,071	49,579	3,766	216,651	1,490	26,022	670,121	249,022	56,828	219,092	94,317	83,328	483,354	75,070	60
20,234	29,185	49,054	6,479	421	16,724	89	1,598	73,368	18,621	7,211	38,620	29,179	28,854	97,854	23,816	61
14,705	24,023	33,568	2,731	1,452	14,926	174	796	53,072	19,322	9,782	26,196	28,459	23,913	92,444	22,239	62
18,532	40,576	50,853	5,444	2,271	26,666	354	1,731	48,291	19,391	16,423	41,267	38,287	32,515	70,398	24,881	63
6,678	6,483	21,300	10,597	226	3,238	65	5,028	17,379	8,810	1,301	6,102	1,033	6,121	8,698	13,257	64
2,840	6,253	13,954	11,989	13	3,491	1,259	10,529	12,223	7,489	603	3,297	2,605	6,880	6,540	15,613	65
5,663	10,174	18,501	37,580	49	7,292	1,074	8,984	25,697	12,468	3,254	6,219	3,356	8,200	12,842	37,042	66
57,832	38,251	55,966	8,984	1,441	28,020	194	1,262	222,210	20,027	9,175	39,111	24,543	43,599	118,511	17,960	67
77,093	51,909	72,847	5,328	3,142	41,219	820	2,909	254,082	34,004	12,338	58,402	27,803	53,776	133,796	15,066	68
94,381	71,081	108,862	20,407	8,062	57,021	1,312	3,403	303,042	55,965	26,037	78,263	40,042	64,167	192,770	22,256	69
5,946	17,060	25,351	8,129	1,382	18,641	193	1,171	36,697	11,534	7,267	11,878	2,965	5,136	17,455	16,130	70
3,219	19,294	26,529	4,341	3,142	22,301	820	1,358	40,892	18,320	7,655	14,270	2,292	3,519	15,202	12,419	71
4,432	25,595	35,372	13,012	8,034	30,444	1,312	3,002	73,769	29,779	14,268	21,400	4,067	3,835	28,089	18,356	72
51,886	21,191	30,615	855	59	9,379	1	91	185,513	8,493	1,908	27,233	21,578	38,463	101,056	1,830	73
73,874	32,615	46,318	987	--------	18,918	--------	1,551	213,190	15,684	4,683	44,132	25,511	50,257	118,594	2,647	74
89,949	45,486	73,490	7,395	28	26,577	--------	401	229,273	26,186	11,769	56,863	35,975	60,332	164,681	3,900	75
75,893	102,961	133,322	6,589	621	79,932	542	4,046	239,432	67,615	23,925	83,312	38,850	52,074	189,312	24,396	76
82,794	137,337	166,521	11,560	1,020	106,523	792	10,510	251,959	93,252	40,582	102,938	53,058	60,435	221,172	30,992	77
11,701	9,204	16,905	1,990	380	5,561	70	892	24,391	7,829	3,293	15,575	12,369	17,060	38,205	17,191	78
9,617	8,665	13,177	937	1,333	6,901	147	425	20,519	8,126	5,432	9,824	13,084	16,221	41,660	16,628	79
4,067	2,372	6,628	1,622	143	927	5	1,029	6,218	2,701	491	2,774	476	3,737	2,957	3,123	80
2,073	2,306	4,991	2,177	12	1,723	618	3,247	4,488	3,005	338	1,185	1,269	4,774	2,428	5,199	81
34,346	12,405	18,389	2,508	858	10,358	110	351	83,799	7,340	3,823	15,884	10,490	25,424	45,835	9,594	82
52,003	19,892	29,435	1,638	2,851	19,693	424	989	98,926	12,967	6,273	26,064	13,575	35,703	58,353	8,982	83
3,347	5,515	8,002	2,256	804	6,859	109	313	13,797	4,021	2,982	3,979	1,181	2,794	6,308	8,502	84
2,388	6,919	10,513	1,274	2,851	10,434	424	609	15,894	6,092	3,714	5,400	814	2,342	5,694	6,986	85
30,999	6,890	10,387	252	54	3,499	1	38	70,002	3,319	841	11,905	9,309	22,630	39,527	1,092	86
49,615	12,973	18,922	364	--------	9,259	--------	380	83,032	6,875	2,559	20,664	12,761	33,361	52,659	1,996	87

COUNTY TABLE I.—FARMS AND FARM ACREAGE, 1930, 1925, AND 1920, AND CROP LAND HARVESTED, 1929 AND 1924, BY COLOR AND BY TENURE OF FARM OPERATOR—Continued

	ITEM (See definitions in Introduction)		Sullivan	Tioga	Tompkins	Ulster	Warren	Washington	Wayne	Westchester	Wyoming	Yates
	FARMS AND FARM OPERATORS											
1	Farms	1930 number	2,979	2,273	2,358	3,690	889	2,889	4,498	428	2,839	1,739
2		1925 number	3,163	2,506	2,363	4,036	1,504	3,389	4,814	782	3,254	1,997
3		1920 number	3,543	2,541	2,550	4,311	1,564	3,334	4,980	1,538	3,165	2,041
	Farm operators, by color:											
4	White [1]	1930 number	2,977	2,269	2,351	3,686	889	2,885	4,497	428	2,837	1,737
5		1920 number	3,542	2,537	2,543	4,302	1,563	3,329	4,976	1,530	3,159	2,038
6	Colored [1]	1930 number	2	4	7	4	----------	4	1	----------	2	2
7		1920 number	1	4	7	9	1	5	4	8	6	3
	FARM ACREAGE AND LAND AREA											
8	Approximate land area	1930 acres	641,280	332,800	304,640	727,680	560,640	535,680	383,360	286,720	384,640	219,520
9	Proportion in farms	1930 per cent	44.7	78.8	79.0	43.3	23.3	77.9	84.9	14.3	86.6	84.7
10	All land in farms	1930 acres	286,503	262,396	240,632	314,765	130,372	417,432	325,462	41,033	333,115	185,999
11		1925 acres	298,303	267,641	233,938	352,596	181,835	423,820	331,007	72,703	350,074	194,674
12		1920 acres	414,841	281,272	253,781	408,798	214,215	434,167	346,205	104,022	349,728	198,613
13	Of white operators [1]	1930 acres	286,452	262,117	240,096	314,613	130,372	417,089	325,355	41,033	332,976	185,977
14		1920 acres	414,698	281,202	253,171	408,351	214,178	433,741	345,875	103,500	349,082	198,513
15	Of colored operators [1]	1930 acres	51	279	536	152	----------	343	107	----------	139	22
16		1920 acres	143	70	610	447	37	426	330	522	646	100
17	Average size of farm	1930 acres	96.2	115.4	102.0	85.3	146.7	144.5	72.4	95.9	117.3	107.0
18		1925 acres	94.3	106.8	99.0	87.4	120.9	125.1	68.8	93.0	107.6	97.5
19		1920 acres	117.1	110.7	99.5	94.8	137.0	130.2	69.5	67.6	110.5	97.3
	Farm land, according to use:											
20	Crop land, total	1929 acres	83,377	111,068	129,110	114,615	28,314	177,660	212,364	14,686	161,142	109,086
21		1924 acres	91,985	117,574	128,515	127,838	39,136	186,700	224,404	29,794	177,346	119,681
22	Crop land harvested	1929 acres	70,242	84,459	96,139	90,857	21,907	157,692	178,936	10,961	142,689	93,168
23		1924 acres	86,606	98,579	111,830	110,834	35,348	177,702	204,210	25,829	167,175	110,301
24	Crop failure	1929 acres	678	2,098	3,186	2,227	570	2,479	3,963	472	3,989	3,923
25		1924 acres	557	1,388	1,297	1,263	450	1,616	3,323	190	1,947	1,470
26	Idle or fallow land	1929 acres	12,457	24,511	29,785	21,531	5,837	17,489	29,465	3,253	14,464	11,995
27		1924 acres	4,822	17,607	15,388	15,741	3,338	7,382	16,871	3,775	8,224	7,910
28	Pasture land, total	1929 acres	122,789	98,987	70,178	92,782	64,401	175,472	69,140	14,570	139,830	48,492
29		1924 acres	130,339	103,478	61,002	92,880	97,545	177,148	61,279	20,292	139,874	42,410
30	Plowable pasture	1929 acres	34,164	38,191	26,950	30,939	11,197	74,400	34,051	7,291	41,919	24,577
31		1924 acres	37,378	39,789	26,023	23,345	5,911	79,746	28,473	7,382	39,416	18,130
32	Woodland pasture	1929 acres	42,470	18,593	14,048	25,234	40,277	41,998	11,807	2,845	42,240	10,383
33		1924 acres	37,351	18,497	10,776	32,448	61,786	46,705	10,712	2,732	40,610	11,287
34	Other pasture	1929 acres	46,155	42,203	29,180	36,609	12,927	59,074	23,282	4,434	55,671	13,532
35		1924 acres	55,610	45,192	24,203	37,087	29,848	50,697	22,094	10,178	59,848	12,993
36	Woodland not pastured	1929 acres	65,054	37,116	27,426	88,857	31,765	49,014	20,801	5,677	13,933	17,319
37		1924 acres	60,832	38,008	24,554	102,867	32,046	42,503	19,354	12,919	16,031	16,891
38	All other land in farms	1929 acres	15,283	15,225	13,918	18,511	5,892	15,286	23,157	6,100	18,210	11,102
39		1924 acres	15,147	8,581	19,867	29,011	13,108	17,469	25,970	9,698	16,823	15,692
	FARMS AND FARM ACREAGE, BY TENURE											
	Farm operators, by tenure:											
40	Full owners	1930 number	2,745	1,865	1,846	3,260	800	2,380	3,652	263	2,148	1,183
41		1925 number	3,027	2,158	1,809	3,714	1,373	2,862	3,905	490	2,588	1,305
42		1920 number	3,054	2,008	1,792	3,604	1,365	2,534	3,585	1,019	2,350	1,227
43	Part owners	1930 number	47	203	236	112	22	165	259	28	242	187
44		1925 number	35	107	195	59	22	150	214	34	184	253
45		1920 number	98	193	225	143	28	150	298	59	235	257
46	Managers	1930 number	58	11	24	123	23	38	48	62	20	21
47		1925 number	24	19	16	65	37	16	55	174	20	28
48		1920 number	116	30	23	177	44	52	105	249	26	39
49	Tenants	1930 number	129	194	252	195	44	306	539	75	429	348
50		1925 number	77	222	343	198	72	361	640	84	462	411
51		1920 number	275	310	510	387	127	598	992	211	554	518
52	Cash tenants	1930 number	103	77	74	129	33	147	137	61	164	31
53		1925 number	57	64	79	142	43	134	131	70	95	35
54		1920 number	201	102	130	302	95	212	173	197	154	53
55	Other tenants	1930 number	26	117	178	66	11	159	402	14	265	317
56		1925 number	20	158	264	56	29	227	509	14	367	376
57		1920 number	74	208	380	85	32	386	819	14	400	465
	All land in farms, by tenure:											
58	Full owners	1930 acres	244,109	203,627	167,140	237,830	115,104	327,334	243,479	16,610	231,881	110,114
59		1925 acres	274,179	213,867	159,369	300,931	158,178	343,932	241,147	28,621	258,188	106,966
60		1920 acres	303,962	204,641	158,817	301,620	174,427	311,446	214,257	47,357	239,835	97,021
61	Part owners	1930 acres	5,746	33,156	39,256	14,846	3,676	29,838	27,251	4,562	41,216	30,329
62		1925 acres	4,146	19,066	29,655	7,196	4,463	26,112	22,518	6,299	29,132	34,943
63		1920 acres	13,425	27,373	30,725	19,192	5,677	20,903	28,940	5,445	33,260	33,101
64	Managers	1930 acres	22,132	2,475	3,602	43,610	6,307	12,682	6,172	11,618	3,886	2,803
65		1925 acres	10,462	4,100	3,659	22,921	10,183	2,536	7,095	29,348	3,922	4,641
66		1920 acres	65,891	7,484	3,697	44,437	17,294	13,497	14,139	30,790	5,539	5,106
67	Tenants	1930 acres	14,516	23,138	30,634	18,479	5,285	47,578	48,560	8,243	56,132	42,753
68		1925 acres	9,516	30,608	41,255	21,548	9,011	51,240	60,247	8,435	58,832	48,124
69		1920 acres	31,563	41,774	60,542	43,549	16,817	88,321	88,869	20,430	71,094	63,385
70	Cash tenants	1930 acres	10,334	6,830	6,985	12,213	2,822	19,441	9,825	7,230	17,868	2,793
71		1925 acres	6,317	6,507	6,884	15,243	4,015	14,493	8,774	7,256	9,911	2,923
72		1920 acres	22,161	10,691	12,048	33,229	11,319	23,534	11,238	19,196	15,424	4,194
73	Other tenants	1930 acres	4,182	16,308	23,649	6,266	2,463	28,137	38,735	1,013	38,264	39,960
74		1925 acres	3,199	24,101	34,371	6,305	4,996	36,747	51,473	1,179	48,921	45,201
75		1920 acres	9,402	31,083	48,494	10,320	5,498	64,787	77,631	1,234	55,670	59,191
	Crop land harvested, by tenure:											
76	Full owners	1929 acres	62,972	65,254	64,298	74,340	19,679	123,704	134,917	4,460	99,257	54,280
77		1924 acres	81,151	79,279	73,789	96,258	31,832	143,813	149,657	11,760	122,467	58,811
78	Part owners	1929 acres	1,573	11,304	17,159	4,914	647	11,491	15,408	1,614	18,723	15,158
79		1924 acres	1,161	6,958	15,429	3,720	763	11,712	14,076	2,504	14,100	19,702
80	Managers	1929 acres	2,104	834	1,742	6,148	520	3,404	3,891	2,731	1,398	1,609
81		1924 acres	1,774	1,305	1,737	3,340	926	1,073	4,896	9,034	1,886	2,723
82	Tenants	1929 acres	3,593	7,067	12,940	5,455	1,061	19,093	24,720	2,156	23,311	22,121
83		1924 acres	2,520	11,037	20,875	7,516	1,827	21,104	35,581	2,531	28,722	29,065
84	Cash tenants	1929 acres	2,564	2,007	2,630	3,727	536	7,481	4,212	1,897	6,403	1,569
85		1924 acres	1,669	2,099	3,213	4,809	1,033	5,533	4,920	2,228	4,497	1,692
86	Other tenants	1929 acres	1,029	5,060	10,310	1,728	525	11,612	20,508	259	16,908	20,552
87		1924 acres	851	8,938	17,662	2,707	794	15,571	30,661	303	24,225	27,373

[1] "White" includes Mexicans and "Colored" includes Negroes, Indians, Chinese, Japanese, and all other nonwhite races.

COUNTY TABLE II.—FARMS AND FARM ACREAGE, 1930, 1925, AND 1920, AND CROP LAND HARVESTED, 1929 AND 1924, BY SIZE OF FARM

	ITEM (See definitions in Introduction)		THE STATE	Albany	Allegany	Bronx	Broome	Cattaraugus	Cayuga	Chautauqua	Chemung
	FARMS AND FARM ACREAGE, BY SIZE										
	Farms, by size:										
1	Under 3 acres	1930 number	1,315	31	21	1	35	27	24	42	8
2		1925 number	406	5	7		3	5		18	4
3		1920 number	1,040	14	16	3	11	17	12	56	11
4	3 to 9 acres	1930 number	8,527	102	128	8	182	128	204	473	50
5		1925 number	14,681	227	231	19	200	345	347	692	108
6		1920 number	12,680	244	242	20	206	339	243	570	95
7	10 to 19 acres	1930 number	9,586	139	128	2	158	176	212	635	71
8		1925 number	13,709	242	162	10	210	336	306	742	115
9		1920 number	12,820	287	168	11	183	310	264	649	96
10	20 to 49 acres	1930 number	21,531	270	247	4	427	405	521	1,247	172
11		1925 number	27,357	395	411	8	493	634	636	1,468	218
12		1920 number	27,267	455	432	12	499	591	587	1,385	219
13	50 to 99 acres	1930 number	41,529	508	644		881	836	1,291	1,797	440
14		1925 number	49,538	707	900	3	1,034	1,225	1,538	2,071	545
15		1920 number	50,784	737	961	7	1,065	1,180	1,434	2,005	564
16	100 to 174 acres	1930 number	47,966	569	1,207		881	1,333	1,161	1,563	523
17		1925 number	53,869	754	1,424	1	1,037	1,694	1,257	1,707	590
18		1920 number	56,929	810	1,488	2	1,051	1,707	1,324	1,739	634
19	175 to 259 acres	1930 number	19,095	202	616		346	668	322	469	220
20		1925 number	19,730	241	696		355	697	251	490	247
21		1920 number	21,190	274	742		369	733	341	497	233
22	260 to 499 acres	1930 number	9,093	92	356		177	386	120	168	76
23		1925 number	8,447	84	344		170	382	73	154	92
24		1920 number	9,271	120	355		193	386	87	184	87
25	500 to 999 acres	1930 number	995	13	28		16	38	10	14	4
26		1925 number	871	6	24		13	28	3	11	6
27		1920 number	999	5			16	33	5	13	6
28	1,000 to 4,999 acres	1930 number	160	1			1	2		2	1
29		1925 number	142		4			7	1	1	
30		1920 number	199		1		1	9		2	
31	5,000 acres and over	1930 number	9								
32		1925 number	4								
33		1920 number	16								
	All land in farms, by size of farm:										
34	Under 3 acres	1930 acres	1,918	42	27	1	50	42	34	54	11
35		1925 acres	692	10	10		4	9		24	8
36		1920 acres	1,629	23	19	4	18	22	20	86	17
37	3 to 9 acres	1930 acres	50,872	609	992	52	1,015	791	1,166	2,869	304
38		1925 acres	82,823	1,302	1,286	101	1,178	1,989	2,023	3,935	611
39		1920 acres	72,063	1,392	1,346	110	1,213	1,968	1,444	3,355	573
40	10 to 19 acres	1930 acres	132,025	1,910	1,930	23	2,205	2,529	2,934	8,696	921
41		1925 acres	184,531	3,232	2,185	132	2,823	4,420	4,088	9,926	1,537
42		1920 acres	174,357	3,932	2,277	135	2,451	4,138	3,609	8,787	1,269
43	20 to 49 acres	1930 acres	724,194	8,592	8,496	96	14,543	13,427	17,679	40,847	6,091
44		1925 acres	908,219	12,578	13,897	205	16,603	20,884	21,429	48,089	7,396
45		1920 acres	914,599	14,200	15,030	329	17,100	19,766	19,759	45,670	7,286
46	50 to 99 acres	1930 acres	3,009,288	37,966	47,672		63,518	60,886	92,834	127,575	31,678
47		1925 acres	3,562,420	52,853	65,840	200	73,589	86,881	109,870	146,383	38,489
48		1920 acres	3,661,658	54,430	70,314	460	76,381	83,719	103,855	142,371	39,580
49	100 to 174 acres	1930 acres	6,187,110	73,765	159,562		113,239	174,054	147,701	196,580	66,933
50		1925 acres	6,893,138	96,465	185,626	100	131,768	218,659	156,227	213,823	75,547
51		1920 acres	7,317,041	103,888	194,779	214	134,717	221,979	167,446	220,092	80,539
52	175 to 259 acres	1930 acres	3,978,919	41,449	129,016		72,069	139,755	66,947	97,809	45,828
53		1925 acres	4,092,894	49,138	144,924		73,790	145,366	51,919	101,298	51,040
54		1920 acres	4,402,892	56,556	155,343		76,578	153,310	70,083	103,347	48,413
55	260 to 499 acres	1930 acres	2,967,238	29,591	117,137		57,968	127,104	37,252	53,740	24,337
56		1925 acres	2,745,597	26,892	112,818		56,017	126,428	22,589	49,858	29,457
57		1920 acres	3,013,612	40,726	125,766		65,255	128,219	27,489	60,000	27,471
58	500 to 999 acres	1930 acres	613,438	7,594	15,883		10,379	23,290	6,343	8,015	2,974
59		1925 acres	539,896	3,675	13,973		8,147	16,903	1,776	7,161	3,906
60		1920 acres	616,743	3,034			9,875	19,449	2,559	7,572	3,665
61	1,000 to 4,999 acres	1930 acres	248,293	1,000			1,049	2,826		2,450	1,109
62		1925 acres	233,616		4,920			9,715	2,073	1,100	
63		1920 acres	315,403		1,406		1,244	12,518		2,326	
64	5,000 acres and over	1930 acres	66,338								
65		1925 acres	26,100								
66		1920 acres	142,806								
	Crop land harvested, by size of farm:										
67	Under 3 acres	1929 acres	921	7	11	1	24	21	17	25	9
68		1924 acres	382	2	5		2	3		14	4
69	3 to 9 acres	1929 acres	28,089	324	445	34	539	389	615	1,699	142
70		1924 acres	52,596	728	702	95	1,094	1,182	1,349	2,644	384
71	10 to 19 acres	1929 acres	71,205	1,048	763	12	989	1,160	1,393	5,228	443
72		1924 acres	111,005	1,916	1,130	114	1,531	3,217	2,620	6,394	831
73	20 to 49 acres	1929 acres	361,497	4,432	3,423	44	6,008	5,329	9,254	21,237	2,576
74		1924 acres	498,789	6,623	6,570	120	8,018	9,015	13,578	27,915	3,594
75	50 to 99 acres	1929 acres	1,397,363	17,962	19,053		23,567	21,578	48,292	51,346	11,875
76		1924 acres	1,808,572	29,666	28,573	110	31,262	32,501	69,126	66,368	16,294
77	100 to 174 acres	1929 acres	2,555,902	30,999	60,143		37,636	55,654	73,586	64,697	23,620
78		1924 acres	3,115,134	47,466	75,678	50	51,065	72,866	94,913	79,341	30,618
79	175 to 259 acres	1929 acres	1,441,664	14,247	44,562		20,623	38,248	33,444	28,803	14,170
80		1924 acres	1,612,153	21,532	54,743		25,662	43,670	30,042	35,119	18,470
81	260 to 499 acres	1929 acres	918,561	8,976	35,795		15,124	31,459	16,597	14,470	6,670
82		1924 acres	920,150	10,514	37,275		17,792	34,112	11,348	16,048	9,754
83	500 to 999 acres	1929 acres	145,627	1,855	3,738		1,717	4,525	1,666	2,264	482
84		1924 acres	137,194	701	3,942		2,178	3,317	553	2,421	1,066
85	1,000 to 4,999 acres	1929 acres	33,561	300			500	54		320	96
86		1924 acres	33,574		672			1,567		287	
87	5,000 acres and over	1929 acres	4,546								
88		1924 acres	786								

COUNTY TABLE II.—FARMS AND FARM ACREAGE, 1930, 1925, AND 1920,

	ITEM (See definitions in Introduction)			Chenango	Clinton	Columbia	Cortland	Delaware	Dutchess	Erie	Essex	Franklin	Fulton
	FARMS AND FARM ACREAGE, BY SIZE												
	Farms, by size:												
1	Under 3 acres	1930	number	44	10	13	5	18	47	62	36	19	9
2		1925	number	15		9		7	1	6	3	2	
3		1920	number	17	7	18	3	29	54	42	5	2	6
4	3 to 9 acres	1930	number	158	97	182	80	122	103	439	107	99	44
5		1925	number	231	213	238	140	143	152	853	115	134	160
6		1920	number	224	114	225	125	191	200	566	102	132	102
7	10 to 19 acres	1930	number	145	93	150	85	110	125	532	75	138	60
8		1925	number	178	190	199	125	153	134	870	91	158	143
9		1920	number	189	133	158	142	162	200	723	75	154	127
10	20 to 49 acres	1930	number	273	243	244	194	216	210	1,407	183	343	147
11		1925	number	320	425	293	223	248	245	1,940	194	384	316
12		1920	number	341	401	278	243	244	339	1,760	195	425	279
13	50 to 99 acres	1930	number	690	639	310	413	566	374	2,039	333	745	347
14		1925	number	809	776	404	481	652	379	2,512	391	848	530
15		1920	number	811	856	360	538	685	545	2,563	372	911	403
16	100 to 174 acres	1930	number	1,044	957	713	699	1,298	695	1,072	488	967	394
17		1925	number	1,170	1,041	857	746	1,474	772	1,273	517	1,012	556
18		1920	number	1,228	1,153	845	771	1,559	953	1,355	606	1,090	534
19	175 to 259 acres	1930	number	609	470	346	309	952	341	267	286	417	125
20		1925	number	644	467	387	306	987	331	318	315	401	173
21		1920	number	653	459	437	306	1,071	438	336	315	410	185
22	260 to 499 acres	1930	number	333	301	154	166	594	221	112	199	178	37
23		1925	number	300	234	177	157	569	240	117	197	145	37
24		1920	number	334	236	220	169	605	310	129	246	153	58
25	500 to 999 acres	1930	number	35	37	27	17	70	60	8	40	14	3
26		1925	number	29	38	20	14	50	41	9	43	17	5
27		1920	number	35	37	36	16	59	65	11	52	17	11
28	1,000 to 4,999 acres	1930	number	2	3	5		10	14	4	10	4	1
29		1925	number	2		5		10	8	1	6	2	2
30		1920	number	6	4	3	2	7	10	1	10	2	7
31	5,000 acres and over	1930	number		2							1	
32		1925	number		1						1		
33		1920	number		2			1				3	1
	All land in farms, by size of farm:												
34	Under 3 acres	1930	acres	53	15	20	7	24	65	85	58	27	13
35		1925	acres	22		17		11	2	8	5	4	
36		1920	acres	25	12	33	4	48	69	73	10	3	10
37	3 to 9 acres	1930	acres	955	553	1,047	452	1,015	568	2,536	602	537	270
38		1925	acres	1,266	1,172	1,379	778	836	845	4,751	648	731	889
39		1920	acres	1,263	645	1,253	699	1,038	1,101	3,272	600	741	588
40	10 to 19 acres	1930	acres	2,031	1,290	1,977	1,166	1,553	1,707	7,354	995	1,876	812
41		1925	acres	2,400	2,525	2,637	1,651	2,116	1,845	11,751	1,230	2,099	1,966
42		1920	acres	2,644	1,849	2,107	1,925	2,326	2,651	9,910	1,047	2,083	1,734
43	20 to 49 acres	1930	acres	9,353	8,374	8,001	6,365	7,042	6,777	46,929	6,359	11,652	4,830
44		1925	acres	10,682	14,178	9,366	7,477	8,144	7,818	63,854	6,405	12,887	10,458
45		1920	acres	11,626	13,524	8,842	8,078	7,955	11,091	59,357	6,263	13,803	9,210
46	50 to 99 acres	1930	acres	50,909	45,260	23,766	30,443	41,934	28,044	140,853	24,390	53,962	24,622
47		1925	acres	59,131	55,125	30,368	35,244	47,767	28,164	172,829	28,424	60,597	37,106
48		1920	acres	58,916	60,970	27,057	39,604	50,286	40,393	177,688	26,365	65,051	33,008
49	100 to 174 acres	1930	acres	138,347	125,342	94,233	91,817	173,441	90,817	133,131	65,295	125,541	49,593
50		1925	acres	152,510	134,696	113,015	96,920	195,304	100,021	157,818	68,086	130,410	68,960
51		1920	acres	161,465	149,374	112,453	100,416	206,373	123,638	167,266	80,219	140,652	67,139
52	175 to 259 acres	1930	acres	123,716	99,734	71,625	64,552	201,011	71,020	54,379	60,445	86,612	25,788
53		1925	acres	135,732	98,384	79,767	63,603	207,242	69,046	64,698	66,443	83,049	35,528
54		1920	acres	138,159	96,129	90,875	63,212	225,108	91,221	69,083	66,654	85,682	38,391
55	260 to 499 acres	1930	acres	111,552	97,715	50,850	54,875	194,333	74,610	36,954	67,658	56,619	11,530
56		1925	acres	96,921	76,536	57,870	53,151	186,679	80,467	38,873	65,494	47,010	11,722
57		1920	acres	109,495	76,814	71,861	56,718	197,090	104,404	42,832	81,591	48,656	18,360
58	500 to 999 acres	1930	acres	20,750	22,490	16,407	10,710	40,942	39,329	5,014	24,536	8,963	1,800
59		1925	acres	16,807	23,444	11,403	8,357	31,014	27,718	6,186	26,235	10,067	2,820
60		1920	acres	20,711	23,110	21,704	9,370	36,518	41,912	6,571	32,314	11,214	6,745
61	1,000 to 4,999 acres	1930	acres	3,000	4,149	8,500		17,038	24,964	6,477	13,706	5,600	2,500
62		1925	acres	3,025		9,000		19,104	9,094	2,500	14,174	4,751	5,800
63		1920	acres	8,282	5,571	4,142	2,356	11,260	20,250	2,000	15,533	2,250	12,575
64	5,000 acres and over	1930	acres		24,146							5,152	
65		1925	acres		7,500						5,600		
66		1920	acres		17,631			7,024				38,000	8,500
	Crop land harvested, by size of farm:												
67	Under 3 acres	1929	acres	7	6	11	4	8	35	39	38	15	13
68		1924	acres	7		13		10		5	4	2	
69	3 to 9 acres	1929	acres	476	329	653	229	471	271	1,405	347	363	159
70		1924	acres	854	653	940	487	475	491	2,862	408	475	541
71	10 to 19 acres	1929	acres	986	680	1,205	560	704	760	4,242	453	1,006	478
72		1924	acres	1,358	1,302	1,756	1,034	1,037	911	7,067	670	1,114	1,105
73	20 to 49 acres	1929	acres	3,902	3,786	4,449	2,818	2,688	2,700	27,622	2,115	5,255	2,185
74		1924	acres	4,992	7,130	5,450	3,720	3,230	3,559	39,624	2,615	5,844	4,830
75	50 to 99 acres	1929	acres	19,763	19,726	10,629	12,711	13,773	10,355	76,705	8,084	21,958	10,418
76		1924	acres	24,401	26,033	15,743	15,482	15,907	11,603	100,133	9,840	25,768	16,322
77	100 to 174 acres	1929	acres	46,869	48,069	38,512	34,043	50,580	33,046	62,676	18,386	49,788	18,906
78		1924	acres	55,457	52,698	53,855	38,384	59,960	41,495	79,155	21,501	52,627	28,509
79	175 to 259 acres	1929	acres	39,029	34,192	25,609	21,996	52,975	22,599	23,449	14,325	31,268	8,184
80		1924	acres	46,950	34,239	34,100	22,939	57,324	25,590	29,241	17,749	30,160	13,054
81	260 to 499 acres	1929	acres	31,374	28,567	13,881	16,549	46,053	22,582	14,602	14,429	17,755	2,573
82		1924	acres	32,184	22,517	21,458	18,925	45,984	28,647	15,301	16,539	15,136	2,701
83	500 to 999 acres	1929	acres	5,062	3,923	4,487	2,683	8,985	9,841	1,622	4,177	2,095	135
84		1924	acres	4,527	5,348	2,910	2,513	5,658	7,665	2,439	5,889	1,893	548
85	1,000 to 4,999 acres	1929	acres	500	1,701	850		2,557	4,242	2,309	620	98	50
86		1924	acres	460		1,362		2,397	2,005	1,100	776	417	130
87	5,000 acres and over	1929	acres		3,436							2	
88		1924	acres		200						200		

AND CROP LAND HARVESTED, 1929 AND 1924, BY SIZE OF FARM—Continued

Genesee	Greene	Hamilton	Herkimer	Jefferson	Kings	Lewis	Livingston	Madison	Monroe	Montgomery	Nassau	New York	Niagara	Oneida	Onondaga	Ontario	
10	9	--------	26	34	3	9	12	17	40	12	46	--------	28	26	29	5	1
2	3	--------	3	4	2	--------	4	3	15	--------	29	--------	5	7	20	9	2
13	11	--------	13	22	10	3	11	14	20	11	28	1	24	25	13	10	3
110	76	1	115	137	4	85	100	210	273	64	126	--------	315	184	352	125	4
266	146	19	159	280	30	164	203	334	477	180	128	2	424	471	678	268	5
156	108	6	210	183	11	89	197	242	480	95	111	1	333	491	615	319	6
131	72	10	133	161	3	72	84	237	388	75	99	--------	354	249	450	188	7
229	143	29	186	226	5	112	149	312	583	114	115	1	395	421	594	247	8
180	122	11	187	175	14	89	142	252	574	99	136	--------	324	471	595	285	9
342	189	15	252	363	1	192	185	415	912	138	144	--------	846	678	825	460	10
445	295	38	312	424	2	263	266	520	1,079	157	203	2	927	929	1,072	553	11
360	247	33	316	417	14	238	207	507	1,111	167	288	2	840	1,018	1,115	587	12
812	420	39	467	874	--------	465	517	799	1,393	370	98	--------	1,435	1,344	1,400	1,058	13
904	581	83	568	983	1	553	581	922	1,591	441	177	--------	1,537	1,600	1,612	1,137	14
911	520	57	582	1,057	3	573	676	970	1,664	452	205	1	1,470	1,676	1,669	1,223	15
858	642	58	802	1,721	--------	840	822	916	905	757	55	--------	870	1,353	1,054	1,048	16
920	746	93	864	1,769	--------	948	926	1,029	1,003	804	70	--------	870	1,557	1,158	1,071	17
960	764	84	875	1,907	2	1,018	1,046	1,067	1,078	852	115	--------	905	1,626	1,215	1,246	18
194	225	20	430	939	--------	517	355	426	186	255	8	--------	138	583	299	300	19
225	268	37	486	912	--------	576	328	378	200	254	26	--------	115	581	307	294	20
227	302	38	481	966	--------	580	345	396	182	276	27	--------	137	640	317	291	21
89	132	14	165	433	--------	338	210	146	63	77	2	--------	31	230	104	119	22
58	124	16	153	376	--------	313	188	126	51	71	14	--------	27	237	84	94	23
73	143	19	178	390	--------	337	179	140	58	61	17	--------	33	256	104	90	24
8	19	1	9	33	--------	35	32	9	4	5	--------	--------	1	20	16	17	25
6	18	1	7	30	--------	39	35	7	4	3	3	--------	1	16	11	10	26
5	26	6	5	32	--------	22	31	8	6	2	5	--------	2	24	6	10	27
1	3	1	1	4	--------	5	4	1	1	--------	1	--------	--------	2	--------	2	28
--------	4	--------	1	3	--------	5	6	1	1	--------	1	--------	2	3	2	2	29
--------	4	1	2	2	--------	3	5	1	1	--------	3	--------	--------	6	3	1	30
--------	--------	1	--------	--------	--------	--------	1	--------	--------	--------	--------	--------	--------	--------	--------	--------	31
--------	--------	--------	--------	--------	--------	1	--------	--------	--------	--------	--------	--------	--------	--------	--------	--------	32
--------	1	--------	--------	--------	--------	--------	--------	--------	--------	--------	--------	--------	--------	--------	--------	--------	33
12	14	--------	38	59	3	12	18	27	64	16	64	--------	43	34	41	8	34
3	4	--------	5	8	4	--------	7	6	28	--------	54	--------	10	13	22	15	35
21	18	--------	17	40	18	4	15	27	36	18	42	2	41	44	18	17	36
648	447	4	668	783	19	522	771	1,269	1,692	364	726	--------	1,821	1,080	2,078	772	37
1,476	842	116	912	1,506	116	950	1,091	1,949	2,865	902	765	8	2,383	2,659	3,762	1,478	38
901	619	35	1,170	1,040	42	541	1,058	1,424	2,813	549	646	4	1,915	2,801	3,482	1,780	39
1,765	1,000	121	1,894	2,509	30	1,030	1,063	3,301	5,254	1,013	1,291	--------	4,705	3,449	6,163	2,585	40
3,088	1,957	373	2,609	3,042	65	1,535	1,928	4,138	7,765	1,525	1,544	10	5,255	5,690	7,916	3,359	41
2,473	1,631	158	2,562	2,402	180	1,212	1,887	3,367	7,629	1,331	1,889	--------	4,439	6,374	8,056	3,908	42
11,594	6,253	502	8,562	12,268	35	6,348	6,245	13,948	30,763	4,979	4,428	--------	29,164	23,139	27,845	15,865	43
14,955	9,768	1,368	10,387	14,329	60	8,534	8,768	17,254	35,415	5,085	6,384	54	31,807	31,125	35,801	18,697	44
12,175	8,048	1,114	10,618	14,320	433	7,908	9,003	17,239	37,067	5,282	9,084	63	28,993	34,416	37,310	19,865	45
59,816	31,095	2,982	34,301	63,987	--------	34,573	38,262	59,241	99,125	28,882	6,674	--------	100,556	99,488	99,401	77,683	46
66,441	42,798	6,010	41,983	72,719	55	40,092	42,745	67,735	111,856	33,807	12,374	--------	106,910	116,097	113,860	82,996	47
66,430	38,439	4,144	42,746	77,981	196	41,940	49,116	71,841	116,834	34,398	14,110	69	102,954	121,558	118,057	89,087	48
110,397	82,211	7,706	106,674	229,044	--------	112,535	108,323	119,271	112,878	97,495	6,799	--------	107,646	179,419	132,524	132,055	49
116,024	94,646	11,947	114,280	234,020	--------	127,407	120,670	132,258	124,709	101,558	8,690	--------	106,016	201,459	145,207	135,084	50
122,059	97,500	11,133	115,895	251,415	211	136,251	136,184	136,899	134,927	108,503	14,460	--------	112,186	209,687	153,172	158,298	51
40,303	46,932	4,281	89,246	196,459	--------	109,447	74,055	87,962	38,081	52,581	1,695	--------	28,482	120,783	61,402	61,544	52
46,707	55,214	7,404	100,645	189,697	--------	121,256	68,308	78,723	40,533	52,015	5,355	--------	23,631	120,351	63,021	59,904	53
46,590	62,484	8,861	99,754	201,574	--------	122,279	71,272	81,869	36,794	56,851	5,462	--------	27,754	132,700	64,209	60,170	54
28,473	43,576	4,401	52,559	140,211	--------	109,024	70,385	46,330	20,701	24,278	700	--------	9,426	74,001	34,115	38,648	55
18,886	42,223	5,161	48,798	119,831	--------	101,515	62,324	39,880	16,699	21,549	4,625	--------	8,446	76,308	27,022	29,923	56
22,884	47,568	6,232	56,724	124,156	--------	109,270	58,306	43,044	18,571	18,903	5,571	--------	10,159	80,086	33,936	28,216	57
5,154	12,325	700	5,196	21,052	--------	21,738	20,593	4,923	2,599	2,723	--------	--------	656	11,919	10,147	11,503	58
3,777	11,323	640	4,207	18,174	--------	24,014	22,481	3,893	2,521	1,707	1,900	--------	650	10,191	6,633	6,609	59
3,084	16,637	3,764	2,791	20,110	--------	13,813	18,643	4,249	3,773	1,200	3,562	--------	1,250	15,285	3,606	6,455	60
1,029	3,459	2,500	1,500	6,839	--------	6,134	7,084	1,000	1,432	--------	1,100	--------	--------	2,388	--------	3,200	61
--------	4,802	--------	1,100	4,735	--------	8,250	11,165	2,326	1,432	--------	1,300	--------	2,000	5,852	5,075	2,200	62
--------	4,305	1,000	2,000	3,107	--------	3,990	7,686	2,500	1,433	--------	4,527	--------	--------	8,683	8,035	1,144	63
--------	--------	9,150	--------	--------	--------	--------	5,963	--------	--------	--------	--------	--------	--------	--------	--------	--------	64
--------	--------	--------	--------	--------	--------	8,000	--------	--------	--------	--------	--------	--------	--------	--------	--------	--------	65
--------	5,500	--------	--------	--------	--------	--------	--------	--------	--------	--------	--------	--------	--------	--------	--------	--------	66
2	3	--------	17	57	--------	6	6	23	40	7	32	--------	25	17	25	6	67
3	3	--------	3	2	4	--------	2	5	13	--------	18	--------	7	6	21	7	68
381	263	1	349	434	17	291	328	798	1,014	171	471	--------	1,097	586	1,229	428	69
922	439	77	544	929	99	548	564	1,324	1,915	444	503	8	1,786	1,674	2,499	914	70
944	466	51	971	1,264	26	558	577	1,777	3,059	540	885	--------	3,031	1,795	3,599	1,398	71
1,827	788	184	1,476	1,850	60	747	1,179	2,553	5,486	819	1,067	9	4,115	3,354	5,084	1,968	72
6,386	2,345	183	4,021	6,339	31	2,604	3,367	6,334	18,239	2,633	3,198	--------	20,178	11,743	15,688	8,229	73
8,590	3,805	427	5,267	7,929	58	3,432	5,023	9,234	24,389	2,893	4,672	51	24,222	16,597	21,998	11,528	74
31,726	10,838	780	15,231	33,331	--------	13,352	19,787	26,449	62,058	15,344	5,109	--------	69,294	43,589	54,079	43,190	75
38,837	16,349	1,351	19,595	40,552	54	15,301	24,102	33,955	77,770	18,893	8,181	--------	79,464	53,619	67,876	52,833	76
56,571	26,989	1,491	44,401	114,117	--------	41,501	54,289	46,702	66,799	49,875	5,182	--------	71,779	70,116	67,515	70,083	77
65,968	34,500	2,413	50,291	125,850	--------	46,594	67,288	61,261	82,645	55,592	5,183	--------	75,237	81,401	80,589	80,179	78
19,768	12,495	510	35,110	94,947	--------	35,017	35,014	32,313	21,815	25,925	1,108	--------	18,291	40,371	28,101	28,769	79
24,492	17,723	1,080	39,894	96,599	--------	40,159	35,511	31,801	25,968	27,925	2,041	--------	16,252	42,103	31,420	31,514	80
13,501	9,433	573	18,276	60,131	--------	29,042	28,606	15,689	10,332	10,696	510	--------	6,072	22,366	13,741	15,706	81
9,295	10,438	620	17,595	54,049	--------	27,585	28,159	15,368	10,039	9,991	695	--------	5,136	22,826	12,196	13,738	82
1,782	1,765	25	1,748	5,916	--------	3,670	7,815	1,270	1,170	1,229	--------	--------	375	2,562	3,567	4,908	83
1,663	2,190	50	1,337	5,782	--------	3,775	8,424	1,594	1,868	850	135	--------	509	1,772	2,621	3,624	84
58	477	35	24	945	--------	362	1,708	--------	900	--------	9	--------	--------	550	--------	1,640	85
--------	858	--------	308	825	--------	288	2,209	456	896	--------	10	--------	1,601	1,647	668	142	86
--------	--------	100	--------	--------	--------	--------	790	--------	--------	--------	--------	--------	--------	--------	--------	--------	87
--------	--------	--------	--------	--------	--------	31	--------	--------	--------	--------	--------	--------	--------	--------	--------	--------	88

COUNTY TABLE II.—FARMS AND FARM ACREAGE, 1930, 1925, AND 1920,

	ITEM (See definitions in Introduction)		Orange	Orleans	Oswego	Otsego	Putnam	Queens	Rensselaer	Richmond	Rockland	St. Lawrence
	FARMS AND FARM ACREAGE, BY SIZE											
	Farms, by size:											
1	Under 3 acres	1930 number	30	8	11	48	2	52	9	7	17	28
2		1925 number	2	2	2	25	1		1	10	2	5
3		1920 number	17	11	18	30	2	64	11	5	11	10
4	3 to 9 acres	1930 number	341	112	344	172	5	64	89	20	62	231
5		1925 number	535	245	537	403	24	61	175	59	222	351
6		1920 number	295	155	429	287	27	191	204	32	179	220
7	10 to 19 acres	1930 number	312	150	400	165	7	32	128	20	73	208
8		1925 number	414	221	548	290	26	30	197	44	196	275
9		1920 number	376	156	454	274	52	98	206	39	160	222
10	20 to 49 acres	1930 number	399	321	1,066	340	35	22	378	12	105	536
11		1925 number	511	376	1,298	501	51	53	429	32	251	650
12		1920 number	481	332	1,198	408	128	128	460	21	250	668
13	50 to 99 acres	1930 number	661	839	1,451	862	61	9	757	7	66	1,389
14		1925 number	826	912	1,789	1,105	92	41	971	9	138	1,588
15		1920 number	827	866	1,745	1,114	200	60	893	14	148	1,690
16	100 to 174 acres	1930 number	964	770	1,003	1,436	96	6	832		24	2,451
17		1925 number	1,059	836	1,158	1,622	95	5	966	3	55	2,693
18		1920 number	1,147	856	1,166	1,640	190	17	886	5	57	2,759
19	175 to 259 acres	1930 number	296	152	314	640	41	1	228		3	1,387
20		1925 number	265	152	345	649	55	1	269	1	11	1,346
21		1920 number	322	165	373	702	99	7	287	3	15	1,439
22	260 to 499 acres	1930 number	91	37	120	288	34		98		7	700
23		1925 number	77	22	117	273	31		106	1	6	632
24		1920 number	99	38	126	287	52		117	2	6	596
25	500 to 999 acres	1930 number	16	3	16	23	6		13		2	42
26		1925 number	14	1	20	13	7		14		6	39
27		1920 number	21		26	23	10		12		2	42
28	1,000 to 4,999 acres	1930 number	4		1	6	6		1		1	7
29		1925 number	3		1	6	3		2		2	4
30		1920 number	6		4	5	5		2		3	5
31	5,000 acres and over	1930 number	1									
32		1925 number										
33		1920 number					2					1
	All land in farms, by size of farm:											
34	Under 3 acres	1930 acres	54	13	16	70	2	67	13	10	26	42
35		1925 acres	4	4	4	40	2		2	20	3	10
36		1920 acres	28	20	28	40	3	91	21	6	20	17
37	3 to 9 acres	1930 acres	2,131	661	2,052	968	30	372	552	128	355	1,282
38		1925 acres	3,116	1,347	3,116	2,174	150	350	994	349	1,213	1,941
39		1920 acres	1,862	902	2,520	1,557	175	1,024	1,099	210	1,044	1,235
40	10 to 19 acres	1930 acres	4,282	2,028	5,502	2,254	91	407	1,732	279	980	2,838
41		1925 acres	5,439	2,947	7,410	3,934	354	391	2,685	568	2,692	3,736
42		1920 acres	5,084	2,178	6,116	3,812	711	1,271	2,749	533	2,280	3,021
43	20 to 49 acres	1930 acres	12,710	11,133	35,925	11,261	1,213	637	12,861	335	3,290	18,835
44		1925 acres	16,608	12,456	43,102	16,483	1,592	1,735	14,384	926	7,869	22,180
45		1920 acres	15,686	11,331	40,377	13,582	4,474	4,318	15,230	639	7,977	23,105
46	50 to 99 acres	1930 acres	48,452	60,025	102,134	63,137	4,348	537	57,040	429	4,557	103,752
47		1925 acres	60,521	64,439	124,189	80,618	6,611	2,562	72,363	566	9,503	117,777
48		1920 acres	60,759	62,115	121,903	81,783	14,203	3,948	66,877	896	10,096	124,996
49	100 to 174 acres	1930 acres	122,872	95,204	129,290	185,957	12,176	664	106,443		3,036	323,925
50		1925 acres	133,875	102,371	147,283	207,105	12,139	552	123,452	422	6,697	353,780
51		1920 acres	146,312	106,055	149,927	210,948	24,774	2,067	113,662	574	7,001	362,620
52	175 to 259 acres	1930 acres	60,744	30,832	64,891	132,715	8,521	189	47,404		560	290,290
53		1925 acres	53,969	30,345	70,694	134,474	11,349	250	55,730	189	2,198	282,148
54		1920 acres	65,394	33,018	77,106	146,167	21,478	1,429	60,279	605	2,907	300,834
55	260 to 499 acres	1930 acres	29,139	11,881	38,755	94,331	11,677		32,799		2,246	226,289
56		1925 acres	24,523	7,688	37,677	87,118	10,233		34,835	467	1,848	202,479
57		1920 acres	31,044	15,258	40,569	91,456	17,961		38,054	767	2,280	191,279
58	500 to 999 acres	1930 acres	10,344	1,721	9,123	13,573	3,618		8,308		1,588	25,248
59		1925 acres	8,925	560	12,125	7,996	4,630		9,117		3,490	23,678
60		1920 acres	13,499		16,535	14,642	6,412		7,059		1,088	24,719
61	1,000 to 4,999 acres	1930 acres	5,635		1,173	9,071	11,400		1,400		2,219	8,788
62		1925 acres	3,800		1,045	7,486	6,500		2,430		3,911	4,720
63		1920 acres	10,600		7,341	9,300	11,819		2,600		5,447	6,325
64	5,000 acres and over	1930 acres	5,000									
65		1925 acres										
66		1920 acres					11,000					9,000
	Crop land harvested, by size of farm:											
67	Under 3 acres	1929 acres	33	10	7	18		42	7	8	10	18
68		1924 acres	2	4	3	26	2		2	20	2	4
69	3 to 9 acres	1929 acres	1,505	494	1,067	513	10	261	278	99	118	805
70		1924 acres	2,249	987	1,964	1,459	71	290	654	251	701	1,282
71	10 to 19 acres	1929 acres	2,864	1,413	2,832	1,194	12	292	896	207	385	1,528
72		1924 acres	3,700	2,250	4,363	2,319	182	322	1,702	342	1,233	2,150
73	20 to 49 acres	1929 acres	5,956	7,063	14,527	4,849	387	448	5,482	256	1,506	8,308
74		1924 acres	8,799	8,524	19,727	7,803	678	1,561	7,536	527	3,638	10,473
75	50 to 99 acres	1929 acres	20,397	37,499	37,767	24,815	1,410	360	24,275	157	1,563	43,981
76		1924 acres	30,576	44,222	51,402	34,769	2,346	2,323	35,632	302	4,062	50,385
77	100 to 174 acres	1929 acres	50,563	55,856	42,299	66,857	3,769	430	40,066		1,236	124,385
78		1924 acres	61,168	67,494	55,056	83,434	4,218	480	54,859	108	2,727	140,172
79	175 to 259 acres	1929 acres	21,549	16,942	18,277	44,747	2,652	169	15,851		199	102,424
80		1924 acres	21,798	18,875	22,907	50,767	4,249	240	21,768	56	756	100,963
81	260 to 499 acres	1929 acres	9,044	5,958	8,801	27,022	3,102		8,370		919	65,752
82		1924 acres	7,839	3,731	10,418	29,168	3,005		10,990	375	566	63,221
83	500 to 999 acres	1929 acres	2,543	772	1,330	3,226	422		1,503		50	5,565
84		1924 acres	2,145	400	2,287	2,688	1,328		1,619		592	5,510
85	1,000 to 4,999 acres	1929 acres	1,090		35	2,003	945		50		332	1,074
86		1924 acres	1,012		73	1,691	233		78		894	1,232
87	5,000 acres and over	1929 acres	153									
88		1924 acres										

AND CROP LAND HARVESTED, 1929 AND 1924, BY SIZE OF FARM—Continued

Saratoga	Schenectady	Schoharie	Schuyler	Seneca	Steuben	Suffolk	Sullivan	Tioga	Tompkins	Ulster	Warren	Washington	Wayne	Westchester	Wyoming	Yates	
10	13	14	18	5	22	65	29	17	12	77	9	9	8	23	12	7	1
10	...	1	7	3	3	50	13	5	1	31	2	6	4	27	2	...	2
21	23	14	2	4	9	27	16	14	4	61	11	7	11	63	17	5	3
81	45	77	38	86	136	221	184	104	119	393	21	83	259	56	106	95	4
195	138	210	67	144	223	344	198	115	134	435	96	191	366	102	180	154	5
146	40	143	82	86	207	275	163	130	117	348	83	143	417	411	148	135	6
118	39	79	56	63	176	217	187	94	125	399	31	96	382	47	123	119	7
216	90	146	67	116	205	357	205	125	126	442	83	189	438	84	173	181	8
186	53	102	75	94	255	384	165	106	127	389	71	159	445	168	152	165	9
322	90	185	127	183	340	559	512	257	317	761	94	222	1,078	63	264	235	10
481	151	262	167	215	508	727	506	329	310	824	186	313	1,153	152	307	276	11
383	126	232	163	198	538	877	539	314	337	878	176	290	1,129	263	290	248	12
735	201	485	423	553	1,122	460	927	629	747	978	240	570	1,664	97	752	491	13
950	296	638	498	609	1,411	480	1,011	744	786	1,101	411	727	1,718	176	904	531	14
926	271	631	480	595	1,522	571	1,122	716	835	1,163	377	702	1,779	289	875	607	15
836	263	876	461	557	2,010	172	832	764	720	733	274	1,081	871	64	1,058	517	16
1,044	299	1,106	558	613	2,205	181	900	794	704	815	434	1,218	908	113	1,191	578	17
1,055	321	1,046	589	672	2,304	216	1,083	840	832	951	456	1,272	967	194	1,169	630	18
228	59	362	162	152	897	39	206	271	222	217	113	513	182	39	364	167	19
295	82	365	162	145	835	46	220	286	214	234	168	475	188	63	378	187	20
307	106	409	181	157	903	60	286	288	216	317	231	489	191	79	375	179	21
75	25	179	76	61	389	20	75	120	87	90	80	280	51	33	147	101	22
96	34	147	66	52	352	26	79	95	81	114	104	250	32	52	114	84	23
135	40	200	63	48	353	37	121	117	76	151	128	245	36	55	133	60	24
9	1	13	5	6	48	7	15	16	8	28	22	26	3	6	12	6	25
10	2	14	8	5	42	6	19	11	6	24	15	18	6	13	5	5	26
15	2	13	4	2	38	18	31	14	5	34	22	24	3	13	6	12	27
2	...	2	...	...	3	3	12	1	1	13	4	3	2	...	1	1	28
1	...	...	...	...	2	5	6	2	1	15	5	2	1	...	...	1	29
4	1	1	...	1	3	10	14	2	1	18	9	3	2	3	...	...	30
1	...	...	...	...	...	...	...	...	...	1	1	...	...	...	...	...	31
...	...	...	...	...	...	...	...	...	...	1	...	...	...	...	...	...	32
...	...	...	...	...	...	1	3	...	...	1	...	...	...	...	...	...	33
17	18	24	18	8	34	101	48	22	18	116	13	14	14	33	19	12	34
17	...	2	11	6	5	96	20	9	2	48	4	11	5	50	4	...	35
34	29	17	3	7	16	52	23	18	7	97	20	9	18	99	24	8	36
463	265	440	227	537	784	1,252	979	579	700	2,397	112	493	1,625	309	610	572	37
1,097	785	1,116	403	812	1,297	1,794	1,103	660	768	2,543	542	1,058	2,148	518	1,020	909	38
859	239	778	443	512	1,189	1,617	926	751	685	2,038	484	822	2,369	1,682	818	802	39
1,805	516	1,098	767	858	2,473	2,910	2,561	1,302	1,728	5,501	456	1,354	5,313	640	1,615	1,653	40
2,922	1,202	1,937	923	1,522	2,634	4,848	2,788	1,688	1,659	6,058	1,100	2,589	6,033	1,144	2,306	2,430	41
2,571	729	1,502	1,045	1,235	3,435	5,203	2,310	1,427	1,722	5,348	942	2,134	6,054	2,329	1,967	2,217	42
10,896	3,060	5,999	4,369	6,188	11,824	18,254	17,097	9,041	10,621	25,085	3,285	7,434	36,885	2,027	8,916	7,822	43
16,192	4,945	8,630	5,338	7,134	17,209	23,612	16,957	11,259	10,460	26,854	6,244	10,353	39,278	4,822	10,326	9,130	44
12,935	4,289	7,670	5,267	6,706	18,274	28,115	18,909	11,003	11,499	29,464	6,018	10,001	39,329	8,490	10,029	8,055	45
54,098	14,793	37,344	30,846	40,131	83,249	31,100	65,859	45,814	53,870	70,127	17,867	43,183	116,058	6,739	55,888	35,554	46
68,722	21,598	48,355	36,520	43,668	103,252	32,111	71,657	52,875	56,747	77,965	30,162	54,803	119,289	12,251	67,221	38,737	47
89,179	19,971	48,371	34,896	43,416	111,708	38,436	78,775	51,587	61,104	82,908	27,381	52,971	124,217	20,065	64,716	43,945	48
106,185	32,609	113,312	58,744	70,087	261,106	21,430	103,508	98,699	90,525	92,611	35,458	142,901	107,350	8,332	134,842	65,476	49
131,132	37,122	140,499	70,171	77,064	285,385	22,372	112,218	100,581	88,760	108,581	56,723	159,657	111,324	14,785	151,606	72,543	50
131,379	40,922	133,959	74,651	85,450	298,802	26,998	136,014	106,880	105,293	120,150	59,626	167,931	118,894	24,885	149,600	80,238	51
46,661	12,280	76,262	33,455	31,326	186,814	8,252	42,802	56,607	46,393	44,280	23,468	107,963	36,848	7,955	76,093	35,311	52
59,399	16,899	76,118	33,457	29,948	173,072	9,266	45,254	59,557	44,262	48,412	35,023	98,690	38,150	12,821	78,656	38,833	53
62,635	21,706	85,948	36,663	32,446	186,268	12,463	58,697	60,178	44,803	65,594	48,548	101,452	38,954	16,054	77,492	37,009	54
24,501	7,763	60,422	24,755	19,899	127,591	6,180	23,843	39,015	27,832	30,770	36,047	93,368	16,591	11,189	46,718	32,984	55
31,524	10,603	47,554	21,471	16,531	114,015	8,720	25,467	31,429	25,894	37,102	34,604	80,568	10,219	18,233	36,112	26,713	56
42,757	12,517	57,269	20,626	15,538	114,231	12,080	38,538	38,506	24,594	49,463	42,552	79,498	11,490	17,944	41,803	19,260	57
5,453	533	7,323	2,793	3,666	29,232	5,162	9,646	10,131	5,377	19,004	11,914	15,513	2,383	3,809	7,332	3,988	58
6,193	1,301	8,418	4,871	3,037	25,998	3,534	11,842	7,149	4,053	15,713	10,383	11,052	3,461	8,079	2,823	3,156	59
9,264	1,140	8,329	2,408	1,300	22,126	12,277	19,710	8,239	3,074	21,560	14,197	14,235	1,800	7,977	3,479	7,079	60
3,470	...	2,350	...	...	3,792	5,030	20,165	1,186	3,568	19,874	6,600	5,230	2,600	...	1,082	2,627	61
1,000	...	...	...	...	2,324	5,409	10,997	2,434	1,333	29,320	7,050	5,041	1,100	...	...	2,223	62
5,233	1,000	1,000	...	1,600	3,227	17,008	25,788	2,683	1,000	26,171	14,447	5,114	3,080	4,497	...	...	63
6,775	...	...	...	...	...	...	...	...	...	5,000	5,152	...	...	...	...	...	64
...	...	...	...	...	...	...	...	...	...	5,000	...	...	...	...	...	...	65
...	...	...	...	...	...	5,000	35,151	...	...	6,000	...	...	...	...	...	...	66
34	6	10	5	1	14	48	16	4	5	28	8	8	7	20	9	8	67
9	...	2	4	2	2	58	7	4	1	23	1	5	2	30	2	...	68
228	119	262	103	241	439	578	371	270	252	1,154	73	214	1,056	160	344	327	69
573	341	728	231	487	762	1,321	481	345	384	1,487	330	670	1,443	240	621	591	70
763	249	616	341	381	1,384	1,538	805	655	785	2,569	199	861	3,394	212	894	985	71
1,384	509	1,132	477	941	1,555	3,075	1,169	852	906	3,368	502	1,334	4,162	449	1,352	1,602	72
4,136	1,514	3,012	1,993	3,305	5,923	11,971	5,261	3,753	4,084	10,440	1,152	3,126	22,243	634	4,182	4,645	73
6,395	2,461	4,763	2,660	4,401	8,608	16,544	6,309	5,415	5,377	12,370	2,006	5,775	26,624	1,931	5,704	5,638	74
19,687	6,856	18,093	13,587	23,520	38,205	20,600	20,003	16,955	22,622	24,397	4,497	19,448	66,589	1,965	26,017	20,146	75
27,557	12,461	24,307	18,876	29,303	51,791	21,053	24,965	22,310	29,751	30,945	7,682	26,284	76,781	4,752	35,120	24,251	76
36,631	14,479	47,030	24,566	39,882	110,716	12,975	28,379	33,182	37,201	28,426	7,348	59,143	57,989	2,141	59,930	35,804	77
56,454	21,398	63,642	34,559	50,842	135,829	12,240	34,556	38,126	43,525	36,386	12,164	71,132	66,905	5,552	74,071	43,348	78
14,916	5,282	27,403	12,412	17,839	70,470	3,377	9,706	16,838	18,500	12,659	3,820	40,491	17,757	2,046	31,183	16,880	79
21,228	9,487	29,024	14,325	18,905	74,657	3,738	11,586	21,099	19,463	14,626	8,730	39,464	20,454	4,384	34,569	20,969	80
6,972	2,842	18,833	8,166	11,030	41,942	2,097	4,155	10,358	10,460	8,416	3,388	29,753	7,382	2,993	17,660	13,218	81
8,548	5,428	14,613	8,096	10,660	43,639	2,171	4,774	8,353	10,758	8,106	4,757	27,942	5,172	5,895	14,964	12,996	82
1,768	185	2,052	1,012	2,096	6,798	1,017	852	2,311	1,674	2,869	1,196	4,065	1,327	790	2,238	907	83
842	540	1,800	1,758	1,592	6,258	1,373	1,101	1,751	1,175	2,172	787	3,846	1,976	2,596	772	525	84
370	...	434	...	...	418	103	694	135	556	1,749	211	783	1,192	...	232	250	85
360	...	...	...	...	512	229	1,658	324	490	996	389	1,250	691	...	...	381	86
...	...	...	...	...	...	...	...	...	...	50	15	...	...	...	...	...	87
...	...	...	...	...	...	...	...	...	...	355	...	...	...	...	...	...	88

County Table III.—VALUE OF FARM LAND AND BUILDINGS, AND IMPLEMENTS AND

	ITEM (See definitions in Introduction)			The State	Albany	Allegany	Bronx	Broome
1	**Value of land and buildings, total**	1930	dollars	1,315,904,741	16,202,890	16,781,889	380,000	19,718,345
2		1925	dollars	1,367,125,391	17,525,360	20,236,276	1,795,500	20,609,833
3		1920	dollars	1,425,061,740	16,370,095	23,086,498	698,680	18,103,500
4	Land (excluding buildings)	1930	dollars	600,084,752	6,452,835	6,521,694	300,800	8,520,523
5		1925	dollars	646,980,203	7,128,924	8,240,058	1,728,300	10,053,986
6		1920	dollars	793,335,558	7,340,420	12,120,828	557,180	9,262,300
7	Buildings (including dwellings)	1930	dollars	715,819,989	9,710,055	10,260,195	79,200	11,197,822
8		1925	dollars	720,145,188	10,396,436	11,996,218	67,200	10,555,847
9		1920	dollars	631,726,182	9,029,675	10,965,670	141,500	8,841,200
10	Farmers' dwellings	1930	dollars	366,893,839	5,586,705	4,990,465	59,500	5,915,347
11	Farms reporting	1930	number	153,133	1,825	3,272	13	2,971
	Average values:							
12	Land and buildings, per farm	1930	dollars	8,234	8,408	4,972	25,333	6,353
13		1925	dollars	7,243	6,586	4,815	43,793	5,863
14		1920	dollars	7,376	5,557	5,241	12,703	5,037
15	Land and buildings, per acre	1930	dollars	73.19	80.01	34.91	2,209.30	58.68
16		1925	dollars	70.95	71.20	37.10	2,432.93	56.63
17		1920	dollars	69.07	58.84	40.77	558.05	47.04
18	**Value of implements and machinery**	1930	dollars	173,606,369	2,370,052	3,250,825	12,550	2,644,000
19		1925	dollars	169,385,252	2,504,918	3,278,902	14,150	2,396,466
20		1920	dollars	169,866,766	2,601,228	3,551,517	20,450	2,381,764
	Value, by color of farm operator:							
21	Land and buildings — White [1]	1930	dollars	1,313,552,674	16,199,890	16,772,489	380,000	19,710,845
22		1920	dollars	1,422,362,205	16,350,095	22,942,848	698,680	18,070,400
23	Colored [1]	1930	dollars	2,352,067	3,000	9,400	----------	7,500
24		1920	dollars	2,699,535	20,000	143,650	----------	33,100
	Values, by tenure of farm operator:							
	Land and buildings—							
25	Full owners	1930	dollars	904,673,904	12,682,530	11,610,425	40,000	14,757,096
26		1925	dollars	972,415,449	14,316,765	14,180,341	----------	17,043,430
27	Part owners	1930	dollars	135,369,712	1,363,850	2,096,890	15,000	1,272,221
28		1925	dollars	58,605,512	424,505	2,137,295	----------	897,550
29	Managers	1930	dollars	86,457,703	692,580	402,100	40,000	1,580,638
30		1925	dollars	66,204,365	214,400	160,500	----------	466,358
31	Tenants	1930	dollars	189,403,422	1,463,930	2,672,474	285,000	2,108,390
32		1925	dollars	229,900,065	2,569,690	3,758,140	1,795,500	2,202,495
33	Cash tenants	1930	dollars	84,543,492	1,160,350	648,309	285,000	960,130
34		1925	dollars	80,185,671	1,792,580	542,850	1,795,500	719,115
35	Other tenants	1930	dollars	104,859,930	303,580	2,024,165	----------	1,148,260
36		1925	dollars	149,714,394	777,110	3,215,290	----------	1,483,380
	Implements and machinery—							
37	Full owners	1930	dollars	125,272,350	1,863,856	2,268,799	1,250	2,080,175
38	Part owners	1930	dollars	19,427,997	215,210	449,633	800	205,040
39	Managers	1930	dollars	5,530,149	82,333	37,479	1,000	107,780
40	Tenants	1930	dollars	23,375,873	208,653	494,914	9,500	251,005
41	Cash tenants	1930	dollars	8,705,760	148,526	116,246	9,500	108,746
42	Other tenants	1930	dollars	14,670,113	60,127	378,668	----------	142,259

	ITEM (See definitions in Introduction)			Erie	Essex	Franklin	Fulton	Genesee
1	**Value of land and buildings, total**	1930	dollars	56,901,157	11,223,496	15,874,392	6,095,945	23,471,479
2		1925	dollars	71,065,865	9,476,720	15,726,152	7,081,405	26,033,785
3		1920	dollars	59,471,035	9,001,739	17,252,348	5,637,623	26,709,280
4	Land (excluding buildings)	1930	dollars	27,925,390	4,628,086	6,696,010	2,138,440	10,181,282
5		1925	dollars	39,354,876	4,354,275	7,523,682	3,157,342	12,236,685
6		1920	dollars	35,520,247	4,744,339	9,568,407	2,511,698	14,620,940
7	Buildings (including dwellings)	1930	dollars	28,975,767	6,595,410	9,178,382	3,957,505	13,290,197
8		1925	dollars	31,710,989	5,122,445	8,202,470	3,924,063	13,797,100
9		1920	dollars	23,950,788	4,257,400	7,683,941	3,125,925	12,088,340
10	Farmers' dwellings	1930	dollars	15,898,397	3,835,785	4,626,893	2,156,005	6,421,943
11	Farms reporting	1930	number	5,598	1,726	2,838	1,139	2,407
	Average values:							
12	Land and buildings, per farm	1930	dollars	9,576	6,388	5,427	5,224	9,186
13		1925	dollars	8,997	5,060	5,068	3,684	8,522
14		1920	dollars	7,944	4,551	5,230	3,180	9,258
15	Land and buildings, per acre	1930	dollars	131.20	42.51	44.52	50.06	90.56
16		1925	dollars	135.81	33.52	44.73	40.41	95.94
17		1920	dollars	110.53	28.98	42.27	28.73	96.56
18	**Value of implements and machinery**	1930	dollars	6,644,868	1,326,507	2,291,359	1,092,399	3,367,529
19		1925	dollars	7,761,425	1,193,485	1,857,524	1,023,172	3,396,218
20		1920	dollars	7,184,352	1,236,240	2,157,788	801,535	3,010,579
	Value, by color of farm operator:							
21	Land and buildings — White [1]	1930	dollars	56,655,407	11,223,496	15,310,445	6,095,945	23,392,329
22		1920	dollars	59,296,585	9,001,739	16,815,188	5,637,323	26,665,480
23	Colored [1]	1930	dollars	245,750	----------	563,947	----------	79,150
24		1920	dollars	174,450	----------	437,160	300	43,800
	Values, by tenure of farm operator:							
	Land and buildings—							
25	Full owners	1930	dollars	37,926,242	7,917,561	12,141,732	5,346,575	16,201,997
26		1925	dollars	46,244,142	6,541,505	12,305,592	6,114,955	17,834,025
27	Part owners	1930	dollars	7,321,785	597,450	1,028,525	306,850	2,324,005
28		1925	dollars	7,367,990	453,530	965,750	340,300	1,574,900
29	Managers	1930	dollars	3,643,833	1,369,625	614,185	120,600	626,877
30		1925	dollars	2,047,462	1,168,335	139,630	44,900	253,500
31	Tenants	1930	dollars	8,009,297	1,338,860	2,089,950	321,920	4,318,600
32		1925	dollars	15,406,271	1,313,350	2,315,180	581,250	6,371,360
33	Cash tenants	1930	dollars	6,136,767	764,310	675,630	206,020	866,300
34		1925	dollars	11,543,321	470,500	632,800	258,950	870,650
35	Other tenants	1930	dollars	1,872,530	574,550	1,414,320	115,900	3,452,300
36		1925	dollars	3,862,950	842,850	1,682,380	322,300	5,500,710
	Implements and machinery—							
37	Full owners	1930	dollars	4,491,187	1,016,117	1,832,113	948,466	2,280,707
38	Part owners	1930	dollars	1,006,768	72,033	144,251	59,650	378,127
39	Managers	1930	dollars	266,031	100,959	36,794	24,990	57,345
40	Tenants	1930	dollars	880,882	137,398	278,201	59,293	651,350
41	Cash tenants	1930	dollars	668,817	66,111	106,363	39,000	119,887
42	Other tenants	1930	dollars	212,065	71,287	171,838	20,293	531,463

[1] "White" includes Mexicans and "Colored" includes Negroes, Indians, Chinese, Japanese, and all other nonwhite races

MACHINERY, 1930, 1925, AND 1920, BY COLOR AND BY TENURE OF FARM OPERATOR

Cattaraugus	Cayuga	Chautauqua	Chemung	Chenango	Clinton	Columbia	Cortland	Delaware	Dutchess	
23,949,965	21,701,367	43,477,826	9,871,562	17,847,740	19,490,956	22,390,982	12,945,677	26,486,669	39,129,071	1
30,662,744	25,558,850	50,703,683	9,911,887	17,798,479	19,189,745	21,574,708	12,995,175	24,693,906	24,523,536	2
31,896,469	28,800,536	46,718,659	9,466,930	19,373,092	19,794,242	18,651,625	13,467,051	25,803,133	30,513,258	3
9,762,496	7,492,344	19,354,265	3,568,045	6,737,915	8,818,822	9,447,055	4,947,413	9,656,809	17,552,804	4
13,231,379	10,822,830	25,012,488	4,443,366	7,380,069	9,014,635	10,760,730	5,074,230	10,348,837	10,104,457	5
17,535,546	14,523,135	25,259,823	4,877,090	9,743,871	10,924,162	8,463,115	6,816,471	12,345,638	13,607,130	6
14,187,469	14,209,023	24,123,561	6,003,517	10,809,825	10,672,134	12,943,927	7,098,264	16,829,860	21,576,207	7
17,431,365	14,736,020	25,691,195	5,468,521	10,418,419	10,175,110	10,813,978	7,020,945	14,345,069	14,419,079	8
14,360,863	14,277,395	20,458,836	4,589,840	9,629,221	8,870,080	10,188,510	6,650,583	13,457,495	16,906,128	9
7,053,837	6,966,177	13,565,163	3,109,324	5,202,746	5,332,978	7,245,580	3,275,389	7,904,350	11,164,166	10
3,852	3,743	6,081	1,532	3,259	2,807	2,049	1,852	3,884	2,069	11
5,959	5,615	6,783	6,308	5,265	6,834	10,444	6,121	6,695	17,867	12
5,728	5,793	6,895	5,149	4,813	5,669	8,338	5,518	5,752	10,649	13
6,013	6,752	6,439	4,807	5,045	5,818	7,229	5,817	5,594	9,799	14
43.97	53.20	80.72	54.79	37.69	45.43	81.00	46.26	39.05	115.50	15
48.57	68.71	87.18	47.66	37.20	46.40	68.53	45.26	35.37	75.45	16
49.45	72.83	77.02	45.34	37.79	44.42	54.80	47.69	34.63	69.87	17
3,855,843	3,993,057	5,554,016	1,558,123	3,368,172	2,786,377	2,740,673	2,187,820	4,071,393	3,234,523	18
4,098,266	4,076,207	5,651,723	1,452,205	3,128,809	2,585,224	2,643,823	2,029,765	3,844,355	2,581,916	19
4,010,566	4,231,787	5,399,982	1,369,682	3,141,150	2,386,761	2,420,065	2,159,605	3,830,393	3,152,704	20
23,812,305	21,677,067	43,470,526	9,867,562	17,525,640	19,485,956	22,344,982	12,945,677	26,488,269	38,948,491	21
31,528,659	28,795,283	45,687,139	9,462,436	19,373,092	19,794,242	18,627,425	13,467,051	25,783,333	30,351,908	22
137,660	24,300	7,300	4,000	22,100	5,000	46,000	----------	28,400	180,580	23
67,750	5,250	31,520	4,500	----------	----------	24,200	----------	19,800	161,350	24
18,248,650	14,730,477	33,999,524	7,032,069	14,179,175	14,590,114	18,146,567	9,148,613	22,303,022	23,907,722	25
24,424,074	18,656,250	41,066,748	6,538,270	14,110,579	15,307,495	17,113,178	9,278,585	21,578,805	17,501,568	26
2,081,405	2,568,610	4,346,737	1,086,476	1,233,320	1,715,500	770,900	1,108,550	1,370,420	2,575,800	27
1,661,700	1,180,950	3,671,065	1,261,100	1,078,200	992,050	905,550	873,600	825,600	1,256,900	28
412,100	1,001,950	1,445,614	457,717	312,524	814,942	1,844,015	422,974	1,342,702	8,168,704	29
358,300	363,900	1,097,680	128,342	338,300	259,500	1,348,000	117,300	642,401	3,039,608	30
3,207,810	3,400,030	3,685,951	1,295,300	1,822,721	2,370,400	1,629,500	1,365,540	1,470,525	4,476,845	31
4,218,670	5,357,750	4,868,190	1,984,175	2,271,400	2,630,700	2,207,980	1,825,690	1,847,100	2,725,460	32
799,100	818,600	1,600,256	296,100	770,521	794,850	905,300	611,190	1,190,575	3,152,625	33
934,500	990,800	1,386,405	267,700	881,300	825,700	794,080	636,415	1,188,400	1,524,690	34
2,408,710	2,581,430	2,085,695	999,200	1,052,200	1,575,750	724,200	754,350	279,950	1,324,220	35
3,284,170	4,366,950	3,481,785	1,716,475	1,390,100	1,805,000	1,413,900	1,139,275	458,700	1,200,770	36
2,989,598	2,745,819	4,318,562	1,118,445	2,729,908	2,168,154	2,289,260	1,649,061	3,518,290	2,159,324	37
345,123	573,332	644,582	179,067	275,769	249,960	133,854	225,994	226,247	300,430	38
78,246	65,950	122,611	77,017	54,907	66,208	147,421	63,902	130,248	411,874	39
442,876	608,156	468,321	183,594	307,588	302,060	170,138	248,863	202,810	362,886	40
125,905	165,339	224,588	43,164	137,574	123,950	90,413	129,173	164,585	259,096	41
316,971	442,817	243,733	140,430	170,014	178,110	79,725	119,696	38,025	103,790	42

Greene	Hamilton	Herkimer	Jefferson	Kings	Lewis	Livingston	Madison	Monroe	Montgomery	
13,130,010	1,975,105	17,460,725	32,708,437	250,500	15,853,454	21,369,179	19,960,013	52,583,523	13,193,471	1
12,828,200	1,378,900	17,465,990	34,595,101	1,302,500	15,839,365	24,209,182	20,023,220	61,026,295	11,450,184	2
11,629,745	1,144,040	17,907,725	38,412,241	3,223,600	17,071,747	29,018,712	21,499,049	59,486,620	12,591,065	3
4,620,980	1,009,405	8,797,938	14,119,940	177,500	6,943,619	10,151,138	8,745,971	25,202,586	5,323,567	4
4,766,625	563,550	7,059,515	16,754,939	1,198,200	7,337,293	11,680,363	9,043,220	30,276,020	3,417,347	5
5,321,130	611,490	8,769,160	21,707,330	2,853,550	9,854,312	17,052,097	11,412,560	35,783,982	5,774,715	6
8,500,030	965,700	10,662,787	18,588,497	73,000	8,909,835	11,218,041	11,214,042	27,380,937	7,869,904	7
8,061,575	815,350	10,406,475	17,840,162	104,300	8,502,072	12,528,819	10,980,000	30,750,275	8,032,837	8
6,308,615	532,550	9,138,565	16,704,911	370,050	7,217,435	11,966,615	10,086,480	23,702,638	6,816,350	9
5,135,800	435,375	4,865,545	8,298,000	48,250	4,167,000	5,351,182	5,572,977	14,695,370	3,787,618	10
1,746	153	2,330	4,506	8	2,497	2,194	3,040	4,004	1,720	11
7,348	12,344	7,275	6,961	22,773	6,198	9,203	6,285	12,625	7,526	12
5,510	4,364	6,377	8,909	23,563	5,326	9,013	5,513	12,196	5,657	13
5,173	4,486	6,286	7,457	59,696	5,783	10,010	5,977	11,497	6,249	14
57.76	61.06	58.08	48.59	2,879.31	39.50	64.22	59.13	168.22	62.14	15
48.67	41.75	53.75	52.57	4,341.67	35.87	71.31	57.51	177.49	52.49	16
41.13	31.39	53.57	55.18	2,984.81	39.05	82.17	59.31	165.30	55.48	17
1,774,395	116,553	2,903,633	5,271,437	7,175	2,836,147	3,102,972	3,411,558	5,988,747	2,681,771	18
1,576,837	130,210	2,863,210	5,023,140	36,350	2,361,480	3,182,995	3,012,367	6,752,270	2,215,704	19
1,695,406	132,323	2,549,215	5,180,716	64,550	2,664,212	3,728,753	2,861,466	6,108,915	2,311,151	20
13,123,510	1,961,105	17,450,725	32,708,437	250,500	15,853,454	21,324,059	19,942,213	52,542,023	13,193,471	21
11,615,745	1,144,040	17,904,225	38,406,741	3,223,600	17,071,747	28,992,112	21,476,549	59,389,970	12,591,065	22
6,500	14,000	10,000	----------	----------	----------	45,120	17,800	41,500	----------	23
14,000	----------	3,500	5,500	----------	----------	26,600	22,500	96,650	----------	24
10,756,245	1,248,305	11,968,280	19,611,345	129,000	13,545,054	10,614,405	13,662,594	34,823,822	8,618,031	25
11,166,250	1,119,700	12,161,365	19,758,211	437,000	12,958,565	12,512,745	14,530,240	40,344,527	7,117,999	26
660,990	17,800	1,404,170	2,336,235	48,000	860,900	3,824,661	2,674,687	5,718,210	1,547,280	27
479,200	16,300	905,375	1,942,575	150,000	756,900	3,605,275	1,725,830	5,088,450	1,102,868	28
732,325	646,000	642,450	849,165	----------	210,600	1,097,632	699,092	2,717,636	280,500	29
316,050	49,000	540,600	745,650	----------	360,700	1,042,900	680,150	2,987,708	316,947	30
980,450	63,000	3,445,825	9,911,692	73,500	1,236,900	5,832,481	2,923,140	9,323,855	2,747,660	31
866,700	193,900	3,858,650	12,148,665	715,500	1,763,200	7,048,262	3,087,000	12,605,610	2,912,370	32
669,550	83,000	736,550	1,089,115	61,500	210,600	2,247,356	1,001,453	3,322,752	627,850	33
412,800	13,900	855,100	1,311,650	715,500	347,400	1,712,032	832,650	3,209,840	767,840	34
310,900	----------	2,709,275	8,822,577	12,000	1,026,300	3,585,125	1,921,687	6,001,103	2,119,810	35
453,900	180,000	3,003,550	10,837,015	----------	1,415,800	5,336,230	2,254,350	9,395,770	2,144,530	36
1,478,858	100,223	2,020,291	3,301,218	3,600	2,484,892	1,597,774	2,395,379	3,910,995	1,730,043	37
116,240	1,075	285,663	397,765	825	151,365	582,273	519,729	732,622	377,891	38
66,400	8,805	55,397	110,682	----------	19,350	105,318	58,164	295,500	41,800	39
112,867	6,450	542,282	1,461,772	2,750	180,540	817,607	438,286	1,049,630	532,037	40
75,075	6,450	159,650	184,010	1,750	33,561	298,253	154,206	322,949	136,403	41
37,792	----------	382,632	1,277,762	1,000	146,979	519,354	284,080	726,681	395,634	42

COUNTY TABLE III.—VALUE OF FARM LAND AND BUILDINGS, AND IMPLEMENTS AND

	ITEM (See definitions in Introduction)			Nassau	New York	Niagara	Oneida	Onondaga
1	Value of land and buildings, total	1930	dollars	35,737,228		39,725,133	33,597,257	38,555,392
2		1925	dollars	44,572,867	200,000	44,949,733	34,198,727	40,591,255
3		1920	dollars	58,020,675	233,872	41,194,735	35,544,954	41,522,343
4	Land (excluding buildings)	1930	dollars	28,402,884		17,633,756	14,473,915	17,464,315
5		1925	dollars	34,176,939	178,500	22,994,188	14,612,755	18,043,707
6		1920	dollars	45,452,100	182,222	25,608,446	17,621,533	21,675,866
7	Buildings (including dwellings)	1930	dollars	7,334,344		22,091,377	19,123,342	21,090,577
8		1925	dollars	10,395,928	21,500	21,955,545	19,585,972	22,547,548
9		1920	dollars	12,568,575	51,650	15,586,289	17,923,421	19,846,477
10	Farmers' dwellings	1930	dollars	3,530,318		11,999,208	9,462,821	11,304,518
11	Farms reporting	1930	number	466		3,863	4,577	4,307
	Average values:							
12	Land and buildings, per farm	1930	dollars	61,722		9,887	7,150	8,513
13		1925	dollars	58,189	40,000	10,446	5,874	7,330
14		1920	dollars	62,054	46,774	10,127	5,703	7,346
15	Land and buildings, per acre	1930	dollars	1,522.22		140.62	65.15	103.17
16		1925	dollars	1,036.80	2,777.78	156.56	60.02	99.41
17		1920	dollars	977.55	1,694.72	142.20	58.11	96.59
18	Value of implements and machinery	1930	dollars	1,893,361		5,093,169	5,292,450	5,113,257
19		1925	dollars	1,277,038	5,450	5,430,735	4,916,992	5,064,064
20		1920	dollars	2,463,141	5,000	5,381,217	4,740,527	5,156,962
	Value, by color of farm operator:							
21	Land and buildings — White [1]	1930	dollars	35,697,228		39,508,648	33,574,557	38,492,892
22		1920	dollars	57,978,075	233,872	41,041,800	35,482,954	41,363,513
23	Colored [1]	1930	dollars	40,000		216,485	22,700	62,500
24		1920	dollars	42,600		152,935	62,000	158,830
	Values, by tenure of farm operator:							
	Land and buildings—							
25	Full owners	1930	dollars	13,502,953		26,228,635	24,869,670	27,316,633
26		1925	dollars	22,719,400	40,000	30,486,028	26,510,640	29,815,060
27	Part owners	1930	dollars	10,044,093		4,340,685	3,492,219	4,362,479
28		1925	dollars	6,362,667		2,729,925	2,583,750	2,741,500
29	Managers	1930	dollars	2,534,000		1,876,323	1,657,978	1,815,935
30		1925	dollars	7,407,700		1,200,000	747,887	1,114,700
31	Tenants	1930	dollars	9,656,182		7,279,490	3,577,390	5,060,845
32		1925	dollars	8,093,100	160,000	10,533,780	4,356,450	6,919,695
33	Cash tenants	1930	dollars	9,327,182		2,111,722	2,116,890	2,564,875
34		1925	dollars	7,716,100	160,000	1,205,720	1,934,700	2,585,495
35	Other tenants	1930	dollars	329,000		5,167,768	1,460,500	2,505,470
36		1925	dollars	367,000		9,268,060	2,421,750	4,334,200
	Implements and machinery—							
37	Full owners	1930	dollars	825,500		3,471,607	3,954,942	3,637,526
38	Part owners	1930	dollars	555,385		608,721	629,706	711,949
39	Managers	1930	dollars	35,000		119,063	144,676	128,601
40	Tenants	1930	dollars	477,476		893,778	563,126	635,181
41	Cash tenants	1930	dollars	462,426		261,172	333,052	275,899
42	Other tenants	1930	dollars	15,050		632,606	230,074	359,282

	ITEM (See definitions in Introduction)			Saratoga	Schenectady	Schoharie	Schuyler	Seneca	Steuben
1	Value of land and buildings, total	1930	dollars	13,956,066	6,267,680	11,821,345	7,241,413	12,070,226	26,436,523
2		1925	dollars	15,650,600	7,791,255	12,283,863	8,302,475	14,871,786	29,123,827
3		1920	dollars	13,824,004	6,557,470	12,228,115	8,196,972	16,353,425	30,589,764
4	Land (excluding buildings)	1930	dollars	5,481,431	2,541,658	4,665,382	2,779,313	5,081,346	10,947,489
5		1925	dollars	6,246,670	3,324,765	4,877,023	2,967,170	6,692,941	12,606,208
6		1920	dollars	6,638,961	3,082,575	5,909,650	3,782,985	9,167,775	15,321,520
7	Buildings (including dwellings)	1930	dollars	8,474,635	3,726,022	7,155,963	4,462,100	6,988,880	15,489,034
8		1925	dollars	9,403,930	4,466,490	7,406,840	5,335,305	8,178,845	16,517,619
9		1920	dollars	7,185,043	3,474,895	6,318,465	4,413,987	7,185,650	15,268,244
10	Farmers' dwellings	1930	dollars	4,725,175	2,214,090	3,799,255	2,326,010	3,519,835	7,600,635
11	Farms reporting	1930	number	2,304	711	2,223	1,300	1,605	4,917
	Average values:								
12	Land and buildings, per farm	1930	dollars	5,774	8,516	5,203	5,321	7,245	5,140
13		1925	dollars	4,745	7,135	4,252	5,189	7,819	5,033
14		1920	dollars	4,350	6,671	4,381	5,001	8,806	4,989
15	Land and buildings, per acre	1930	dollars	53.82	87.25	38.81	46.43	69.89	37.40
16		1925	dollars	49.19	82.49	36.93	47.95	82.75	40.15
17		1920	dollars	41.04	63.95	35.46	46.57	86.89	40.28
18	Value of implements and machinery	1930	dollars	2,305,260	862,546	2,300,676	1,198,228	2,207,656	5,035,364
19		1925	dollars	2,013,592	986,498	2,277,200	1,434,331	2,144,925	5,148,643
20		1920	dollars	1,941,641	916,895	2,129,323	1,316,928	2,265,510	4,737,487
	Value, by color of farm operator:								
21	Land and buildings — White [1]	1930	dollars	13,941,566	6,267,680	11,816,345	7,239,813	12,061,426	26,433,523
22		1920	dollars	13,805,304	6,557,470	12,224,315	8,181,522	16,353,425	30,584,114
23	Colored [1]	1930	dollars	14,500		5,000	1,600	8,800	3,000
24		1920	dollars	18,700		3,800	15,450		5,650
	Values, by tenure of farm operator:								
	Land and buildings—								
25	Full owners	1930	dollars	11,038,535	4,618,020	8,470,470	5,125,888	7,119,498	18,859,031
26		1925	dollars	12,570,595	6,499,230	9,440,932	5,741,820	8,332,035	21,047,123
27	Part owners	1930	dollars	873,956	805,160	1,455,725	1,026,785	1,685,965	3,162,675
28		1925	dollars	777,200	485,475	657,600	1,041,425	1,631,250	2,961,345
29	Managers	1930	dollars	1,005,475	161,500	446,100	65,800	632,200	452,650
30		1925	dollars	726,450	18,000	200,800	239,200	785,550	422,179
31	Tenants	1930	dollars	1,038,100	683,000	1,449,050	1,022,940	2,632,563	3,962.167
32		1925	dollars	1,576,355	788,550	1,984,531	1,280,030	4,122,951	4,693,180
33	Cash tenants	1930	dollars	607,350	448,500	331,150	141,000	330,000	575,200
34		1925	dollars	825,000	537,050	448,100	87,500	296,470	482,150
35	Other tenants	1930	dollars	430,750	234,500	1,117,900	881,940	2,302,563	3,386,967
36		1925	dollars	751,355	251,500	1,536,431	1,192,530	3,826,481	4,211,030
	Implements and machinery—								
37	Full owners	1930	dollars	1,861,705	652,606	1,672,765	802,900	1,265,062	3,661,575
38	Part owners	1930	dollars	200,995	89,660	333,826	208,200	348,871	630,950
39	Managers	1930	dollars	59,640	14,680	60,670	9,003	86,193	38,895
40	Tenants	1930	dollars	182,920	105,600	233,415	178,125	507,530	703,944
41	Cash tenants	1930	dollars	97,320	82,200	64,915	22,300	60,275	113,782
42	Other tenants	1930	dollars	85,600	23,400	168,500	155,825	447,255	590,162

[1] "White" includes Mexicans and "Colored" includes Negroes, Indians, Chinese, Japanese, and all other nonwhite races.

MACHINERY, 1930, 1925, AND 1920, BY COLOR AND BY TENURE OF FARM OPERATOR—Continued

Ontario	Orange	Orleans	Oswego	Otsego	Putnam	Queens	Rensselaer	Richmond	Rockland	St. Lawrence	
27,878,718	36,221,531	22,008,228	20,204,889	21,847,815	8,121,816	12,325,881	16,259,408	2,076,000	9,093,022	44,614,108	1
31,202,273	31,968,837	28,104,440	23,144,353	22,261,720	5,252,750	11,238,000	14,589,048	3,917,500	14,138,415	46,517,218	2
34,941,341	34,474,648	27,823,456	25,010,278	23,087,785	9,089,460	27,688,853	13,016,830	3,528,775	9,595,072	51,740,478	3
11,684,932	15,458,827	10,036,470	7,876,387	8,525,119	4,479,680	10,613,853	5,910,113	1,595,600	4,848,266	19,448,303	4
13,900,039	13,135,640	14,772,635	9,063,760	8,625,446	2,772,300	10,060,100	5,862,303	2,925,900	6,326,655	21,183,476	5
19,576,252	16,105,189	16,802,698	12,646,075	11,070,587	4,631,283	25,001,108	5,751,430	2,935,375	5,334,434	29,534,392	6
16,193,786	20,762,704	11,971,758	12,328,502	13,322,696	3,642,136	1,712,028	10,349,295	480,400	4,244,756	25,165,805	7
17,302,234	18,833,197	13,331,805	14,080,593	13,636,274	2,480,450	1,177,900	8,726,745	991,600	7,811,760	25,333,742	8
15,365,089	18,369,459	11,020,758	12,364,203	12,017,198	4,458,177	2,687,745	7,265,400	593,400	4,260,638	22,206,086	9
8,082,609	11,124,045	5,948,350	6,947,555	6,454,540	1,863,229	769,094	6,195,500	253,800	2,038,173	11,685,726	10
3,176	2,929	2,261	4,575	3,870	268	130	2,396	50	327	6,823	11
8,392	11,628	9,201	4,275	5,489	27,720	66,268	6,419	31,455	25,258	6,393	12
8,467	8,626	10,157	3,980	4,555	13,644	58,838	4,661	24,638	15,904	6,134	13
8,602	9,600	10,788	4,515	4,840	11,851	49,007	4,229	29,163	11,546	6,762	14
81.08	120.19	103.08	51.96	42.56	153.02	4,290.25	60.54	1,757.83	482.21	44.56	15
91.70	102.87	126.51	51.82	40.67	98.07	1,924.32	46.17	1,117.05	358.62	45.95	16
94.71	98.42	120.51	54.07	40.27	80.43	1,957.09	42.31	834.23	239.04	49.41	17
4,524,782	3,531,008	3,409,765	3,495,344	3,864,458	492,509	388,653	2,237,207	163,920	561,274	6,947,546	18
4,352,263	2,885,524	3,880,907	3,752,302	3,615,160	321,270	630,350	2,295,544	239,951	572,190	6,302,680	19
4,469,402	3,285,120	3,219,400	3,674,736	3,721,720	607,698	1,051,605	2,085,104	176,577	554,064	6,468,412	20
27,870,718	36,196,731	21,986,228	20,198,114	21,837,615	8,091,816	12,195,081	16,256,908	2,076,000	9,086,022	44,588,108	21
34,910,341	34,423,248	27,750,956	25,006,778	23,087,385	9,057,460	27,626,853	12,993,530	3,528,775	9,588,932	51,731,178	22
8,000	24,800	22,000	6,775	10,200	30,000	130,800	2,500	----------	7,000	26,000	23
31,000	51,400	72,500	3,500	400	32,000	62,000	23,300	----------	6,140	9,300	24
17,176,861	24,388,770	13,816,374	16,713,830	16,388,393	4,070,250	5,497,788	13,623,309	1,615,600	6,223,500	30,401,142	25
19,176,281	25,043,220	16,793,470	19,154,403	17,922,550	3,780,300	3,281,000	11,783,073	1,674,300	10,740,790	31,352,335	26
4,076,095	2,343,355	1,864,482	1,273,495	1,921,755	1,337,950	1,451,000	843,170	94,400	737,000	2,990,580	27
3,868,075	844,500	1,649,910	1,173,000	1,023,620	193,800	2,435,000	685,700	89,600	190,500	2,293,250	28
892,323	3,955,706	832,550	506,054	1,680,017	1,647,516	239,143	327,500	65,000	1,580,622	927,344	29
760,700	2,381,517	527,000	449,400	859,800	905,500	40,000	268,000	1,517,500	2,387,025	872,650	30
5,733,439	5,533,700	5,494,822	1,711,510	1,857,650	1,066,100	5,137,950	1,465,429	301,000	551,900	10,295,042	31
7,397,217	3,699,600	9,134,060	2,367,550	2,455,750	423,150	5,482,000	1,852,275	636,100	820,100	11,998,983	32
755,258	4,307,400	628,050	824,280	843,150	976,100	5,006,450	960,729	298,000	495,900	1,617,025	33
559,300	2,749,700	557,550	862,550	911,000	348,100	5,482,000	1,033,925	636,100	419,600	2,113,413	34
4,978,181	1,226,300	4,866,772	887,230	1,014,500	90,000	131,500	504,700	3,000	56,000	8,678,017	35
5,837,917	949,900	8,576,510	1,505,000	1,544,750	75,050	----------	818,350	----------	400,500	9,885,570	36
2,912,779	2,523,402	2,223,159	2,900,935	3,044,110	219,780	226,765	1,867,177	145,750	372,001	4,937,190	37
698,241	291,579	288,902	234,266	387,207	52,350	47,375	124,945	8,450	52,040	520,570	38
92,254	265,104	91,840	110,666	128,401	154,624	7,313	25,428	1,000	111,283	99,519	39
821,508	450,923	805,864	249,477	304,740	65,755	107,200	219,657	8,720	25,950	1,390,267	40
112,102	367,553	84,785	125,009	136,643	62,255	105,800	133,895	8,700	24,650	283,521	41
709,406	83,370	721,079	124,468	168,097	3,500	1,400	85,762	20	1,300	1,106,746	42

Suffolk	Sullivan	Tioga	Tompkins	Ulster	Warren	Washington	Wayne	Westchester	Wyoming	Yates	
60,567,371	31,516,854	10,332,018	12,724,134	39,484,781	4,614,130	16,198,462	36,064,530	34,364,259	19,106,768	13,645,930	1
39,338,100	27,524,900	10,801,385	13,120,504	35,451,089	5,534,360	15,755,310	41,193,828	28,012,982	22,709,775	16,429,670	2
45,614,097	23,169,307	10,663,088	14,911,779	29,255,085	5,598,980	16,026,680	40,334,776	43,392,000	22,842,888	17,190,484	3
42,062,730	9,327,728	3,965,708	4,792,334	15,497,665	2,339,245	5,777,391	16,735,874	21,791,298	7,776,483	5,933,025	4
23,743,835	9,119,000	4,307,604	5,646,009	14,815,411	2,303,630	6,494,845	20,144,335	15,729,182	9,783,480	7,475,540	5
30,201,331	9,443,551	5,118,048	7,457,149	13,493,274	2,775,758	7,518,152	22,876,570	29,261,230	12,259,952	9,615,412	6
18,504,641	22,189,126	6,366,310	7,931,800	23,987,116	2,274,885	10,421,071	19,328,656	12,572,961	11,330,285	7,712,905	7
15,594,265	18,405,900	6,493,781	7,474,495	20,635,678	3,230,730	9,260,465	21,049,493	12,283,800	12,926,295	8,954,130	8
15,412,766	13,725,756	5,545,040	7,454,630	15,761,811	2,823,222	8,507,528	17,458,206	14,130,770	10,582,936	7,575,072	9
9,079,875	12,871,331	3,276,025	4,151,725	12,837,185	1,407,005	5,554,174	9,892,868	4,279,259	5,195,614	3,836,425	10
1,553	2,844	2,171	2,245	3,544	814	2,845	4,249	347	2,661	1,667	11
34,180	10,580	4,546	5,396	10,700	5,190	5,607	8,018	80,290	6,730	7,847	12
17,704	8,702	4,310	5,552	8,784	3,680	4,649	8,557	35,822	6,979	8,227	13
18,422	6,539	4,196	5,848	6,786	3,580	4,807	8,099	28,213	7,217	8,423	14
607.67	110.01	39.38	52.88	125.44	35.39	38.81	110.81	837.48	57.36	73.37	15
351.98	92.27	40.36	56.09	100.54	30.44	37.17	124.45	385.31	64.87	84.40	16
286.43	55.85	37.91	58.76	71.56	26.14	36.91	116.51	417.14	65.32	86.55	17
3,729,213	1,960,732	2,145,758	2,106,873	3,126,543	501,453	3,055,591	5,596,344	862,866	3,237,594	1,890,495	18
3,161,700	1,759,594	1,820,071	1,968,671	2,889,567	629,111	2,780,717	5,344,014	1,210,985	3,515,400	2,084,697	19
2,939,008	1,994,117	1,761,485	2,010,906	3,091,166	701,861	2,817,153	4,813,929	1,714,215	3,277,822	2,090,780	20
60,473,871	31,511,054	10,319,118	12,689,734	39,456,781	4,614,130	16,182,162	36,061,530	34,364,259	19,096,768	13,639,430	21
45,483,797	23,161,307	10,655,888	14,886,079	29,214,635	5,597,980	16,010,880	40,317,876	43,144,150	22,727,688	17,185,434	22
93,500	5,800	12,900	34,400	28,000	----------	16,300	3,000	----------	10,000	6,500	23
130,300	8,000	7,200	25,700	40,450	1,000	14,800	16,900	247,850	115,200	5,050	24
27,616,526	28,476,854	8,111,695	9,063,811	32,243,219	3,706,540	12,827,034	28,325,852	14,916,975	13,613,451	8,819,625	25
23,002,250	25,954,200	8,962,585	9,081,520	31,542,339	4,163,240	12,999,740	31,308,701	12,333,860	17,261,470	9,688,050	26
15,717,345	482,450	1,227,668	1,832,813	1,486,150	148,100	1,031,930	2,570,290	2,343,650	2,301,740	1,767,125	27
6,773,300	334,000	542,200	1,507,505	1,008,500	94,200	838,700	2,506,102	1,025,000	1,613,585	2,301,720	28
7,264,445	1,674,900	127,300	436,100	4,025,732	578,740	589,338	1,045,648	13,697,384	292,000	234,700	29
4,966,200	722,000	153,200	376,589	1,290,700	1,049,900	153,700	1,349,825	12,270,022	262,750	549,800	30
9,969,055	882,650	865,355	1,391,410	1,723,680	180,750	1,750,160	4,122,740	3,406,250	2,899,577	2,824,480	31
4,596,350	514,700	1,143,400	2,154,890	1,609,550	227,020	1,763,170	6,029,200	2,384,100	3,571,970	3,890,100	32
8,885,155	670,650	258,455	303,000	1,051,675	128,750	736,475	789,370	2,836,150	770,842	185,300	33
3,654,300	387,400	222,700	352,050	1,096,650	150,120	506,670	915,340	1,883,600	470,450	249,900	34
1,083,900	212,000	606,900	1,088,410	678,005	52,000	1,013,685	3,333,370	570,100	2,128,735	2,639,180	35
942,050	127,300	920,700	1,802,840	512,900	76,900	1,256,500	5,113,860	500,500	3,101,520	3,640,200	36
1,745,814	1,747,340	1,665,741	1,470,925	2,628,555	439,204	2,441,003	4,427,199	458,277	2,334,407	1,212,515	37
1,155,868	37,452	308,205	360,113	157,786	20,345	241,173	483,723	99,401	408,271	286,145	38
210,410	88,800	25,925	57,208	196,627	21,999	64,074	107,895	195,304	58,150	25,400	39
617,121	87,140	145,887	218,627	143,575	19,905	309,341	577,527	109,884	436,766	366,435	40
546,881	55,865	38,588	45,310	90,445	15,480	119,942	103,550	93,059	130,871	28,225	41
70,240	31,275	107,299	173,317	53,130	4,425	189,399	473,977	16,825	305,895	338,210	42

County Table IV.—HORSES, MULES, CATTLE, AND SWINE ON FARMS, 1930, 1925, AND

[Other classes of livestock and livestock

	ITEM (See definitions in Introduction)	The State	Albany	Allegany	Bronx	Broome	Cattaraugus	Cayuga
	DOMESTIC ANIMALS							
1	**Horses on farms, Apr. 1, 1930, total** ..... number	320,460	3,603	7,298	----------	5,044	7,507	8,595
2	Colts born between Jan. 1 and Apr. 1, 1930 ..... number	1,029	7	20	----------	5	34	9
3	farms reporting	633	5	14	----------	4	22	6
4	Colts born in 1929 (yearlings) ..... number	3,615	9	104	----------	44	116	88
5	farms reporting	2,911	8	88	----------	26	96	69
6	Colts born in 1928 (2-year-olds) ..... number	3,948	13	137	----------	32	108	83
7	farms reporting	3,012	11	109	----------	26	89	68
8	Horses born before 1928 ..... number	311,868	3,634	7,037	----------	4,963	7,249	8,415
9	farms reporting	119,098	1,454	2,639	----------	2,178	2,987	2,780
10	**Horses and colts on farms, Apr. 1, born before Jan. 1, 1930** ..... number	319,431	3,656	7,278	----------	5,039	7,473	8,580
11	**Horses and colts on farms, Jan. 1, 1925** ..... number	440,203	5,924	10,324	57	6,914	11,393	11,934
12	1920 ..... number	536,171	7,375	12,255	110	8,265	13,208	14,421
13	Colts under 2 years of age, 1925 ..... number	7,417	69	239	----------	126	193	263
14	1920 ..... number	25,842	197	689	2	367	662	629
15	Horses 2 years old and over, 1925 ..... number	432,786	5,855	10,085	57	6,788	11,200	11,671
16	1920 ..... number	510,329	7,178	11,566	108	7,898	12,546	13,792
17	**Mules on farms, Apr. 1, 1930, total** ..... number	5,849	71	85	----------	148	119	206
18	Mule colts born between Jan. 1 and Apr. 1, 1930 ..... number	40	----------	----------	----------	1	3	----------
19	farms reporting	28	----------	----------	----------	1	2	----------
20	Mule colts born in 1929 (yearlings) ..... number	48	----------	2	----------	----------	1	----------
21	farms reporting	40	----------	2	----------	----------	1	----------
22	Mule colts born in 1928 (2-year-olds) ..... number	105	----------	1	----------	----------	----------	2
23	farms reporting	75	----------	1	----------	----------	----------	2
24	Mules born before 1928 ..... number	5,656	71	82	----------	147	115	204
25	farms reporting	2,725	36	45	----------	76	58	106
26	**Mules and mule colts on farms, Apr. 1, born before Jan. 1, 1930** ..... number	5,809	71	85	----------	147	116	206
27	**Mules and mule colts on farms, Jan. 1, 1925** ..... number	7,062	104	152	10	162	136	229
28	1920 ..... number	7,323	78	119	2	151	124	304
29	Mule colts under 2 years of age, 1925 ..... number	482	8	6	----------	4	2	27
30	1920 ..... number	708	14	6	----------	3	15	55
31	Mules 2 years old and over, 1925 ..... number	6,580	96	146	10	158	134	202
32	1920 ..... number	6,615	64	113	2	148	109	249
33	**Farms reporting horses and (or) mules, 1930** ..... number	120,758	1,469	2,669	----------	2,209	3,034	2,827
34	1925 ..... number	156,502	2,211	3,558	33	2,806	4,248	3,624
35	**Cattle on farms, Apr. 1, 1930, total** ..... number	2,220,139	17,058	53,641	----------	44,635	83,379	36,033
36	Calves born between Jan. 1 and Apr. 1, 1930 ..... number	377,630	2,803	10,848	----------	5,796	17,183	5,603
37	farms reporting	87,961	895	2,341	----------	1,658	2,923	1,861
38	Steers and bulls born in 1929 (yearlings) ..... number	68,519	409	1,713	----------	1,466	2,204	1,140
39	farms reporting	32,618	283	981	----------	752	1,341	542
40	Heifers born in 1929 (yearlings) ..... number	292,421	2,430	7,308	----------	6,933	10,668	5,354
41	farms reporting	82,996	834	2,110	----------	1,776	2,604	1,852
42	Bulls born before 1929 ..... number	46,981	304	1,064	----------	902	1,587	937
43	farms reporting	34,984	259	840	----------	713	1,218	627
44	Steers born in 1928 (2-year-olds) ..... number	6,438	50	72	----------	247	95	94
45	farms reporting	2,138	24	40	----------	35	66	48
46	Steers born before 1928 ..... number	3,166	39	45	----------	104	58	90
47	farms reporting	1,059	9	15	----------	33	28	26
	Heifers born in 1928 (2-year-olds)—							
48	Kept mainly for milk production ..... number	232,193	1,727	6,224	----------	4,923	8,886	4,141
49	farms reporting	69,999	706	1,861	----------	1,405	2,348	1,513
50	Kept mainly for beef production ..... number	7,022	133	72	----------	370	60	100
51	farms reporting	2,473	32	32	----------	74	8	55
	Cows and heifers born before 1928—							
52	Kept mainly for milk production ..... number	1,172,546	9,113	26,032	----------	22,907	42,434	18,222
53	farms reporting	127,103	1,496	2,907	----------	2,366	3,489	2,908
54	Kept mainly for beef production ..... number	13,223	50	263	----------	987	204	292
55	farms reporting	2,251	19	71	----------	114	40	42
56	**Cattle on farms, Apr. 1, born before Jan. 1, 1930** ..... number	1,842,509	14,255	42,793	----------	38,839	66,196	30,370
57	**Cattle on farms, Jan. 1, 1925** ..... number	1,836,900	15,497	44,514	33	39,072	68,503	27,421
58	1920 ..... number	2,144,244	17,248	53,162	20	45,428	81,673	35,736
	Cows and heifers 2 years old and over—							
59	Kept mainly for milk production, 1925 ..... number	1,370,060	11,866	31,548	33	28,904	50,494	20,218
60	1920 ..... number	1,481,918	12,323	35,446	20	30,673	56,976	24,392
61	Kept mainly for beef production, 1925 ..... number	17,650	354	392	----------	408	440	604
62	1920 ..... number	20,407	309	277	----------	208	580	314
63	**Swine on farms, Apr. 1, 1930, total** ..... number	220,826	4,337	4,054	80	2,864	5,239	6,656
64	Pigs born between Jan. 1 and Apr. 1, 1930 ..... number	74,636	1,438	1,470	30	607	1,656	2,503
65	farms reporting	9,600	120	193	1	121	210	313
66	Sows and gilts farrowing bet. Jan. 1 and June 1, 1930 ..... number	18,241	471	388	6	220	423	587
67	farms reporting	9,868	188	234	1	87	175	400
68	Other swine born before Jan. 1, 1930 ..... number	127,949	2,428	2,196	44	2,037	3,160	3,506
69	farms reporting	29,907	393	657	1	437	814	850
70	**Swine on farms, Apr. 1, born before Jan. 1, 1930** ..... number	146,190	2,899	2,584	50	2,257	3,583	4,153
71	**Swine on farms, Jan. 1, 1925** ..... number	259,189	5,295	5,028	16	3,157	6,053	8,479
72	1920 ..... number	600,560	11,827	11,437	543	6,792	14,377	19,720
	CHICKENS AND CHICKEN EGGS							
73	Chickens over 3 months old, on farms, Apr. 1, 1930 ..... number	11,953,862	182,990	234,672	6	198,396	261,983	338,295
74	farms reporting	133,086	1,701	2,888	1	2,474	3,290	3,251
75	Chicken eggs produced [1] in 1929 ..... dozens	97,926,714	1,498,509	1,998,002	60	1,588,689	2,280,388	2,708,841
76	1924 ..... dozens	87,167,262	1,401,361	1,982,391	2,850	1,469,509	1,940,448	2,092,942
77	1919 ..... dozens	62,175,162	999,040	1,368,690	3,014	1,066,285	1,460,913	1,712,000
78	Chicken eggs sold in 1929 ..... dozens	76,173,626	1,191,165	1,559,020	----------	1,221,951	1,727,200	2,232,458
79	farms reporting	99,929	1,334	2,221	----------	1,766	2,457	2,767
80	1919 ..... dozens	40,455,153	678,086	926,227	----------	681,675	948,138	1,216,789
81	Daily production of chicken eggs, April, 1930 ..... number	6,063,275	91,728	119,816	5	101,406	137,987	179,541
82	farms reporting	132,524	1,694	2,880	1	2,463	3,287	3,242
83	Chickens raised [1] in 1929 ..... number	19,518,198	324,985	319,092	10	327,407	402,998	518,568
84	farms reporting	132,770	1,689	2,890	1	2,498	3,311	3,283
85	1924 ..... number	14,940,905	249,982	268,433	220	247,363	328,545	354,838
86	1919 ..... number	11,872,644	212,969	235,156	585	184,424	241,764	286,200
87	Chickens sold alive or dressed in 1929 ..... number	9,194,145	153,565	146,456	4	166,298	198,279	255,271
88	farms reporting	71,736	1,040	1,498	1	1,409	1,831	2,021
89	1919 ..... number	4,105,159	92,273	72,839	51	54,844	75,184	109,651
90	Baby chicks bought in 1929 ..... number	12,377,223	209,904	190,074	----------	222,364	274,088	311,874
91	farms reporting	41,956	604	852	----------	810	1,043	1,206

[1] Including estimates for incomplete reports.

1920; CHICKENS ON FARMS, 1930; AND CHICKEN EGGS, 1929, 1924, AND 1919

products are shown in Table IX]

Chautauqua	Chemung	Chenango	Clinton	Columbia	Cortland	Delaware	Dutchess	Erie	Essex	Franklin	Fulton	Genesee	Greene	
9,876	3,004	7,095	6,660	4,424	4,453	8,239	4,858	10,439	2,969	5,988	2,136	7,022	2,833	1
49	8	19	62	----------	13	26	26	14	8	24	----------	40	13	2
30	4	14	41	----------	9	8	13	12	6	20	----------	21	5	3
123	39	73	191	14	25	41	22	76	26	134	13	127	11	4
106	33	61	147	13	23	27	14	39	21	124	12	106	10	5
142	38	74	225	17	42	27	26	78	28	117	8	131	13	6
105	30	52	168	14	33	26	18	47	21	100	7	94	11	7
9,562	2,919	6,929	6,182	4,393	4,373	8,145	4,784	10,271	2,907	5,713	2,115	6,724	2,796	8
4,328	1,212	2,657	2,304	1,639	1,551	3,263	1,704	4,203	1,220	2,284	927	2,035	1,257	9
9,827	2,996	7,076	6,598	4,424	4,440	8,213	4,832	10,425	2,961	5,964	2,136	6,982	2,820	10
13,795	4,247	8,773	8,516	6,173	5,766	10,096	5,782	16,266	4,037	7,206	3,417	9,447	4,013	11
16,392	5,004	10,330	10,888	7,442	6,672	11,830	9,053	19,212	5,125	8,882	3,640	11,393	4,986	12
213	62	155	263	69	75	109	77	241	69	246	106	182	39	13
714	253	534	922	204	373	454	392	705	401	594	145	599	138	14
13,582	4,185	8,618	8,253	6,104	5,691	9,987	5,705	16,025	3,968	6,960	3,311	9,265	3,974	15
15,678	4,751	9,796	9,966	7,238	6,299	11,376	8,661	18,507	4,724	8,288	3,495	10,794	4,848	16
354	55	141	75	100	93	132	98	196	29	79	47	60	49	17
3	----------	----------	----------	----------	----------	1	----------	----------	----------	1	----------	----------	----------	18
2	----------	----------	----------	----------	----------	1	----------	----------	----------	1	----------	----------	----------	19
5	1	1	1	----------	2	----------	----------	2	1	1	----------	2	----------	20
1	1	1	1	----------	1	----------	----------	2	1	1	----------	1	----------	21
6	----------	1	----------	----------	2	2	----------	4	----------	3	1	----------	----------	22
3	----------	1	----------	----------	1	2	----------	2	----------	3	1	----------	----------	23
340	54	139	74	100	89	129	98	190	28	74	46	58	49	24
121	32	74	25	47	42	65	55	97	16	28	17	32	27	25
351	55	141	75	100	93	131	98	196	29	78	47	60	49	26
281	150	162	22	189	132	170	138	232	33	34	18	113	51	27
297	109	176	78	205	155	171	242	256	27	23	27	116	48	28
15	9	6	1	5	15	13	8	14	1	----------	----------	10	----------	29
23	11	7	----------	9	11	8	2	24	----------	2	6	11	3	30
266	141	156	21	184	117	157	130	218	32	34	18	103	51	31
274	98	169	78	196	144	163	240	232	27	21	21	105	45	32
4,434	1,228	2,689	2,341	1,660	1,570	3,297	1,733	4,260	1,229	2,313	935	2,063	1,275	33
5,807	1,583	3,153	3,004	2,193	1,904	3,758	1,931	6,176	1,536	2,647	1,447	2,554	1,737	34
71,275	16,267	68,412	56,636	20,378	40,943	109,070	37,913	50,397	19,289	49,711	13,859	22,609	22,058	35
13,270	2,527	8,381	12,070	2,568	5,302	16,233	3,946	8,334	3,394	10,815	2,182	3,112	3,437	36
3,241	848	1,959	2,168	869	1,210	2,861	983	2,503	993	1,867	629	1,187	933	37
2,905	558	1,521	3,494	621	927	2,125	1,846	1,230	705	1,059	642	588	611	38
1,067	325	756	836	297	407	1,207	335	688	385	682	349	307	398	39
9,770	2,577	9,140	6,610	3,276	5,360	13,848	5,469	5,679	2,756	5,467	1,777	2,822	3,400	40
3,020	862	2,091	1,879	959	1,196	2,792	1,088	2,177	944	1,579	636	1,105	986	41
1,384	431	1,506	1,040	542	893	2,183	1,046	1,040	390	831	310	463	491	42
1,101	285	1,147	783	359	616	1,714	523	804	333	683	256	339	379	43
274	38	125	131	76	56	101	67	155	170	127	27	40	47	44
55	11	59	76	21	27	53	25	60	28	69	23	26	24	45
87	38	92	85	23	42	58	81	50	46	49	8	118	17	46
35	9	35	29	11	10	25	23	18	16	23	8	15	5	47
7,938	1,912	7,413	5,271	2,295	4,758	11,405	4,105	4,876	2,347	4,628	1,229	2,576	2,566	48
2,575	696	1,823	1,566	721	1,073	2,454	901	1,739	793	1,310	448	960	827	49
130	133	91	96	141	55	33	194	125	86	195	139	171	12	50
33	49	39	54	56	29	26	22	75	18	61	42	68	5	51
35,123	8,014	39,887	27,541	10,731	23,364	62,943	20,357	28,485	9,271	26,433	7,516	12,392	11,445	52
4,694	1,274	2,770	2,499	1,535	1,633	3,536	1,707	4,426	1,490	2,327	978	2,052	1,473	53
394	39	256	298	105	186	141	802	423	124	107	28	327	32	54
72	19	19	38	27	12	25	42	77	37	29	6	47	10	55
58,005	13,740	60,031	44,566	17,810	35,641	92,837	33,967	42,063	15,895	38,896	11,677	19,497	18,621	56
59,131	13,679	58,709	38,628	19,386	32,425	100,381	29,689	49,328	15,588	28,400	12,680	21,198	17,407	57
73,196	17,585	70,573	44,548	21,758	38,323	112,533	43,076	58,967	18,055	44,171	13,181	25,462	21,423	58
43,171	10,321	44,607	29,620	13,828	24,829	76,929	22,304	38,320	10,261	29,249	9,418	15,559	12,627	59
49,465	11,640	49,654	30,016	14,569	27,277	82,099	29,446	42,150	10,626	32,170	8,831	16,503	14,460	60
638	62	160	86	292	148	272	337	784	192	211	233	440	173	61
585	182	367	475	387	230	391	627	563	221	245	119	374	196	62
6,523	2,462	2,453	3,610	3,199	1,436	3,434	5,794	9,883	2,287	2,734	1,117	4,852	2,108	63
1,970	640	648	832	1,251	324	1,244	2,052	3,241	746	1,039	379	1,622	677	64
317	96	115	128	141	72	198	181	341	106	153	58	186	76	65
543	211	188	224	335	109	282	560	801	163	209	78	430	183	66
339	93	103	102	160	59	132	240	307	74	90	50	247	123	67
4,010	1,611	1,617	2,554	1,613	1,003	1,908	3,182	5,841	1,378	1,486	660	2,800	1,248	68
984	385	514	516	365	269	602	329	892	363	424	250	547	362	69
4,553	1,822	1,805	2,778	1,948	1,112	2,190	3,742	6,642	1,541	1,695	738	3,230	1,431	70
7,079	1,682	3,402	3,870	3,823	1,342	3,748	3,959	14,172	2,576	3,129	1,863	6,447	2,884	71
17,357	4,205	8,016	7,949	10,379	5,148	8,528	14,677	25,652	4,188	6,028	3,808	16,149	6,396	72
495,530	155,943	360,289	96,516	171,150	123,538	275,675	212,740	569,755	63,069	84,241	61,142	214,752	141,630	73
4,802	1,367	2,585	2,359	1,791	1,516	3,248	1,877	5,131	1,391	2,230	1,050	2,216	1,541	74
4,165,432	1,395,245	3,272,229	732,162	1,325,385	998,407	2,374,806	1,561,827	4,546,680	542,361	655,288	482,836	1,717,952	1,129,477	75
3,592,463	948,799	2,681,245	603,930	1,172,871	922,800	2,364,437	1,334,355	3,697,235	420,163	511,395	526,712	1,271,995	1,178,606	76
2,136,249	516,692	1,670,148	550,764	880,737	748,703	1,591,399	1,374,687	2,351,975	359,831	491,198	323,422	915,749	826,147	77
3,457,602	1,161,941	2,844,556	414,051	1,011,696	743,561	1,816,070	1,158,931	3,678,640	358,511	358,537	331,970	1,327,391	863,940	78
3,500	1,149	1,992	1,422	1,345	1,036	2,401	1,351	4,007	896	1,386	722	1,770	1,157	79
1,529,019	348,339	1,332,076	260,757	576,044	567,014	1,201,241	854,440	1,457,937	201,519	245,434	190,178	568,755	536,495	80
255,248	81,493	193,892	49,352	83,040	64,229	147,314	99,535	268,006	33,358	44,225	28,925	103,709	73,627	81
4,785	1,367	2,559	2,351	1,786	1,513	3,230	1,875	5,088	1,381	2,227	1,048	2,205	1,534	82
841,806	248,093	581,971	142,441	378,214	206,620	414,555	385,546	926,195	102,818	128,974	108,131	345,211	246,506	83
4,855	1,378	2,582	2,355	1,800	1,529	3,242	1,889	5,025	1,395	2,259	1,041	2,212	1,538	84
574,714	174,981	373,210	129,105	229,743	150,707	330,038	259,518	647,711	81,860	128,565	119,377	223,229	196,470	85
412,877	100,876	244,084	125,472	190,547	112,694	306,627	294,045	460,942	85,141	104,654	77,104	163,715	166,621	86
423,568	122,768	292,866	53,210	198,161	96,237	195,252	179,959	418,121	46,085	54,044	52,165	168,191	117,936	87
2,662	871	1,354	891	945	684	1,467	998	2,971	574	1,014	564	1,320	725	88
160,042	35,705	94,406	31,298	56,499	38,365	95,603	103,737	159,897	38,820	35,224	26,007	56,220	60,459	89
546,185	195,274	395,998	47,662	207,055	123,399	252,050	241,369	696,599	51,346	43,164	63,265	234,606	178,595	90
1,702	531	835	289	617	434	913	711	2,105	296	314	283	824	506	91

County Table IV.—HORSES, MULES, CATTLE, AND SWINE ON FARMS, 1930, 1925, AND

[Other classes of livestock and livestock

	ITEM (See definitions in Introduction)	Hamilton	Herkimer	Jefferson	Kings	Lewis	Livingston	Madison
	DOMESTIC ANIMALS							
1	**Horses on farms, Apr. 1, 1930, total** ..... number	241	5,468	11,230	7	5,491	7,739	6,575
2	Colts born between Jan. 1 and Apr. 1, 1930 ..... number	----	3	36	----	10	20	3
3	farms reporting	----	3	28	----	7	16	3
4	Colts born in 1929 (yearlings) ..... number	1	43	206	----	53	185	44
5	farms reporting	1	39	177	----	49	146	41
6	Colts born in 1928 (2-year-olds) ..... number	----	57	254	----	62	223	51
7	farms reporting	----	48	202	----	50	164	41
8	Horses born before 1928 ..... number	240	5,365	10,734	7	5,366	7,311	6,477
9	farms reporting	117	1,953	3,752	3	2,024	1,858	2,379
10	**Horses and colts on farms, Apr. 1, born before Jan. 1, 1930** ..... number	241	5,465	11,194	7	5,481	7,719	6,572
11	**Horses and colts on farms, Jan. 1, 1925** ..... number	408	6,851	13,861	32	6,921	10,002	8,811
12	1920 ..... number	493	7,905	16,899	133	8,099	12,950	10,459
13	Colts under 2 years of age, 1925 ..... number	10	47	282	----	145	305	162
14	1920 ..... number	19	337	956	2	448	1,128	528
15	Horses 2 years old and over, 1925 ..... number	398	6,804	13,579	32	6,776	9,697	8,649
16	1920 ..... number	474	7,568	15,943	131	7,651	11,822	9,931
17	**Mules on farms, Apr. 1, 1930, total** ..... number	4	58	98	----	47	83	123
18	Mule colts born between Jan. 1 and Apr. 1, 1930 ..... number	----	----	----	----	----	1	----
19	farms reporting	----	----	----	----	----	1	----
20	Mule colts born in 1929 (yearlings) ..... number	----	2	----	----	----	1	----
21	farms reporting	----	2	----	----	----	1	----
22	Mule colts born in 1928 (2-year-olds) ..... number	----	2	7	----	1	2	1
23	farms reporting	----	1	5	----	1	1	1
24	Mules born before 1928 ..... number	4	54	91	----	46	79	122
25	farms reporting	2	27	46	----	24	34	60
26	**Mules and mule colts on farms, Apr. 1, born before Jan. 1, 1930** ..... number	4	58	98	----	47	82	123
27	**Mules and mule colts on farms, Jan. 1, 1925** ..... number	22	74	118	----	54	148	161
28	1920 ..... number	5	51	121	----	66	139	167
29	Mule colts under 2 years of age, 1925 ..... number	----	5	9	----	----	20	15
30	1920 ..... number	2	2	28	----	----	35	3
31	Mules 2 years old and over, 1925 ..... number	22	69	109	----	54	128	146
32	1920 ..... number	3	49	93	----	66	104	164
33	**Farms reporting horses and (or) mules, 1930** ..... number	119	1,970	3,796	3	2,041	1,875	2,402
34	1925 ..... number	207	2,369	4,471	15	2,512	2,348	2,949
35	**Cattle on farms, Apr. 1, 1930, total** ..... number	990	56,760	112,002	256	64,191	30,879	54,518
36	Calves born between Jan. 1 and Apr. 1, 1930 ..... number	207	9,029	26,289	9	13,452	4,648	5,546
37	farms reporting	93	1,672	3,679	1	1,906	1,297	1,578
38	Steers and bulls born in 1929 (yearlings) ..... number	47	1,102	2,691	----	2,367	960	2,324
39	farms reporting	34	786	1,742	----	1,054	430	684
40	Heifers born in 1929 (yearlings) ..... number	120	6,368	13,352	5	8,191	3,886	7,614
41	farms reporting	73	1,556	3,206	1	1,781	1,170	1,834
42	Bulls born before 1929 ..... number	23	1,202	2,183	1	1,240	608	1,534
43	farms reporting	19	1,012	1,703	1	998	435	887
44	Steers born in 1928 (2-year-olds) ..... number	----	90	169	----	58	881	104
45	farms reporting	----	27	64	----	35	49	41
46	Steers born before 1928 ..... number	2	11	107	----	40	204	80
47	farms reporting	1	6	31	----	17	16	28
	Heifers born in 1928 (2-year-olds)—							
48	Kept mainly for milk production ..... number	94	5,045	10,559	37	6,151	3,170	6,073
49	farms reporting	64	1,346	2,884	2	1,567	1,011	1,633
50	Kept mainly for beef production ..... number	4	179	62	----	67	292	688
51	farms reporting	3	60	45	----	19	40	37
	Cows and heifers born before 1928—							
52	Kept mainly for milk production ..... number	475	33,598	56,421	204	32,594	15,861	30,344
53	farms reporting	148	2,060	4,161	3	2,227	1,920	2,478
54	Kept mainly for beef production ..... number	18	136	169	----	31	369	211
55	farms reporting	4	19	38	----	15	47	32
56	**Cattle on farms, Apr. 1, born before Jan. 1, 1930** ..... number	783	47,731	85,713	247	50,739	26,231	48,972
57	**Cattle on farms, Jan. 1, 1925** ..... number	1,354	47,450	79,335	149	47,416	26,555	44,649
58	1920 ..... number	1,625	49,315	90,853	590	51,607	28,515	53,419
	Cows and heifers 2 years old and over—							
59	Kept mainly for milk production, 1925 ..... number	916	37,057	59,864	149	35,924	17,719	32,988
60	1920 ..... number	966	36,130	65,682	587	37,266	18,186	36,476
61	Kept mainly for beef production, 1925 ..... number	97	33	462	----	178	968	237
62	1920 ..... number	49	217	367	----	259	745	278
63	**Swine on farms, Apr. 1, 1930, total** ..... number	127	2,122	6,339	1	3,524	3,928	2,560
64	Pigs born between Jan. 1 and Apr. 1, 1930 ..... number	40	563	2,032	----	1,186	1,286	837
65	farms reporting	10	96	282	----	206	160	147
66	Sows and gilts farrowing bet. Jan. 1 and June 1, 1930 ..... number	10	154	438	----	239	283	175
67	farms reporting	6	80	236	----	121	200	105
68	Other swine born before Jan. 1, 1930 ..... number	77	1,405	3,869	1	2,099	2,359	1,548
69	farms reporting	44	448	1,004	1	610	535	449
70	**Swine on farms, Apr. 1, born before Jan. 1, 1930** ..... number	87	1,559	4,307	1	2,338	2,642	1,723
71	**Swine on farms, Jan. 1, 1925** ..... number	269	2,305	7,725	----	5,169	5,076	3,648
72	1920 ..... number	595	7,407	15,577	17	9,388	13,760	8,059
	CHICKENS AND CHICKEN EGGS							
73	Chickens over 3 months old, on farms, Apr. 1, 1930 ..... number	5,682	120,642	214,138	36	88,136	138,009	224,036
74	farms reporting	137	2,026	3,884	2	2,168	1,979	2,435
75	Chicken eggs produced [1] in 1929 ..... dozens	45,425	933,648	1,662,436	285	613,728	1,037,298	1,938,241
76	1924 ..... dozens	55,964	946,866	1,658,756	24,250	635,869	1,022,136	1,502,196
77	1919 ..... dozens	40,835	793,955	1,286,708	3,050	559,468	939,481	1,157,409
78	Chicken eggs sold in 1929 ..... dozens	20,119	585,901	1,098,480	200	312,618	724,648	1,552,770
79	farms reporting	86	1,365	2,752	2	1,341	1,498	1,903
80	1919 ..... dozens	11,223	385,116	782,976	154	272,029	591,484	779,836
81	Daily production of chicken eggs, April, 1930 ..... number	2,866	60,496	108,392	21	42,759	64,596	121,126
82	farms reporting	137	2,018	3,858	2	2,148	1,972	2,433
83	Chickens raised [1] in 1929 ..... number	9,523	217,914	332,181	60	119,644	189,480	322,758
84	farms reporting	137	2,034	3,875	2	2,151	1,995	2,437
85	1924 ..... number	11,482	169,852	252,604	2,146	98,495	167,235	246,972
86	1919 ..... number	10,960	155,086	254,071	670	95,382	154,281	234,098
87	Chickens sold alive or dressed in 1929 ..... number	3,194	92,789	139,175	25	39,874	75,669	159,980
88	farms reporting	45	1,026	1,833	1	931	978	1,233
89	1919 ..... number	2,424	50,862	80,629	185	22,318	46,367	99,235
90	Baby chicks bought in 1929 ..... number	4,477	118,729	147,775	5	39,964	106,092	214,345
91	farms reporting	40	668	904	1	432	624	762

[1] Including estimates for incomplete reports.

1920; CHICKENS ON FARMS, 1930; AND CHICKEN EGGS, 1929, 1924, AND 1919—Continued

products are shown in Table IX]

Monroe	Montgomery	Nassau	New York	Niagara	Oneida	Onondaga	Ontario	Orange	Orleans	Oswego	Otsego	Putnam	Queens	
8,957	4,134	648	----------	7,553	10,008	9,100	8,590	5,062	5,663	7,683	8,386	541	74	1
29	33	2	----------	26	34	39	31	37	10	28	7	2	----------	2
18	11	2	----------	16	18	21	23	12	8	19	6	2	----------	3
89	76	3	----------	77	53	95	109	60	49	74	57	15	----------	4
71	41	2	----------	62	45	74	87	16	42	58	53	4	----------	5
85	60	5	----------	78	76	99	107	34	84	90	52	6	----------	6
62	33	2	----------	62	56	79	84	14	54	66	49	4	----------	7
8,754	3,965	638	----------	7,372	9,845	8,867	8,343	4,931	5,520	7,491	8,270	518	74	8
2,906	1,378	248	----------	2,956	3,854	3,217	2,616	2,095	1,877	3,382	3,164	180	37	9
8,928	4,101	646	----------	7,527	9,974	9,061	8,559	5,025	5,653	7,655	8,379	539	74	10
13,999	5,681	1,780	8	9,976	12,575	13,359	11,360	7,425	7,819	10,565	10,733	744	464	11
17,663	6,940	3,065	41	12,975	15,115	16,251	14,194	9,084	9,788	12,595	12,423	1,747	1,347	12
192	107	30	----------	122	139	210	205	118	85	138	184	14	----------	13
834	348	54	----------	482	662	775	854	188	463	618	619	41	83	14
13,807	5,574	1,750	8	9,854	12,436	13,149	11,155	7,307	7,734	10,427	10,549	730	464	15
16,829	6,592	3,011	41	12,493	14,453	15,476	13,340	8,896	9,325	11,977	11,804	1,706	1,264	16
102	40	7	----------	198	154	229	210	91	79	173	128	13	2	17
1	----------	1	----------	----------	5	----------	----------	2	----------	1	----------	----------	----------	18
1	----------	1	----------	----------	3	----------	----------	1	----------	1	----------	----------	----------	19
----------	1	----------	----------	2	----------	1	----------	----------	1	2	1	----------	----------	20
----------	1	----------	----------	1	----------	1	----------	----------	1	2	1	----------	----------	21
6	1	----------	----------	3	6	8	1	----------	3	----------	4	1	----------	22
4	1	----------	----------	3	3	6	1	----------	2	----------	2	1	----------	23
95	38	6	----------	193	143	220	209	89	75	170	123	12	2	24
49	19	3	----------	89	63	98	91	43	39	91	56	6	1	25
101	40	6	----------	198	149	229	216	89	79	172	128	13	2	26
145	59	32	2	227	149	253	221	99	140	226	144	10	----------	27
140	40	103	----------	227	120	281	216	140	117	258	101	15	2	28
13	----------	----------	----------	14	17	21	8	6	8	18	17	1	----------	29
9	2	9	----------	4	11	26	25	9	10	52	13	1	1	30
132	59	32	2	213	132	232	213	93	132	208	127	9	----------	31
131	38	94	----------	223	109	255	191	131	107	206	88	14	1	32
2,946	1,395	250	----------	3,012	3,904	3,274	2,664	2,125	1,901	3,434	3,184	184	38	33
4,323	1,732	605	3	3,643	4,873	4,506	3,252	2,986	2,339	4,524	3,988	275	172	34
28,165	35,905	1,119	----------	20,825	93,605	50,844	24,200	55,041	13,372	51,015	73,003	7,208	638	35
4,590	6,341	117	----------	3,194	14,081	7,288	3,979	5,427	2,427	9,181	10,410	973	3	36
1,748	1,292	48	----------	1,487	3,064	2,131	1,643	1,404	1,124	2,441	2,520	176	2	37
817	1,018	44	----------	482	2,413	1,577	813	939	445	1,159	1,826	323	1	38
390	632	14	----------	285	1,508	674	437	433	222	747	1,121	65	1	39
3,494	4,272	80	----------	2,791	12,156	7,483	3,533	5,325	1,622	7,282	10,238	995	1	40
1,459	1,138	36	----------	1,315	3,089	2,164	1,469	1,238	831	2,399	2,556	156	1	41
589	896	29	----------	427	2,118	1,234	484	1,200	257	1,026	1,805	195	----------	42
392	656	17	----------	315	1,602	850	358	752	198	811	1,343	82	----------	43
235	19	----------	----------	89	81	102	177	83	233	94	204	2	----------	44
66	14	----------	----------	39	51	44	54	37	30	49	62	2	----------	45
73	45	4	----------	76	127	50	72	75	55	48	111	4	----------	46
25	15	2	----------	24	42	19	33	25	18	25	18	3	----------	47
2,913	3,388	63	----------	2,088	9,696	5,946	2,537	3,830	1,397	5,958	8,700	550	----------	48
1,210	1,030	26	----------	1,013	2,636	1,817	1,139	1,003	632	1,933	2,259	124	----------	49
123	60	----------	----------	189	254	162	138	104	134	124	85	18	----------	50
68	24	----------	----------	94	115	68	37	37	58	67	35	5	----------	51
15,010	19,692	781	----------	11,374	51,833	26,441	12,107	37,774	6,688	25,869	39,408	4,117	633	52
3,008	1,550	189	----------	2,885	4,140	3,274	2,683	2,303	1,814	3,499	3,385	252	24	53
321	174	1	----------	115	846	561	360	284	114	274	216	31	----------	54
51	19	1	----------	48	107	87	64	34	38	50	38	7	----------	55
23,575	29,564	1,002	----------	17,631	79,524	43,556	20,221	49,614	10,945	41,834	62,593	6,235	635	56
26,319	26,488	1,864	17	18,376	75,919	42,930	20,817	43,698	12,637	43,517	65,001	5,613	663	57
29,094	28,427	2,682	39	19,358	83,561	49,835	23,498	55,747	16,977	53,399	76,668	11,378	2,607	58
18,658	20,012	1,601	17	13,988	58,233	31,372	13,847	35,205	8,430	32,142	47,628	4,643	458	59
17,856	20,163	1,813	29	13,646	60,449	31,894	13,495	42,396	8,543	37,558	52,184	7,813	2,423	60
841	49	17	----------	238	336	278	715	309	380	336	449	154	160	61
1,279	133	150	----------	269	452	564	544	577	452	364	490	150	95	62
9,526	2,396	215	----------	7,666	7,078	6,403	8,376	2,708	5,870	3,564	4,154	512	7	63
3,369	973	80	----------	3,230	2,251	2,422	3,006	849	2,228	920	1,337	252	7	64
359	134	10	----------	380	300	264	344	117	246	153	181	22	1	65
719	194	27	----------	720	582	545	645	199	471	330	373	52	----------	66
391	129	7	----------	444	266	282	414	76	312	189	201	15	----------	67
5,438	1,229	108	----------	3,716	4,245	3,436	4,725	1,560	3,171	2,314	2,444	208	----------	68
788	376	12	----------	838	815	737	897	323	596	845	681	32	----------	69
6,157	1,423	135	----------	4,436	4,827	3,981	5,370	1,859	3,642	2,644	2,817	260	----------	70
10,586	2,789	219	----------	8,404	7,343	7,263	10,912	2,667	6,827	5,289	5,129	144	186	71
23,818	6,766	2,340	----------	16,713	19,055	19,483	21,525	10,712	15,908	13,708	10,911	1,910	829	72
318,146	112,705	35,524	----------	319,012	314,731	310,005	251,785	308,380	167,645	319,332	436,602	34,684	2,558	73
3,446	1,600	306	----------	3,447	4,126	3,791	2,907	2,649	2,005	3,840	3,231	240	40	74
2,267,899	852,000	294,127	----------	2,338,830	2,543,277	2,332,377	1,964,775	2,466,490	1,269,926	2,633,376	3,862,867	218,715	22,815	75
1,897,258	779,649	476,490	750	1,937,263	2,137,851	2,212,824	1,594,325	2,571,957	1,179,379	2,180,960	3,437,827	123,342	52,020	76
1,454,644	632,079	396,919	1,821	1,418,451	1,545,245	1,554,253	1,363,873	1,427,668	842,501	1,566,475	2,029,051	229,653	76,732	77
1,712,849	587,771	240,994	----------	1,829,919	1,882,225	1,743,919	1,490,010	1,910,573	942,750	2,064,468	3,307,422	171,545	16,417	78
2,546	1,272	174	----------	2,880	3,093	2,952	2,312	1,708	1,648	2,795	2,508	153	11	79
736,965	385,569	188,027	----------	852,135	961,504	918,176	876,769	916,156	536,176	1,058,674	1,639,530	111,514	5,156	80
147,709	55,028	15,626	----------	151,016	158,967	151,383	127,900	152,088	80,968	166,693	241,539	13,939	1,360	81
3,441	1,592	304	----------	3,447	4,106	3,758	2,896	2,648	1,998	3,823	3,228	238	40	82
553,709	176,236	62,293	----------	540,685	510,546	511,548	399,168	520,246	307,735	580,863	717,433	64,967	3,382	83
3,468	1,589	305	----------	3,481	4,109	3,724	2,920	2,644	1,984	3,841	3,256	236	38	84
446,768	141,544	101,219	50	372,486	366,793	421,068	305,179	426,780	210,846	412,382	507,748	24,698	11,130	85
396,551	121,060	116,159	1,769	343,368	280,570	323,733	250,138	318,658	152,239	297,552	346,318	56,908	23,738	86
274,068	82,170	27,807	----------	263,714	218,507	245,278	197,153	220,607	116,988	291,868	358,653	36,933	700	87
2,030	974	115	----------	2,319	2,265	2,254	1,779	1,149	1,075	2,315	1,755	111	1	88
119,811	44,923	22,510	----------	109,517	94,740	121,930	96,687	93,527	54,116	126,938	126,051	15,428	1,543	89
340,399	107,714	43,737	----------	404,464	303,045	334,996	244,506	321,662	148,406	324,317	482,144	54,693	3,005	90
1,220	566	83	----------	1,404	1,313	1,274	965	864	641	1,059	1,034	89	19	91

County Table IV.—HORSES, MULES, CATTLE, AND SWINE ON FARMS, 1930, 1925, AND

[Other classes of livestock and livestock

	ITEM (See definitions in Introduction)	Rensselaer	Richmond	Rockland	St. Lawrence	Saratoga	Schenectady	Schoharie
	DOMESTIC ANIMALS							
1	**Horses on farms, Apr. 1, 1930, total** ... number	4,036	26	301	15,505	3,950	1,149	4,954
2	Colts born between Jan. 1 and Apr. 1, 1930 ... number	19		1	76	7	4	7
3	farms reporting	11		1	41	6	2	5
4	Colts born in 1929 (yearlings) ... number	24			297	40	4	18
5	farms reporting	23			262	32	4	17
6	Colts born in 1928 (2-year-olds) ... number	40			353	35	2	30
7	farms reporting	27			290	24	2	20
8	Horses born before 1928 ... number	3,953	26	300	14,779	3,868	1,139	4,899
9	farms reporting	1,705	12	142	5,682	1,712	468	1,949
10	**Horses and colts on farms, Apr. 1, born before Jan. 1, 1930** ... number	4,017	26	300	15,429	3,943	1,145	4,947
11	**Horses and colts on farms, Jan. 1, 1925** ... number	6,732	259	878	19,063	6,361	2,348	6,607
12	1920 ... number	7,351	315	1,180	22,573	7,314	2,820	7,512
13	Colts under 2 years of age, 1925 ... number	79		8	431	81	27	92
14	1920 ... number	230	7	23	1,388	207	109	399
15	Horses 2 years old and over, 1925 ... number	6,653	259	870	18,632	6,280	2,321	6,515
16	1920 ... number	7,121	308	1,157	21,185	7,107	2,711	7,113
17	**Mules on farms, Apr. 1, 1930, total** ... number	59		20	152	44	27	74
18	Mule colts born between Jan. 1 and Apr. 1, 1930 ... number				7			
19	farms reporting				3			
20	Mule colts born in 1929 (yearlings) ... number				4			
21	farms reporting				4			
22	Mule colts born in 1928 (2-year-olds) ... number				7	1		1
23	farms reporting				7	1		1
24	Mules born before 1928 ... number	59		20	134	43	27	73
25	farms reporting	29		9	57	24	13	37
26	**Mules and mule colts on farms, Apr. 1, born before Jan. 1, 1930** ... number	59		20	145	44	27	74
27	**Mules and mule colts on farms, Jan. 1, 1925** ... number	71	2	28	144	85	29	51
28	1920 ... number	47		47	86	70	25	45
29	Mule colts under 2 years of age, 1925 ... number	7		10	14			8
30	1920 ... number	2		10	7	15		3
31	Mules 2 years old and over, 1925 ... number	64	2	18	130	85	29	43
32	1920 ... number	45		37	79	55	25	42
33	**Farms reporting horses and (or) mules, 1930** ... number	1,731	12	148	5,751	1,734	475	1,970
34	1925 ... number	2,576	119	446	6,727	2,610	879	2,387
35	**Cattle on farms, Apr. 1, 1930, total** ... number	24,989	9	2,026	179,767	23,494	7,414	38,945
36	Calves born between Jan. 1 and Apr. 1, 1930 ... number	3,522		278	44,833	3,024	1,322	5,660
37	farms reporting	1,208		71	5,381	1,143	405	1,455
38	Steers and bulls born in 1929 (yearlings) ... number	732		151	8,364	855	230	1,060
39	farms reporting	404		39	2,236	414	139	736
40	Heifers born in 1929 (yearlings) ... number	3,567	1	248	20,894	3,526	903	5,411
41	farms reporting	1,251	1	72	4,533	1,271	327	1,474
42	Bulls born before 1929 ... number	481		47	3,145	534	197	839
43	farms reporting	421		37	2,470	392	150	692
44	Steers born in 1928 (2-year-olds) ... number	263			229	54	6	111
45	farms reporting	67			132	29	5	34
46	Steers born before 1928 ... number	29		5	101	27	17	55
47	farms reporting	16		3	48	14	3	11
	Heifers born in 1928 (2-year-olds)—							
48	Kept mainly for milk production ... number	2,742		196	15,939	2,570	750	3,985
49	farms reporting	980		48	4,017	1,045	274	1,213
50	Kept mainly for beef production ... number	97		6	124	104	53	163
51	farms reporting	51		3	65	47	18	45
	Cows and heifers born before 1928—							
52	Kept mainly for milk production ... number	13,233	8	1,095	85,754	12,657	3,915	20,864
53	farms reporting	1,961	7	175	5,975	1,987	571	1,950
54	Kept mainly for beef production ... number	323			384	143	21	797
55	farms reporting	75			57	37	4	62
56	**Cattle on farms, Apr. 1, born before Jan. 1, 1930** ... number	21,467	9	1,748	134,934	20,470	6,092	33,285
57	**Cattle on farms, Jan. 1, 1925** ... number	23,899	390	2,482	134,058	21,572	6,603	33,992
58	1920 ... number	23,301	274	2,641	142,056	23,009	7,014	37,450
	Cows and heifers 2 years old and over—							
59	Kept mainly for milk production, 1925 ... number	18,533	329	1,953	100,860	15,761	5,259	26,050
60	1920 ... number	16,510	234	1,792	104,367	15,644	4,961	26,304
61	Kept mainly for beef production, 1925 ... number	161	26	35	251	531	49	174
62	1920 ... number	417		114	803	231	87	109
63	**Swine on farms, Apr. 1, 1930, total** ... number	3,168	3	366	10,094	5,148	1,118	2,839
64	Pigs born between Jan. 1 and Apr. 1, 1930 ... number	1,301	1	99	3,592	1,634	584	726
65	farms reporting	165	1	7	448	152	85	99
66	Sows and gilts farrowing bet. Jan. 1 and June 1, 1930 ... number	328		31	744	550	123	257
67	farms reporting	191		6	366	265	69	159
68	Other swine born before Jan. 1, 1930 ... number	1,539	2	236	5,758	2,964	411	1,856
69	farms reporting	432	1	19	1,384	424	107	630
70	**Swine on farms, Apr. 1, born before Jan. 1, 1930** ... number	1,867	2	267	6,502	3,514	534	2,113
71	**Swine on farms, Jan. 1, 1925** ... number	3,746	598	289	12,661	4,036	1,095	3,207
72	1920 ... number	8,851	597	1,957	20,222	8,368	2,659	7,542
	CHICKENS AND CHICKEN EGGS							
73	Chickens over 3 months old, on farms, Apr. 1, 1930 ... number	184,221	2,557	53,746	246,588	150,336	46,408	148,417
74	farms reporting	2,199	27	264	5,753	2,145	640	2,009
75	Chicken eggs produced [1] in 1929 ... dozens	1,456,488	24,249	469,377	1,935,129	1,186,836	337,005	1,204,809
76	1924 ... dozens	1,245,638	73,723	551,726	1,979,272	1,231,614	344,358	1,446,117
77	1919 ... dozens	881,233	29,788	323,070	1,623,639	951,963	369,959	1,171,836
78	Chicken eggs sold in 1929 ... dozens	1,097,532	21,115	403,186	1,156,176	867,121	236,943	940,825
79	farms reporting	1,673	14	199	4,095	1,638	467	1,528
80	1919 ... dozens	559,230	5,581	160,009	947,726	625,101	247,137	901,817
81	Daily production of chicken eggs, April, 1930 ... number	92,737	1,378	24,707	133,410	75,066	22,301	77,317
82	farms reporting	2,198	27	262	5,743	2,135	639	1,978
83	Chickens raised [1] in 1929 ... number	352,234	1,290	138,624	354,115	291,639	87,397	207,457
84	farms reporting	2,221	22	258	5,806	2,160	653	1,849
85	1924 ... number	256,192	15,000	107,946	359,179	303,326	75,203	209,176
86	1919 ... number	177,847	5,847	87,542	174,994	202,674	57,972	160,818
87	Chickens sold alive or dressed in 1929 ... number	178,386	30	73,370	147,408	146,887	41,902	91,421
88	farms reporting	1,335	1	136	2,867	1,305	403	1,001
89	1919 ... number	68,529	370	26,717	93,954	91,255	20,692	53,619
90	Baby chicks bought in 1929 ... number	282,476	705	96,330	118,130	155,606	63,823	126,916
91	farms reporting	826	7	97	958	668	265	524

[1] Including estimates for incomplete reports.

1920; CHICKENS ON FARMS, 1930; AND CHICKEN EGGS, 1929, 1924, AND 1919—Continued

products are shown in Table IX]

Schuyler	Seneca	Steuben	Suffolk	Sullivan	Tioga	Tompkins	Ulster	Warren	Washington	Wayne	Westchester	Wyoming	Yates	
2,650	3,969	11,391	2,521	3,861	4,023	4,288	4,214	1,170	6,487	8,978	594	7,069	4,071	1
11	10	37	----------	18	3	8	16	3	8	18	5	42	9	2
9	5	26	----------	9	3	5	9	2	6	16	3	20	7	3
45	49	127	5	22	22	45	24	9	87	66	27	92	47	4
34	41	112	4	19	21	37	14	8	75	54	8	75	40	5
33	43	156	9	30	22	42	19	7	97	101	14	103	50	6
26	34	126	5	23	18	35	10	6	82	63	8	74	40	7
2,561	3,867	11,071	2,507	3,791	3,976	4,193	4,155	1,151	6,295	8,793	548	6,832	3,965	8
1,001	1,288	4,058	951	1,898	1,643	1,620	2,083	569	2,392	3,454	183	2,260	1,404	9
2,639	3,959	11,354	2,521	3,843	4,020	4,280	4,198	1,167	6,479	8,960	589	7,027	4,062	10
3,826	5,573	14,982	4,609	5,010	5,565	5,814	6,120	2,315	8,561	11,708	1,640	9,513	5,265	11
4,483	6,905	17,870	5,870	6,620	6,219	7,305	8,075	2,998	10,040	14,229	2,815	10,660	6,368	12
56	102	346	15	63	124	119	48	50	150	99	32	128	76	13
195	287	1,119	64	282	328	350	195	138	527	489	155	605	332	14
3,770	5,471	14,636	4,594	4,947	5,441	5,695	6,072	2,265	8,411	11,609	1,608	9,385	5,189	15
4,288	6,618	16,751	5,806	6,338	5,891	6,955	7,880	2,860	9,513	13,740	2,660	10,055	6,036	16
121	97	315	78	64	161	156	56	10	44	183	18	93	101	17
----------	----------	8	----------	----------	----------	2	----------	----------	----------	2	1	----------	----------	18
----------	----------	5	----------	----------	----------	2	----------	----------	----------	2	1	----------	----------	19
2	1	4	----------	1	2	----------	----------	----------	----------	3	----------	----------	1	20
2	1	4	----------	1	2	----------	----------	----------	----------	2	----------	----------	1	21
----------	5	2	1	----------	7	8	----------	----------	1	1	----------	2	1	22
----------	2	2	1	----------	2	6	----------	----------	1	1	----------	2	1	23
119	91	301	77	63	152	146	56	10	43	177	17	91	99	24
62	44	151	38	35	67	67	32	8	23	87	9	45	48	25
121	97	307	78	64	161	154	56	10	44	181	17	93	101	26
154	82	321	119	135	196	150	125	7	75	203	37	102	144	27
140	95	289	213	92	204	152	116	28	61	230	101	123	142	28
13	8	26	8	5	17	12	11	1	7	7	----------	7	5	29
9	20	35	7	10	25	32	10	5	8	31	3	12	12	30
141	74	295	111	130	179	138	114	6	68	196	37	95	139	31
131	75	254	206	82	179	120	106	23	53	199	98	111	130	32
1,028	1,306	4,135	963	1,930	1,673	1,648	2,111	574	2,411	3,508	187	2,286	1,425	33
1,409	1,653	5,019	1,731	2,493	2,099	2,008	2,995	1,147	2,877	4,199	545	2,861	1,720	34
7,774	12,945	62,069	5,279	30,253	27,327	21,864	24,853	5,936	51,533	27,027	5,816	41,367	11,353	35
1,324	2,008	11,444	703	4,511	3,639	2,925	3,162	889	8,135	5,087	890	7,381	1,838	36
609	786	3,233	348	1,453	1,207	1,022	1,183	370	1,914	2,093	183	1,787	825	37
215	387	1,852	124	903	731	811	768	301	1,481	660	188	1,098	496	38
123	219	1,084	60	538	420	368	427	176	772	384	55	591	236	39
1,118	1,901	9,002	588	4,733	4,688	3,502	3,630	924	7,425	3,285	701	5,317	1,605	40
557	763	2,889	260	1,569	1,342	1,178	1,222	406	1,921	1,553	140	1,586	719	41
170	244	1,411	134	503	595	589	553	154	1,116	545	137	970	222	42
120	201	1,067	78	378	456	386	387	90	834	454	79	699	183	43
45	46	184	10	60	56	44	110	18	64	190	86	104	145	44
23	23	88	5	39	22	25	27	15	26	46	9	37	52	45
21	43	94	23	91	64	51	70	15	37	27	7	43	32	46
9	13	40	8	34	18	14	26	9	19	16	4	14	19	47
940	1,510	7,393	257	3,881	3,913	2,878	2,534	618	5,839	2,483	506	4,570	1,274	48
441	634	2,551	134	1,290	1,164	1,000	888	291	1,674	1,157	118	1,395	587	49
100	108	204	35	79	58	68	177	49	49	106	93	194	136	50
53	43	98	20	47	34	49	61	36	33	50	12	57	61	51
3,758	6,522	30,016	3,357	15,314	13,405	10,794	13,768	2,943	27,207	14,452	3,152	21,461	5,437	52
1,041	1,339	4,288	1,131	2,458	1,828	1,735	2,448	765	2,539	3,394	279	2,347	1,313	53
83	176	469	48	178	178	202	81	25	180	192	56	229	168	54
26	34	114	20	55	20	62	30	12	42	58	3	33	62	55
6,450	10,937	50,625	4,576	25,742	23,688	18,939	21,691	5,047	43,398	21,940	4,926	33,986	9,515	56
7,238	10,543	47,418	5,735	23,417	23,146	16,667	22,554	7,169	40,566	24,839	7,428	35,221	9,527	57
9,369	11,383	56,463	8,023	33,638	26,837	22,390	30,763	8,705	44,561	28,198	11,410	40,435	11,012	58
5,364	7,379	34,529	4,786	18,747	16,355	11,958	16,825	5,284	29,861	17,503	5,508	25,865	6,394	59
5,954	6,828	37,721	5,344	22,314	17,018	14,320	20,121	5,487	31,149	19,718	7,600	28,104	6,137	60
165	247	704	31	199	117	238	390	107	379	471	242	421	249	61
101	199	593	236	263	219	310	536	91	325	572	493	439	185	62
2,464	4,253	5,655	2,548	2,389	1,706	3,438	3,910	842	3,535	7,815	469	3,669	3,199	63
753	1,331	1,659	847	921	546	1,127	1,671	248	1,235	2,721	197	1,179	1,027	64
91	148	266	168	159	94	123	164	36	149	393	21	159	134	65
210	352	365	214	200	156	314	339	82	335	561	41	247	225	66
125	212	232	60	108	91	157	194	52	229	356	13	139	166	67
1,501	2,570	3,631	1,487	1,268	1,004	1,997	1,900	512	1,965	4,533	231	2,243	1,947	68
389	502	1,111	261	419	366	471	477	181	624	1,109	34	522	459	69
1,711	2,922	3,996	1,701	1,468	1,160	2,311	2,239	594	2,300	5,094	272	2,490	2,172	70
2,446	5,326	7,520	3,305	1,660	1,913	3,391	4,386	1,048	4,158	8,452	1,164	4,414	4,420	71
4,160	10,158	15,204	11,637	6,248	4,041	6,733	12,621	2,455	10,014	20,840	5,758	10,053	8,784	72
163,019	135,706	316,149	217,478	372,932	248,597	214,941	471,781	37,717	175,487	396,432	66,365	185,776	155,109	73
1,163	1,452	4,409	1,394	2,502	1,927	1,946	2,933	733	2,553	3,879	313	2,407	1,470	74
1,446,368	1,043,855	2,690,207	1,911,666	3,337,806	2,276,220	1,844,382	4,217,835	299,665	1,458,852	3,183,242	529,463	1,526,836	1,273,763	75
1,136,993	959,915	2,249,275	2,514,127	2,714,260	1,834,224	1,604,765	3,196,817	443,951	1,337,288	2,425,121	837,780	1,494,900	1,010,959	76
634,962	612,146	1,760,886	1,532,113	1,591,539	981,984	1,012,464	2,207,657	306,704	971,869	1,771,210	1,122,020	932,976	721,230	77
1,234,775	820,094	2,097,484	1,519,699	2,699,484	1,905,451	1,483,906	3,588,063	210,040	1,006,279	2,577,946	379,265	1,110,032	1,072,871	78
946	1,153	3,633	729	1,887	1,552	1,562	2,113	502	1,989	3,204	193	1,905	1,269	79
496,994	430,288	1,175,709	924,026	1,056,090	709,727	742,098	1,377,509	183,165	591,481	1,243,842	617,318	609,539	520,534	80
89,656	67,695	167,261	95,364	187,616	129,733	112,596	244,543	19,502	92,911	203,677	29,249	91,537	84,111	81
1,161	1,449	4,392	1,394	2,480	1,919	1,928	2,929	732	2,549	3,853	313	2,386	1,454	82
260,618	233,332	441,270	424,427	604,891	359,294	330,137	766,198	68,599	299,929	624,533	118,450	254,512	208,740	83
1,180	1,464	4,376	1,400	2,496	1,889	1,915	2,972	733	2,568	3,822	316	2,350	1,322	84
194,378	179,504	337,895	473,114	461,260	216,610	213,176	519,781	84,888	241,863	441,922	137,664	200,965	145,778	85
123,455	116,080	280,953	393,381	332,434	152,845	150,375	408,071	79,294	174,063	350,750	218,800	164,411	121,232	86
148,317	118,675	197,302	174,755	257,729	170,454	155,495	352,388	30,411	149,413	306,024	47,955	108,343	113,892	87
739	1,010	2,303	375	1,157	1,101	1,062	1,454	350	1,483	2,332	123	1,202	962	88
47,874	47,287	85,013	124,033	117,533	53,318	55,416	170,851	23,017	62,199	106,795	50,841	36,734	42,247	89
174,456	118,448	236,441	213,717	528,444	251,773	184,903	598,349	35,152	199,812	395,818	67,827	159,874	138,877	90
390	485	1,337	340	1,028	659	595	1,206	171	682	1,391	131	857	493	91

County Table V.—ACREAGE OF GRAIN AND FORAGE CROPS, HAY CROPS, TOBACCO, AND

[Additional crops are shown

	Item (See definitions in Introduction)	The State	Albany	Allegany	Bronx	Broome	Cattaraugus	Cayuga	Chautauqua	Chemung
	CROPS									
	Grain and forage crops:									
1	Corn, total ... 1929 ... acres	557,873	5,085	8,028	5	6,492	11,657	19,465	15,472	5,771
2	farms reporting	89,491	855	1,653	1	1,287	2,293	2,722	3,102	891
3	Harvested for grain ... acres	110,694	1,122	250	.....	398	244	7,366	1,113	662
4	bushels	4,283,820	28,852	8,875	.....	16,029	7,631	350,486	36,675	29,136
5	farms reporting	30,091	283	108	.....	221	103	1,732	457	223
6	Cut for silage ... acres	340,063	2,545	5,768	.....	5,015	8,365	9,713	11,078	4,660
7	tons	2,923,935	14,680	48,204	.....	45,069	68,305	86,050	84,909	36,926
8	farms reporting	40,834	271	895	.....	699	1,226	1,087	1,657	417
9	Cut for fodder ... acres	97,443	1,184	1,877	5	1,021	2,916	2,038	3,066	1,012
10	Hogged or grazed off ... acres	9,673	234	133	.....	58	132	348	215	37
11	Corn, total ... 1924 ... acres	652,716	7,024	8,958	63	7,454	15,145	21,599	21,301	7,074
12	Wheat threshed, total ... 1929 ... acres	238,874	819	958	.....	235	300	14,430	964	1,668
13	bushels	3,817,648	13,299	16,081	.....	4,531	4,537	257,246	14,446	31,331
14	Winter wheat ... acres	230,449	755	725	.....	159	223	14,166	659	1,601
15	bushels	3,681,980	12,535	12,089	.....	3,231	3,348	252,523	11,184	30,006
16	farms reporting	23,551	135	141	.....	45	49	1,573	174	273
17	Spring wheat, other than durum or macaroni ... acres	8,425	64	233	.....	76	77	264	305	67
18	bushels	135,668	764	3,992	.....	1,300	1,189	4,723	3,262	1,325
19	farms reporting	1,747	14	44	.....	23	34	29	107	19
20	Wheat, total ... 1924 ... acres	313,792	1,864	1,341	.....	240	537	19,528	1,204	2,127
21	1919 ... acres	463,461	2,839	3,377	.....	792	1,731	27,850	3,159	2,370
22	Oats threshed ... 1929 ... acres	558,462	5,545	16,174	.....	7,300	15,207	14,468	16,888	6,390
23	bushels	12,775,284	101,062	343,889	.....	183,255	352,074	326,255	360,165	146,405
24	farms reporting	61,523	598	1,457	.....	1,110	1,742	1,680	2,539	768
25	1924 ... acres	869,166	11,166	32,924	.....	10,375	27,940	25,760	28,122	10,243
26	1919 [1] ... acres	937,553	16,648	36,614	.....	13,423	29,714	24,717	28,181	12,488
27	Oats cut and fed unthreshed ... 1929 ... acres	77,282	541	1,032	.....	1,089	2,603	473	1,605	259
28	farms reporting	15,638	123	219	.....	312	574	104	496	66
29	1924 ... acres	86,516	434	869	.....	1,490	3,059	240	1,527	235
30	Barley threshed ... 1929 ... acres	75,934	120	2,771	.....	202	901	8,920	1,524	533
31	bushels	1,548,560	1,693	52,332	.....	4,074	19,461	191,211	27,931	10,446
32	farms reporting	13,233	30	516	.....	51	214	1,055	357	111
33	1924 ... acres	86,070	292	3,610	.....	181	1,041	9,564	842	684
34	1919 ... acres	116,109	477	3,871	.....	281	982	11,713	1,423	1,067
35	Rye threshed ... 1929 ... acres	19,273	900	159	.....	111	36	153	125	290
36	bushels	288,938	13,439	2,585	.....	1,619	480	2,518	1,746	4,401
37	farms reporting	2,907	110	15	.....	20	10	25	38	42
38	1924 ... acres	35,851	2,267	191	.....	87	85	174	234	549
39	1919 ... acres	115,661	9,722	466	.....	434	140	734	416	2,101
40	Buckwheat threshed ... 1929 ... acres	171,044	5,354	8,246	.....	3,942	5,115	12,516	6,531	6,377
41	bushels	2,452,508	72,958	96,410	.....	66,908	75,753	227,242	101,977	75,569
42	farms reporting	26,053	547	1,238	.....	847	960	1,014	1,155	721
43	1924 ... acres	217,819	7,600	9,452	.....	4,537	6,905	16,887	8,503	8,105
44	1919 ... acres	217,946	8,660	9,450	.....	5,374	7,504	9,977	10,650	6,955
45	**Hay crops, total [3]** ... 1929 ... acres	4,096,681	50,986	103,649	9	81,246	105,984	87,077	99,454	31,704
46	tons	5,154,974	53,506	103,632	20	91,525	148,435	120,201	150,404	35,400
47	1924 ... acres	5,015,603	79,198	136,907	16	108,150	137,930	111,612	127,337	46,599
48	1919 ... acres	4,987,520	79,070	140,935	8	103,123	135,584	108,007	117,743	45,765
49	Timothy and (or) timothy and clover mixed ... 1929 ... acres	3,098,424	36,365	93,518	4	60,283	97,527	62,079	89,849	24,395
50	tons	3,874,295	38,117	90,518	10	70,348	134,418	78,166	134,949	25,473
51	farms reporting	123,715	1,421	3,013	1	2,438	3,658	3,031	5,070	1,283
52	1924 ... acres	3,843,553	62,867	128,263	16	67,288	124,610	89,547	118,654	41,770
53	1919 ... acres	3,990,246	64,131	134,084	8	74,708	128,958	92,285	111,910	40,384
54	Clovers—red, alsike, and mammoth ... 1929 ... acres	215,621	3,167	5,184	.....	2,523	3,486	5,729	3,538	2,913
55	tons	351,148	4,490	7,278	.....	4,337	6,564	8,894	7,432	4,956
56	farms reporting	19,439	269	388	.....	254	390	548	474	282
57	1924 ... acres	118,074	1,320	2,470	.....	2,182	2,407	2,161	2,813	1,250
58	Clovers—sweet, crimson, and Japan ... 1929 ... acres	13,384	190	111	.....	201	48	414	77	75
59	tons	19,765	233	174	.....	293	81	661	133	107
60	farms reporting	1,527	21	17	.....	13	13	59	18	12
61	1924 ... acres	5,965	98	45	.....	111	69	293	33	69
62	Clover alone, all kinds ... 1919 ... acres	121,959	2,294	2,090	.....	1,492	1,552	3,382	1,666	1,132
63	Alfalfa ... 1929 ... acres	190,075	2,222	1,501	.....	724	1,338	16,893	833	1,279
64	tons	360,164	3,781	2,907	.....	1,512	2,815	30,430	2,124	2,843
65	farms reporting	21,113	290	260	.....	124	232	1,526	240	189
66	1924 ... acres	198,031	1,651	1,165	.....	723	968	15,750	584	597
67	1919 ... acres	119,783	1,124	604	.....	163	392	10,007	377	156
68	Other tame grasses ... 1929 ... acres	492,471	8,363	2,576	.....	15,658	1,835	1,426	4,025	2,259
69	tons	440,062	6,212	1,871	.....	12,053	2,248	1,385	4,394	1,568
70	farms reporting	21,825	272	159	.....	722	183	104	317	195
71	1924 ... acres	739,290	11,670	3,659	.....	33,753	8,058	3,358	3,434	2,564
72	1919 ... acres	595,829	10,908	971	.....	20,579	593	1,741	1,487	3,797
73	Wild grasses cut on farms ... 1929 ... acres	42,081	448	126	5	517	291	356	395	673
74	tons	37,275	400	83	10	431	288	320	324	329
75	farms reporting	3,196	22	13	1	43	24	33	43	53
76	1924 ... acres	80,663	1,508	847	.....	3,753	461	280	1,113	285
77	1919 ... acres	65,530	175	440	.....	4,793	287	291	228	96
78	Small grains cut for hay ... 1929 ... acres	39,173	143	607	.....	1,239	1,420	126	605	88
79	tons	65,824	200	759	.....	2,405	1,969	279	879	101
80	farms reporting	8,493	21	146	.....	339	302	33	220	18
81	1924 ... acres	28,181	75	438	.....	279	1,299	188	602	53
82	1919 ... acres	88,708	389	2,658	.....	1,215	3,676	259	1,986	148
83	Annual legumes saved for hay ... 1929 ... acres	5,452	88	26	.....	101	39	54	132	22
84	tons	6,441	73	42	.....	146	52	66	169	23
85	farms reporting	535	5	13	.....	13	8	8	25	2
86	1924 ... acres	1,846	9	20	.....	61	58	35	104	11
87	1919 ... acres	5,465	49	88	.....	173	126	42	89	52
	Other field crops:									
88	Tobacco ... 1929 ... acres	824	.....	.....	.....	.....	.....	68	1	279
89	pounds	925,883	.....	.....	.....	.....	.....	67,893	800	335,577
90	farms reporting	247	.....	.....	.....	.....	.....	28	1	59
91	1924 ... acres	1,897	.....	.....	.....	2	.....	191	.....	591
92	1919 ... acres	2,613	(2)	.....	.....	(2)	.....	266	.....	606
93	Potatoes (Irish or white) ... 1929 ... acres	212,400	691	7,385	.....	2,971	3,511	4,183	4,252	1,992
94	bushels	21,445,436	35,364	731,476	.....	254,318	345,891	444,863	368,432	156,506
95	farms reporting	115,606	997	2,703	.....	2,247	3,302	3,046	4,586	1,268
96	1924 ... acres	285,586	1,330	9,913	127	3,880	5,439	5,968	5,506	2,545
97	1919 ... acres	310,403	2,738	9,039	18	5,005	5,067	6,161	5,667	2,641

[1] Not exactly comparable, see text, p. 5.

[2] Less than 1 acre.

[3] See text, "Hay," p. 5.

POTATOES, 1929, 1924, AND 1919, WITH PRODUCTION AND NUMBER OF FARMS REPORTING, 1929

in Tables VI, VII, and VIII]

Chenango	Clinton	Columbia	Cortland	Delaware	Dutchess	Erie	Essex	Franklin	Fulton	Genesee	Greene	Hamilton	Herkimer	Jefferson	Kings	Lewis	
10,525	8,826	10,413	7,158	4,766	16,343	18,604	3,172	6,972	3,662	9,685	4,173	64	11,268	17,933	--------	5,255	1
1,885	1,481	1,243	1,071	1,217	1,375	3,418	707	1,332	608	1,549	733	43	1,581	2,400	--------	1,124	2
466	586	4,332	271	87	4,177	2,605	412	327	453	1,834	1,241	11	331	700	--------	146	3
22,260	21,033	109,038	12,381	3,740	158,503	76,514	14,714	10,051	15,140	79,170	38,479	545	15,255	28,788	--------	5,156	4
215	258	754	145	61	757	967	194	184	163	581	273	6	194	253	--------	73	5
8,988	5,539	4,286	6,422	3,996	10,603	11,282	1,606	4,178	2,660	6,180	1,745	2	9,442	14,324	--------	4,077	6
98,739	40,131	26,080	73,022	44,772	88,336	77,767	11,161	33,911	22,502	48,126	11,713	14	97,987	126,040	--------	43,545	7
1,377	625	349	789	858	719	1,397	188	480	302	717	218	1	1,084	1,536	--------	599	8
1,020	2,504	1,642	419	607	1,319	4,435	1,075	2,338	459	1,406	1,076	51	1,372	2,586	--------	944	9
51	197	153	46	76	184	282	79	129	90	265	111	--------	123	323	--------	88	10
10,381	11,637	14,758	7,014	5,986	15,722	24,941	3,659	8,986	4,051	11,827	5,464	105	12,039	23,339	16	7,097	11
178	336	447	132	35	867	10,638	60	74	30	21,966	449	--------	153	745	--------	147	12
3,928	6,120	7,647	3,267	619	15,684	132,874	1,253	1,600	412	341,088	7,813	--------	3,613	10,549	--------	2,834	13
66	11	377	65	6	839	10,218	7	6	24	21,844	441	--------	26	116	--------	12	14
1,337	173	6,757	1,554	57	15,154	127,315	129	90	270	338,878	7,735	--------	707	1,633	--------	210	15
17	3	42	18	4	114	1,382	5	1	4	1,571	77	--------	5	19	--------	2	16
112	325	70	67	29	28	420	53	68	6	122	8	--------	127	629	--------	135	17
2,591	5,947	890	1,713	562	530	5,559	1,124	1,510	142	2,210	78	--------	2,906	8,916	--------	2,624	18
23	39	8	12	8	8	116	14	18	3	19	4	--------	28	172	--------	22	19
286	372	708	227	66	1,280	16,077	119	326	61	26,857	826	7	282	1,400	--------	89	20
1,046	2,610	1,155	946	361	4,763	20,553	807	2,316	244	35,160	1,699	3	859	5,418	--------	547	21
7,576	11,792	7,196	4,912	4,243	7,049	26,998	3,285	11,181	3,875	10,867	2,340	36	6,282	41,204	--------	12,577	22
224,502	319,633	139,348	147,049	123,982	193,577	446,225	73,490	353,702	101,818	253,271	53,274	865	172,170	886,788	--------	379,851	23
1,152	1,354	754	660	807	652	3,079	396	1,208	520	1,266	351	13	766	2,157	--------	1,049	24
10,411	17,312	10,426	10,553	6,579	8,516	37,273	5,603	15,062	5,768	16,247	3,667	116	12,235	65,560	--------	18,953	25
14,269	19,839	16,946	9,199	13,544	10,731	33,517	8,546	19,460	7,641	15,044	7,847	305	10,848	58,402	--------	17,441	26
1,465	4,372	817	963	1,775	1,466	2,904	1,659	5,813	445	364	750	140	1,826	2,675	--------	1,472	27
439	756	153	210	523	229	544	423	978	126	63	187	66	385	416	--------	362	28
1,386	5,094	1,085	893	3,591	2,017	711	1,851	5,897	821	115	862	271	2,321	4,151	--------	2,706	29
379	1,476	88	416	68	87	1,562	303	630	38	3,169	15	(1)	723	1,415	--------	272	30
11,168	37,256	1,746	10,762	671	1,629	25,317	6,748	17,539	670	69,252	266	4	21,904	21,482	--------	6,981	31
94	175	16	93	16	14	419	72	155	16	585	4	1	147	233	--------	59	32
661	1,094	174	384	82	107	1,685	370	648	128	3,753	70	--------	1,034	2,081	--------	838	33
462	2,029	283	508	127	207	2,463	558	1,311	231	8,577	87	7	751	3,020	--------	566	34
24	25	2,705	32	14	432	1,370	--------	29	30	478	290	--------	--------	23	--------	15	35
660	190	37,315	590	183	8,203	15,961	--------	350	356	5,895	5,436	--------	--------	195	--------	170	36
4	4	197	7	6	47	296	--------	9	14	64	55	--------	--------	8	--------	4	37
33	210	5,103	27	24	763	2,875	12	168	27	556	1,023	--------	28	83	--------	15	38
79	295	17,153	55	227	4,952	3,519	111	420	178	2,778	3,646	1	41	89	--------	128	39
1,539	1,869	1,444	1,408	948	529	5,879	249	612	702	1,811	1,262	8	309	1,115	--------	193	40
26,512	24,841	15,534	25,190	17,008	10,300	75,084	2,933	11,523	12,120	26,934	14,214	143	4,826	14,595	--------	3,182	41
403	383	274	325	369	119	1,210	85	212	197	299	242	8	99	262	--------	76	42
2,622	2,400	2,556	2,374	1,918	1,035	9,460	511	765	1,743	2,009	2,409	45	767	1,262	--------	219	43
2,963	3,382	3,849	2,692	5,443	2,274	7,793	1,232	1,232	2,203	1,555	3,821	96	1,265	2,493	--------	567	44
119,997	103,447	54,564	66,749	162,762	65,122	107,747	50,210	96,728	32,134	47,039	48,677	3,354	91,775	219,761	--------	97,606	45
146,471	118,855	57,047	92,242	223,951	75,338	132,286	51,914	112,865	35,277	67,965	51,671	2,967	122,854	285,552	--------	134,152	46
139,613	102,911	79,339	75,751	170,197	80,760	139,714	61,163	95,530	53,075	58,451	64,471	5,333	103,861	230,668	13	106,071	47
140,760	110,339	81,233	85,160	161,957	92,712	132,712	58,691	94,450	46,703	63,969	62,562	5,496	98,301	220,028	--------	100,709	48
77,550	78,706	34,845	47,468	118,439	41,557	92,119	34,652	87,818	22,693	31,832	30,976	1,026	83,544	196,124	--------	68,443	49
104,367	90,769	37,104	68,834	172,959	48,433	103,734	37,781	102,436	25,187	41,769	34,965	1,214	110,657	251,500	--------	100,535	50
2,611	2,406	1,378	1,701	3,438	1,482	5,040	1,344	2,624	841	1,869	1,283	111	2,173	4,127	--------	2,085	51
79,966	88,108	44,538	54,008	103,192	48,931	123,755	42,756	83,049	34,777	45,270	31,670	1,043	86,426	220,045	13	78,254	52
94,164	95,851	46,694	69,392	134,267	57,970	123,644	43,102	81,573	28,903	55,526	36,744	2,708	81,880	209,134	--------	76,544	53
2,491	2,461	2,422	2,867	2,324	3,587	7,086	1,015	1,508	1,104	4,496	1,083	50	1,303	8,742	--------	1,019	54
4,769	3,753	3,710	6,157	4,743	5,725	10,678	1,624	2,790	1,567	7,735	1,610	54	2,328	15,587	--------	2,020	55
255	225	222	293	278	282	760	104	153	72	387	133	8	121	401	--------	91	56
1,529	515	2,451	2,381	1,851	1,472	3,723	465	558	1,443	3,829	503	2	1,982	1,509	--------	612	57
107	256	131	80	130	314	1,285	50	63	25	392	175	25	163	330	--------	74	58
125	295	176	144	207	405	1,728	56	95	62	608	262	20	207	589	--------	82	59
14	16	16	10	15	25	182	8	7	4	43	16	2	10	32	--------	5	60
50	54	127	374	19	240	291	30	28	33	268	26	--------	125	137	--------	31	61
1,629	1,014	1,787	1,942	959	1,763	3,729	527	1,379	527	1,761	896	35	1,062	3,157	--------	387	62
809	1,906	2,006	1,429	953	2,845	4,296	1,283	2,062	122	7,804	1,185	--------	1,726	4,055	--------	978	63
1,601	3,696	3,283	3,497	2,025	5,504	7,240	2,630	2,337	198	14,277	1,984	--------	3,350	7,280	--------	2,199	64
138	185	197	213	197	286	642	168	109	14	874	197	--------	217	340	--------	132	65
1,045	568	1,940	1,218	412	1,296	2,096	1,218	264	114	8,090	1,224	--------	3,440	1,809	--------	943	66
157	336	305	654	45	957	1,139	380	39	63	5,080	433	11	1,192	472	--------	201	67
35,672	15,403	14,405	11,534	36,032	15,738	2,002	11,179	3,234	6,499	2,114	12,871	2,230	3,581	8,531	--------	22,209	68
29,984	14,337	12,099	9,907	35,042	13,820	1,903	8,387	2,689	6,620	3,086	10,906	1,661	3,865	8,279	--------	22,754	69
1,122	626	589	627	1,287	599	154	515	177	324	152	546	117	186	277	--------	740	70
52,350	9,979	27,783	16,197	57,044	27,726	8,425	13,752	8,049	15,856	639	27,696	3,914	10,931	5,470	--------	21,492	71
40,872	6,687	27,697	10,176	20,559	30,235	2,127	11,294	6,003	15,540	875	22,256	2,260	11,166	1,489	--------	14,258	72
991	1,843	567	2,266	355	302	365	1,665	1,077	1,397	233	1,851	20	165	1,016	--------	3,620	73
728	1,502	400	1,301	362	257	320	946	912	1,145	186	1,114	15	190	1,036	--------	4,454	74
52	109	42	112	26	21	45	140	110	74	23	84	5	19	58	--------	295	75
3,132	2,540	2,125	1,220	6,028	801	1,055	2,350	1,458	787	196	2,825	295	264	795	--------	3,947	76
2,107	4,692	902	1,563	1,840	254	365	2,541	1,583	1,355	408	571	206	678	1,135	--------	5,054	77
2,028	2,725	122	859	4,174	530	508	313	945	249	100	480	2	1,275	850	--------	1,175	78
4,378	4,371	183	2,089	8,168	850	589	430	1,556	443	175	767	2	2,229	1,167	--------	1,981	79
568	386	17	243	910	74	119	70	206	51	24	177	1	286	135	--------	258	80
1,411	1,124	160	337	1,584	273	301	476	2,084	65	145	520	79	650	888	--------	791	81
1,733	1,665	3,765	1,247	4,111	1,350	1,621	802	3,835	277	242	1,542	276	2,166	4,512	--------	4,225	82
343	147	66	246	355	249	86	53	21	45	68	56	1	18	113	--------	88	83
519	132	92	313	445	344	88	60	50	55	129	63	1	28	114	--------	127	84
33	5	8	42	21	13	18	5	2	2	6	7	1	2	6	--------	8	85
130	23	215	16	67	21	68	116	40	--------	14	7	--------	43	15	--------	1	86
98	94	83	186	176	183	87	45	38	38	77	120	--------	157	129	--------	40	87
--------	--------	--------	--------	--------	1	--------	--------	--------	--------	--------	--------	--------	--------	--------	--------	(2)	88
--------	--------	--------	--------	--------	420	--------	--------	--------	--------	--------	--------	--------	--------	--------	--------	60	89
--------	--------	--------	--------	--------	1	--------	--------	--------	--------	--------	--------	--------	--------	--------	--------	1	90
--------	--------	1	--------	--------	8	--------	--------	--------	--------	--------	--------	--------	--------	--------	--------	--------	91
(2)	(2)	--------	--------	(2)	35	(2)	--------	(2)	--------	--------	(2)	--------	--------	--------	--------	(2)	92
2,180	4,385	1,160	2,926	1,883	972	11,430	1,244	4,042	945	5,735	538	116	1,755	1,893	--------	1,679	93
242,794	459,058	59,256	421,775	156,518	78,105	906,014	78,563	558,980	78,639	679,959	29,515	12,182	155,643	193,698	--------	178,322	94
2,569	2,261	1,349	1,575	2,941	1,317	4,532	1,245	2,264	946	2,018	745	148	1,867	2,933	--------	2,117	95
3,052	6,297	2,131	3,882	2,614	1,358	18,364	1,785	5,350	1,801	8,692	1,024	230	2,555	2,959	80	2,300	96
3,996	7,680	2,745	3,777	3,891	3,514	17,259	2,530	7,545	2,007	7,990	1,888	236	3,019	2,768	418	2,586	97

County Table V.—ACREAGE OF GRAIN AND FORAGE CROPS, HAY CROPS, TOBACCO, AND POTATOES,

[Additional crops are shown

	ITEM (See definitions in Introduction)	Living-ston	Madison	Monroe	Mont-gomery	Nassau	New York	Niagara	Oneida	Onondaga
	CROPS									
	Grain and forage crops:									
1	Corn, total ... 1929 ... acres	13,175	15,791	16,593	12,543	522	-------	15,033	20,879	22,748
2	farms reporting	1,424	2,112	2,680	1,310	55	-------	2,632	3,234	3,113
3	Harvested for grain ... acres	1,633	1,137	5,465	1,167	246	-------	4,140	1,394	5,413
4	bushels	62,667	52,478	224,807	42,980	7,612	-------	137,518	65,028	244,556
5	farms reporting	413	465	1,499	339	33	-------	1,055	690	1,620
6	Cut for silage ... acres	8,538	13,397	7,926	10,362	215	-------	5,195	17,049	13,930
7	tons	66,774	139,548	58,098	78,794	1,564	-------	30,389	175,884	131,182
8	farms reporting	726	1,553	872	973	13	-------	579	2,181	1,387
9	Cut for fodder ... acres	2,066	1,063	2,869	823	55	-------	5,485	2,168	2,997
10	Hogged or grazed off ... acres	938	194	333	191	6	-------	213	268	408
11	Corn, total ... 1924 ... acres	11,079	15,117	19,898	11,809	1,197	-------	19,270	21,076	23,605
12	Wheat threshed, total ... 1929 ... acres	19,336	1,364	29,744	723	34	-------	22,237	965	7,923
13	bushels	311,290	28,249	488,989	11,159	675	-------	267,306	18,782	153,292
14	Winter wheat ... acres	19,150	1,253	29,522	400	34	-------	22,054	697	7,487
15	bushels	308,419	26,044	485,480	7,126	675	-------	264,298	14,545	145,190
16	farms reporting	1,216	248	2,410	71	6	-------	2,308	180	979
17	Spring wheat, other than durum or macaroni ... acres	186	111	222	323	-------	-------	183	268	436
18	bushels	2,871	2,205	3,509	4,033	-------	-------	3,008	4,237	8,102
19	farms reporting	24	29	27	79	-------	-------	24	88	87
20	Wheat, total ... 1924 ... acres	23,905	1,198	37,746	607	25	-------	26,707	744	10,131
21	1919 ... acres	31,054	3,469	47,085	2,071	361	-------	33,652	3,164	16,382
22	Oats threshed ... 1929 ... acres	15,288	6,988	19,431	10,778	-------	-------	18,518	10,180	12,184
23	bushels	323,118	182,221	408,287	239,230	-------	-------	469,818	264,221	274,961
24	farms reporting	1,283	916	2,272	829	-------	-------	2,305	1,495	1,388
25	1924 ... acres	20,204	14,669	24,540	17,995	-------	-------	20,486	16,672	22,997
26	1919 [1] ... acres	20,289	14,335	25,565	15,918	197	-------	14,302	18,608	22,617
27	Oats cut and fed unthreshed ... 1929 ... acres	319	867	692	378	1	-------	299	3,306	1,239
28	farms reporting	46	206	108	63	1	-------	67	779	275
29	1924 ... acres	72	886	187	536	35	-------	210	2,927	522
30	Barley threshed ... 1929 ... acres	3,813	2,043	2,914	425	-------	-------	2,581	1,336	4,139
31	bushels	74,594	49,032	57,949	7,035	-------	-------	55,335	34,042	94,966
32	farms reporting	595	344	599	92	-------	-------	571	266	637
33	1924 ... acres	3,722	2,729	3,029	1,108	-------	-------	1,780	2,043	7,730
34	1919 ... acres	6,585	2,575	5,608	741	-------	-------	2,382	1,252	6,991
35	Rye threshed ... 1929 ... acres	522	53	942	25	15	-------	618	55	237
36	bushels	8,176	1,003	14,644	585	250	-------	8,072	1,139	3,556
37	farms reporting	71	13	123	7	3	-------	116	16	43
38	1924 ... acres	1,102	40	1,056	104	7	-------	721	106	273
39	1919 ... acres	5,265	167	3,795	201	311	-------	868	282	632
40	Buckwheat threshed ... 1929 ... acres	1,855	2,024	1,033	4,326	-------	-------	2,437	1,201	2,841
41	bushels	22,517	38,576	17,474	63,796	-------	-------	32,667	22,194	56,055
42	farms reporting	301	408	205	469	-------	-------	573	327	513
43	1924 ... acres	2,451	3,416	1,226	5,150	-------	-------	2,875	2,026	3,232
44	1919 ... acres	2,320	2,472	1,388	4,519	34	-------	1,712	2,045	3,231
45	**Hay crops, total** [2] ... 1929 ... acres	60,713	84,732	51,672	65,420	454	-------	62,225	135,562	99,619
46	tons	76,966	120,701	75,345	90,876	522	-------	72,675	194,959	145,523
47	1924 ... acres	72,669	106,333	67,717	79,215	1,140	-------	68,734	163,212	130,213
48	1919 ... acres	79,693	100,633	69,151	86,457	4,452	1	65,620	162,604	143,611
49	Timothy and (or) timothy and clover mixed ... 1929 ... acres	41,700	58,568	36,132	55,139	340	-------	48,794	96,674	62,566
50	tons	46,729	79,954	47,779	72,600	360	-------	55,849	143,049	82,053
51	farms reporting	1,756	2,339	2,786	1,578	34	-------	2,987	3,932	3,204
52	1924 ... acres	57,076	62,183	56,570	72,427	997	-------	61,430	102,228	71,967
53	1919 ... acres	68,339	70,207	59,009	80,014	3,553	1	59,221	110,932	95,972
54	Clovers—red, alsike, and mammoth ... 1929 ... acres	6,711	1,966	4,481	6,407	1	-------	7,003	4,223	4,608
55	tons	8,836	3,729	7,306	11,352	1	-------	9,198	8,450	7,804
56	farms reporting	512	241	495	436	1	-------	671	451	457
57	1924 ... acres	4,496	3,635	1,761	2,693	10	-------	3,368	3,172	4,332
58	Clovers—sweet, crimson, and Japan ... 1929 ... acres	517	160	370	484	9	-------	400	1,037	300
59	tons	651	285	514	908	14	-------	558	1,945	532
60	farms reporting	38	29	61	28	2	-------	57	94	50
61	1924 ... acres	358	149	222	210	-------	-------	52	145	144
62	Clover alone, all kinds ... 1919 ... acres	4,085	1,853	2,804	3,813	59	-------	2,928	2,947	6,217
63	Alfalfa ... 1929 ... acres	9,308	15,037	9,576	2,484	44	-------	2,222	5,696	28,017
64	tons	18,176	27,984	18,695	5,086	87	-------	3,878	12,321	50,833
65	farms reporting	879	843	1,187	287	6	-------	369	593	1,789
66	1924 ... acres	8,340	27,318	7,460	2,310	24	-------	1,359	12,181	47,243
67	1919 ... acres	5,418	19,580	5,421	1,476	147	-------	570	4,913	33,222
68	Other tame grasses ... 1929 ... acres	2,291	7,738	804	831	52	-------	2,851	23,963	3,595
69	tons	2,259	6,900	752	847	49	-------	2,538	24,424	3,652
70	farms reporting	112	321	86	35	7	-------	200	986	272
71	1924 ... acres	2,247	9,328	1,379	900	10	-------	2,013	41,503	5,526
72	1919 ... acres	1,426	7,533	1,069	603	212	-------	2,464	38,614	6,312
73	Wild grasses cut on farms ... 1929 ... acres	31	325	168	36	-------	-------	826	2,211	231
74	tons	30	186	137	32	-------	-------	517	1,956	210
75	farms reporting	6	14	16	4	-------	-------	65	123	30
76	1924 ... acres	96	3,220	73	589	51	-------	297	1,907	874
77	1919 ... acres	94	486	432	201	322	-------	201	1,988	1,143
78	Small grains cut for hay ... 1929 ... acres	100	890	115	36	2	-------	115	1,470	277
79	tons	237	1,594	138	45	5	-------	118	2,498	388
80	farms reporting	16	204	27	8	1	-------	19	393	67
81	1924 ... acres	31	460	225	86	33	-------	190	2,014	116
82	1919 ... acres	225	883	363	301	157	-------	149	3,142	674
83	Annual legumes saved for hay ... 1929 ... acres	55	48	26	3	6	-------	14	288	25
84	tons	48	69	24	6	6	-------	19	316	51
85	farms reporting	4	11	5	2	1	-------	5	19	6
86	1924 ... acres	25	40	27	-------	15	-------	25	62	11
87	1919 ... acres	106	91	53	49	2	-------	87	68	71
	Other field crops:									
88	Tobacco ... 1929 ... acres	-------	-------	-------	-------	-------	-------	-------	1	242
89	pounds	-------	-------	-------	-------	-------	-------	-------	786	301,460
90	farms reporting	-------	-------	-------	-------	-------	-------	-------	2	90
91	1924 ... acres	-------	1	-------	-------	-------	-------	-------	-------	564
92	1919 ... acres	-------	2	(3)	(3)	-------	-------	-------	(3)	988
93	Potatoes (Irish or white) ... 1929 ... acres	5,091	2,300	8,886	729	8,107	-------	2,197	5,112	8,396
94	bushels	543,352	261,808	1,103,750	41,525	805,207	-------	146,511	589,673	1,017,705
95	farms reporting	1,673	2,468	2,992	1,236	236	-------	2,604	3,817	3,642
96	1924 ... acres	7,015	4,018	14,100	890	10,233	.25	4,133	6,956	11,411
97	1919 ... acres	7,474	3,465	15,586	1,869	12,679	-------	4,019	7,121	11,770

[1] Not exactly comparable, see text, p. 5. [2] See text, "Hay," p. 5. [3] Less than 1 acre.

1929, 1924, AND 1919, WITH PRODUCTION AND NUMBER OF FARMS REPORTING, 1929—Continued

in Tables VI, VII, and VIII]

Ontario	Orange	Orleans	Oswego	Otsego	Putnam	Queens	Rensselaer	Richmond	Rockland	St. Lawrence	Saratoga	Schenectady	Schoharie	Schuyler	Seneca	Steuben	Suffolk	
12,733	11,090	7,412	15,082	11,901	1,612	45	10,508	11	639	22,416	9,814	2,572	7,401	2,776	8,029	14,963	5,735	1
2,166	1,579	1,460	2,749	2,334	163	6	1,491	2	58	3,686	1,539	405	1,192	662	1,163	2,884	995	2
5,899	2,684	2,722	2,393	1,020	226	41	3,827	11	173	498	3,324	390	603	686	3,831	1,129	4,053	3
235,359	112,966	103,785	95,718	49,098	9,802	915	99,406	210	8,060	14,374	112,070	11,195	19,501	27,046	154,439	37,719	185,069	4
1,388	757	756	919	503	55	4	831	2	29	226	886	126	222	215	764	440	845	5
4,210	6,127	2,615	9,659	9,188	1,214	2	4,622	--------	374	14,880	5,007	1,515	5,857	842	2,123	9,056	936	6
34,564	50,476	20,124	87,464	90,361	11,821	15	29,105	--------	2,722	120,893	34,665	9,619	44,793	6,581	15,559	68,837	10,471	7
501	557	428	1,287	1,414	98	1	525	--------	21	1,699	525	170	772	119	219	1,321	66	8
2,298	2,027	1,787	2,944	1,573	149	2	1,841	--------	92	6,616	1,184	589	882	1,174	1,957	4,543	700	9
326	252	288	86	120	23	--------	218	--------	--------	422	299	78	59	74	118	235	46	10
14,350	12,736	10,298	17,671	14,673	1,710	220	12,410	194	1,110	30,121	11,961	3,472	9,173	4,187	10,086	15,231	9,580	11
22,604	742	17,777	660	166	26	--------	121	--------	6	294	206	166	789	2,832	11,569	4,371	483	12
405,721	13,481	247,112	11,089	3,545	703	--------	1,977	--------	160	5,867	3,060	2,487	15,715	44,492	176,687	72,832	11,220	13
22,152	708	17,635	615	75	22	--------	81	--------	6	27	131	116	652	2,732	10,956	4,043	467	14
398,738	12,896	244,526	9,934	1,470	608	--------	1,563	--------	160	492	2,245	1,873	13,528	43,217	169,201	67,909	10,935	15
1,857	141	1,485	136	27	4	--------	18	--------	2	11	34	27	123	340	895	741	123	16
452	34	142	45	91	4	--------	40	--------	--------	267	75	50	137	100	613	328	16	17
6,983	585	2,586	1,155	2,075	95	--------	414	--------	--------	5,375	815	614	2,187	1,275	7,486	4,923	285	18
65	9	16	9	32	2	--------	14	--------	--------	54	16	13	36	17	80	56	8	19
25,891	1,223	22,292	781	177	1	--------	172	6	40	509	409	153	610	4,590	16,872	7,008	1,070	20
40,341	3,900	29,793	1,701	1,349	218	--------	709	3	224	3,262	1,108	551	1,747	5,297	22,564	11,073	3,190	21
14,517	1,053	10,431	8,659	10,651	139	--------	7,875	--------	25	31,655	8,108	3,101	6,685	4,612	8,495	33,762	230	22
324,503	29,954	246,056	181,607	306,293	6,290	--------	182,059	--------	1,017	761,357	195,379	63,910	154,095	92,281	200,428	613,434	6,803	23
1,637	132	1,369	1,328	1,596	13	--------	1,039	--------	7	2,531	1,079	330	768	531	879	2,878	52	24
21,006	1,893	11,630	14,929	19,865	131	--------	9,951	7	190	47,003	9,199	5,408	17,068	9,087	12,724	51,398	650	25
22,519	6,686	10,594	16,487	21,272	1,045	--------	15,023	17	655	46,114	13,795	6,776	14,371	9,966	12,478	52,684	1,801	26
308	1,241	253	2,373	1,412	196	25	888	3	66	15,315	1,199	187	891	199	258	1,633	218	27
63	234	49	635	431	29	1	215	1	15	2,045	220	33	202	34	35	259	65	28
130	2,425	77	3,051	1,888	438	--------	972	52	212	18,374	836	176	790	75	151	692	484	29
7,798	26	2,761	181	1,088	--------	--------	172	--------	--------	547	126	44	137	1,856	3,669	4,646	25	30
161,446	387	59,631	2,953	26,137	--------	--------	2,339	--------	--------	11,620	2,337	668	2,713	34,952	77,762	78,887	668	31
1,114	8	583	58	191	--------	--------	34	--------	--------	122	33	14	38	240	481	974	6	32
7,765	42	2,062	231	1,090	--------	--------	140	--------	3	1,172	91	110	337	1,971	3,382	6,205	23	33
10,756	42	5,260	420	933	11	--------	363	--------	5	2,001	221	232	491	2,402	4,295	6,683	71	34
579	94	183	102	112	12	--------	1,996	--------	2	57	604	271	288	440	108	1,112	441	35
8,896	1,835	2,487	1,577	1,703	194	--------	33,148	--------	39	808	9,146	3,798	4,541	6,394	1,910	16,424	7,528	36
86	28	27	31	14	5	--------	240	--------	3	7	100	36	33	69	18	172	107	37
593	317	168	427	69	5	--------	4,543	1	85	190	1,431	682	516	742	229	2,012	697	38
2,422	2,390	461	659	197	260	8	11,230	10	443	209	5,259	2,533	1,964	1,932	777	4,552	1,713	39
2,201	116	1,027	1,503	3,285	17	--------	1,946	--------	1	860	3,538	2,167	6,023	5,585	8,939	19,128	5	40
32,077	1,547	15,982	25,502	53,957	437	--------	28,294	--------	10	12,836	62,017	33,401	86,194	66,319	128,416	172,883	90	41
354	30	202	479	919	6	--------	424	--------	1	267	644	290	772	553	624	2,301	2	42
1,956	312	977	3,343	5,559	3	--------	2,492	--------	10	1,323	3,854	2,850	7,743	7,597	8,480	19,741	19	43
2,532	742	1,120	4,030	6,815	164	--------	2,886	--------	142	1,790	5,274	2,960	9,466	4,625	4,108	15,877	125	44
54,966	86,396	35,600	81,856	133,309	9,979	15	64,347	56	1,663	265,678	55,856	19,821	82,654	28,301	37,256	148,405	4,166	45
76,320	102,953	51,982	109,128	167,712	13,034	16	70,367	35	2,142	361,095	64,038	22,412	94,383	31,308	50,288	142,098	7,029	46
67,946	104,743	43,692	111,537	163,573	13,371	7	97,372	434	7,043	272,782	83,192	37,605	102,197	38,843	49,897	188,040	7,406	47
78,392	99,164	46,268	102,109	158,233	22,261	516	75,912	823	5,811	269,863	80,975	34,213	94,526	45,207	56,105	201,134	11,098	48
32,371	56,022	26,251	61,214	93,137	5,951	11	41,151	5	1,153	217,961	41,161	13,591	57,870	21,811	25,490	124,834	2,847	49
40,445	67,953	35,753	84,755	124,888	8,287	12	46,243	7	1,483	300,854	47,165	15,289	66,536	21,201	30,304	111,491	4,766	50
2,291	1,948	1,791	3,521	3,124	192	2	1,777	1	82	6,270	1,750	504	1,939	1,084	1,283	4,472	602	51
49,208	53,286	36,909	84,740	114,835	6,170	7	62,884	233	3,901	234,663	56,478	32,815	79,867	35,470	41,896	177,160	6,638	52
63,606	35,316	41,924	75,709	121,431	7,335	139	54,005	588	3,397	225,178	54,950	30,985	81,941	40,790	50,059	191,954	8,800	53
6,464	1,139	4,818	4,237	3,636	241	--------	3,688	--------	39	11,486	3,291	1,771	4,826	4,283	6,801	15,439	113	54
9,408	1,583	7,659	7,116	6,592	455	--------	5,876	--------	73	20,470	6,096	2,725	8,011	6,299	10,784	20,807	148	55
597	108	445	431	351	20	--------	380	--------	7	743	353	158	440	355	527	1,191	16	56
4,740	1,379	2,476	1,976	4,945	60	--------	2,415	12	1,020	3,348	2,005	1,455	2,231	1,942	2,193	4,145	32	57
369	163	532	201	189	16	--------	290	--------	3	423	196	125	280	271	168	511	9	58
448	199	815	290	307	32	--------	367	--------	5	700	402	206	230	371	240	590	16	59
58	13	62	21	18	4	--------	27	--------	1	28	24	10	20	39	18	52	3	60
281	40	90	86	237	--------	--------	67	--------	--------	106	43	12	159	49	115	136	37	61
5,311	879	2,013	2,303	2,842	242	--------	2,196	--------	114	3,081	4,909	750	2,402	3,274	2,890	5,380	282	62
14,083	2,793	3,052	709	1,376	165	--------	1,687	--------	142	2,134	895	397	4,151	1,351	3,772	3,193	347	63
24,260	5,702	6,717	1,586	2,924	289	--------	3,099	--------	203	4,361	1,805	834	7,887	2,974	7,807	5,903	783	64
1,550	332	460	154	220	13	--------	268	--------	13	302	130	58	466	242	483	523	73	65
10,425	1,867	2,801	1,719	1,852	35	--------	499	--------	104	1,352	367	114	3,906	576	2,178	1,769	132	66
7,537	1,834	1,307	222	633	131	2	151	5	66	217	111	52	1,359	287	1,345	618	345	67
1,106	23,376	735	13,418	32,105	3,398	--------	16,479	41	244	19,706	9,616	3,751	14,460	417	822	3,386	363	68
1,103	23,755	832	12,865	28,847	3,710	--------	13,865	18	269	17,550	7,861	3,215	10,612	304	788	2,298	637	69
89	830	71	793	1,094	122	--------	814	1	41	896	506	178	495	30	66	165	36	70
2,797	45,678	1,188	20,230	30,196	6,908	--------	26,491	120	1,432	19,852	21,624	2,771	14,158	765	2,300	4,420	143	71
1,542	58,233	807	18,892	29,809	13,357	13	15,932	37	1,835	7,838	18,723	1,499	7,572	679	1,183	1,746	729	72
334	716	134	651	1,179	108	4	651	10	14	8,058	382	82	484	116	101	490	255	73
301	630	100	484	803	109	4	490	10	9	8,724	302	73	302	93	120	392	282	74
25	47	9	57	58	8	1	52	1	3	744	49	6	31	12	8	32	22	75
377	462	155	1,459	2,126	173	--------	4,789	51	425	9,651	2,492	397	1,385	5	873	162	59	76
248	332	88	1,149	2,046	260	345	3,225	125	55	11,449	1,835	696	318	113	517	1,042	327	77
139	1,751	66	1,359	1,328	98	--------	126	--------	68	5,688	170	40	540	49	83	448	231	78
201	2,734	91	1,960	2,799	149	--------	154	--------	100	8,226	248	26	750	64	211	522	396	79
27	314	19	359	380	19	--------	30	--------	15	783	54	6	147	9	14	89	45	80
97	2,015	73	1,310	328	25	--------	198	18	157	3,742	170	25	465	21	315	209	321	81
112	2,301	119	3,645	1,423	817	17	369	68	316	21,666	426	178	395	35	82	393	562	82
100	436	12	67	359	2	--------	275	--------	--------	222	145	64	43	3	19	104	1	83
154	397	15	72	552	3	--------	273	--------	--------	210	159	44	55	2	34	95	1	84
8	21	3	15	32	1	--------	19	--------	--------	13	10	3	8	1	5	9	1	85
21	16	--------	17	54	--------	--------	29	--------	4	68	13	16	26	15	27	39	44	86
36	269	10	189	49	119	--------	34	--------	28	434	21	53	539	29	29	21	53	87
--------	--------	--------	7	--------	--------	--------	--------	--------	--------	--------	--------	--------	--------	--------	--------	225	--------	88
--------	--------	--------	7,400	--------	--------	--------	--------	--------	--------	--------	--------	--------	--------	--------	--------	211,487	--------	89
--------	--------	--------	4	--------	--------	--------	--------	--------	--------	--------	--------	--------	--------	--------	--------	61	--------	90
--------	--------	--------	29	--------	--------	--------	--------	--------	--------	--------	--------	--------	--------	--------	--------	497	--------	91
--------	--------	--------	65	(3)	--------	(3)	(3)	--------	--------	--------	(3)	(3)	(3)	(3)	--------	483	--------	92
(3)	(3)	--------	3,461	3,270	118	178	3,533	--------	45	3,321	2,278	365	1,530	1,150	919	17,043	32,243	93
6,528	1,563	1,469	330,027	308,125	9,542	17,800	182,388	--------	4,231	267,097	156,135	19,273	88,640	71,942	80,929	1,604,512	3,760,576	94
669,599	127,551	148,968	3,501	3,088	152	3	1,839	--------	36	5,155	1,832	485	1,719	961	1,067	4,189	1,164	95
2,489	1,795	1,540	5,360	4,739	208	1,529	5,176	95	261	5,055	3,501	590	1,904	1,688	1,640	20,424	28,243	96
8,931	2,625	2,417	5,320	5,606	686	3,027	7,167	42	586	5,321	4,215	1,004	2,894	1,694	1,566	19,013	20,505	97
9,821	3,526	3,021																

COUNTY TABLE V.—ACREAGE OF GRAIN AND FORAGE CROPS, HAY CROPS, TOBACCO, AND POTATOES, 1929, 1924, AND 1919, WITH PRODUCTION AND NUMBER OF FARMS REPORTING, 1929—Continued

[Additional crops are shown in Tables VI, VII, and VIII]

	ITEM (See definitions in Introduction)	Sullivan	Tioga	Tompkins	Ulster	Warren	Washington	Wayne	Westchester	Wyoming	Yates
	CROPS										
	Grain and forage crops:										
1	Corn, total ... 1929 ... acres	3,996	8,362	7,372	8,404	1,081	20,004	18,739	1,532	9,367	6,199
2	farms reporting	1,074	1,380	1,272	1,398	293	2,311	3,303	161	1,586	1,048
3	Harvested for grain ... acres	559	844	1,412	3,858	365	7,391	9,427	207	452	2,940
4	bushels	27,028	38,440	58,702	152,480	14,958	304,510	356,398	8,995	16,721	102,759
5	farms reporting	256	352	418	928	137	1,560	2,325	46	149	633
6	Cut for silage ... acres	2,322	6,228	4,193	3,415	478	11,121	5,991	1,106	6,849	1,587
7	tons	22,270	59,612	38,605	28,461	3,789	97,314	50,824	8,013	55,733	11,022
8	farms reporting	488	810	502	337	70	1,187	739	92	907	204
9	Cut for fodder ... acres	971	1,258	1,678	1,017	216	1,345	3,227	212	1,749	1,514
10	Hogged or grazed off ... acres	144	32	89	114	22	147	94	7	317	158
11	Corn, total ... 1924 ... acres	4,094	8,988	8,691	9,026	1,058	21,213	21,510	2,491	9,719	7,457
12	Wheat threshed, total ... 1929 ... acres	53	1,413	3,686	1,421	3	247	13,921	36	7,559	9,766
13	bushels	577	28,816	61,766	25,077	69	4,471	216,209	876	131,954	171,171
14	Winter wheat ... acres	48	1,270	3,466	1,397	3	136	13,720	36	7,290	9,722
15	bushels	502	26,108	58,448	24,799	69	2,454	212,969	876	126,994	170,774
16	farms reporting	12	256	476	275	2	23	1,954	6	666	845
17	Spring wheat, other than durum or macaroni ... acres	5	143	220	24	-------	111	201	-------	269	44
18	bushels	75	2,708	3,318	278	-------	2,017	3,240	-------	4,960	397
19	farms reporting	4	37	42	8	-------	22	31	-------	46	8
20	Wheat, total ... 1924 ... acres	37	1,075	6,209	2,226	11	217	19,120	119	11,927	14,160
21	1919 ... acres	442	2,277	8,911	4,670	93	1,314	26,335	497	16,237	17,812
22	Oats threshed ... 1929 ... acres	1,880	10,372	6,766	2,048	509	14,131	16,564	123	13,660	5,659
23	bushels	55,972	257,590	156,822	51,537	11,922	356,779	300,001	2,910	259,058	112,721
24	farms reporting	462	1,287	781	392	78	1,610	2,353	17	1,198	610
25	1924 ... acres	2,473	13,672	14,256	3,594	795	16,855	21,081	223	24,940	10,764
26	1919[1] ... acres	6,724	15,498	13,700	9,949	2,128	23,305	23,424	1,655	20,780	10,912
27	Oats cut and fed unthreshed ... 1929 ... acres	1,108	422	409	1,227	303	1,363	719	206	1,102	149
28	farms reporting	394	98	92	321	174	275	190	26	175	28
29	1924 ... acres	2,201	420	148	1,794	1,202	1,388	306	437	692	104
30	Barley threshed ... 1929 ... acres	9	381	2,323	53	14	538	2,399	-------	2,073	2,205
31	bushels	280	6,419	41,630	847	234	11,385	36,674	-------	36,111	39,074
32	farms reporting	3	73	317	9	5	109	581	-------	376	327
33	1924 ... acres	11	200	2,181	44	3	376	1,938	1	2,173	3,055
34	1919 ... acres	42	375	2,342	143	13	291	4,481	40	3,379	3,682
35	Rye threshed ... 1929 ... acres	138	147	176	517	11	286	280	51	251	1,307
36	bushels	2,409	2,008	2,548	7,865	162	5,332	4,108	1,020	3,371	19,970
37	farms reporting	64	32	33	142	4	39	62	9	43	136
38	1924 ... acres	158	247	287	1,180	52	907	528	92	340	1,410
39	1919 ... acres	1,951	813	963	4,582	220	3,029	1,145	860	1,341	4,532
40	Buckwheat threshed ... 1929 ... acres	734	9,363	8,552	520	160	1,881	1,962	12	4,126	3,718
41	bushels	13,085	149,748	128,942	8,917	2,649	35,644	33,004	220	59,752	45,550
42	farms reporting	250	1,155	890	163	74	356	409	5	649	393
43	1924 ... acres	1,186	10,292	10,583	1,309	363	2,079	2,510	26	5,301	3,360
44	1919 ... acres	3,594	8,308	6,789	3,823	1,416	1,862	2,823	525	4,477	2,522
45	**Hay crops, total[2]** ... 1929 ... acres	59,524	47,004	50,972	53,407	18,373	111,266	48,194	7,014	71,759	30,666
46	tons	63,247	57,698	62,045	58,784	15,882	126,470	68,676	9,025	94,028	40,682
47	1924 ... acres	74,264	59,584	60,465	70,885	29,398	126,071	60,177	17,740	83,294	40,142
48	1919 ... acres	64,736	63,216	67,805	63,613	28,999	108,198	64,028	18,843	82,194	45,019
49	Timothy and (or) timothy and clover mixed ... 1929 ... acres	37,704	36,161	38,453	38,356	6,703	85,881	35,133	3,814	61,081	20,576
50	tons	44,033	42,571	44,426	43,422	7,676	94,839	46,068	4,788	75,880	24,544
51	farms reporting	1,951	1,946	1,817	2,136	472	2,524	3,288	168	2,518	1,218
52	1924 ... acres	47,567	52,754	50,290	48,831	8,008	108,787	51,079	6,704	75,972	32,707
53	1919 ... acres	27,986	58,997	53,569	41,151	11,869	92,834	55,796	12,032	77,494	38,559
54	Clovers—red, alsike, and mammoth ... 1929 ... acres	461	5,095	5,209	1,175	183	8,414	5,035	139	6,901	5,239
55	tons	863	8,733	8,759	1,977	319	13,898	8,088	224	11,101	7,607
56	farms reporting	76	538	459	155	24	766	648	15	530	452
57	1924 ... acres	1,405	1,522	2,546	914	207	3,984	2,100	235	3,425	2,467
58	Clovers—sweet, crimson, and Japan ... 1929 ... acres	31	226	104	47	14	307	338	38	251	289
59	tons	63	431	125	83	20	487	475	36	293	384
60	farms reporting	8	32	12	11	7	31	54	4	25	28
61	1924 ... acres	88	6	94	23	34	58	124	65	121	63
62	Clover alone, all kinds ... 1919 ... acres	615	1,702	3,829	909	131	5,584	2,881	285	2,420	3,867
63	Alfalfa ... 1929 ... acres	285	803	2,603	1,195	170	1,452	6,661	336	2,081	3,609
64	tons	416	1,785	5,124	2,323	301	3,125	12,978	702	4,565	7,138
65	farms reporting	56	144	351	183	23	263	1,163	25	345	550
66	1924 ... acres	109	583	1,728	650	108	719	5,597	266	2,006	3,219
67	1919 ... acres	60	63	862	405	22	632	3,823	151	1,138	1,371
68	Other tame grasses ... 1929 ... acres	19,769	3,800	4,000	11,152	10,560	14,265	697	2,024	680	600
69	tons	15,652	3,281	3,104	9,098	6,798	13,043	604	2,113	787	556
70	farms reporting	932	328	283	672	524	571	91	86	56	46
71	1924 ... acres	24,155	1,568	4,861	18,168	19,774	11,465	1,063	8,822	1,454	1,182
72	1919 ... acres	33,320	1,854	8,275	18,860	15,233	8,228	943	5,694	279	914
73	Wild grasses cut on farms ... 1929 ... acres	578	682	327	646	565	304	172	383	71	212
74	tons	913	496	217	432	482	266	200	689	38	193
75	farms reporting	34	61	28	54	70	23	23	7	6	20
76	1924 ... acres	589	3,035	811	1,992	1,165	935	148	1,234	111	430
77	1919 ... acres	449	204	919	970	1,283	375	389	62	170	108
78	Small grains cut for hay ... 1929 ... acres	637	195	208	762	168	413	132	240	606	60
79	tons	1,241	359	227	1,390	267	620	238	433	1,255	170
80	farms reporting	217	64	34	184	68	99	39	32	95	12
81	1924 ... acres	344	93	112	260	87	91	65	414	183	66
82	1919 ... acres	2,071	378	207	1,200	346	486	149	588	650	115
83	Annual legumes saved for hay ... 1929 ... acres	59	42	68	74	10	230	26	40	88	81
84	tons	66	42	63	59	19	192	25	40	109	90
85	farms reporting	8	7	11	11	4	13	7	1	14	4
86	1924 ... acres	7	23	23	47	15	32	1	-------	22	8
87	1919 ... acres	235	18	144	118	115	59	47	31	43	45
	Other field crops:										
88	Tobacco ... 1929 ... acres	-------	-------	-------	-------	-------	-------	-------	-------	-------	-------
89	pounds	-------	-------	-------	-------	-------	-------	-------	-------	-------	-------
90	farms reporting	-------	-------	-------	-------	-------	-------	-------	-------	-------	-------
91	1924 ... acres	-------	-------	-------	-------	-------	-------	13	-------	-------	-------
92	1919 ... acres	(3)	80	-------	(3)	(3)	-------	88	-------	-------	-------
93	Potatoes (Irish or white) ... 1929 ... acres	1,171	2,585	2,310	1,197	595	3,976	4,206	121	7,264	1,275
94	bushels	88,825	245,163	260,510	84,646	42,016	297,272	432,529	9,892	897,856	104,020
95	farms reporting	1,893	1,800	1,670	1,590	746	2,169	3,446	100	2,295	1,238
96	1924 ... acres	1,662	3,578	2,983	1,890	1,061	5,947	5,144	401	8,900	1,671
97	1919 ... acres	2,810	3,498	2,930	3,878	1,842	9,291	6,679	1,426	7,021	1,786

[1] Not exactly comparable, see text, p. 5.

[2] See text, "Hay," p. 5.

[3] Less than 1 acre.

County Table VI.—VEGETABLES HARVESTED FOR SALE—ACREAGE, VALUE, AND NUMBER OF FARMS REPORTING, 1929; AND ACREAGE, 1919 [1]

[This table is presented in two sections, the second section beginning on p. 272. This table does not include vegetables grown under glass. Additional crops are shown in Tables V, VII, and VIII]

	ITEM (See definitions in Introduction)		The State	Albany	Allegany	Bronx	Broome	Cattaraugus	Cayuga	Chautauqua	Chemung
	VEGETABLES HARVESTED FOR SALE										
1	**Total**	1929 acres	181,552	4,286	470	73	735	700	3,402	5,793	620
2		value of crops dollars	23,498,869	676,138	37,682	32,447	131,119	72,327	323,213	511,194	123,510
3		1919 acres	131,648	3,550	97	394	513	531	2,747	3,822	435
4	Asparagus	1929 acres	2,082	419	8		17	1	23	72	27
5		value of crop dollars	420,618	86,103	947		2,572	177	4,518	14,311	5,741
6		farms reporting	2,057	219	8		18	6	37	100	21
7		1919 acres	694	151	2		4		7	6	10
8	Beans (snap or string)	1929 acres	15,591	321	31	2	36	60	254	947	63
9		value of crop dollars	1,402,132	35,210	1,567	325	6,692	2,748	15,691	93,403	4,023
10		farms reporting	6,656	265	20	5	99	47	116	453	59
11		1919 (green beans) acres	6,628	136	2	16	13	12	77	168	7
12	Beans, Lima (green)	1929 acres	772	21		1		5	(2)	11	(2)
13		value of crop dollars	99,348	3,359		175		825	74	889	74
14		farms reporting	382	15		2		5	2	15	1
15	Beets	1929 acres	1,403	21	1	1	1	4	5	23	4
16		value of crop dollars	225,979	3,602	177	390	74	186	269	2,246	1,011
17		farms reporting	809	22	4	4	5	8	6	15	7
18		1919 acres	1,291	15	1	8	3	2	6	1	3
19	Broccoli	1929 acres	65	(2)		1					
20		value of crop dollars	16,162	50		300					
21		farms reporting	42	1		1					
22	Brussels sprouts	1929 acres	904		1				35		(2)
23		value of crop dollars	210,520		144				5,688		112
24		farms reporting	308		1				11		1
25		1919 acres	471								
26	Cabbages	1929 acres	34,300	390	28	1	130	79	987	225	88
27		value of crop dollars	4,200,366	54,639	6,031	390	17,022	13,244	132,797	26,683	21,561
28		farms reporting	14,311	306	58	3	164	113	537	346	80
29		1919 acres	30,555	514	22	1	138	194	1,154	94	81
30	Cantaloupes and muskmelons	1929 acres	1,324	205			4	1	9	18	5
31		value of crop dollars	218,522	38,989			1,275	70	1,366	1,721	3,850
32		farms reporting	1,339	131			13	2	14	30	5
33		1919 acres	1,091	238			5	6	19	5	7
34	Carrots	1929 acres	2,643	18	(2)	1	6	11	32	18	3
35		value of crop dollars	663,156	3,883	20	200	1,310	7,280	5,310	2,406	856
36		farms reporting	2,233	27	3	3	15	5	24	37	6
37		1919 acres	1,810	24	1		6	3	8	10	3
38	Cauliflower	1929 acres	3,226	31	(2)	4	1	(2)	8	8	(2)
39		value of crop dollars	933,339	4,182	75	3,800	125	50	1,200	1,312	100
40		farms reporting	1,165	24	1	2	2	1	7	10	1
41		1919 acres	1,640	19	1		4			1	2
42	Celery	1929 acres	5,123	70	7	2	7	22	103	3	18
43		value of crop dollars	2,030,904	36,600	625	1,000	3,040	6,000	24,278	1,630	5,820
44		farms reporting	1,749	43	2	4	3	1	20	14	5
45		1919 acres	3,288	115	7	12	16	1	109	6	29
46	Corn, sweet	1929 acres	33,146	1,053	58		245	126	629	375	162
47		value of crop dollars	2,048,136	85,756	3,744		24,777	12,106	23,574	24,501	14,903
48		farms reporting	11,861	382	68		211	125	247	353	127
49		1919 acres	28,965	1,012	21	11	159	116	596	529	143
50	Cucumbers	1929 acres	6,453	125	6		40	14	75	61	16
51		value of crop dollars	684,790	18,240	890		8,704	1,435	8,665	5,923	4,009
52		farms reporting	6,305	185	19		133	54	89	136	39
53		1919 acres	4,840	216	6		26	9	17	30	18
54	Eggplant	1929 acres	53	15							
55		value of crop dollars	11,235	2,873							
56		farms reporting	50	19							
57		1919 acres	36	4						1	
58	Escarole	1929 acres	8			1					
59		value of crop dollars	3,905			125					
60		farms reporting	12			3					
61	Horseradish	1929 acres	15						(2)	3	
62		value of crop dollars	3,945						46	1,600	
63		farms reporting	8						1	1	
64		1919 acres	77								
65	Kale	1929 acres	19	2							
66		value of crop dollars	3,250	300							
67		farms reporting	8	1							
68		1919 acres	46								
69	Lettuce	1929 acres	5,254	81	7	10	7	3	97	9	8
70		value of crop dollars	1,353,536	18,829	2,314	7,420	2,577	446	22,707	2,284	3,214
71		farms reporting	2,527	105	8	10	26	21	27	52	10
72		1919 acres	3,392	60		23	3	1	64	25	3
73	Onions (dry)	1929 acres	7,535	17	5	2	11	13	61	24	27
74		value of crop dollars	2,001,105	3,482	765	400	4,945	1,615	18,145	5,830	8,436
75		farms reporting	3,388	45	25	3	30	33	58	98	32
76		1919 acres	7,500	75	4	11	29	30	95	41	37
77	Onions (green)	1929 acres	81	4		1	1	1	1	3	1
78		value of crop dollars	31,448	775		80	123	171	150	537	165
79		farms reporting	131	4		1	5	5	1	6	2
80		1919 acres	28	12						1	
81	Parsley	1929 acres	64								
82		value of crop dollars	32,420								
83		farms reporting	48								
84		1919 acres	92								
85	Parsnips	1929 acres	91							3	
86		value of crop dollars	35,660							258	
87		farms reporting	79							5	
88		1919 acres	149	5			1			1	1
89	Peas (green)	1929 acres	29,381	106	281		32	153	867	517	26
90		value of crop dollars	1,371,991	14,557	14,092		3,856	6,776	28,016	22,688	4,079
91		farms reporting	8,220	135	109		86	65	235	270	60
92		1919 acres	17,440	80	6	3	16	69	538	469	27

[1] Where less than 1 acre was grown in a county in 1919, no acreage is shown for that year.

[2] Less than 1 acre.

COUNTY TABLE VI.—VEGETABLES HARVESTED FOR SALE—ACREAGE, VALUE,

[This table is presented in two sections, the second section beginning on p. 272. This table does not

	ITEM (See definitions in Introduction)		Chenango	Clinton	Columbia	Cortland	Delaware	Dutchess	Erie	Essex	Franklin	Fulton
	VEGETABLES HARVESTED FOR SALE											
1	Total	1929 acres	929	462	1,035	2,049	522	1,489	11,447	259	323	162
2		value of crops dollars	115,674	67,299	88,501	253,913	236,651	171,753	1,460,344	46,918	40,370	23,018
3		1919 acres	742	255	333	2,041	191	923	8,130	239	137	147
4	Asparagus	1929 acres	1	1	28	4	1	85	67	4	3	3
5		value of crop dollars	386	252	6,228	934	130	10,637	16,660	1,787	952	160
6		farms reporting	5	7	66	7	3	71	61	19	13	2
7		1919 acres	2		10			16	22			4
8	Beans (snap or string)	1929 acres	5	35	20	317	5	60	3,384	19	23	3
9		value of crop dollars	870	3,548	1,688	29,981	514	6,491	391,633	2,755	1,954	383
10		farms reporting	21	71	52	43	20	80	684	60	50	13
11		1919 (green beans) acres	8	13	16	178	9	21	858	13	5	3
12	Beans, Lima (green)	1929 acres				56		1	15	(2)	8	
13		value of crop dollars				2,633		440	3,164	20	240	
14		farms reporting				5		5	24	1	2	
15	Beets	1929 acres	1	3	2		(2)	2	36	2	1	(2)
16		value of crop dollars	123	420	308		80	341	11,462	1,541	312	54
17		farms reporting	3	16	7		1	4	43	6	4	1
18		1919 acres	2	2	2	35	3	5	192	6	1	1
19	Broccoli	1929 acres							3			
20		value of crop dollars							317			
21		farms reporting							3			
22	Brussels sprouts	1929 acres		(2)			29					
23		value of crop dollars		20			11,378					
24		farms reporting		1			27					
25		1919 acres					13		2			
26	Cabbages	1929 acres	602	58	43	1,152	61	132	776	31	30	37
27		value of crop dollars	69,985	9,916	5,020	184,230	10,374	15,177	96,974	4,902	4,235	5,515
28		farms reporting	381	106	73	499	102	87	615	67	60	73
29		1919 acres	604	54	55	1,428	65	115	614	28	18	51
30	Cantaloupes and muskmelons	1929 acres		2	18			10	58	3	2	1
31		value of crop dollars		390	3,141			845	11,400	652	533	200
32		farms reporting		7	27			18	49	10	6	1
33		1919 acres		1	8	2		8	8	2	4	
34	Carrots	1929 acres	2	8	1	(2)	1	(2)	80	3	7	2
35		value of crop dollars	227	1,188	309	40	83	50	20,238	976	954	434
36		farms reporting	9	28	4	1	7	1	76	9	18	7
37		1919 acres	3	2	1		1	3	123	7	5	2
38	Cauliflower	1929 acres		1	12	(2)	350	14	240	2	10	3
39		value of crop dollars		85	4,520	31	202,686	3,034	55,978	981	4,497	750
40		farms reporting		2	7	1	202	8	140	3	1	1
41		1919 acres	1	2		1	39	1	203	1		2
42	Celery	1929 acres	1	2	3	1		7	101	3	(2)	5
43		value of crop dollars	135	977	353	75		1,941	14,623	780	50	2,500
44		farms reporting	2	7	5	3		18	49	6	1	2
45		1919 acres		1	3	1	1	9	34	3		2
46	Corn, sweet	1929 acres	32	174	747	38	35	584	2,131	94	105	48
47		value of crop dollars	2,286	14,108	41,291	3,286	3,127	47,517	154,103	9,234	7,131	4,803
48		farms reporting	61	140	178	47	65	233	780	103	92	81
49		1919 acres	14	82	149	16	24	266	2,176	64	47	54
50	Cucumbers	1929 acres	4	15	18	8	3	41	745	10	9	16
51		value of crop dollars	611	2,728	2,898	1,842	295	6,153	80,302	1,020	1,644	2,912
52		farms reporting	18	70	58	16	21	62	665	45	37	60
53		1919 acres	4	8	14	1	9	21	538	13	7	9
54	Eggplant	1929 acres							3			
55		value of crop dollars							573			
56		farms reporting							2			
57		1919 acres							4			
58	Escarole	1929 acres										
59		value of crop dollars										
60		farms reporting										
61	Horseradish	1929 acres				4			2			
62		value of crop dollars				549			600			
63		farms reporting				1			1			
64		1919 acres				1						
65	Kale	1929 acres										
66		value of crop dollars										
67		farms reporting										
68		1919 acres										
69	Lettuce	1929 acres	2	5	1	1	(2)	16	158	8	3	1
70		value of crop dollars	1,035	1,500	134	156	37	4,528	58,296	5,015	1,072	120
71		farms reporting	6	29	15	4	5	23	149	25	14	8
72		1919 acres		3	2	1	3	4	180	2	1	
73	Onions (dry)	1929 acres	1	14	5	1	1	13	227	6	5	(2)
74		value of crop dollars	406	2,629	817	87	99	1,924	54,545	1,672	1,429	64
75		farms reporting	9	53	29	7	8	20	285	30	26	6
76		1919 acres	4	26	23	2	5	27	251	18	8	5
77	Onions (green)	1929 acres							23	(2)	1	
78		value of crop dollars							7,789	108	93	
79		farms reporting							42	2	3	
80		1919 acres							11			
81	Parsley	1929 acres							3			
82		value of crop dollars							1,292			
83		farms reporting							6			
84		1919 acres							2			
85	Parsnips	1929 acres				(2)			13			
86		value of crop dollars				87			5,509			
87		farms reporting				2			12			
88		1919 acres							23			1
89	Peas (green)	1929 acres	236	18	12	444	10	60	1,184	20	21	10
90		value of crop dollars	33,697	3,341	2,046	27,229	1,678	4,653	81,013	4,843	3,290	1,332
91		farms reporting	85	53	44	113	35	63	421	63	49	26
92		1919 acres	83	7	12	361	7	39	1,331	18	4	4

[1] Where less than 1 acre was grown in a county in 1919, no acreage is shown for that year.
[2] Less than 1 acre.

AND NUMBER OF FARMS REPORTING, 1929; AND ACREAGE, 1919[1]—Continued

include vegetables grown under glass. Additional crops are shown in Tables V, VII, and VIII]

Genesee	Greene	Hamilton	Herkimer	Jefferson	Kings	Lewis	Livingston	Madison	Monroe	Montgomery	Nassau	New York	Niagara	Oneida	Onondaga	Ontario	
6,632	231	14	697	900	81	52	7,727	6,059	13,250	293	7,365		7,514	6,928	7,704	15,153	1
632,865	28,293	502	75,794	91,030	28,745	5,563	397,820	703,756	1,648,587	45,542	1,497,179		671,462	565,965	1,021,487	1,591,864	2
2,034	219	55	405	510	497	64	6,382	5,119	8,608	472	10,686	38	4,666	5,425	5,903	8,919	3
11	5		2	21		3	82	39	132	6	16		33	16	187	131	4
1,510	891		413	4,448		306	6,567	8,336	36,901	717	3,144		7,170	4,026	41,220	35,060	5
15	10		6	55		6	27	22	135	14	19		52	35	167	62	6
6	2			4			6	50	57	3	9		5	13	49	30	7
615	10	1	25	90	4	2	230	411	546	14	440		192	1,255	223	889	8
32,534	1,213	57	1,960	7,107	470	98	14,023	31,390	60,751	1,717	50,216		14,429	104,382	19,565	50,509	9
103	28	5	43	100	2	10	42	124	370	36	148		186	175	267	187	10
121	16	1	14	6	78	4	250	171	248	15	432		126	550	58	486	11
24	(2)		1			(2)	10	2	4		1		2	3	1	6	12
810	74		13			21	536	350	1,814		25		100	195	200	423	13
3	2		1			1	3	2	6		1		3	2	3	3	14
3	4		1	1		(2)	67	44	52	1	119		19	10	29	481	15
220	264		80	150		20	6,544	3,119	10,840	650	38,414		2,001	1,702	5,404	71,810	16
4	5		4	3		1	25	14	43	5	52		16	10	39	140	17
	1		2	1	8		143	43	46	8	136		4	5	16	79	18
									1		23		2			(2)	19
									150		4,675		240			30	20
									1		12		1			1	21
	1							2			8				41		22
	100							500			950				12,200		23
	1							1			2				2		24
											6				3		25
1,126	31	(2)	87	76	1	14	859	460	4,067	87	728		2,151	264	3,601	7,657	26
98,794	3,521	20	11,830	13,266	400	2,472	99,657	49,378	448,079	13,753	96,670		151,308	38,193	515,065	1,039,622	27
355	45	1	117	165	1	35	241	261	1,361	105	179		953	276	1,434	1,100	28
591	29	1	97	59	46	33	593	585	3,154	106	2,013	25	1,026	377	3,288	4,974	29
3	3			35			4	2	181	1	3		315	2	168	18	30
327	275			4,936			612	320	40,129	315	1,335		37,151	185	24,701	3,162	31
6	4			36			5	6	177	6	3		283	6	137	18	32
1	13			24			2	1	146	3	12		198	1	108	13	33
35	3		4	3		(2)	5	18	239	2	105		36	31	20	188	34
7,486	373		842	641		26	672	3,316	52,092	704	30,285		6,273	5,272	3,476	36,055	35
38	6		15	12		3	4	17	243	12	45		40	20	51	133	36
14	2		1	3	7		23	3	140	5	371		27	12	21	39	37
7	12		10	2	3		1	(2)	49	1	5		25	5	42	1	38
642	4,730		2,137	484	1,300		50	48	10,207	230	1,500		1,548	1,476	8,371	75	39
4	6		12	6	1		1	3	40	2	3		19	8	31	2	40
	1		1	1	3		1		17		5		2	9	14		41
7	(2)		1	10	1	1	163	196	324	1	21		49	64	66	280	42
658	50		112	1,795	50	64	37,822	33,699	103,166	156	17,548		15,249	12,362	16,492	82,663	43
6	1		3	24	1	3	31	39	164	6	24		34	28	48	56	44
18	3			12	23		215	142	505	1	26		49	72	87	153	45
682	88	12	199	300		9	3,576	682	2,244	76	2,899		521	1,983	1,338	2,209	46
21,428	5,840	350	15,376	17,650		530	113,977	22,023	143,521	7,370	291,432		28,505	88,175	105,041	73,858	47
227	60	8	139	186		23	411	214	826	79	226		527	661	597	530	48
323	80	3	158	199	37	4	2,753	885	1,435	149	5,216		481	2,689	828	1,041	49
101	6	1	50	18		1	11	100	585	35	39		701	97	221	158	50
12,349	913	45	5,902	2,798		108	1,371	8,904	53,933	3,641	6,222		71,837	13,190	25,165	15,704	51
59	19	4	75	83		11	16	99	468	69	32		661	139	280	103	52
4	4		22	15	1	4	6	64	361	47	277		216	69	210	106	53
									7		1		2		2		54
									2,006		225		554		410		55
									12		2		6		2		56
									5		4		3	2	1		57
											3						58
											1,130						59
											4						60
2			1								3						61
200			250								700						62
1			1								2						63
											24			20	1	1	64
											15						65
											2,800						66
											5						67
									4		23						68
740	4	(2)	2	18	5	1	9	93	86	4	242		72	69	53	2	69
139,222	472	30	493	3,595	1,360	85	1,310	13,170	20,140	739	100,640		7,943	12,037	18,703	403	70
91	10	2	13	51	5	5	8	39	127	17	124		73	39	68	7	71
82	1		3	10	34		163	20	103	4	79		73	89	41	22	72
510	4		6	16	1	4	13	1,099	81	13	60		61	103	76	40	73
239,817	1,234		677	2,780	360	442	4,364	244,552	18,374	3,079	33,889		12,464	15,620	7,332	9,621	74
93	12		26	48	2	11	17	180	71	36	58		69	75	79	32	75
113	18		22	52		5	169	921	95	27	39		25	156	176	45	76
			1	(2)					5	(2)	11		3	1	2	1	77
			180	25					2,359	150	3,850		872	175	975	658	78
			3	1					10	1	6		8	1	4	1	79
													1	1			80
											40						81
											20,230						82
											27						83
											38						84
			1						6		37		1	1	5		85
			140						2,192		18,100		55	153	831		86
			2						9		18		2	2	4		87
					2				12		36		1	1	2	1	88
2,398	12		197	188	(2)	3	2,161	2,786	934	16	273		683	2,599	636	2,280	89
49,474	1,673		20,257	9,915	50	449	55,890	267,161	32,581	3,114	50,360		18,984	180,993	42,622	64,952	90
391	24		54	130	1	11	376	614	275	23	90		201	469	267	461	91
748	7		23	15	37		1,878	2,214	506	49	370		417	1,085	378	1,779	92

County Table VI.—VEGETABLES HARVESTED FOR SALE—ACREAGE, VALUE,

[This table is presented in two sections, the second section beginning on p. 272. This table does not

	ITEM (See definitions in Introduction)		Orange	Orleans	Oswego	Otsego	Putnam	Queens	Rensselaer	Richmond	Rockland	St. Lawrence
	VEGETABLES HARVESTED FOR SALE											
1	Total	1929 acres	5,848	11,190	4,109	415	159	1,484	1,273	687	1,463	343
2		value of crops dollars	1,380,340	978,610	653,194	47,271	14,955	650,904	120,594	347,299	306,623	53,267
3		1919 acres	4,352	5,749	2,545	469	103	6,413	994	1,088	584	360
4	Asparagus	1929 acres	56	12	39	4	1	(2)	18	3	4	6
5		value of crop dollars	12,291	3,290	7,163	755	105	40	3,181	1,200	1,476	1,505
6		farms reporting	84	23	58	10	3	1	36	2	12	13
7		1919 acres	12	7	5	3	1	2	1		2	
8	Beans (snap or string)	1929 acres	102	556	362	28	12	53	90	4	79	29
9		value of crop dollars	12,707	27,455	34,270	2,552	655	11,040	8,875	780	14,545	2,041
10		farms reporting	179	99	322	59	9	25	107	6	34	75
11		1919 (green beans) acres	56	201	200	14	1	479	28	16	30	8
12	Beans, Lima (green)	1929 acres	6						3		(2)	1
13		value of crop dollars	1,008						275		90	101
14		farms reporting	9						2		2	3
15	Beets	1929 acres	21	29	8	1		41		3	(2)	1
16		value of crop dollars	1,624	1,638	1,188	92		12,795		750	29	104
17		farms reporting	26	22	18	5		20		2	1	2
18		1919 acres	6	10	5	8		291	6	31		2
19	Broccoli	1929 acres	2					16		6		
20		value of crop dollars	300					5,500		3,100		
21		farms reporting	2					7		2		
22	Brussels sprouts	1929 acres										
23		value of crop dollars										
24		farms reporting										
25		1919 acres						2				
26	Cabbages	1929 acres	138	2,275	191	86	4	120	110	58	187	43
27		value of crop dollars	18,032	161,207	22,439	12,481	674	42,989	15,599	25,165	38,616	7,127
28		farms reporting	170	601	226	138	11	44	146	36	67	115
29		1919 acres	117	1,316	109	106	4	736	150	92	108	120
30	Cantaloupes and muskmelons	1929 acres	16	22	20	3	1	1	20		1	
31		value of crop dollars	2,699	1,557	3,485	542	80	250	4,358		122	
32		farms reporting	23	17	28	4	2	1	30		1	
33		1919 acres	25	15	11	3		4	9	2	1	1
34	Carrots	1929 acres	59	151	101	3		28	5	1	2	3
35		value of crop dollars	10,106	33,884	31,173	399		13,360	360	200	135	325
36		farms reporting	69	78	71	10		14	5	1	4	15
37		1919 acres	24	134	16	5		226	7	31	4	3
38	Cauliflower	1929 acres	7	13	4	1		10	2	9	13	1
39		value of crop dollars	1,100	702	1,190	75		8,250	165	1,350	2,144	180
40		farms reporting	10	9	7	2		6	5	1	8	2
41		1919 acres	3		2			12		12		
42	Celery	1929 acres	316	34	160	6	(2)	54	1	97	51	1
43		value of crop dollars	212,860	8,647	54,310	1,252	35	36,772	38	49,971	49,164	570
44		farms reporting	108	23	76	4	2	42	3	34	4	6
45		1919 acres	132	24	148	1		99	4	141	1	1
46	Corn, sweet	1929 acres	696	179	579	49	111	119	504	35	614	90
47		value of crop dollars	52,684	8,148	27,965	5,679	8,077	15,226	27,244	4,375	65,694	6,359
48		farms reporting	329	106	335	90	36	23	272	7	78	152
49		1919 acres	406	710	830	149	17	960	386	56	116	132
50	Cucumbers	1929 acres	31	1,351	531	6	1	4	134		28	9
51		value of crop dollars	4,870	102,384	71,214	1,198	135	1,300	12,820		2,134	1,428
52		farms reporting	80	570	465	34	8	2	138		26	69
53		1919 acres	25	16	239	47	2	50	42	4	53	19
54	Eggplant	1929 acres	1					2			16	
55		value of crop dollars	144					1,000			2,700	
56		farms reporting	2					1			1	
57		1919 acres								8	1	
58	Escarole	1929 acres						4				
59		value of crop dollars						2,650				
60		farms reporting						5				
61	Horseradish	1929 acres										
62		value of crop dollars										
63		farms reporting										
64		1919 acres						24		3		
65	Kale	1929 acres						1				
66		value of crop dollars						100				
67		farms reporting						1				
68		1919 acres						13				
69	Lettuce	1929 acres	483	593	1,481	1	1	150	5	98	5	6
70		value of crop dollars	142,458	134,057	308,565	175	159	98,110	1,268	49,990	4,531	832
71		farms reporting	289	101	200	11	7	82	17	35	9	10
72		1919 acres	359	390	465	4		291	7	99	3	3
73	Onions (dry)	1929 acres	3,266	412	199	3	1	46	25	22	4	7
74		value of crop dollars	777,886	133,916	47,920	794	216	23,480	3,203	14,650	481	1,780
75		farms reporting	512	93	147	19	5	39	55	16	4	35
76		1919 acres	2,836	179	234	27	2	146	42	28	5	29
77	Onions (green)	1929 acres			1	(2)		9		8		
78		value of crop dollars			115	40		5,900		5,500		
79		farms reporting			3	1		8		5		
80		1919 acres							2			
81	Parsley	1929 acres						16	2			
82		value of crop dollars						10,556	150			
83		farms reporting						11	1			
84		1919 acres	1					43		8		
85	Parsnips	1929 acres	1		1	2		5				
86		value of crop dollars	145		330	420		3,400				
87		farms reporting	1		3	2		3				
88		1919 acres	1		1			54	1		1	
89	Peas (green)	1929 acres	52	2,339	146	183	2	6	64	1	7	9
90		value of crop dollars	7,782	55,710	5,542	16,026	214	2,125	6,639	300	1,002	1,164
91		farms reporting	114	461	83	147	8	8	85	1	16	39
92		1919 acres	50	1,467	170	57	1	158	84	10	10	5

[1] Where less than 1 acre was grown in a county in 1919, no acreage is shown for that year.
[2] Less than 1 acre.

AND NUMBER OF FARMS REPORTING, 1929; AND ACREAGE, 1919 [1]—Continued

include vegetables grown under glass. Additional crops are shown in Tables V, VII, and VIII]

Saratoga	Schenectady	Schoharie	Schuyler	Seneca	Steuben	Suffolk	Sullivan	Tioga	Tompkins	Ulster	Warren	Washington	Wayne	Westchester	Wyoming	Yates	
1,158	684	162	137	2,413	2,859	9,106	150	394	762	2,029	202	357	13,286	374	2,481	2,671	1
122,158	85,979	37,809	15,583	160,408	141,794	1,524,231	21,865	51,308	102,666	339,086	33,241	53,415	2,561,651	63,193	82,939	129,961	2
898	563	75	32	1,260	1,346	6,358	142	127	499	1,026	316	297	8,313	1,338	253	919	3
43	50	2	6	61	12	127	1	4	14	107	5	8	35	10	3	3	4
6,852	7,558	724	1,621	7,890	1,387	20,810	390	1,189	2,938	25,719	1,053	1,742	4,651	843	540	501	5
81	45	8	10	40	13	94	5	16	20	98	16	20	33	8	11	9	6
6	20		1	14		93			5	32	1		12	4	1	4	7
34	52	12	13	255	252	334	6	37	30	74	8	31	2,026	8	330	242	8
4,287	4,267	1,493	771	20,618	11,770	40,729	846	4,114	1,962	11,009	850	3,185	161,471	1,438	15,367	12,138	9
114	47	26	14	56	85	251	37	80	36	138	41	47	679	16	55	35	10
32	14	4	1	12	85	708	2	7	7	53	5	3	461	31	35	4	11
(2)	1	9		3		561			(2)				13	2		1	12
90	75	425		225		79,248			187				950	120		100	13
2	1	2		1		244			3				3	2		1	14
1		1		2	16	42	2		3	3	4		234	1	1	51	15
193		210		257	1,165	4,615	168		413	438	428		29,729	51	68	6,210	16
4		4		3	9	29	18		7	6	6		83	2	2	23	17
2	1			5	4	29	2	1		1	1	1	95	1		9	18
						11											19
						1,500											20
						11											21
						785				2							22
						184,718				710							23
						258				3							24
						445											25
111	85	34	22	711	70	748	34	148	459	124	17	33	1,883	18	71	461	26
11,612	11,492	5,469	2,246	70,802	6,900	76,201	6,472	18,498	62,448	18,561	3,936	5,783	231,113	2,855	5,598	55,328	27
183	68	47	26	147	83	279	59	149	245	160	42	59	733	22	69	87	28
119	104	20	6	416	70	1,428	20	45	311	145	36	32	1,962	77	51	628	29
59	8		1	5	1	18		8	11	10	4	22	18	1	2	1	30
7,831	698		165	676	181	3,112		1,467	3,681	884	668	5,281	2,295	210	125	275	31
77	12		3	10	4	24		10	16	16	13	18	21	3	1	5	32
63	33			4		31		2	5	12	10	4	7	12	1	1	33
15	2	1		3	9	64	3	2	2	1	1	2	1,272	(2)	3	28	34
3,623	130	787		156	2,073	9,409	307	355	267	100	298	498	359,650	45	161	2,078	35
33	3	8		4	13	39	26	5	5	3	8	10	860	1	6	23	36
7	11		1	2	1	67	3	1		3	19	1	359	7	4	4	37
25	9	37		(2)	2	2,189	4	(2)	2	46	(2)	2	2			1	38
3,006	2,552	16,420		80	760	554,255	1,270	100	250	21,653	125	893	500			115	39
9	5	6		1	5	497	6	1	2	21	1	7	2			1	40
1	8				1	1,266	1			1		2					41
5	(2)		2	8	105	5		3	(2)	54	19	1	2,661	(2)	1		42
3,053	50		328	1,115	26,561	747		1,020	52	11,709	9,522	205	1,140,705	75	330		43
13	1		6	5	31	9		5	2	18	6	4	688	3	3		44
12	1		1	10	123	11		2	1	9	1	2	892	15	1	1	45
537	207	18	17	367	145	2,068	39	97	82	493	91	128	703	155	854	715	46
32,451	13,790	2,582	1,682	15,165	8,345	170,166	3,526	9,222	6,414	43,964	6,966	11,987	25,804	17,795	25,944	19,559	47
321	90	30	34	131	123	334	67	100	76	252	77	120	251	56	184	175	48
413	186	10	9	271	117	478	25	28	83	371	97	127	848	227	84	69	49
67	37	4	8	10	17	235	8	8	7	52	10	41	508	6	9	1	50
7,656	4,041	782	493	805	2,695	42,135	1,303	1,569	1,287	9,289	1,319	4,030	37,469	975	933	173	51
145	47	18	11	19	48	113	44	38	33	95	38	53	350	10	21	5	52
41	40	3	2	11	10	1,146	4	8	7	21	8	73	586	17	3	11	53
1						3											54
50						700											55
1						2											56
	1									1				1			57
																	58
																	59
																	60
																	61
																	62
																	63
										2			1				64
						1											65
						50											66
						1											67
							4										68
6	5	2	1	7	29	34	1	2	2	48	3	3	450	18	3	(2)	69
689	1,393	460	376	1,752	5,238	8,901	160	535	153	8,488	321	1,130	127,788	3,448	505	28	70
32	7	12	3	3	34	48	16	6	13	42	19	18	266	15	13	3	71
3	1	1		23	49	7	1		3	9	7	1	532	31	4		72
27	4	15	5	5	41	27	3	6	3	41	3	12	828	(2)	8	2	73
4,697	744	4,519	1,061	720	9,365	8,360	250	1,076	415	7,979	354	3,215	251,125	55	776	233	74
99	15	37	10	10	69	34	15	25	22	64	10	32	390	4	15	6	75
40	30	11	5	12	34	48	5	8	5	99	9	18	1,068	13	10	3	76
						1		(2)					2				77
						350		32					276				78
						2		3					3				79
																	80
						3											81
						192											82
						3											83
																	84
						6		(2)	(2)			(2)	9				85
						1,780		55	50			50	2,105				86
						6		2	1			1	4				87
					1	2						1					88
38	24	18	7	860	2,091	213	2	40	77	35	7	15	1,662	2	1,164	1,154	89
5,496	2,773	2,299	998	19,717	53,504	15,948	232	6,096	4,515	5,912	997	2,020	40,192	281	27,117	31,729	90
86	22	35	16	180	364	170	17	43	54	71	36	32	403	9	204	217	91
34	15	23	1	365	821	42	2	8	52	14	11	3	1,229	11	44	173	92

COUNTY TABLE VI.—VEGETABLES HARVESTED FOR SALE—ACREAGE, VALUE, AND NUMBER OF FARMS REPORTING, 1929; AND ACREAGE, 1919 [1]—Continued

[This table is presented in two sections, the first section beginning on p. 267. This table does not include vegetables grown under glass. Additional crops are shown in Tables V, VII, and VIII]

	ITEM (See definitions in Introduction)	THE STATE	Albany	Allegany	Bronx	Broome	Cattaraugus	Cayuga
	VEGETABLES HARVESTED FOR SALE							
1	Peppers (including pimentos) 1929 acres	390	125					4
2	value of crop dollars	61,745	22,239					499
3	farms reporting	413	87					9
4	1919 acres	183	49					2
5	Pumpkins 1929 acres	96					1	5
6	value of crop dollars	4,593					20	168
7	farms reporting	53					1	4
8	1919 acres	160		2		1		
9	Radishes 1929 acres	164	7		8			
10	value of crop dollars	72,241	2,501		1,500			
11	farms reporting	90	6		3			
12	1919 acres	149	10			1		
13	Rhubarb 1929 acres	72	3		(2)	(2)		(2)
14	value of crop dollars	23,303	1,081		50	28		47
15	farms reporting	72	3		1	3		2
16	1919 acres	208	6			1		1
17	Spinach 1929 acres	2,747	106	5	9	18	2	12
18	value of crop dollars	620,278	16,532	758	2,225	3,057	220	1,822
19	farms reporting	1,639	88	5	7	17	8	16
20	1919 acres	524	24					
21	Squashes 1929 acres	569	15	2	3	12	5	21
22	value of crop dollars	57,880	1,443	385	540	2,226	1,220	950
23	farms reporting	488	15	3	4	21	14	14
24	1919 acres	381	5	7		9	1	4
25	Tomatoes 1929 acres	18,031	646	4	1	49	160	50
26	value of crop dollars	2,349,245	128,166	502	200	10,676	11,679	11,317
27	farms reporting	9,774	397	15	3	122	73	99
28	1919 acres	13,417	573	10	56	43	79	40
29	Turnips 1929 acres	356	(2)	1	3	3	5	4
30	value of crop dollars	48,457	22	112	600	337	531	517
31	farms reporting	352	1	1	2	9	9	8
32	1919 acres	446	6	4		4	2	5
33	Watermelons 1929 acres	189	16			(2)		1
34	value of crop dollars	26,036	3,756			21		177
35	farms reporting	204	20			2		4
36	1919 acres	201	21		4		3	1
37	Mixed vegetables 1929 acres	8,477	420	15	15	87	29	117
38	value of crop dollars	1,947,820	82,366	3,866	9,602	32,632	3,723	14,942
39	farms reporting	2,714	156	11	5	54	30	32
40	1919 acres	5,862	179	1	247	31	3	4
41	Other vegetables [3] 1929 acres	928	49	10	7	28	5	2
42	value of crop dollars	278,804	6,603	668	3,125	5,050	805	280
43	farms reporting	560	14	4	6	16	7	2
44	1919 acres	84	1		2			

	ITEM (See definitions in Introduction)	Chautauqua	Chemung	Chenango	Clinton	Columbia	Cortland	Delaware	Dutchess
	VEGETABLES HARVESTED FOR SALE								
1	Peppers (including pimentos) 1929 acres	3	1		(2)	1	(2)		2
2	value of crop dollars	202	175		60	85	50		310
3	farms reporting	7	4		2	2	1		6
4	1919 acres								1
5	Pumpkins 1929 acres		2						
6	value of crop dollars		50						
7	farms reporting		1						
8	1919 acres	1						6	
9	Radishes 1929 acres								
10	value of crop dollars								
11	farms reporting								
12	1919 acres								1
13	Rhubarb 1929 acres	1							
14	value of crop dollars	310							
15	farms reporting	3							
16	1919 acres	1							
17	Spinach 1929 acres	20	19	(2)	7	2	1		28
18	value of crop dollars	2,195	2,207	25	999	247	111		2,619
19	farms reporting	39	8	1	20	14	3		23
20	1919 acres					1			
21	Squashes 1929 acres	11	5	3	2		8	2	16
22	value of crop dollars	1,852	1,517	154	270		777	369	1,050
23	farms reporting	26	9	4	3		8	7	5
24	1919 acres	12	3	3		1	6	1	2
25	Tomatoes 1929 acres	3,343	39	2	72	71	6	5	157
26	value of crop dollars	280,738	10,423	487	15,642	12,723	597	485	25,446
27	farms reporting	882	71	22	104	119	12	17	149
28	1919 acres	2,368	43	4	36	31	4	3	106
29	Turnips 1929 acres	2	1	8	2	1	1	6	12
30	value of crop dollars	327	85	849	217	90	95	1,437	2,630
31	farms reporting	4	1	8	5	2	4	8	6
32	1919 acres			4	1	2	1	1	9
33	Watermelons 1929 acres	1			1	2		(2)	1
34	value of crop dollars	174			110	412		26	185
35	farms reporting	1			2	6		2	3
36	1919 acres	27					1		4
37	Mixed vegetables 1929 acres	76	99	27	39	43	6	12	245
38	value of crop dollars	14,324	30,477	3,873	7,743	5,341	1,043	3,588	35,459
39	farms reporting	68	23	15	41	19	8	19	47
40	1919 acres	24	18	6	16	3	2	1	265
41	Other vegetables [3] 1929 acres	16	6	2	3	5	1	1	3
42	value of crop dollars	2,850	622	525	1,156	850	80	265	323
43	farms reporting	38	3	4	3	3	3	8	7
44	1919 acres	1			1				

[1] Where less than 1 acre was grown in a county in 1919, no acreage is shown for that year.

[2] Less than 1 acre.

[3] Not including white potatoes or sweetpotatoes and yams.

COUNTY TABLE VI.—VEGETABLES HARVESTED FOR SALE—ACREAGE, VALUE, AND NUMBER OF FARMS REPORTING, 1929; AND ACREAGE, 1919[1]—Continued

[This table is presented in two sections, the first section beginning on p. 267. This table does not include vegetables grown under glass. Additional crops are shown in Tables V, VII, and VIII]

	ITEM (See definitions in Introduction)		Erie	Essex	Franklin	Fulton	Genesee	Greene	Hamilton	Herkimer
	VEGETABLES HARVESTED FOR SALE									
1	Peppers (including pimentos)	1929 acres	28					(2)		
2		value of crop dollars	2,937					30		
3		farms reporting	32					1		
4		1919 acres	9							
5	Pumpkins	1929 acres	(2)							
6		value of crop dollars	40							
7		farms reporting	1							
8		1919 acres	24							1
9	Radishes	1929 acres	34							
10		value of crop dollars	9,506							
11		farms reporting	16							
12		1919 acres	55							1
13	Rhubarb	1929 acres	10							
14		value of crop dollars	2,710							
15		farms reporting	14							
16		1919 acres	14							
17	Spinach	1929 acres	165	6	4		97	7		1
18		value of crop dollars	38,788	3,014	1,017		7,438	950		124
19		farms reporting	127	23	11		28	12		4
20		1919 acres	34	2				1		
21	Squashes	1929 acres	48		(2)	5	7			3
22		value of crop dollars	2,751		34	798	353			685
23		farms reporting	32		2	5	9			5
24		1919 acres	29	1	1	3				9
25	Tomatoes	1929 acres	1,239	9	28	7	207	24		92
26		value of crop dollars	160,918	2,340	4,114	679	12,257	3,344		12,698
27		farms reporting	824	46	35	20	114	33		83
28		1919 acres	1,178	14	16	4	9	13		39
29	Turnips	1929 acres	30	1	16	2	17	1		2
30		value of crop dollars	4,165	148	1,105	350	2,648	152		205
31		farms reporting	22	5	10	1	15	3		3
32		1919 acres	52	2	13	1	1	3		4
33	Watermelons	1929 acres	14		1		(2)			2
34		value of crop dollars	1,151		80		30			200
35		farms reporting	13		4		1			1
36		1919 acres	9		1		1			
37	Mixed vegetables	1929 acres	561	32	46	13	23	6		8
38		value of crop dollars	157,554	4,202	5,634	1,504	2,870	1,318		1,010
39		farms reporting	214	53	50	37	8	7		12
40		1919 acres	146	45	6	1	1	25	50	8
41	Other vegetables[3]	1929 acres	69	6		6	17	10		1
42		value of crop dollars	13,353	928		460	1,798	870		210
43		farms reporting	61	6		5	4	5		2
44		1919 acres	6				1			

	ITEM (See definitions in Introduction)		Jefferson	Kings	Lewis	Livingston	Madison	Monroe	Montgomery	Nassau
	VEGETABLES HARVESTED FOR SALE									
1	Peppers (including pimentos)	1929 acres			(2)		1	36		9
2		value of crop dollars			50		76	5,725		838
3		farms reporting			1		3	47		6
4		1919 acres						28		1
5	Pumpkins	1929 acres					22	3		3
6		value of crop dollars					801	200		825
7		farms reporting					5	2		3
8		1919 acres	2				1	4		1
9	Radishes	1929 acres		2				3		60
10		value of crop dollars		400				630		31,686
11		farms reporting		1				2		33
12		1919 acres		2				3		33
13	Rhubarb	1929 acres				(2)		4		14
14		value of crop dollars				50		701		5,155
15		farms reporting				1		5		11
16		1919 acres		10				18	1	15
17	Spinach	1929 acres	2	4		151	4	131	1	653
18		value of crop dollars	434	1,050		21,932	834	19,266	283	188,308
19		farms reporting	11	4		31	4	129	6	168
20		1919 acres		5		162		6		106
21	Squashes	1929 acres	1		(2)	2	29	50	1	18
22		value of crop dollars	166		60	270	2,430	5,577	170	3,190
23		farms reporting	4		3	5	5	35	3	7
24		1919 acres	26	12	1	1	3	35	1	3
25	Tomatoes	1929 acres	52	14	5	7	21	2,514	19	182
26		value of crop dollars	10,084	3,310	177	982	3,390	352,029	4,253	38,084
27		farms reporting	122	6	12	19	36	1,104	48	114
28		1919 acres	34	148	9	14	9	1,545	33	486
29	Turnips	1929 acres	4		7	(2)	1	13		12
30		value of crop dollars	853		374	150	100	1,760		3,660
31		farms reporting	12		8	1	1	10		7
32		1919 acres	2		2	1		7		86
33	Watermelons	1929 acres	9			6		16	(2)	1
34		value of crop dollars	561			200		1,301	40	365
35		farms reporting	13			2		9	3	2
36		1919 acres	6				3	8	2	10
37	Mixed vegetables	1929 acres	46	46	2	361	13	874	13	1,136
38		value of crop dollars	8,240	20,055	261	29,262	1,798	204,137	4,229	345,241
39		farms reporting	65	6	7	7	15	194	8	142
40		1919 acres	39	41	2	2	4	113	18	820
41	Other vegetables[3]	1929 acres	8		(2)	9	34	63	2	185
42		value of crop dollars	1,102		20	2,079	8,061	18,026	232	165,487
43		farms reporting	7		1	6	7	36	7	53
44		1919 acres		3				7		9

[1] Where less than 1 acre was grown in a county in 1919, no acreage is shown for that year.

[2] Less than 1 acre.

[3] Not including white potatoes or sweetpotatoes and yams.

COUNTY TABLE VI.—VEGETABLES HARVESTED FOR SALE—ACREAGE, VALUE, AND NUMBER OF FARMS REPORTING, 1929; AND ACREAGE, 1919 [1]—Continued

[This table is presented in two sections, the first section beginning on p. 267. This table does not include vegetables grown under glass. Additional crops are shown in Tables V, VII, and VIII]

	ITEM (See definitions in Introduction)	New York	Niagara	Oneida	Onondaga	Ontario	Orange	Orleans	Oswego
	VEGETABLES HARVESTED FOR SALE								
1	Peppers (including pimentos) 1929 acres		86		33	1	5		3
2	value of crop dollars		9,449		6,447	95	880		718
3	farms reporting		103		44	4	12		7
4	1919 acres		31	1	4	1	12		1
5	Pumpkins 1929 acres		2	47		6		(2)	
6	value of crop dollars		163	1,461		170		25	
7	farms reporting		4	22		3		1	
8	1919 acres		4	32	4	8	1	11	19
9	Radishes 1929 acres		6		1	(2)	1		(2)
10	value of crop dollars		1,084		50	25	200		30
11	farms reporting		6		1	1	1		2
12	1919 acres		5	2	3		1		
13	Rhubarb 1929 acres			(2)	6	1	4	(2)	1
14	value of crop dollars			150	974	122	900	60	120
15	farms reporting			1	8	3	5	1	2
16	1919 acres			1	5	2	12	1	3
17	Spinach 1929 acres		28	16	35	47	47	70	131
18	value of crop dollars		3,537	3,235	7,453	7,488	8,783	11,500	13,664
19	farms reporting		40	19	49	17	69	24	84
20	1919 acres		2	3	5	6	27		
21	Squashes 1929 acres		28	54	44	71	2	13	13
22	value of crop dollars		3,403	5,332	5,466	3,150	200	623	934
23	farms reporting		30	34	43	28	2	8	13
24	1919 acres		20	18	43	16	3	5	11
25	Tomatoes 1929 acres		2,227	72	559	44	325	3,062	80
26	value of crop dollars		238,101	14,272	96,636	7,907	65,622	280,140	13,293
27	farms reporting		1,246	118	427	48	303	707	140
28	1919 acres		1,926	96	476	103	109	1,261	57
29	Turnips 1929 acres		6	2	14	11	1	26	15
30	value of crop dollars		601	546	1,904	876	175	3,432	2,441
31	farms reporting		6	7	21	8	3	15	23
32	1919 acres			2	4	1	6		9
33	Watermelons 1929 acres		15	3	15	6	5		(2)
34	value of crop dollars		2,570	2,130	1,660	535	527		67
35	farms reporting		10	3	11	4	9		2
36	1919 acres		14	3	8	3	2		4
37	Mixed vegetables 1929 acres		229	223	272	624	200	52	43
38	value of crop dollars		33,470	59,687	49,761	86,541	43,357	10,135	5,058
39	farms reporting		152	78	132	64	95	26	39
40	1919 acres	13	10	116	70	6	126	2	6
41	Other vegetables [3] 1929 acres		19	8	14	1	5	1	
42	value of crop dollars		2,401	1,016	3,363	350	1,000	100	
43	farms reporting		24	5	14	1	6	1	
44	1919 acres					4			

	ITEM (See definitions in Introduction)	Otsego	Putnam	Queens	Rensselaer	Richmond	Rockland	St. Lawrence	Saratoga
	VEGETABLES HARVESTED FOR SALE								
1	Peppers (including pimentos) 1929 acres			5	6		1		2
2	value of crop dollars			1,450	436		103		396
3	farms reporting			1	4		2		5
4	1919 acres		3	2	2		1		3
5	Pumpkins 1929 acres					2	1		(2)
6	value of crop dollars					280	40		25
7	farms reporting					1	1		1
8	1919 acres		1		16				
9	Radishes 1929 acres			38		2			
10	value of crop dollars			24,060		250			
11	farms reporting			13		2			
12	1919 acres			25	3	3			
13	Rhubarb 1929 acres			10				(2)	
14	value of crop dollars			3,000				50	
15	farms reporting			1				1	
16	1919 acres	1		96	3	1			2
17	Spinach 1929 acres	1	1	294	3	88	10	(2)	12
18	value of crop dollars	185	123	109,806	211	55,930	1,881	54	1,903
19	farms reporting	4	3	77	9	35	13	3	28
20	1919 acres			88		17	3		
21	Squashes 1929 acres	1		3	3	5	4	2	4
22	value of crop dollars	240		1,250	185	650	1,200	465	716
23	farms reporting	5		1	4	2	3	9	9
24	1919 acres	3		1	2			3	3
25	Tomatoes 1929 acres	3	13	83	183	117	352	25	97
26	value of crop dollars	379	1,884	31,665	25,660	23,885	98,834	4,569	17,469
27	farms reporting	17	17	43	191	30	101	73	184
28	1919 acres	33	2	832	90	400	133	16	76
29	Turnips 1929 acres	8			7			2	(2)
30	value of crop dollars	650			288			419	35
31	farms reporting	8			4			9	1
32	1919 acres		1	38	30	1		1	3
33	Watermelons 1929 acres		1			4			5
34	value of crop dollars		100			500			659
35	farms reporting		1			1			16
36	1919 acres	2			3	1	1	1	8
37	Mixed vegetables 1929 acres	24	10	319	85	104	79	103	50
38	value of crop dollars	2,962	2,498	159,219	9,306	91,873	21,072	23,885	7,304
39	farms reporting	24	6	45	30	32	31	55	71
40	1919 acres	6	67	1,704	76	116	111	16	29
41	Other vegetables [3] 1929 acres	2		47	3	20	5	5	19
42	value of crop dollars	375		25,611	333	16,600	630	309	2,065
43	farms reporting	2		18	4	4	6	11	12
44	1919 acres		1	37		8			1

[1] Where less than 1 acre was grown in a county in 1919, no acreage is shown for that year.

[2] Less than 1 acre.

[3] Not including white potatoes or sweetpotatoes and yams.

County Table VI.—VEGETABLES HARVESTED FOR SALE—ACREAGE, VALUE, AND NUMBER OF FARMS REPORTING, 1929; AND ACREAGE, 1919 [1]—Continued

[This table is presented in two sections, the first section beginning on p. 267. This table does not include vegetables grown under glass. Additional crops are shown in Tables V, VII, and VIII]

	ITEM (See definitions in Introduction)		Schenectady	Schoharie	Schuyler	Seneca	Steuben	Suffolk	Sullivan	Tioga
	VEGETABLES HARVESTED FOR SALE									
1	Peppers (including pimentos)	1929 acres	6					29		
2		value of crop dollars	1,350					6,520		
3		farms reporting	5					8		
4		1919 acres	16					4		
5	Pumpkins	1929 acres						1		
6		value of crop dollars						300		
7		farms reporting						1		
8		1919 acres				15	1			
9	Radishes	1929 acres						2		
10		value of crop dollars						319		
11		farms reporting						3		
12		1919 acres								
13	Rhubarb	1929 acres						14		
14		value of crop dollars						7,350		
15		farms reporting						4		
16		1919 acres	2				1	4		
17	Spinach	1929 acres	4	1	1	3	13	163	1	2
18		value of crop dollars	455	96	64	197	1,397	24,080	227	531
19		farms reporting	5	4	2	5	17	92	10	7
20		1919 acres						5		
21	Squashes	1929 acres	4		3	21	2	7		1
22		value of crop dollars	250		143	550	185	1,478		179
23		farms reporting	2		4	9	4	3		3
24		1919 acres	4		1	41	1	3	1	1
25	Tomatoes	1929 acres	105	5	20	19	25	257	6	16
26		value of crop dollars	23,169	1,167	1,578	2,282	4,714	48,257	1,149	2,863
27		farms reporting	77	20	34	19	63	200	40	58
28		1919 acres	73	2	4	58	19	144	3	8
29	Turnips	1929 acres	2					5	1	2
30		value of crop dollars	50					525	240	105
31		farms reporting	1					6	5	2
32		1919 acres				1		98		
33	Watermelons	1929 acres	6			26		20		(2)
34		value of crop dollars	650			3,746		1,858		20
35		farms reporting	3			2		28		1
36		1919 acres	3					31		
37	Mixed vegetables	1929 acres	57	3	5	22	21	1,075	38	17
38		value of crop dollars	7,002	311	550	1,275	5,249	196,723	5,066	1,956
39		farms reporting	19	5	4	13	25	188	18	15
40		1919 acres		1			8	268	68	8
41	Other vegetables [3]	1929 acres	16	(2)	26	25	8	58	1	1
42		value of crop dollars	3,490	65	3,507	12,380	305	12,895	259	326
43		farms reporting	11	2	3	1	16	21	6	4
44		1919 acres							1	

	ITEM (See definitions in Introduction)		Tompkins	Ulster	Warren	Washington	Wayne	Westchester	Wyoming	Yates
	VEGETABLES HARVESTED FOR SALE									
1	Peppers (including pimentos)	1929 acres		1	(2)		2			
2		value of crop dollars		150	125		350			
3		farms reporting		2	1		7			
4		1919 acres		8	3			1		
5	Pumpkins	1929 acres		1						
6		value of crop dollars		25						
7		farms reporting		2						
8		1919 acres			1		1	3		
9	Radishes	1929 acres								
10		value of crop dollars								
11		farms reporting								
12		1919 acres						1		
13	Rhubarb	1929 acres					4	(2)		
14		value of crop dollars					395	50		
15		farms reporting					2	1		
16		1919 acres		1			6			
17	Spinach	1929 acres	1	29	2	1	280	8		(2)
18		value of crop dollars	161	4,158	278	125	45,129	1,144		22
19		farms reporting	4	42	8	5	146	9		2
20		1919 acres	1				18	8		
21	Squashes	1929 acres	2			4	5		3	1
22		value of crop dollars	310			443	501		625	165
23		farms reporting	5			4	6		6	3
24		1919 acres	5		1	5	3	4	3	1
25	Tomatoes	1929 acres	18	732	13	25	441	70	7	5
26		value of crop dollars	5,996	141,178	3,735	7,815	53,524	12,101	684	977
27		farms reporting	37	467	36	63	246	33	17	18
28		1919 acres	13	209	17	14	192	86	7	11
29	Turnips	1929 acres	1	(2)	2	2	74	(2)	19	1
30		value of crop dollars	35	20	300	169	8,237	20	3,750	120
31		farms reporting	3	2	2	4	46	1	8	1
32		1919 acres	1	5	4	5	20	3		
33	Watermelons	1929 acres		6	2	1	3	(2)		
34		value of crop dollars		1,426	161	160	458	20		
35		farms reporting		8	7	4	5	1		
36		1919 acres		7	2	1	2	4		
37	Mixed vegetables	1929 acres	46	160	9	24	128	38	3	4
38		value of crop dollars	10,867	24,779	1,572	4,324	29,023	16,125	416	160
39		farms reporting	12	61	22	29	48	9	10	3
40		1919 acres		23	82	4	19	781	5	
41	Other vegetables [3]	1929 acres	2	10	2	2	43	37		(2)
42		value of crop dollars	265	935	233	360	8,211	5,542		50
43		farms reporting	6	15	7	3	27	10		2
44		1919 acres			1					

[1] Where less than 1 acre was grown in a county in 1919, no acreage is shown for that year.

[2] Less than 1 acre.

[3] Not including white potatoes or sweetpotatoes and yams.

County Table VII.—SPECIFIED CROPS, SWEETCLOVER FOR PASTURE, FARM GARDENS,

[Additional crops are shown

	ITEM (See definitions in Introduction)		The State	Albany	Allegany	Bronx	Broome	Cattaraugus
	CROPS, 1929							
	Annual legumes:							
1	Soybeans, for all purposes	farms reporting	469	5	9		18	4
2	grown alone	acres	2,459	41	9		89	32
3	grown with other crops	acres	782	5	18		15	
4		bushels	3,781		6		5	2
5	Cowpeas, for all purposes	farms reporting	186		11		2	6
6	grown alone	acres	372		14		2	6
7	grown with other crops	acres	320		7		3	2
8		bushels	3,696		27			40
9	Canada, marrowfat, Scotch, and other ripe field peas [1]	farms reporting	893	12	14			5
10	grown alone	acres	5,596	46	18			4
11	grown with other crops	acres	446	2	1			
12		bushels	41,116	50	374			169
13	Navy, pinto, kidney, Lima, and other ripe field beans [2]	farms reporting	14,136	30	278		32	67
14	grown alone	acres	98,876	18	1,809		27	54
15	grown with other crops	acres	3,097	2	5		2	
16		bushels	1,198,655	161	27,778		233	576
	Other field crops:							
17	Flax threshed	acres	8					
18		bushels	119					
19		farms reporting	4					
20	Sweetpotatoes and yams	acres	13			1		
21		bushels	733			100		
22		farms reporting	19			1		
23	Emmer and spelt threshed	acres	64					1
24		bushels	1,164					40
25		farms reporting	19					1
26	Hops	acres	17					
27		pounds	7,920					
28		farms reporting	5					
29	Medicinal crops	acres	26					2
30		pounds	4,927					500
31		farms reporting	12					1
32	Mint (mint oil)	acres	12					
33		pounds	550					
34		farms reporting	3					
35	Sorghums harvested for grain	acres	219				30	
36		bushels	3,448				500	
37		farms reporting	38				2	
38	Sorghums cut for silage, hay, or fodder	acres	635		30		1	9
39		tons	1,515		60		2	29
40		farms reporting	227		7		1	3
41	Pop corn	acres	243	1	2		6	3
42		bushels	7,049	9	37		257	116
43		farms reporting	395	3	4		9	4
44	Mixed grains not separated in harvesting	acres	258,084	1,741	15,106		763	8,394
45		bushels	6,155,332	32,378	311,921		21,051	208,603
46		farms reporting	21,820	162	1,123		93	777
47	Willows	acres	10					
48		tons	26					
49		farms reporting	3					
50	Root crops for forage	acres	261				9	7
51		tons	2,562				63	57
52		farms reporting	222				6	10
53	Crops grazed or hogged off [3]	acres	334				87	14
54		farms reporting	92				30	5
55	All other crops	acres	351					4
	Grass seeds:							
56	Clover seeds (all kinds)	acres	9,824	51	25		11	15
57		bushels	16,326	80	25		11	10
58		farms reporting	1,058	8	3		2	2
59	Alfalfa seed	acres	166	7				1
60		bushels	254	26				1
61		farms reporting	42	2				1
62	Timothy seed	acres	2,123	15	33		13	4
63		bushels	2,988	15	52		13	6
64		farms reporting	350	3	7		3	2
	Other seeds:							
65	Millet seed	acres	1,483				341	
66		bushels	37,695				8,044	
67		farms reporting	216				60	
68	Vetch seed	acres	20					
69		bushels	70					
70		farms reporting	1					
71	All other (vegetable and flower) seeds	acres	94					
72		pounds	21,200					
73		farms reporting	23					
74	**Sweetclover for pasture**	acres	23,444	50	82		48	27
75		farms reporting	2,799	6	13		6	5
76	**Farm garden vegetables grown for home use only** [4]	farms reporting	107,683	1,248	2,346	2	2,182	2,633
	Maple products:							
77	Maple sirup	gallons	612,580	490	35,024		4,318	36,895
78		farms reporting	10,382	37	579		172	636
79	Maple sugar	pounds	297,871	489	22,014		2,331	20,725
80		farms reporting	2,475	9	149		37	145
	FOREST PRODUCTS, 1929							
	Forest products, cut on farms, for home use and for sale:							
81	Saw logs and veneer logs	thousands of board feet	115,293	923	2,671		1,855	3,660
82		farms reporting	10,384	203	264		213	409
83	Firewood	cords	1,839,030	14,281	48,524		52,567	55,222
84		farms reporting	89,064	1,175	2,092		1,874	2,528
85	Pulpwood	cords	41,191	161	301		1,292	2,715
86		farms reporting	1,494	8	13		25	47
87	Fence posts	number	5,629,259	57,945	245,311		136,849	333,875
88		farms reporting	30,283	430	1,172		837	1,522
89	Railroad ties	number	280,410	2,250	10,425		4,078	6,806
90		farms reporting	595	4	17		16	34
91	Poles and piling	number	94,314	217	786		38,915	731
92		farms reporting	547	11	17		37	16
	NURSERIES AND GREENHOUSES, 1929							
	Nurseries, greenhouses, hothouses, etc., reporting—							
93	Receipts from sales of trees, plants, vines, etc., in nurseries; flower and vegetable seeds; and bulbs	farms reporting	1,043	10	5	3	12	10
94	Receipts from sales of flowers, plants, and vegetables grown under glass, and flowers grown in the open	farms reporting	1,850	68	8	4	29	17

[1] Not including cowpeas.
[2] Not including soybeans or velvetbeans.
[3] Not including corn, annual legumes, sweetclover, or alfalfa.
[4] Not including white potatoes or sweetpotatoes and yams.

MAPLE AND FOREST PRODUCTS, AND NURSERIES AND GREENHOUSES, 1929

in Tables V, VI, and VIII]

Cayuga	Chautauqua	Chemung	Chenango	Clinton	Columbia	Cortland	Delaware	Dutchess	Erie	Essex	Franklin	Fulton	Genesee	Greene	
6	20	1	14	9	13	51	15	13	30	1	10		3	13	1
6	60		105	54	64	154	103	147	95	2	9		1	59	2
10	29	12	3	3	2	39	51		42				14		3
	235			44	10		90	40	257	10	135		18		4
6	10	2	7	4	3	5	5	6	13	2	7		1		5
40	4	1	7	4	12	13	3		12	1	7		2		6
	21	1	7	6			15	16	16	3	9				7
812	82		80	100				31	19		65		10		8
23	10	7	18	15		5	23	12	24	11	17	11	14		9
52	18	15	232	91		58	201	100	39	51	16	52	120		10
28	2		1				10	65	11		2				11
734	260	94	35	171		9	1		720	15	214	20	1,548		12
488	170	153	50	165	11	5	13	13	438	38	63	4	1,071	3	13
1,643	75	557	20	306	6	3	5	8	1,537	26	36	1	10,553	5	14
24	61	26		29	4			2	82	5	4		511		15
21,104	881	7,161	604	2,425	48	10	41	157	18,545	178	432	14	148,039	50	16
															17
															18
															19
	1			1										1	20
	135			20										75	21
	3			1										1	22
4	4		7		5										23
45	44		279		55										24
1	2		2		1										25
															26
															27
															28
									1						29
									30						30
									1						31
															32
															33
															34
12				2		9	29						10		35
125				20		120	440						200		36
1				1		2	6						1		37
1	12		10			34	27	35	35		8		5	6	38
4	24		32			128	53	69	40		8		20	12	39
1	6		3			10	6	4	3		1		1	2	40
18	12	1	11	2	1	1			1		1	1	2		41
570	502	40	569	23	6	55			42		36	10	47		42
28	20	2	9	3	3	4			5		4	1	5		43
11,497	5,223	2,252	1,851	2,193	525	3,721	242	817	3,268	1,190	2,415	458	6,347	152	44
278,493	129,323	53,436	61,380	59,166	8,374	113,561	6,612	21,481	50,153	26,439	85,275	11,352	148,772	3,462	45
1,054	668	218	229	211	42	381	55	52	340	116	207	48	579	16	46
															47
															48
															49
2	4	1	5	41	2	2		12	6	4	1	2	1	1	50
25	29	9	33	257	26	16		131	53	25	2	15	6	10	51
4	6	4	6	5	2	2		4	8	4	1	1	2	1	52
29	37				3	5	2		1				9	2	53
5	9				1	1	2		1				1	1	54
16			4				10		36	193	4				55
142	20	11	6	2	8	5	5	18	687	6		1	182	1	56
365	21	15	7	2	24	2	5	18	865	4		2	280	2	57
12	9	2	4	1	3	1	2	3	84	1		1	24	1	58
1					1				2				8	2	59
1					2				2				18	1	60
1					1				1				2	1	61
11	44	5	4	3	26	1	6	69	312	6	5	1	32	12	62
9	89	10	4	3	40	3	4	73	339	9	3	2	37	34	63
2	14	1	1	2	4	1	2	5	35	3	1	1	7	2	64
	21	7	14			85	4								65
	286	244	114			1,720	80								66
	5	1	3			24	1								67
															68
															69
															70
					10								5		71
					500								2,750		72
					1								1		73
965	96	14	17	304	44	35	34	214	7,202	636	135		767	7	74
116	12	5	5	30	9	4	10	18	783	116	11		92	2	75
2,364	4,020	1,106	2,616	2,156	1,415	1,186	3,229	1,485	3,330	1,498	2,036	804	1,614	1,155	76
5,110	45,665	611	22,786	17,710	83	29,912	36,388	65	12,037	5,951	32,006	3,067	1,887	13,120	77
102	724	46	437	185	11	336	981	19	278	122	278	95	48	229	78
4,037	17,899	483	11,765	13,388	17	8,126	14,495	12	6,392	20,916	27,600	535	458	4,785	79
16	164	7	159	57	2	66	197	3	82	83	128	8	20	27	80
1,974	6,669	722	6,408	2,448	754	696	6,080	462	1,788	3,260	388	694	1,442	1,047	81
197	450	104	285	208	99	115	394	70	282	213	91	87	138	182	82
35,913	64,973	18,443	61,369	41,877	18,518	37,807	85,204	22,772	38,923	29,920	30,498	12,265	25,351	21,786	83
1,919	3,076	982	2,163	1,862	1,239	1,221	3,167	1,343	2,241	1,182	1,528	793	1,218	1,293	84
588	548	151	415	5,127	146	695	379	497	1,512	4,281	1,274	34	398	198	85
14	21	12	9	238	14	11	13	25	35	165	63	5	13	9	86
50,465	264,387	57,258	239,125	47,205	81,041	145,030	240,149	85,929	209,177	50,864	19,955	50,085	33,459	39,377	87
302	1,426	401	1,195	194	331	594	1,541	486	1,153	129	93	354	209	312	88
554	535	2,289	14,150		4,205	2,795	35,774	11,412	288	1,196	90	3,802	1,135		89
6	3	4	18		7	12	50	14	6	3	2	11	13		90
241	1,208	59	1,090	571	678	1,050	6,910	5,297	637	1,255	235	260	439	82	91
4	12	6	12	12	13	5	24	17	16	12	3	2	10	4	92
18	51	14	6	4	10	12	11	33	72	10	3	5	11	1	93
33	74	30	8	5	18	18	12	94	141	14	4	10	12	3	94

County Table VII.—SPECIFIED CROPS, SWEETCLOVER FOR PASTURE, FARM GARDENS,

[Additional crops are shown

	ITEM (See definitions in Introduction)	Hamilton	Herkimer	Jefferson	Kings	Lewis	Livingston
	CROPS, 1929						
	Annual legumes:						
1	Soybeans, for all purposes ... farms reporting		3	7		9	4
2	grown alone ... acres		45	118		42	23
3	grown with other crops ... acres		79	46			
4	bushels		5	202			410
5	Cowpeas, for all purposes ... farms reporting		2	9		1	
6	grown alone ... acres		2	30			
7	grown with other crops ... acres		3	1		2	
8	bushels		29	81			
9	Canada, marrowfat, Scotch, and other ripe field peas[1] ... farms reporting	1	3	35		11	39
10	grown alone ... acres		1	156		50	438
11	grown with other crops ... acres	1	3	14		1	
12	bushels			1,432			3,652
13	Navy, pinto, kidney, Lima, and other ripe field beans[2] ... farms reporting	3	22	184		10	1,053
14	grown alone ... acres	3	14	690		2	13,700
15	grown with other crops ... acres		3	27		3	130
16	bushels	8	119	9,726		36	163,100
	Other field crops:						
17	Flax threshed ... acres						
18	bushels						
19	farms reporting						
20	Sweetpotatoes and yams ... acres					1	3
21	bushels					40	72
22	farms reporting					1	1
23	Emmer and spelt threshed ... acres					2	9
24	bushels					48	126
25	farms reporting					1	2
26	Hops ... acres						
27	pounds						
28	farms reporting						
29	Medicinal crops ... acres						
30	pounds						
31	farms reporting						
32	Mint (mint oil) ... acres						
33	pounds						
34	farms reporting						
35	Sorghums harvested for grain ... acres		30			3	
36	bushels		150			60	
37	farms reporting		1			1	
38	Sorghums cut for silage, hay, or fodder ... acres	1	3	4		10	
39	tons	1	9	12		20	
40	farms reporting	1	1	1		1	
41	Pop corn ... acres		4	15		1	5
42	bushels		141	447		43	137
43	farms reporting		4	27		4	5
44	Mixed grains not separated in harvesting ... acres		3,654	27,784		6,889	7,261
45	bushels		97,482	613,347		194,531	161,539
46	farms reporting		290	1,395		431	547
47	Willows ... acres						
48	tons						
49	farms reporting						
50	Root crops for forage ... acres					14	1
51	tons					113	12
52	farms reporting					6	2
53	Crops grazed or hogged off[3] ... acres		1			33	
54	farms reporting		1			9	
55	All other crops ... acres						
	Grass seeds:						
56	Clover seeds (all kinds) ... acres		3	20			899
57	bushels		3	27			1,710
58	farms reporting		2	5			74
59	Alfalfa seed ... acres		5	2			10
60	bushels		8	2			36
61	farms reporting		2	2			2
62	Timothy seed ... acres		4	106		25	104
63	bushels		3	219		50	143
64	farms reporting		2	19		1	14
	Other seeds:						
65	Millet seed ... acres						
66	bushels						
67	farms reporting						
68	Vetch seed ... acres						
69	bushels						
70	farms reporting						
71	All other (vegetable and flower) seeds ... acres						
72	pounds						
73	farms reporting						
74	**Sweetclover for pasture** ... acres	10	233	198		28	1,695
75	farms reporting	2	28	28		4	116
76	**Farm garden vegetables grown for home use only**[4] ... farms reporting	116	1,867	2,946	2	1,917	1,334
	Maple products:						
77	Maple sirup ... gallons	985	2,927	24,397		51,991	163
78	farms reporting	32	85	304		407	5
79	Maple sugar ... pounds	2,016	291	7,960		4,253	
80	farms reporting	13	11	69		61	
	FOREST PRODUCTS, 1929						
	Forest products, cut on farms, for home use and for sale:						
81	Saw logs and veneer logs ... thousands of board feet	106	785	1,324		1,419	1,235
82	farms reporting	14	166	197		162	138
83	Firewood ... cords	3,170	23,471	51,096		38,914	34,399
84	farms reporting	134	1,645	2,378		1,687	1,338
85	Pulpwood ... cords	15	167	505		2,001	1,010
86	farms reporting	1	13	22		61	10
87	Fence posts ... number	6,562	109,861	51,531		65,437	91,470
88	farms reporting	48	620	216		328	491
89	Railroad ties ... number		6,499	1,881		22,126	6,908
90	farms reporting		13	9		46	8
91	Poles and piling ... number	138	191	185		1,435	601
92	farms reporting	3	8	3		5	18
	NURSERIES AND GREENHOUSES, 1929						
	Nurseries, greenhouses, hothouses, etc., reporting—						
93	Receipts from sales of trees, plants, vines, etc., in nurseries; flower and vegetable seeds; and bulbs ... farms reporting		11	23		5	31
94	Receipts from sales of flowers, plants, and vegetables grown under glass, and flowers grown in the open ... farms reporting		15	28	1	4	18

[1] Not including cowpeas. [2] Not including soybeans or velvetbeans. [3] Not including corn, annual legumes, sweetclover, or alfalfa.

MAPLE AND FOREST PRODUCTS, AND NURSERIES AND GREENHOUSES, 1929—Continued

in Tables V, VI, and VIII]

Madison	Monroe	Montgomery	Nassau	New York	Niagara	Oneida	Onondaga	Ontario	Orange	Orleans	Oswego	Otsego	Putnam	Queens	
4	3	4	2		8	18	13	1	12	7	4	15	1		1
2	41	1	1		34	103	35	2	100	16	2	110	6		2
10		30	6		11	11	17		14		4	4			3
	35	20			161	45	45	31	12	280	10	1			4
1	5	3			3	10		3	3	2		6			5
2	29	5			3	11		4	4	2		10			6
		34			1	13		11	6	6		4			7
30	479	250			3	121		164	2	135		17			8
10	44	5			19	24	26	14	32	33	16	25			9
38	223				58	164	53	92	331	232	69	230			10
	3	10			9	1	5		4	25	3	24			11
101	3,431	69			961	1,405	944	1,244	14	4,045	69	246			12
146	870	87			355	126	319	1,122	16	611	182	106			13
102	8,089	49			1,329	90	545	10,351	7	4,579	99	47			14
24	137	9			148	6	35	354	14	71	19	11			15
1,765	119,256	685			15,837	1,532	6,229	124,000	276	62,821	1,593	634			16
	2				1										17
	65				10										18
	1				1										19
										1					20
										100					21
										1					22
3		5			6	7	1					1			23
75		120			150	135	10					9			24
1		2			1	2	1					1			25
						17									26
						7,920									27
						5									28
						2		14							29
						400		100							30
						1		1							31
											10				32
											500				33
											1				34
16		14						5			7	9			35
400		216						100			110	300			36
1		2						1			3	1			37
5	5				1		6	23			12	22		2	38
35	5				2		21	32			40	73		4	39
2	1				1		2	3			1	12		1	40
5	11	1			2	19	14	21		1	32	5			41
176	217	11			53	600	439	339		28	896	133			42
12	10	8			10	31	32	11		2	51	16			43
7,725	5,546	9,008			3,815	5,387	13,106	8,295	91	2,463	3,185	6,751	45		44
206,426	129,284	219,761			102,459	154,976	334,564	205,119	1,776	65,814	63,345	173,167	1,220		45
770	520	626			419	663	1,211	791	14	284	350	556	6		46
	5						5								47
	17						9								48
	1						2								49
17	3		3		1	31	17	4	5	1	1	13			50
166	16		36		2	255	282	57	81	11	12	176			51
19	4		2		1	19	22	9	4	3	2	9			52
					23	21	2	7			15	2			53
					2	9	2	4			1	2			54
2			4			1	50				2	1			55
6	122	6			1,095	52	42	1,910	23	99	1	4			56
8	133	16			1,216	39	66	3,593	25	213	1	3			57
1	16	1			133	9	6	159	1	9	1	2			58
						5		12	13	13					59
						8		12	9	15					60
						3		1	3	2					61
3	59	13			299	83	29	124	5	140	6	5			62
7	70	16			287	85	60	268	6	151	4	4			63
1	11	2			35	9	8	18	4	14	2	2			64
3												18			65
67												480			66
1												8			67
										20					68
										70					69
										1					70
	2								8	(4)					71
	500								40	107					72
	1								1	1					73
214	1,438	63	1		444	313	1,833	1,122	160	467	53	70	25		74
32	155	10	1		68	53	241	169	21	61	11	19	1		75
2,110	1,854	1,440	150		2,735	3,187	3,085	1,942	1,996	1,320	3,017	2,996	183	22	76
7,024	129	1,418			10	6,651	2,890	605	29	129	9,356	11,093			77
156	8	62			1	224	55	30	7	5	254	424			78
1,549	40	84				824	270	5			3,248	4,677			79
24	1	5				20	7	1			59	101			80
2,146	441	1,179	4		668	1,418	921	1,499	1,152	1,881	1,244	6,724			81
281	56	255	1		87	277	179	188	72	92	204	559			82
31,725	18,093	12,982	149		22,196	60,862	32,306	34,738	17,282	21,170	53,189	61,243	2,949	25	83
1,763	1,237	1,072	19		1,069	2,655	1,842	1,667	1,391	853	2,136	2,811	175	2	84
66	317	183			397	577	478	509	586	122	811	383	25		85
8	26	8			26	29	20	11	29	4	34	7	1		86
119,641	17,653	94,161	325		7,968	255,200	45,341	80,510	68,334	8,843	141,949	279,843	5,694		87
530	110	583	2		66	1,408	298	402	441	48	724	1,548	45		88
4,600	320	125			45	22,977	90	1,064	4,879	60	14,633	3,353			89
9	7	2			2	32	3	6	8	1	34	11			90
335	135	294			1,292	1,370	2,069	309	2,706	14	728	1,935	105		91
5	3	6			6	18	6	9	15	2	5	19	3		92
10	61	7	35		48	24	30	31	23	7	21	13	4	41	93
14	189	13	86		110	39	94	27	27	13	30	18	5	56	94

[4] Less than 1 acre.

[5] Not including white potatoes or sweetpotatoes and yams.

COUNTY TABLE VII.—SPECIFIED CROPS, SWEETCLOVER FOR PASTURE, FARM GARDENS,

[Additional crops are shown

	ITEM (See definitions in Introduction)	Rensselaer	Richmond	Rockland	St. Lawrence	Saratoga	Schenectady
	CROPS, 1929						
	Annual legumes:						
1	Soybeans, for all purposes ... farms reporting	14			13		3
2	grown alone ... acres	126			77		2
3	grown with other crops ... acres	3			10		65
4	bushels	25			1		87
5	Cowpeas, for all purposes ... farms reporting	2			4	1	
6	grown alone ... acres				2	5	
7	grown with other crops ... acres	8			22		
8	bushels				59		
9	Canada, marrowfat, Scotch, and other ripe field peas[1] ... farms reporting	17			23	19	4
10	grown alone ... acres	151			107	152	4
11	grown with other crops ... acres				15		10
12	bushels	8			219	18	38
13	Navy, pinto, kidney, Lima, and other ripe field beans[2] ... farms reporting	52			88	35	34
14	grown alone ... acres	36			52	10	29
15	grown with other crops ... acres	17			8	1	9
16	bushels	332			517	153	270
	Other field crops:						
17	Flax threshed ... acres						
18	bushels						
19	farms reporting						
20	Sweetpotatoes and yams ... acres				1		
21	bushels				20		
22	farms reporting				1		
23	Emmer and spelt threshed ... acres						
24	bushels						
25	farms reporting						
26	Hops ... acres						
27	pounds						
28	farms reporting						
29	Medicinal crops ... acres				3		
30	pounds				637		
31	farms reporting				4		
32	Mint (mint oil) ... acres						
33	pounds						
34	farms reporting						
35	Sorghums harvested for grain ... acres				12		
36	bushels				180		
37	farms reporting				1		
38	Sorghums cut for silage, hay, or fodder ... acres				51		
39	tons				97		
40	farms reporting				4		
41	Pop corn ... acres	10			5	3	2
42	bushels	279			95	94	35
43	farms reporting	5			16	7	1
44	Mixed grains not separated in harvesting ... acres	371		5	12,708	893	1,183
45	bushels	8,785		55	336,131	24,445	24,215
46	farms reporting	53		1	880	94	113
47	Willows ... acres						
48	tons						
49	farms reporting						
50	Root crops for forage ... acres			3	1		
51	tons			17	2		
52	farms reporting			3	1		
53	Crops grazed or hogged off[3] ... acres						
54	farms reporting						
55	All other crops ... acres						
	Grass seeds:						
56	Clover seeds (all kinds) ... acres	3			5	6	25
57	bushels	8			21	8	17
58	farms reporting	3			3	4	5
59	Alfalfa seed ... acres	2			5		1
60	bushels	3			10		2
61	farms reporting	2			1		1
62	Timothy seed ... acres	8			7	7	38
63	bushels	16			24	10	24
64	farms reporting	5			4	2	3
	Other seeds:						
65	Millet seed ... acres						
66	bushels						
67	farms reporting						
68	Vetch seed ... acres						
69	bushels						
70	farms reporting						
71	All other (vegetable and flower) seeds ... acres						
72	pounds						
73	farms reporting						
74	**Sweetclover for pasture** ... acres	55		11	254	15	107
75	farms reporting	7		2	39	2	8
76	**Farm garden vegetables grown for home use only**[5] ... farms reporting	1,608	12	178	5,524	1,914	574
	Maple products:						
77	Maple sirup ... gallons	2,050			107,178	3,029	6
78	farms reporting	83			963	65	2
79	Maple sugar ... pounds	1,387			59,788	3,966	10
80	farms reporting	14			313	21	1
	FOREST PRODUCTS, 1929						
	Forest products, cut on farms, for home use and for sale:						
81	Saw logs and veneer logs ... thousands of board feet	1,827		5	2,685	1,474	286
82	farms reporting	224		1	503	174	77
83	Firewood ... cords	24,539		1,074	95,350	25,917	4,950
84	farms reporting	1,670		74	4,409	1,669	444
85	Pulpwood ... cords	684		20	1,346	497	37
86	farms reporting	37		2	53	20	5
87	Fence posts ... number	109,823		3,385	72,914	58,497	31,744
88	farms reporting	641		15	445	376	226
89	Railroad ties ... number	6,815			20,988	200	500
90	farms reporting	18			81	1	1
91	Poles and piling ... number	798		880	2,326	2,636	43
92	farms reporting	12		4	14	10	4
	NURSERIES AND GREENHOUSES, 1929						
	Nurseries, greenhouses, hothouses, etc., reporting—						
93	Receipts from sales of trees, plants, vines, etc., in nurseries; flower and vegetable seeds; and bulbs ... farms reporting	30	8	19	7	6	7
94	Receipts from sales of flowers, plants, and vegetables grown under glass, and flowers grown in the open ... farms reporting	24	20	42	17	15	18

[1] Not including cowpeas. [2] Not including soybeans or velvetbeans. [3] Not including corn, annual legumes, sweetclover, or alfalfa.

MAPLE AND FOREST PRODUCTS, AND NURSERIES AND GREENHOUSES, 1929—Continued

in Tables V, VI, and VIII]

Schoharie	Schuyler	Seneca	Steuben	Suffolk	Sullivan	Tioga	Tompkins	Ulster	Warren	Washington	Wayne	Westchester	Wyoming	Yates	
4	3	2	6	4	11	3	7	12	1	12	7	5	8	4	1
12	23	4	53	40	61	1	33	44	1	100	36	42	89	4	2
7	5	16	40			7	37	23		53	5	1	23	12	3
	433		82	450			95	103		40	217		133	6	4
3		3	6	2	2		1	2	2	2	6		9	3	5
4		7	5	2	1				4		21		90	1	6
18		11	7	5	4		7	14	3	10	16		2	15	7
205		119	38	100					25	3	137		62	371	8
3	9	5	36	5		11	17		4	15	38		25	104	9
4	67	42	237	9		41	73		10	73	128		302	948	10
	3		10			3	18		1	7	16		130	8	11
13	557	440	2,723	285		9	1,305		2	21	1,916		2,974	8,561	12
90	651	471	729	55	7	80	416	11	45	78	1,542	1	716	731	13
67	5,702	4,170	4,301	107	2	114	3,203	4	10	111	8,890	1	7,323	8,359	14
12	185	21	196	2		8	68	1	1	5	191		292	332	15
944	60,130	5,538	48,475	1,900	17	1,885	37,920	48	110	1,143	129,202	10	91,203	82,804	16
				3									2		17
				24									20		18
				1									1		19
			1	1							1				20
			55	76							40				21
			1	7							1				22
			9												23
			28												24
			1												25
															26
															27
															28
		1									3				29
		160									3,100				30
		3									1				31
											2				32
											50				33
											2				34
12		7		2	1		9								35
250		100		27	10		140								36
2		5		1	1		5								37
96	41	90	2	3		3	7	21		1			8	5	38
169	95	299	3	6		7	20	53		2			15	14	39
31	24	73	1	1		1	5	4		1			3	4	40
1		5				1	2		2	2	8		3		41
14		46				27	44		55	68	257		56		42
1		2				2	6		5	6	13		4		43
7,939	3,861	3,662	15,696	18	34	2,187	7,086	241	4	1,574	3,468	4	11,358	6,632	44
202,508	85,129	82,481	312,042	433	802	57,746	188,661	5,058	100	39,307	67,606	25	223,518	134,243	45
625	337	327	1,238	8	11	240	626	32	1	128	390	1	903	568	46
															47
															48
															49
1	1	6	1	12			1	4	1	1	4	8	5	1	50
12	19	43	4	195			15	48	10	5	61	136	17	2	51
1	2	4	2	14			2	5	1	1	8	4	5	1	52
12			16			7							6		53
1			2			1							2		54
	1		1	7		(4)					(4)		14	1	55
90	344	2,718	50	7		26	342	15	1	21	158	3	106	426	56
135	608	4,747	81	9		12	529	75	1	6	174	2	115	987	57
16	42	253	8	2		6	40	1	1	2	22	1	18	49	58
2		55		6	2	2	3	5			1				59
3		57		6	2	2	2	25			1				60
1		6		1	1	1	2	1			1				61
15	22	90	53	2	11	16	68	15	2	22	38		39	63	62
25	54	114	196	1	9	55	58	57	2	38	44		30	113	63
5	6	19	11	1	3	9	8	4	1	8	5		9	9	64
2						987	1								65
35						26,605	20								66
1						111	1								67
															68
															69
															70
				69											71
				17,303											72
				18											73
319	396	363	1,050	54	33	128	170	97	57	197	189	15	472	418	74
37	52	46	93	9	4	18	30	15	3	27	30	2	56	56	75
1,893	1,039	1,057	3,616	973	2,128	1,653	1,585	2,452	736	2,181	2,774	166	1,725	1,251	76
7,091	119	54	7,947		5,261	3,102	2,541	1,854	12,087	6,334	230		30,232	543	77
208	14	5	247		260	122	69	101	178	152	12		504	23	78
2,841	130		2,096		1,095	969	447	722	4,941	1,684	10		16,007	94	79
31	4		47		45	21	8	22	49	22	1		140	5	80
5,487	895	732	7,139	31	2,841	3,820	2,390	1,214	3,460	7,478	873	18	2,985	1,566	81
363	105	60	350	2	161	206	155	175	87	274	149	5	293	88	82
31,755	22,965	10,125	83,467	3,937	51,370	34,656	24,243	40,878	17,189	33,458	26,217	3,114	45,633	22,021	83
1,787	918	753	3,619	311	2,169	1,504	1,236	1,946	683	2,206	1,944	148	1,811	993	84
204	339	72	1,352	146	404	801	121	735	2,152	602	242	6	1,209	1,308	85
8	16	5	23	10	13	11	6	64	81	44	17	1	17	11	86
153,243	50,102	14,607	456,162	4,945	108,252	122,074	67,157	58,626	18,885	147,956	11,230	4,791	198,202	98,795	87
1,041	252	134	1,611	29	721	713	369	381	133	986	101	30	1,078	412	88
50	385	107	10,538	40	24,500	2,165	11,353	4,240	4,000	45	275		2,820	45	89
1	3	1	21	1	12	10	9	12	1	1	4		6	1	90
308	898	27	530	2,778	1,269	651	140	2,349	190	576	333	210	2,824	45	91
5	7	4	19	11	7	11	4	22	2	11	4	4	21	4	92
6	26	11	16	65	2	8	11	17	5	5	16	39	5	5	93
6	5	28	21	112	1	10	13	33	4	12	29	42	6	3	94

[4] Less than 1 acre.

[5] Not including white potatoes or sweetpotatoes and yams.

COUNTY TABLE VIII.—LAND IN ORCHARD FRUITS, VINEYARDS, AND PLANTED NUT TREES, WITH NUMBER

[Additional crops are shown

	ITEM (See definitions in Introduction)	THE STATE	Albany	Allegany	Bronx	Broome	Cattaraugus	Cayuga	Chautauqua	Chemung
1	Land in orchard fruits, vineyards, and planted nut trees (nurseries excluded) ... acres	412,144	5,554	2,580	-------	1,725	3,856	6,410	32,190	1,337
2	Fruit trees ... farms reporting	108,324	1,387	2,543	-------	2,335	3,035	2,784	4,224	1,187
	ORCHARD FRUITS AND GRAPES									
3	Apples ... farms reporting	105,127	1,331	2,501	-------	2,273	3,018	2,718	3,967	1,161
4	trees not of bearing age	2,017,203	33,769	4,685	-------	16,733	4,939	22,022	18,684	4,567
5	trees of bearing age	8,284,507	122,133	75,087	-------	54,009	114,259	149,684	150,108	33,504
6	bushels harvested	13,991,729	166,076	72,726	-------	44,209	76,341	172,060	72,475	20,125
7	Apricots ... farms reporting	122	1	-------	-------	1	1	12	4	1
8	trees not of bearing age	136	1	-------	-------	2	2	4	-------	-------
9	trees of bearing age	1,697	-------	-------	-------	-------	-------	17	5	1
10	bushels harvested	114	-------	-------	-------	-------	-------	-------	-------	-------
11	Cherries ... farms reporting	33,142	396	608	-------	1,059	689	933	1,485	529
12	trees not of bearing age	352,026	1,053	431	-------	1,283	657	4,608	12,793	351
13	trees of bearing age	875,753	3,728	2,383	-------	5,129	4,243	6,851	49,829	2,218
14	bushels harvested	523,744	1,075	81	-------	463	108	4,350	25,312	165
15	Peaches ... farms reporting	18,968	407	66	-------	152	119	764	966	359
16	trees not of bearing age	785,698	7,139	179	-------	481	134	1,536	12,228	785
17	trees of bearing age	1,683,521	25,679	125	-------	495	358	5,969	37,473	1,799
18	bushels harvested	1,044,534	5,985	53	-------	221	33	1,642	5,825	354
19	Pears ... farms reporting	47,568	814	879	-------	1,290	889	1,436	1,738	686
20	trees not of bearing age	382,684	8,512	553	-------	1,537	511	8,304	2,021	502
21	trees of bearing age	2,067,588	34,697	2,194	-------	4,482	2,893	28,415	10,629	2,470
22	bushels harvested	701,237	17,481	1,210	-------	1,713	1,000	10,714	3,309	1,233
23	Plums and prunes ... farms reporting	34,622	509	825	-------	1,070	908	986	1,566	588
24	trees not of bearing age	81,163	2,833	763	-------	1,591	595	1,974	1,737	393
25	trees of bearing age	454,576	10,556	3,219	-------	4,776	4,274	5,151	11,295	2,457
26	bushels harvested	214,437	7,299	403	-------	485	824	1,633	1,773	548
27	Quinces ... farms reporting	1,556	12	2	-------	3	5	39	37	-------
28	trees not of bearing age	8,727	29	2	-------	3	4	16	13	-------
29	trees of bearing age	61,052	38	1	-------	1	5	56	330	-------
30	bushels harvested	47,869	19	1	-------	-------	5	45	103	-------
31	Other orchard fruits ... farms reporting	47	-------	-------	-------	1	1	1	3	-------
32	trees not of bearing age	306	-------	-------	-------	-------	2	-------	21	-------
33	trees of bearing age	713	-------	-------	-------	2	-------	2	5	-------
34	Grapes ... farms reporting	26,226	470	181	-------	704	258	786	2,235	326
35	vines not of bearing age	1,214,745	14,728	174	-------	1,049	7,070	1,457	243,695	647
36	vines of bearing age	37,282,114	36,328	381	-------	3,693	472,848	30,454	17,692,894	4,064
37	pounds harvested	154,409,640	216,186	1,388	-------	26,843	1,165,283	147,513	71,178,154	11,781
	NUTS									
38	Hazelnuts ... farms reporting	5	-------	-------	-------	-------	-------	-------	-------	1
39	trees not of bearing age	58	-------	-------	-------	-------	-------	-------	-------	1
40	trees of bearing age	100	-------	-------	-------	-------	-------	-------	-------	-------
41	Pecans (cultivated or wild) ... farms reporting	92	2	1	-------	3	1	4	4	1
42	trees not of bearing age	207	40	2	-------	1	-------	1	10	1
43	trees of bearing age	508	1	-------	-------	8	1	14	2	-------
44	pounds harvested	1,387	-------	-------	-------	31	-------	200	-------	-------
45	Walnuts, English or Persian ... farms reporting	136	-------	-------	-------	-------	-------	1	4	-------
46	trees not of bearing age	1,064	-------	-------	-------	-------	-------	5	354	-------
47	trees of bearing age	1,382	-------	-------	-------	-------	-------	-------	3	-------
48	pounds harvested	5,851	-------	-------	-------	-------	-------	-------	30	-------
49	Other nuts ... farms reporting	17	-------	-------	-------	3	-------	-------	1	-------
50	trees not of bearing age	16	-------	-------	-------	-------	-------	-------	-------	-------
51	trees of bearing age	248	-------	-------	-------	104	-------	-------	1	-------
52	pounds harvested	910	-------	-------	-------	50	-------	-------	-------	-------
	SMALL FRUITS									
53	Blackberries and dewberries ... farms reporting	3,284	75	37	-------	57	30	95	229	77
54	acres	1,198	52	9	-------	17	4	24	167	17
55	quarts	787,669	50,127	2,632	-------	5,762	3,135	14,252	110,331	10,382
56	Blueberries ... farms reporting	66	-------	-------	-------	-------	1	1	-------	-------
57	acres	356	-------	-------	-------	-------	1	2	-------	-------
58	quarts	65,887	-------	-------	-------	-------	100	500	-------	-------
59	Cranberries ... farms reporting	5	-------	-------	-------	-------	-------	-------	-------	-------
60	acres	3	-------	-------	-------	-------	-------	-------	-------	-------
61	quarts	1,190	-------	-------	-------	-------	-------	-------	-------	-------
62	Currants ... farms reporting	1,853	38	17	-------	37	14	27	87	12
63	acres	1,306	5	2	-------	4	1	7	92	1
64	quarts	2,469,941	5,937	342	-------	1,645	478	6,858	158,785	490
65	Gooseberries ... farms reporting	85	-------	-------	-------	-------	-------	-------	3	1
66	acres	26	-------	-------	-------	-------	-------	-------	1	(1)
67	quarts	26,738	-------	-------	-------	-------	-------	-------	1,230	66
68	Loganberries ... farms reporting	3	-------	-------	-------	-------	-------	-------	-------	-------
69	acres	1	-------	-------	-------	-------	-------	-------	-------	-------
70	quarts	504	-------	-------	-------	-------	-------	-------	-------	-------
71	Raspberries ... farms reporting	12,484	167	193	-------	232	238	290	813	180
72	acres	7,837	144	39	-------	50	50	77	656	48
73	quarts	7,173,706	91,301	24,508	-------	33,030	30,525	75,069	549,043	32,719
74	Strawberries ... farms reporting	11,994	183	121	-------	222	148	241	672	145
75	acres	4,727	72	24	-------	60	39	46	199	54
76	quarts	7,883,204	99,913	29,402	-------	74,939	51,695	84,258	297,121	89,512
77	Other small fruits ... farms reporting	424	3	13	-------	7	6	14	27	-------
78	acres	239	1	2	-------	1	2	44	36	-------
79	quarts	162,504	574	3,534	-------	158	2,073	14,110	29,874	-------

[1] Less than 1 acre.

OF FRUIT AND NUT TREES, AND GRAPEVINES, 1930, WITH PRODUCTION, 1929; AND SMALL FRUITS, 1929

in Tables V, VI, and VII]

Chenango	Clinton	Columbia	Cortland	Delaware	Dutchess	Erie	Essex	Franklin	Fulton	Genesee	Greene	Hamilton	Herkimer	Jefferson	Kings	Lewis	
1,206	4,119	22,895	1,195	2,482	13,187	10,835	1,597	432	284	5,901	8,601	26	958	672	2	124	1
2,308	1,548	1,799	1,364	3,364	1,661	4,102	844	1,486	524	1,813	1,298	52	1,541	1,311	1	727	2
2,255	1,533	1,739	1,338	3,333	1,631	3,964	823	1,480	495	1,734	1,264	52	1,493	1,287	1	716	3
4,774	80,972	223,310	6,495	7,058	124,587	16,600	17,231	2,648	4,462	12,966	43,165	97	7,413	2,999	10	900	4
46,006	89,242	418,859	34,178	86,123	301,311	174,613	46,025	26,712	9,639	151,209	264,030	1,450	31,218	26,089	60	9,848	5
48,947	258,144	569,945	50,883	72,546	499,968	123,264	102,079	40,907	14,757	212,387	334,471	1,892	47,819	35,388	----	14,172	6
1	----	2	2	1	1	2	----	----	----	1	----	----	----	----	----	----	7
1	----	----	2	6	----	----	----	----	----	----	----	----	----	----	----	----	8
----	----	2	2	----	2	4	----	----	----	1	----	----	----	----	----	----	9
----	----	----	----	----	----	----	----	----	----	----	----	----	----	----	----	----	10
645	128	751	359	983	484	1,197	138	43	194	440	342	3	470	224	1	33	11
472	447	36,337	1,044	714	2,109	1,652	109	19	188	2,376	279	----	598	235	----	12	12
1,858	947	74,323	2,270	2,810	4,701	7,535	1,422	293	957	3,342	5,689	8	2,200	986	20	104	13
99	396	29,962	504	146	2,218	1,729	584	95	373	1,671	909	3	465	332	----	39	14
25	5	834	33	40	667	482	10	4	5	311	376	----	17	8	1	3	15
19	7	46,318	21	155	29,099	2,002	19	----	5	676	5,563	----	21	17	----	1	16
51	55	49,154	122	175	42,425	3,192	46	16	8	1,452	24,709	----	28	23	20	32	17
16	87	15,936	159	135	23,968	919	45	15	----	420	9,050	----	7	----	----	10	18
904	143	1,264	372	1,494	699	2,313	208	72	155	969	781	----	553	239	1	19	19
640	379	54,182	232	1,098	7,643	4,716	121	74	193	2,515	19,414	----	506	132	----	39	20
2,088	421	192,262	1,011	3,542	30,743	34,449	617	110	428	41,108	117,484	----	1,438	526	10	40	21
1,218	623	62,621	668	1,582	12,738	12,463	824	238	431	17,648	42,253	----	1,541	604	3	33	22
922	159	544	477	1,305	483	1,764	208	79	194	579	261	3	594	247	1	61	23
921	513	2,966	449	1,229	1,740	2,400	149	36	298	978	1,115	2	1,102	137	----	48	24
4,387	1,564	7,428	2,216	5,914	4,771	11,715	1,383	415	572	3,172	2,424	4	3,590	996	4	253	25
767	1,082	1,680	757	807	2,696	3,772	1,435	263	130	1,425	1,474	7	973	962	----	176	26
3	----	23	1	----	54	23	----	----	----	18	17	----	3	----	----	----	27
21	----	166	----	----	74	28	----	----	----	----	25	----	----	----	----	----	28
4	----	1,348	4	----	114	105	----	----	----	116	44	----	6	----	----	----	29
3	----	480	----	----	34	57	----	----	----	65	5	----	2	----	----	----	30
----	----	----	----	----	----	2	----	----	----	----	----	----	----	----	----	----	31
----	----	----	----	----	----	4	----	----	----	----	----	----	----	----	----	----	32
----	----	----	----	----	----	4	----	----	----	----	----	----	----	----	----	----	33
317	56	772	113	321	685	1,515	95	27	87	490	296	1	270	126	1	13	34
223	50	90,603	113	739	66,902	64,999	78	20	83	992	3,731	1	276	132	----	23	35
711	373	1,041,943	316	533	344,030	3,129,514	2,895	76	347	4,671	23,621	----	954	1,356	20	20	36
6,806	3,398	4,607,690	1,798	2,882	1,645,976	9,119,397	13,066	1,245	1,977	37,380	117,808	----	8,427	10,352	----	261	37
----	----	----	----	----	----	1	----	----	----	----	----	----	----	----	----	----	38
----	----	----	----	----	----	4	----	----	----	----	----	----	----	----	----	----	39
----	----	----	----	----	----	----	----	----	----	----	----	----	----	----	----	----	40
1	----	2	----	3	3	4	----	----	----	3	----	----	----	----	----	1	41
2	----	6	----	----	1	1	----	----	----	----	----	----	----	----	----	2	42
----	----	2	----	23	53	33	----	----	----	21	----	----	----	----	----	----	43
----	----	----	----	----	----	----	----	----	----	100	----	----	----	----	----	----	44
1	----	----	----	----	2	7	----	----	----	2	----	----	----	----	----	----	45
1	----	----	----	----	----	8	----	----	----	6	----	----	----	----	----	----	46
----	----	----	----	----	4	15	----	----	----	1	----	----	----	----	----	----	47
----	----	----	----	----	----	164	----	----	----	----	----	----	----	----	----	----	48
----	----	----	----	----	----	----	----	----	----	1	----	----	----	----	1	----	49
----	----	----	----	----	----	----	----	----	----	----	----	----	----	----	----	----	50
----	----	----	----	----	----	----	----	----	----	15	----	----	----	----	1	----	51
----	----	----	----	----	----	----	----	----	----	360	----	----	----	----	----	----	52
54	7	76	41	68	59	126	23	17	52	21	30	1	45	72	----	22	53
19	1	48	12	6	11	182	3	3	3	2	4	(1)	10	13	----	12	54
3,939	1,071	35,971	4,334	2,479	7,699	124,319	2,412	1,581	3,210	971	2,111	150	16,009	4,429	----	3,063	55
----	6	2	----	1	----	----	----	2	----	----	----	----	----	----	----	----	56
----	35	1	----	1	----	----	----	3	----	----	----	----	----	----	----	----	57
----	12,008	246	----	150	----	----	----	507	----	----	----	----	----	----	----	----	58
----	----	----	----	----	----	----	----	----	----	----	----	----	----	----	----	----	59
----	----	----	----	----	----	----	----	----	----	----	----	----	----	----	----	----	60
----	----	----	----	----	----	----	----	----	----	----	----	----	----	----	----	----	61
36	5	35	11	20	31	72	8	2	7	22	26	----	22	17	----	10	62
3	1	7	2	2	7	17	1	(1)	(1)	1	4	----	2	1	----	1	63
1,056	136	9,441	3,433	753	12,623	21,430	238	60	221	1,526	2,923	----	1,014	555	----	172	64
----	----	26	----	----	3	1	----	----	----	----	1	----	----	----	----	3	65
----	----	9	----	----	(1)	(1)	----	----	----	----	1	----	----	----	----	(1)	66
----	----	8,566	----	----	91	120	----	----	----	----	800	----	----	----	----	77	67
----	----	----	----	----	----	----	----	----	----	----	----	----	----	----	----	----	68
----	----	----	----	----	----	----	----	----	----	----	----	----	----	----	----	----	69
----	----	----	----	----	----	----	----	----	----	----	----	----	----	----	----	----	70
198	90	138	153	246	95	633	93	104	88	162	105	3	187	327	----	149	71
24	21	62	27	33	21	1,745	13	75	10	34	19	(1)	60	102	----	23	72
13,324	17,049	41,132	15,506	14,507	16,657	1,564,558	10,994	43,456	5,560	19,993	8,724	40	64,731	70,127	----	16,098	73
169	124	328	87	106	262	750	98	155	63	138	78	8	112	352	----	194	74
34	27	256	21	14	108	760	21	68	13	22	18	1	139	76	----	38	75
54,149	37,727	485,509	19,428	10,098	268,623	1,177,804	25,016	75,618	17,630	23,212	20,547	557	379,225	94,497	----	40,297	76
10	----	4	5	4	11	7	2	----	----	7	----	----	----	11	----	3	77
2	----	7	1	(1)	3	1	(1)	----	----	2	----	----	----	2	----	(1)	78
403	----	1,216	221	112	750	339	72	----	----	911	----	----	----	760	----	50	79

COUNTY TABLE VIII.—LAND IN ORCHARD FRUITS, VINEYARDS, AND PLANTED NUT TREES, WITH NUMBER

[Additional crops are shown

	ITEM (See definitions in Introduction)	Livingston	Madison	Monroe	Montgomery	Nassau	New York	Niagara	Oneida	Onondaga	Ontario
1	Land in orchard fruits, vineyards, and planted nut trees (nurseries excluded) ... acres	3,338	1,838	27,061	1,383	107	-------	51,546	2,138	4,919	14,689
2	Fruit trees ... farms reporting	1,553	2,043	3,367	1,347	42	-------	3,673	2,898	3,319	2,690
	ORCHARD FRUITS AND GRAPES										
3	Apples ... farms reporting	1,498	1,985	3,210	1,292	37	-------	3,531	2,830	3,230	2,559
4	trees not of bearing age	4,064	9,792	83,242	10,482	553	-------	211,534	17,577	50,274	26,846
5	trees of bearing age	83,167	59,742	604,359	29,604	2,513	-------	949,583	72,153	136,134	286,521
6	bushels harvested	75,928	94,591	1,245,009	50,842	1,591	-------	1,845,050	120,464	249,314	397,034
7	Apricots ... farms reporting	4	-------	6	-------	-------	-------	2	1	9	5
8	trees not of bearing age	3	-------	36	-------	-------	-------	3	-------	20	1
9	trees of bearing age	2	-------	10	-------	-------	-------	1	1	5	8
10	bushels harvested	1	-------	5	-------	-------	-------	-------	-------	6	1
11	Cherries ... farms reporting	545	456	1,305	551	11	-------	2,032	890	1,239	1,072
12	trees not of bearing age	487	469	19,714	594	8	-------	20,477	1,070	2,684	15,552
13	trees of bearing age	7,503	3,797	70,742	2,709	145	-------	105,348	4,639	12,203	57,577
14	bushels harvested	3,667	478	71,480	695	6	-------	90,602	589	2,814	30,746
15	Peaches ... farms reporting	556	25	893	65	22	-------	1,657	46	456	931
16	trees not of bearing age	1,377	161	33,023	60	494	-------	274,336	58	750	5,770
17	trees of bearing age	6,968	28	137,289	79	2,353	-------	506,047	64	1,971	19,538
18	bushels harvested	2,186	12	116,691	58	475	-------	283,085	89	1,110	16,551
19	Pears ... farms reporting	706	565	2,000	727	24	-------	2,557	937	1,433	1,452
20	trees not of bearing age	645	507	11,152	1,298	125	-------	26,122	1,271	2,991	16,488
21	trees of bearing age	10,542	2,737	164,189	3,210	551	-------	394,495	3,528	7,111	83,413
22	bushels harvested	5,002	1,844	71,791	4,050	515	-------	62,723	2,434	5,088	32,871
23	Plums and prunes ... farms reporting	561	658	1,031	636	10	-------	1,817	1,027	1,432	833
24	trees not of bearing age	337	668	3,632	1,104	17	-------	15,523	1,527	2,479	810
25	trees of bearing age	3,465	3,571	24,588	4,103	608	-------	174,029	5,877	7,870	21,164
26	bushels harvested	1,077	1,933	14,465	1,592	-------	-------	112,389	2,505	2,344	4,903
27	Quinces ... farms reporting	35	-------	133	1	2	-------	559	1	28	75
28	trees not of bearing age	10	-------	74	-------	-------	-------	4,503	2	9	9
29	trees of bearing age	67	-------	3,958	1	6	-------	34,199	2	75	1,673
30	bushels harvested	40	-------	3,261	1	1	-------	28,559	-------	40	383
31	Other orchard fruits ... farms reporting	4	-------	1	2	-------	-------	5	3	2	-------
32	trees not of bearing age	10	-------	6	-------	-------	-------	10	2	-------	-------
33	trees of bearing age	26	-------	5	2	-------	-------	213	15	6	-------
34	Grapes ... farms reporting	417	333	1,030	459	22	-------	1,379	700	985	682
35	vines not of bearing age	4,209	1,253	16,752	1,687	315	-------	106,013	1,392	6,735	16,587
36	vines of bearing age	62,961	19,767	368,006	15,304	1,582	-------	1,402,930	6,832	28,306	946,953
37	pounds harvested	214,525	211,901	2,490,556	68,414	4,485	-------	11,217,773	56,841	267,152	4,240,452
	NUTS										
38	Hazelnuts ... farms reporting	-------	-------	-------	-------	-------	-------	-------	-------	-------	-------
39	trees not of bearing age	-------	-------	-------	-------	-------	-------	-------	-------	-------	-------
40	trees of bearing age	-------	-------	-------	-------	-------	-------	-------	-------	-------	-------
41	Pecans (cultivated or wild) ... farms reporting	2	1	8	3	1	-------	-------	2	5	3
42	trees not of bearing age	-------	-------	12	1	-------	-------	-------	6	7	-------
43	trees of bearing age	9	4	85	11	1	-------	-------	7	34	10
44	pounds harvested	-------	100	551	20	-------	-------	-------	20	143	-------
45	Walnuts, English or Persian ... farms reporting	2	1	24	-------	-------	-------	32	-------	-------	7
46	trees not of bearing age	-------	3	273	-------	-------	-------	316	-------	-------	5
47	trees of bearing age	73	-------	124	-------	-------	-------	622	-------	-------	17
48	pounds harvested	375	-------	725	-------	-------	-------	3,301	-------	-------	108
49	Other nuts ... farms reporting	-------	-------	-------	-------	-------	-------	1	-------	1	-------
50	trees not of bearing age	-------	-------	-------	-------	-------	-------	-------	-------	-------	-------
51	trees of bearing age	-------	-------	-------	-------	-------	-------	5	-------	50	-------
52	pounds harvested	-------	-------	-------	-------	-------	-------	-------	-------	500	-------
	SMALL FRUITS										
53	Blackberries and dewberries ... farms reporting	33	88	62	67	-------	-------	62	156	113	43
54	acres	11	22	34	9	-------	-------	13	23	47	17
55	quarts	5,625	11,127	32,262	4,460	-------	-------	10,209	12,161	30,972	15,167
56	Blueberries ... farms reporting	-------	-------	-------	-------	-------	-------	-------	6	-------	-------
57	acres	-------	-------	-------	-------	-------	-------	-------	6	-------	-------
58	quarts	-------	-------	-------	-------	-------	-------	-------	7,300	-------	-------
59	Cranberries ... farms reporting	-------	-------	-------	-------	-------	-------	-------	1	-------	-------
60	acres	-------	-------	-------	-------	-------	-------	-------	(1)	-------	-------
61	quarts	-------	-------	-------	-------	-------	-------	-------	50	-------	-------
62	Currants ... farms reporting	6	51	25	83	2	-------	30	100	66	22
63	acres	1	3	104	6	1	-------	4	6	7	3
64	quarts	154	2,692	20,995	2,321	75	-------	5,342	4,031	5,209	4,420
65	Gooseberries ... farms reporting	-------	2	1	-------	-------	-------	-------	-------	3	3
66	acres	-------	(1)	(1)	-------	-------	-------	-------	-------	1	6
67	quarts	-------	80	147	-------	-------	-------	-------	-------	457	3,820
68	Loganberries ... farms reporting	-------	-------	2	-------	-------	-------	-------	-------	-------	-------
69	acres	-------	-------	1	-------	-------	-------	-------	-------	-------	-------
70	quarts	-------	-------	414	-------	-------	-------	-------	-------	-------	-------
71	Raspberries ... farms reporting	129	220	287	178	9	-------	248	390	370	441
72	acres	56	44	226	26	2	-------	74	73	141	895
73	quarts	69,311	34,132	209,686	13,000	575	-------	50,560	59,502	97,771	1,015,776
74	Strawberries ... farms reporting	119	169	427	111	42	-------	383	348	318	171
75	acres	34	37	159	22	37	-------	82	104	109	39
76	quarts	48,754	43,293	319,331	20,652	46,671	-------	119,011	190,314	122,626	52,392
77	Other small fruits ... farms reporting	5	11	12	11	-------	-------	17	18	23	8
78	acres	3	6	13	1	-------	-------	3	3	8	13
79	quarts	5,442	2,474	12,575	348	-------	-------	4,464	2,861	4,342	13,353

[1] Less than 1 acre.

OF FRUIT AND NUT TREES, AND GRAPEVINES, 1930, WITH PRODUCTION, 1929; AND SMALL FRUITS, 1929—Con.

in Tables V, VI, and VII]

Orange	Orleans	Oswego	Otsego	Putnam	Queens	Rensselaer	Richmond	Rockland	St. Lawrence	Saratoga	Schenectady	Schoharie	Schuyler	Seneca	Steuben	Suffolk	
7,545	31,905	5,465	2,578	441	8	3,410	3	2,205	1,210	2,834	890	3,138	4,199	7,099	8,519	944	1
1,884	2,222	2,976	3,115	202	4	1,673	2	229	3,380	1,421	549	1,955	1,052	1,199	3,813	465	2
1,815	2,131	2,799	3,065	194	3	1,626	2	225	3,359	1,367	525	1,919	987	1,134	3,747	447	3
82,959	128,306	28,580	11,603	4,001	51	37,917	60	25,118	7,142	42,746	11,182	14,413	7,529	12,966	6,749	5,727	4
142,394	717,150	134,581	85,461	12,220	83	82,162	95	36,346	52,126	60,683	22,188	88,407	46,749	110,412	129,198	18,919	5
183,252	1,774,205	206,735	105,116	17,113	40	92,029	------	88,103	81,010	136,028	23,695	170,063	53,013	154,375	178,000	15,010	6
3	4	3	------	------	------	------	------	------	------	------	1	2	4	5	1	1	7
1	------	7	------	------	------	------	------	------	------	------	1	------	12	3	------	2	8
8	57	------	------	------	------	------	------	------	------	------	------	6	------	1,504	2	------	9
3	79	------	------	------	------	------	------	------	------	------	------	------	------	12	------	------	10
684	606	730	729	23	------	443	1	80	118	513	244	630	386	408	996	124	11
1,428	21,125	5,280	586	27	------	908	1	254	94	992	672	695	504	9,762	1,007	206	12
5,742	40,496	9,632	2,885	92	------	2,720	1	899	520	2,513	1,908	3,957	6,991	17,541	5,652	397	13
1,487	34,548	4,819	189	54	------	507	------	168	254	471	148	925	2,054	8,206	970	116	14
859	794	140	29	82	2	303	1	164	12	205	107	237	368	480	468	200	15
62,696	74,645	285	34	4,291	2	8,344	3	16,680	20	2,157	1,777	534	23,254	15,394	1,779	4,610	16
90,762	233,683	1,115	254	3,175	5	9,168	3	35,716	53	2,513	1,036	1,052	54,013	40,718	3,294	19,105	17
43,557	182,490	203	158	1,702	------	4,269	5	24,848	52	1,813	815	487	28,822	23,206	675	7,883	18
815	1,328	1,654	1,083	51	2	872	1	137	100	713	360	782	414	679	1,549	300	19
9,984	15,916	29,952	847	103	------	4,982	10	1,663	95	2,903	2,243	1,686	1,050	7,779	924	1,144	20
43,855	228,213	107,015	3,155	175	12	22,788	10	3,361	186	9,052	2,647	4,121	4,399	23,729	6,951	3,024	21
5,874	72,718	56,009	2,575	89	2	18,103	5	2,254	228	5,983	2,555	2,855	1,584	11,633	3,160	2,466	22
513	351	787	1,169	30	------	631	------	63	74	611	319	840	322	356	1,348	113	23
2,963	1,391	1,250	1,169	42	------	2,197	------	178	59	2,675	1,351	1,110	488	564	988	146	24
2,792	17,740	4,008	7,758	105	------	5,609	------	742	214	7,125	2,686	5,985	3,166	6,747	6,904	468	25
980	7,564	1,333	2,139	15	------	1,568	------	107	156	5,305	381	1,502	544	926	1,186	168	26
23	166	13	1	2	------	12	------	8	------	1	1	2	2	6	3	10	27
49	1,469	11	250	------	------	3	------	80	------	------	1	1	2	3	5	15	28
46	12,787	80	------	21	------	36	------	149	------	2	------	1	2	9	1	77	29
25	10,789	76	------	20	------	23	------	116	------	1	------	1	1	14	1	28	30
2	2	1	1	------	------	4	------	------	------	------	------	1	------	------	1	------	31
14	------	200	1	------	------	2	------	------	------	------	------	------	------	------	------	------	32
12	20	------	------	------	------	20	------	------	------	------	------	5	------	------	2	------	33
823	157	541	249	35	1	508	1	115	131	491	270	389	228	403	523	183	34
42,095	13,319	1,819	318	521	------	7,517	25	1,950	88	4,341	5,760	977	43,175	55,840	8,916	1,708	35
513,984	85,452	14,163	969	396	125	20,492	25	11,661	458	16,037	10,857	2,625	781,688	660,531	2,298,681	8,491	36
2,340,138	479,718	53,179	4,717	1,820	560	114,591	300	62,023	7,125	85,550	66,323	23,279	2,663,353	3,460,155	8,003,271	36,692	37
------	------	------	------	------	------	------	------	------	------	1	------	------	------	------	------	------	38
------	------	------	------	------	------	------	------	------	------	50	------	------	------	------	------	------	39
------	------	------	------	------	------	------	------	------	------	------	------	------	------	------	------	------	40
------	------	4	1	------	------	4	------	------	1	1	2	1	------	1	------	2	41
1	------	5	3	------	------	30	------	------	------	15	1	------	------	------	------	1	42
1	------	52	11	------	------	16	------	------	50	------	1	1	------	8	------	1	43
------	------	------	------	------	------	151	------	------	50	------	------	------	------	------	------	------	44
------	7	------	------	1	------	------	------	------	------	------	------	------	------	3	------	2	45
------	1	------	------	------	------	------	------	------	------	------	------	------	------	4	------	------	46
------	23	------	------	2	------	------	------	------	------	------	------	------	------	9	------	9	47
------	441	------	------	12	------	------	------	------	------	------	------	------	------	------	------	23	48
------	2	------	------	------	------	------	------	------	------	------	------	3	------	------	1	------	49
------	6	------	------	------	------	------	------	------	------	------	------	------	------	------	------	------	50
------	3	------	------	------	------	------	------	------	------	------	------	21	------	------	5	------	51
------	------	------	------	------	------	------	------	------	------	------	------	------	------	------	------	------	52
93	43	105	140	5	------	59	------	15	64	77	36	66	38	30	92	9	53
20	8	46	16	(1)	------	25	------	7	11	43	27	7	18	5	24	2	54
18,499	4,552	31,649	9,876	76	------	13,091	------	2,218	3,632	24,747	17,881	3,141	17,423	2,880	11,765	550	55
------	2	7	------	1	------	30	------	------	------	2	------	------	------	------	3	------	56
------	2	78	------	5	------	213	------	------	------	1	------	------	------	------	6	------	57
------	400	9,100	------	300	------	25,326	------	------	------	6,100	------	------	------	------	3,150	------	58
------	------	------	1	------	------	------	------	------	------	------	------	------	------	------	------	1	59
------	------	------	(1)	------	------	------	------	------	------	------	------	------	------	------	------	3	60
------	------	------	90	------	------	------	------	------	------	------	------	------	------	------	------	1,000	61
80	8	35	52	3	------	14	------	10	29	15	17	11	12	9	22	14	62
212	2	18	3	(1)	------	3	------	2	2	1	3	6	1	2	1	2	63
506,283	2,410	33,230	1,955	62	------	608	------	5,716	1,499	888	1,215	5,160	546	513	397	863	64
3	------	------	------	------	------	------	------	2	11	1	------	1	------	------	------	2	65
1	------	------	------	------	------	------	------	(1)	2	(1)	------	(1)	------	------	------	(1)	66
1,208	------	------	------	------	------	------	------	253	782	75	------	60	------	------	------	70	67
------	------	1	------	------	------	------	------	------	------	------	------	------	------	------	------	------	68
------	------	(1)	------	------	------	------	------	------	------	------	------	------	------	------	------	------	69
------	------	90	------	------	------	------	------	------	------	------	------	------	------	------	------	------	70
167	171	274	306	11	------	213	------	24	530	151	69	179	200	139	453	24	71
48	73	106	51	1	------	72	------	4	83	54	28	28	228	38	164	6	72
57,216	52,102	78,925	34,185	252	------	70,598	------	2,675	57,403	53,675	19,822	21,076	135,955	29,006	131,652	2,553	73
274	178	871	167	21	2	366	2	46	430	310	94	62	79	86	216	150	74
143	41	400	34	4	1	159	1	25	88	125	69	8	16	16	49	80	75
201,183	59,583	998,083	45,484	3,555	860	267,019	1,800	49,386	114,741	193,417	138,749	10,172	13,002	26,081	63,643	148,410	76
4	5	17	14	1	1	11	------	3	4	6	20	9	1	2	12	------	77
1	1	9	1	(1)	1	9	------	1	1	6	11	5	(1)	1	4	------	78
207	495	4,318	276	100	299	1,978	------	460	145	634	10,667	2,292	100	308	1,113	------	79

COUNTY TABLE VIII.—LAND IN ORCHARD FRUITS, VINEYARDS, AND PLANTED NUT TREES, WITH NUMBER OF FRUIT AND NUT TREES, AND GRAPEVINES, 1930, WITH PRODUCTION, 1929; AND SMALL FRUITS, 1929—Continued

[Additional crops are shown in Tables V, VI, AND VII]

	ITEM (See definitions in Introduction)	Sullivan	Tioga	Tompkins	Ulster	Warren	Washington	Wayne	Westchester	Wyoming	Yates
1	Land in orchard fruits, vineyards, and planted nut trees (nurseries excluded) ... acres	1,731	901	2,730	20,312	464	2,409	47,457	1,373	5,010	12,177
2	Fruit trees ... farms reporting	2,009	1,708	1,740	2,598	452	1,781	4,076	244	2,010	1,395
	ORCHARD FRUITS AND GRAPES										
3	Apples ... farms reporting	1,989	1,656	1,691	2,519	447	1,719	3,963	236	1,969	1,314
4	trees not of bearing age	5,827	5,903	13,665	214,517	4,617	24,561	216,645	9,566	11,140	7,358
5	trees of bearing age	64,048	33,081	63,211	328,443	15,868	57,933	1,063,107	26,281	130,151	124,038
6	bushels harvested	55,718	30,527	64,762	524,663	27,355	99,015	2,156,372	37,638	308,663	277,825
7	Apricots ... farms reporting	1	1	8	2			15			14
8	trees not of bearing age	2		7	4			8			8
9	trees of bearing age		1	21	2			19			16
10	bushels harvested							6			1
11	Cherries ... farms reporting	245	566	672	904	48	523	2,325	87	385	437
12	trees not of bearing age	242	647	720	13,907	54	369	161,495	388	478	1,363
13	trees of bearing age	621	2,528	4,647	20,554	598	2,420	283,048	654	2,345	7,883
14	bushels harvested	85	326	528	6,724	242	598	180,283	171	809	6,906
15	Peaches ... farms reporting	283	293	468	1,098	5	35	1,234	140	155	501
16	trees not of bearing age	718	577	5,115	71,895	2	79	51,257	11,316	315	5,485
17	trees of bearing age	1,126	1,156	6,526	126,223	15	82	152,197	15,005	1,351	16,427
18	bushels harvested	320	253	1,339	84,964	5	132	131,625	10,489	2,287	6,098
19	Pears ... farms reporting	601	741	847	1,285	64	721	2,645	97	722	686
20	trees not of bearing age	517	517	2,866	35,933	125	627	78,073	915	739	6,068
21	trees of bearing age	1,887	2,426	6,335	142,688	173	2,902	228,235	2,652	12,590	23,174
22	bushels harvested	1,277	1,292	3,076	21,873	226	3,319	84,166	1,394	6,426	11,629
23	Plums and prunes ... farms reporting	335	600	766	544	79	473	856	65	638	401
24	trees not of bearing age	311	509	674	4,068	116	501	7,522	176	200	399
25	trees of bearing age	881	2,253	3,782	6,316	354	2,449	18,604	360	3,451	6,266
26	bushels harvested	200	436	1,211	1,147	276	1,230	9,430	76	1,361	2,617
27	Quinces ... farms reporting	2	4	10	30			155	4	7	20
28	trees not of bearing age	1	3		155			1,687			4
29	trees of bearing age	2	2	20	197			5,348	18	62	39
30	bushels harvested	1		4	54			3,533	4	41	33
31	Other orchard fruits ... farms reporting		2		2			1	3	1	1
32	trees not of bearing age							2	32		
33	trees of bearing age		15		304				53	1	1
34	Grapes ... farms reporting	282	476	565	1,426	47	456	565	96	340	773
35	vines not of bearing age	237	607	10,381	229,178	1,038	390	15,638	1,616	1,440	113,123
36	vines of bearing age	1,998	2,426	49,136	2,981,262	327	4,423	134,987	6,325	9,016	4,020,896
37	pounds harvested	9,643	14,885	105,339	13,879,622	3,987	34,396	1,152,081	45,237	26,484	14,637,462
	NUTS										
38	Hazelnuts ... farms reporting			1				1			
39	trees not of bearing age			3							
40	trees of bearing age							100			
41	Pecans (cultivated or wild) ... farms reporting	2	2	3	3				1	5	
42	trees not of bearing age	5	1	2	50						
43	trees of bearing age	1	14	2	18				1	13	
44	pounds harvested				21						
45	Walnuts, English or Persian ... farms reporting				2			29		1	8
46	trees not of bearing age				50			25		1	12
47	trees of bearing age							439			41
48	pounds harvested							672			
49	Other nuts ... farms reporting		1	1				1			
50	trees not of bearing age		10								
51	trees of bearing age		20	20				3			
52	pounds harvested										
	SMALL FRUITS										
53	Blackberries and dewberries ... farms reporting	18	69	91	69	21	61	43	17	48	37
54	acres	1	14	36	17	3	12	34	3	7	17
55	quarts	845	5,440	21,910	10,233	2,675	3,358	30,728	1,094	2,223	14,831
56	Blueberries ... farms reporting							2			
57	acres							2			
58	quarts							700			
59	Cranberries ... farms reporting	2									
60	acres	(1)									
61	quarts	50									
62	Currants ... farms reporting	15	36	45	388		29	16	6	15	31
63	acres	1	2	4	733		1	3	1	1	6
64	quarts	472	1,367	4,423	1,615,629		1,390	1,202	497	1,238	7,023
65	Gooseberries ... farms reporting		3	5	9				1		
66	acres		(1)	(1)	5				(1)		
67	quarts		115	47	8,424				250		
68	Loganberries ... farms reporting										
69	acres										
70	quarts										
71	Raspberries ... farms reporting	40	225	259	272	52	214	752	33	206	364
72	acres	5	37	45	159	12	28	775	6	43	873
73	quarts	1,891	26,525	41,074	202,289	10,817	18,824	1,113,681	3,668	17,844	681,034
74	Strawberries ... farms reporting	60	157	174	437	50	237	393	50	150	89
75	acres	13	44	36	328	11	88	161	14	26	14
76	quarts	11,100	64,413	52,858	487,180	13,206	127,473	313,738	14,961	31,407	11,879
77	Other small fruits ... farms reporting	6	4	17	16	2	7	3	6	7	7
78	acres	8	(1)	4	16	(1)	1	1	1	1	2
79	quarts	325	200	432	31,251	315	235	3,195	115	460	1,568

[1] Less than 1 acre.

County Table IX.—SPECIFIED CLASSES OF LIVESTOCK ON FARMS, 1930; AND LIVESTOCK PRODUCTS, 1929

[Other classes of livestock and livestock products are shown in Table IV]

	ITEM (See definitions in Introduction)	The State	Albany	Allegany	Bronx	Broome	Cattaraugus
1	**Domestic animals on farms, Apr. 1, 1930** ... farms reporting	142,818	1,733	3,154	1	2,713	3,730
	Cattle and dairy products:						
2	Cattle on farms, Apr. 1, 1930, total ... number	2,220,139	17,058	53,641	----------	44,635	83,379
3	farms reporting	131,919	1,552	3,004	----------	2,546	3,611
4	Cows and heifers milked, 1929, total ... number	1,243,061	9,480	28,648	----------	25,157	45,730
5	farms reporting	130,142	1,527	2,975	----------	2,499	3,592
6	Of beef or dual-purpose breeding ... number	37,513	162	444	----------	1,949	860
7	farms reporting	7,812	55	104	----------	240	135
8	Cows and heifers milked daily, April, 1930 ... number	966,706	7,229	20,623	----------	20,156	34,747
9	farms reporting	120,540	1,369	2,801	----------	2,320	3,371
10	Daily production of milk, April, 1930 ... gallons	2,573,548	16,825	54,189	----------	50,384	89,183
11	Milk produced,[1] 1929 ... gallons	800,523,979	5,970,684	16,525,889	----------	16,050,598	27,138,695
12	Whole milk sold, 1929 ... gallons	682,504,331	4,512,576	13,946,269	----------	14,107,229	24,150,363
13	farms reporting	83,891	796	2,281	----------	1,692	2,815
14	Butter churned, 1929 ... pounds	13,995,603	225,431	288,860	----------	261,098	291,971
15	farms reporting	42,172	656	1,012	----------	745	948
16	Butter sold, 1929 ... pounds	9,135,130	148,951	193,525	----------	177,814	200,421
17	farms reporting	24,759	418	633	----------	490	526
18	Cream sold as butterfat, 1929 ... pounds	6,202,489	62,215	103,197	----------	31,634	137,205
19	farms reporting	8,915	52	159	----------	42	165
20	Cream sold *not* as butterfat, 1929 ... gallons	506,933	3,203	15,504	----------	8,835	23,359
21	farms reporting	2,100	20	48	----------	28	59
	Sheep and wool:						
22	Sheep and lambs on farms, Apr. 1, 1930, total ... number	618,075	9,586	17,760	----------	3,835	8,042
23	farms reporting	14,871	236	418	----------	143	198
24	Lambs born since Oct. 1, 1929 ... number	191,465	3,132	4,173	----------	1,248	2,659
25	Rams and wethers born before Oct. 1, 1929 ... number	46,458	632	1,363	----------	424	581
26	Yearling ewes born between Oct. 1, 1928, and Oct. 1, 1929 ... number	73,683	1,149	2,295	----------	491	1,143
27	Ewes born before Oct. 1, 1928 ... number	306,469	4,673	9,929	----------	1,672	3,659
28	Sheep and lambs shorn,[1] 1929 ... number	411,223	5,840	11,927	----------	2,435	4,999
29	farms reporting	13,000	217	369	----------	117	166
30	Wool shorn [1] (unwashed), 1929 ... pounds	2,940,972	41,330	79,123	----------	14,430	31,700
	Goats and mohair:						
31	Goats and kids on farms, Apr. 1, 1930, total ... number	5,393	36	114	----------	140	74
32	Angora goats and kids (all ages) ... number	737	4	20	----------	11	4
33	Other goats and kids (all ages) ... number	4,656	32	94	----------	129	70
34	Angora goats and kids clipped, 1929 ... number	205	----------	----------	----------	4	----------
35	Mohair and kid hair clipped (unwashed), 1929 ... pounds	684	----------	----------	----------	12	----------
36	**Asses and burros on farms, Apr. 1, 1930** ... number	179	6	1	----------	3	11
	Bees and honey:						
37	Hives of bees owned, on farms or elsewhere, Apr. 1, 1930 ... number	103,264	2,366	2,417	----------	2,636	1,766
38	farms reporting	8,537	141	281	----------	151	231
39	Honey produced, 1929 ... pounds	4,114,979	118,827	60,022	----------	124,981	41,869
40	**Turkeys raised, 1929** ... number	166,721	2,340	1,312	----------	916	2,123
41	farms reporting	8,348	100	100	----------	92	170
42	**Ducks raised, 1929** ... number	1,545,943	6,973	6,635	----------	5,720	7,424
43	farms reporting	17,534	182	369	----------	337	398
44	**Geese raised, 1929** ... number	73,471	1,303	925	----------	722	1,173
45	farms reporting	8,011	135	127	----------	113	138

	ITEM (See definitions in Introduction)	Cayuga	Chautauqua	Chemung	Chenango	Clinton	Columbia	Cortland
1	**Domestic animals on farms, Apr. 1, 1930** ... farms reporting	3,374	5,432	1,438	3,020	2,678	1,791	1,790
	Cattle and dairy products:							
2	Cattle on farms, Apr. 1, 1930, total ... number	36,033	71,275	16,267	68,412	56,636	20,378	40,943
3	farms reporting	3,019	4,870	1,328	2,853	2,594	1,611	1,687
4	Cows and heifers milked, 1929, total ... number	19,850	37,386	8,526	42,334	27,929	11,160	24,258
5	farms reporting	2,953	4,802	1,290	2,824	2,551	1,585	1,661
6	Of beef or dual-purpose breeding ... number	621	952	188	601	861	416	577
7	farms reporting	157	220	53	77	137	118	71
8	Cows and heifers milked daily, April, 1930 ... number	14,953	30,007	6,814	33,314	22,786	9,188	19,876
9	farms reporting	2,649	4,406	1,172	2,707	2,430	1,467	1,599
10	Daily production of milk, April, 1930 ... gallons	39,611	75,802	17,544	91,098	59,917	22,854	54,711
11	Milk produced,[1] 1929 ... gallons	12,808,656	23,014,502	5,769,817	28,248,412	16,449,027	7,243,907	16,258,838
12	Whole milk sold, 1929 ... gallons	9,675,978	16,782,087	4,314,863	26,242,348	14,409,759	5,715,402	15,185,659
13	farms reporting	1,658	2,568	622	2,312	1,914	806	1,343
14	Butter churned, 1929 ... pounds	311,491	907,802	173,081	205,670	209,449	214,246	107,877
15	farms reporting	986	2,014	633	483	684	678	305
16	Butter sold, 1929 ... pounds	194,245	678,786	103,229	139,311	127,475	135,143	75,919
17	farms reporting	549	1,248	355	283	379	410	178
18	Cream sold as butterfat, 1929 ... pounds	312,723	498,019	104,587	51,456	137,838	2,115	33,381
19	farms reporting	479	579	161	42	159	4	43
20	Cream sold *not* as butterfat, 1929 ... gallons	22,038	8,534	2,834	4,163	12,973	9,065	3,386
21	farms reporting	45	81	8	19	45	36	17
	Sheep and wool:							
22	Sheep and lambs on farms, Apr. 1, 1930, total ... number	18,866	11,843	3,514	3,696	6,324	13,302	1,575
23	farms reporting	554	341	119	134	219	280	60
24	Lambs born since Oct. 1, 1929 ... number	6,737	4,159	889	1,078	2,203	5,031	583
25	Rams and wethers born before Oct. 1, 1929 ... number	1,162	816	180	125	239	743	101
26	Yearling ewes born between Oct. 1, 1928, and Oct. 1, 1929 ... number	2,404	1,424	595	752	738	1,526	211
27	Ewes born before Oct. 1, 1928 ... number	8,563	5,444	1,850	1,741	3,144	6,002	680
28	Sheep and lambs shorn,[1] 1929 ... number	10,924	6,855	2,479	2,249	3,998	8,421	869
29	farms reporting	462	279	98	96	199	241	48
30	Wool shorn [1] (unwashed), 1929 ... pounds	79,606	43,359	15,919	14,340	27,014	51,971	6,319
	Goats and mohair:							
31	Goats and kids on farms, Apr. 1, 1930, total ... number	245	172	129	140	55	109	17
32	Angora goats and kids (all ages) ... number	18	40	7	34	2	9	1
33	Other goats and kids (all ages) ... number	227	132	122	106	53	100	16
34	Angora goats and kids clipped, 1929 ... number	----------	8	----------	17	3	6	----------
35	Mohair and kid hair clipped (unwashed), 1929 ... pounds	----------	28	----------	54	5	30	----------
36	**Asses and burros on farms, Apr. 1, 1930** ... number	4	7	4	1	7	----------	1
	Bees and honey:							
37	Hives of bees owned, on farms or elsewhere, Apr. 1, 1930 ... number	4,993	2,109	1,531	1,117	786	2,491	1,080
38	farms reporting	164	280	154	140	84	267	55
39	Honey produced, 1929 ... pounds	367,834	73,072	59,725	21,180	15,447	47,709	41,357
40	**Turkeys raised, 1929** ... number	1,621	4,713	176	2,505	1,556	1,829	2,125
41	farms reporting	142	176	34	164	161	106	86
42	**Ducks raised, 1929** ... number	11,165	24,287	2,603	4,846	791	4,460	2,459
43	farms reporting	617	510	173	320	110	293	201
44	**Geese raised, 1929** ... number	1,739	1,815	431	345	694	1,168	518
45	farms reporting	237	232	72	65	83	138	60

[1] Including estimates for incomplete reports.

COUNTY TABLE IX.—SPECIFIED CLASSES OF LIVESTOCK ON

[Other classes of livestock and livestock

	ITEM (See definitions in Introduction)	Delaware	Dutchess	Erie	Essex	Franklin	Fulton
1	**Domestic animals on farms, Apr. 1, 1930** ... farms reporting	3,708	1,964	5,191	1,598	2,614	1,075
	Cattle and dairy products:						
2	Cattle on farms, Apr. 1, 1930, total ... number	109,070	37,913	50,397	19,289	49,711	13,859
3	farms reporting	3,619	1,774	4,628	1,534	2,435	1,004
4	Cows and heifers milked, 1929, total ... number	67,806	22,025	30,449	9,656	27,884	7,594
5	farms reporting	3,612	1,750	4,553	1,534	2,387	995
6	Of beef or dual-purpose breeding ... number	420	720	1,610	487	631	59
7	farms reporting	91	125	418	111	85	12
8	Cows and heifers milked daily, April, 1930 ... number	54,305	17,831	23,479	7,351	21,607	5,806
9	farms reporting	3,478	1,607	4,158	1,383	2,260	908
10	Daily production of milk, April, 1930 ... gallons	140,412	47,515	58,832	17,778	60,919	13,365
11	Milk produced,[1] 1929 ... gallons	40,606,811	15,063,593	19,588,537	5,447,241	16,967,362	4,627,055
12	Whole milk sold, 1929 ... gallons	38,048,002	13,809,764	16,171,737	3,129,825	15,189,527	3,474,984
13	farms reporting	3,122	1,151	2,600	723	1,817	494
14	Butter churned, 1929 ... pounds	343,209	113,104	418,166	264,191	87,034	299,286
15	farms reporting	643	452	1,500	906	382	522
16	Butter sold, 1929 ... pounds	257,062	62,518	265,580	142,112	46,846	225,753
17	farms reporting	394	212	793	479	167	409
18	Cream sold as butterfat, 1929 ... pounds	11,372	8,195	96,397	226,038	174,884	300
19	farms reporting	8	5	148	316	179	1
20	Cream sold *not* as butterfat, 1929 ... gallons	2,104	2,225	19,721	16,572	12,810	1,264
21	farms reporting	13	19	55	70	64	15
	Sheep and wool:						
22	Sheep and lambs on farms, Apr. 1, 1930, total ... number	3,850	6,788	8,501	9,759	3,222	1,030
23	farms reporting	134	185	240	293	161	39
24	Lambs born since Oct. 1, 1929 ... number	1,351	2,667	2,582	2,605	1,036	351
25	Rams and wethers born before Oct. 1, 1929 ... number	306	438	299	794	119	63
26	Yearling ewes born between Oct. 1, 1928, and Oct. 1, 1929 ... number	456	811	1,132	1,419	384	220
27	Ewes born before Oct. 1, 1928 ... number	1,737	2,872	4,488	4,941	1,683	396
28	Sheep and lambs shorn,[1] 1929 ... number	2,551	3,634	5,470	6,971	2,274	662
29	farms reporting	111	146	193	270	135	30
30	Wool shorn [1] (unwashed), 1929 ... pounds	16,283	21,698	39,859	46,353	15,583	4,025
	Goats and mohair:						
31	Goats and kids on farms, Apr. 1, 1930, total ... number	84	144	173	40	9	162
32	Angora goats and kids (all ages) ... number	8	19	20	23		
33	Other goats and kids (all ages) ... number	76	125	153	17	9	162
34	Angora goats and kids clipped, 1929 ... number				8		
35	Mohair and kid hair clipped (unwashed), 1929 ... pounds				32		
36	**Asses and burros on farms, Apr. 1, 1930** ... number	4	9	2	1	2	1
	Bees and honey:						
37	Hives of bees owned, on farms or elsewhere, Apr. 1, 1930 ... number	1,440	2,180	2,656	633	595	362
38	farms reporting	137	260	285	52	77	50
39	Honey produced, 1929 ... pounds	24,285	47,544	113,703	11,839	18,655	10,793
40	**Turkeys raised, 1929** ... number	4,392	2,777	2,910	890	2,647	527
41	farms reporting	300	161	105	36	183	40
42	**Ducks raised, 1929** ... number	5,873	6,177	38,198	871	1,701	1,942
43	farms reporting	492	348	784	84	187	154
44	**Geese raised, 1929** ... number	824	889	7,441	151	469	405
45	farms reporting	99	133	535	29	62	72

	ITEM (See definitions in Introduction)	Niagara	Oneida	Onondaga	Ontario	Orange	Orleans
1	**Domestic animals on farms, Apr. 1, 1930** ... farms reporting	3,451	4,462	3,982	3,067	2,703	2,161
	Cattle and dairy products:						
2	Cattle on farms, Apr. 1, 1930, total ... number	20,825	93,605	50,844	24,200	55,041	13,372
3	farms reporting	2,997	4,251	3,463	2,787	2,392	1,900
4	Cows and heifers milked, 1929, total ... number	12,379	54,007	28,367	12,999	34,805	7,195
5	farms reporting	2,995	4,202	3,434	2,736	2,355	1,844
6	Of beef or dual-purpose breeding ... number	730	1,354	1,446	1,411	1,172	559
7	farms reporting	245	268	243	385	166	177
8	Cows and heifers milked daily, April, 1930 ... number	9,172	42,452	22,837	10,014	28,473	5,473
9	farms reporting	2,612	4,065	3,103	2,487	2,204	1,713
10	Daily production of milk, April, 1930 ... gallons	22,122	117,341	60,652	22,478	77,675	12,173
11	Milk produced,[1] 1929 ... gallons	7,729,447	36,726,530	19,491,676	7,920,331	25,652,356	3,956,245
12	Whole milk sold, 1929 ... gallons	4,398,020	33,602,959	16,516,933	3,839,807	24,315,323	1,657,983
13	farms reporting	1,022	3,491	2,114	872	1,696	563
14	Butter churned, 1929 ... pounds	594,631	226,677	346,728	467,993	77,401	268,714
15	farms reporting	1,819	639	1,040	1,521	382	1,087
16	Butter sold, 1929 ... pounds	364,923	174,500	240,786	266,654	34,606	138,015
17	farms reporting	1,205	399	655	884	113	506
18	Cream sold as butterfat, 1929 ... pounds	145,542	16,586	135,449	509,035	8,200	309,545
19	farms reporting	248	26	125	798	4	623
20	Cream sold *not* as butterfat, 1929 ... gallons	15,613	17,400	12,775	16,854	6,822	5,194
21	farms reporting	78	40	47	69	10	50
	Sheep and wool:						
22	Sheep and lambs on farms, Apr. 1, 1930, total ... number	13,955	4,623	14,055	48,943	1,854	56,012
23	farms reporting	329	143	379	848	82	865
24	Lambs born since Oct. 1, 1929 ... number	4,321	1,734	5,254	16,658	636	22,232
25	Rams and wethers born before Oct. 1, 1929 ... number	847	328	628	3,731	166	2,580
26	Yearling ewes born between Oct. 1, 1928, and Oct. 1, 1929 ... number	1,927	613	1,743	5,070	235	5,159
27	Ewes born before Oct. 1, 1928 ... number	6,860	1,948	6,430	23,484	817	26,041
28	Sheep and lambs shorn,[1] 1929 ... number	9,278	2,293	7,836	30,103	819	32,611
29	farms reporting	292	109	327	783	57	798
30	Wool shorn [1] (unwashed), 1929 ... pounds	75,290	14,274	57,016	221,949	5,831	248,892
	Goats and mohair:						
31	Goats and kids on farms, Apr. 1, 1930, total ... number	51	71	173	208	102	45
32	Angora goats and kids (all ages) ... number	4	8	6	8	34	21
33	Other goats and kids (all ages) ... number	47	63	167	200	68	24
34	Angora goats and kids clipped, 1929 ... number						14
35	Mohair and kid hair clipped (unwashed), 1929 ... pounds						60
36	**Asses and burros on farms, Apr. 1, 1930** ... number		4		10	1	1
	Bees and honey:						
37	Hives of bees owned, on farms or elsewhere, Apr. 1, 1930 ... number	2,988	1,196	4,873	3,432	1,525	1,606
38	farms reporting	296	173	176	215	196	220
39	Honey produced, 1929 ... pounds	116,052	24,879	216,652	128,890	28,379	45,341
40	**Turkeys raised, 1929** ... number	576	5,349	1,878	558	1,918	510
41	farms reporting	48	277	139	55	97	54
42	**Ducks raised, 1929** ... number	10,502	7,545	18,401	7,187	9,431	4,388
43	farms reporting	503	563	696	395	439	270
44	**Geese raised, 1929** ... number	5,056	1,801	3,339	2,308	1,388	3,190
45	farms reporting	421	249	334	234	218	266

[1] Including estimates for incomplete reports.

FARMS, 1930; AND LIVESTOCK PRODUCTS, 1929—Continued

products are shown in Table IV]

Genesee	Greene	Hamilton	Herkimer	Jefferson	Kings	Lewis	Livingston	Madison	Monroe	Montgomery	Nassau	New York	
2,319	1,570	156	2,237	4,391	5	2,361	2,137	2,796	3,634	1,655	348	----------	1
22,609	22,058	990	56,760	112,002	256	64,191	30,879	54,518	28,165	35,905	1,119	----------	2
2,141	1,505	154	2,112	4,233	3	2,273	1,982	2,563	3,148	1,591	196	----------	3
13,666	12,048	551	35,005	59,179	241	33,822	16,844	32,311	16,616	20,978	880	----------	4
2,112	1,495	156	2,103	4,204	3	2,248	1,954	2,549	3,109	1,569	191	----------	5
756	230	5	334	1,284	----------	451	1,117	474	1,207	529	15	----------	6
198	46	3	70	192	----------	78	194	83	326	97	9	----------	7
10,586	9,541	372	25,948	44,151	204	26,592	13,147	25,418	13,112	16,630	693	----------	8
1,958	1,358	142	2,016	4,086	3	2,180	1,847	2,405	2,805	1,514	167	----------	9
25,213	22,742	914	72,840	129,297	630	80,573	31,214	73,417	31,079	46,276	2,150	----------	10
8,506,901	6,895,255	380,929	23,647,964	41,186,964	269,200	22,787,359	10,625,964	23,568,746	10,315,331	14,687,261	663,780	----------	11
6,352,284	5,184,496	165,025	22,160,904	38,065,549	269,200	21,233,674	8,681,194	21,750,950	7,043,906	13,445,275	523,023	----------	12
1,030	978	105	1,756	3,672	3	1,885	1,208	2,066	1,214	1,271	61	----------	13
237,336	278,695	44,044	172,119	246,823	----------	115,511	194,026	145,406	457,824	161,201	8,680	----------	14
884	586	126	362	613	----------	383	647	386	1,475	305	45	----------	15
135,149	201,569	22,627	135,642	183,104	----------	80,841	124,657	107,138	273,243	126,479	2,917	----------	16
462	382	75	253	357	----------	202	412	229	904	241	13	----------	17
198,158	80,269	----------	1,590	68,208	----------	15,735	144,958	15,815	199,437	770	241	----------	18
320	57	----------	3	75	----------	23	231	21	385	5	2	----------	19
9,949	2,921	571	2,461	15,087	----------	2,763	8,356	2,319	21,331	2,796	784	----------	20
59	20	14	15	41	----------	16	50	22	74	9	7	----------	21
26,208	5,998	965	893	5,969	----------	2,444	34,515	3,341	19,155	2,424	97	----------	22
534	193	33	47	157	----------	103	662	105	406	65	2	----------	23
7,737	2,028	341	333	1,912	----------	837	7,073	1,039	7,666	804	34	----------	24
4,468	319	22	34	320	----------	172	2,502	34	1,323	68	14	----------	25
2,662	622	106	132	977	----------	295	3,426	457	2,105	294	19	----------	26
11,341	3,029	496	394	2,760	----------	1,140	21,514	1,811	8,061	1,168	30	----------	27
22,498	3,803	553	504	3,327	----------	1,356	27,143	2,419	11,797	1,434	36	----------	28
466	161	31	39	126	----------	87	622	93	366	57	2	----------	29
161,884	23,749	3,258	3,149	21,724	----------	8,578	202,244	16,195	87,740	9,507	320	----------	30
65	46	----------	110	149	----------	150	53	45	81	68	2	----------	31
22	6	----------	6	17	----------	17	23	10	18	20	1	----------	32
43	40	----------	104	132	----------	133	30	35	63	48	1	----------	33
----------	----------	----------	----------	6	----------	----------	20	----------	----------	----------	----------	----------	34
----------	----------	----------	----------	10	----------	----------	67	----------	----------	----------	----------	----------	35
5	----------	----------	1	3	----------	2	1	3	14	----------	2	----------	36
2,101	1,701	3	1,032	2,881	----------	1,020	2,824	1,528	2,586	2,155	30	----------	37
162	158	2	66	77	----------	32	170	138	316	110	8	----------	38
107,677	31,955	5	51,163	168,147	----------	50,922	114,520	48,641	93,667	139,920	240	----------	39
585	681	63	791	34,044	----------	7,799	1,234	1,939	596	638	11	----------	40
55	60	8	100	1,107	----------	314	94	131	75	65	5	----------	41
8,588	3,249	151	3,403	6,886	----------	2,597	5,699	3,816	9,638	3,124	40,842	----------	42
366	182	12	335	482	----------	231	281	336	469	222	18	----------	43
3,780	440	3	576	1,157	----------	277	1,260	892	5,375	484	25	----------	44
304	60	2	105	154	----------	46	149	124	390	67	5	----------	45

Oswego	Otsego	Putnam	Queens	Rensselaer	Richmond	Rockland	St. Lawrence	Saratoga	Schenectady	Schoharie	Schuyler	Seneca	
4,075	3,651	273	59	2,244	18	234	6,410	2,177	638	2,138	1,213	1,524	1
51,015	73,003	7,208	638	24,989	9	2,026	179,767	23,494	7,414	38,945	7,774	12,945	2
3,686	3,481	269	24	2,086	7	185	6,126	2,064	592	2,040	1,095	1,399	3
26,899	42,204	4,586	677	14,298	5	1,185	90,373	13,314	4,160	23,198	4,031	6,811	4
3,552	3,432	266	23	2,053	5	186	6,073	2,046	588	2,014	1,077	1,353	5
680	540	306	121	858	----------	100	1,282	891	339	783	212	491	6
141	115	22	2	192	----------	11	181	182	65	118	97	110	7
21,154	32,372	3,576	631	11,427	8	969	71,125	9,796	3,332	18,228	2,947	5,656	8
3,277	3,297	247	23	1,871	7	174	5,868	1,821	547	1,867	924	1,254	9
56,171	86,918	9,168	1,800	27,977	12	2,615	210,122	22,944	8,179	49,378	6,699	12,798	10
17,626,150	27,694,199	3,171,868	657,485	9,537,640	2,350	962,080	56,238,937	8,005,577	2,718,890	14,850,177	2,461,354	4,208,054	11
15,112,859	24,497,691	2,944,248	644,989	7,594,717	----------	845,941	51,971,764	5,880,354	2,106,461	13,634,225	951,697	2,271,023	12
2,442	2,676	194	9	1,214	----------	112	5,352	1,097	329	1,628	247	456	13
281,496	444,915	19,909	811	349,008	302	6,724	201,201	396,864	120,155	187,198	186,082	228,622	14
1,057	844	56	7	871	2	56	542	1,000	275	439	692	738	15
182,121	356,945	12,186	----------	256,471	----------	2,083	148,370	281,106	89,974	154,165	96,178	132,386	16
586	585	25	----------	606	----------	20	277	677	198	337	387	425	17
34,916	16,151	1,175	----------	7,412	----------	300	432,254	58,437	350	2,520	185,799	257,142	18
60	14	2	----------	9	----------	1	331	53	1	2	307	398	19
6,702	12,496	1,871	----------	23,454	----------	1,101	22,744	9,032	3,146	2,618	2,307	2,587	20
37	40	11	----------	60	----------	6	67	51	18	6	20	27	21
3,708	7,363	702	----------	12,516	----------	55	14,683	6,746	1,544	6,299	21,980	12,780	22
171	185	23	----------	266	----------	4	632	171	49	185	443	322	23
1,136	2,346	281	----------	3,184	----------	25	5,452	2,317	625	2,260	4,855	3,106	24
285	501	29	----------	1,094	----------	3	528	455	119	381	2,011	1,274	25
488	1,282	86	----------	1,814	----------	7	1,751	961	170	719	2,726	1,758	26
1,799	3,234	306	----------	6,424	----------	20	6,952	3,013	630	2,939	12,388	6,642	27
2,717	4,679	444	----------	9,316	----------	30	8,560	4,053	836	3,838	15,371	8,625	28
133	158	21	----------	234	----------	4	561	140	42	163	401	279	29
19,282	31,686	2,895	----------	72,062	----------	150	62,033	27,578	5,883	25,852	111,013	64,995	30
89	96	11	----------	110	----------	55	201	76	28	20	169	109	31
12	10	6	----------	19	----------	1	41	1	----------	----------	13	5	32
77	86	5	----------	91	----------	54	160	75	28	20	156	104	33
4	1	1	----------	7	----------	----------	----------	----------	----------	----------	9	----------	34
20	3	3	----------	19	----------	----------	----------	----------	----------	----------	27	----------	35
----------	11	2	----------	----------	----------	----------	1	1	1	5	4	5	36
1,845	2,180	264	2	2,072	5	127	3,061	1,912	555	3,418	696	3,126	37
169	174	35	1	222	1	27	138	178	42	143	67	82	38
57,948	69,096	3,178	----------	50,545	----------	1,675	135,398	69,716	13,345	143,123	26,081	243,408	39
4,752	3,009	107	1	1,765	----------	36	40,611	1,850	1,792	1,985	622	360	40
254	192	15	1	60	----------	9	1,588	108	52	102	60	29	41
9,766	8,713	870	84	18,389	2	2,412	5,492	4,787	1,420	12,804	1,703	5,551	42
497	477	42	2	298	1	41	479	281	80	293	121	271	43
1,780	612	179	3	1,152	2	128	2,105	1,116	643	509	489	1,121	44
192	95	27	1	148	2	14	223	146	50	61	68	138	45

COUNTY TABLE IX.—SPECIFIED CLASSES OF LIVESTOCK ON FARMS, 1930; AND LIVESTOCK PRODUCTS, 1929—Continued

[Other classes of livestock and livestock products are shown in Table IV]

	ITEM (See definitions in Introduction)	Steuben	Suffolk	Sullivan	Tioga	Tompkins	Ulster
1	Domestic animals on farms, Apr. 1, 1930 ... farms reporting	4,748	1,365	2,659	2,029	2,035	2,903
	Cattle and dairy products:						
2	Cattle on farms, Apr. 1, 1930, total ... number	62,069	5,279	30,253	27,327	21,864	24,853
3	farms reporting	4,431	1,178	2,574	1,906	1,859	2,542
4	Cows and heifers milked, 1929, total ... number	33,399	3,719	16,190	14,800	11,311	14,508
5	farms reporting	4,400	1,170	2,538	1,836	1,776	2,491
6	Of beef or dual-purpose breeding ... number	1,124	286	340	405	273	506
7	farms reporting	332	100	95	96	89	122
8	Cows and heifers milked daily, April, 1930 ... number	24,527	2,823	11,608	12,007	9,336	10,926
9	farms reporting	4,098	975	2,222	1,756	1,665	2,067
10	Daily production of milk, April, 1930 ... gallons	64,521	7,529	25,872	34,000	23,288	28,074
11	Milk produced,[1] 1929 ... gallons	20,185,316	2,580,793	9,894,789	10,085,935	7,472,746	9,376,943
12	Whole milk sold, 1929 ... gallons	16,256,346	1,864,317	7,584,957	8,474,966	5,732,068	7,102,326
13	farms reporting	3,027	407	1,606	1,186	922	1,277
14	Butter churned, 1929 ... pounds	478,249	41,767	301,341	166,458	210,177	336,005
15	farms reporting	1,520	429	884	571	759	1,191
16	Butter sold, 1929 ... pounds	315,309	10,806	179,191	108,742	116,794	187,023
17	farms reporting	1,034	62	464	367	408	611
18	Cream sold as butterfat, 1929 ... pounds	271,124	338	5,014	85,715	133,460	667
19	farms reporting	429	4	15	124	181	6
20	Cream sold *not* as butterfat, 1929 ... gallons	8,241	2,154	4,071	3,844	13,446	12,728
21	farms reporting	47	34	59	20	21	51
	Sheep and wool:						
22	Sheep and lambs on farms, Apr. 1, 1930, total ... number	35,634	487	2,271	8,351	13,182	3,429
23	farms reporting	888	28	95	224	356	123
24	Lambs born since Oct. 1, 1929 ... number	8,381	204	883	2,278	3,582	1,374
25	Rams and wethers born before Oct. 1, 1929 ... number	3,338	14	91	697	972	208
26	Yearling ewes born between Oct. 1, 1928, and Oct. 1, 1929 ... number	4,351	48	260	1,336	1,744	436
27	Ewes born before Oct. 1, 1928 ... number	19,564	221	1,037	4,040	6,884	1,411
28	Sheep and lambs shorn,[1] 1929 ... number	25,109	341	1,127	5,299	8,508	1,902
29	farms reporting	815	22	71	186	292	96
30	Wool shorn [1] (unwashed), 1929 ... pounds	174,554	2,457	6,424	32,484	56,508	12,310
	Goats and mohair:						
31	Goats and kids on farms, Apr. 1, 1930, total ... number	124	62	70	195	118	167
32	Angora goats and kids (all ages) ... number	12	24	20	51	2	9
33	Other goats and kids (all ages) ... number	112	38	50	144	116	158
34	Angora goats and kids clipped, 1929 ... number	2	18	15	40	----------	1
35	Mohair and kid hair clipped (unwashed), 1929 ... pounds	5	72	25	140	----------	5
36	**Asses and burros on farms, Apr. 1, 1930** ... number	----------	----------	----------	4	2	8
	Bees and honey:						
37	Hives of bees owned, on farms or elsewhere, Apr. 1, 1930 ... number	3,466	139	589	2,169	2,111	2,099
38	farms reporting	391	36	87	145	77	293
39	Honey produced, 1929 ... pounds	133,833	793	12,742	125,116	153,511	36,314
40	**Turkeys raised, 1929** ... number	3,552	654	1,011	591	1,669	1,509
41	farms reporting	262	51	96	49	69	108
42	**Ducks raised, 1929** ... number	6,392	1,119,005	33,441	3,360	3,227	7,174
43	farms reporting	502	255	352	234	272	363
44	**Geese raised, 1929** ... number	1,200	987	734	673	1,204	1,073
45	farms reporting	188	108	121	83	138	147

	ITEM (See definitions in Introduction)	Warren	Washington	Wayne	Westchester	Wyoming	Yates
1	Domestic animals on farms, Apr. 1, 1930 ... farms reporting	817	2,712	4,020	326	2,541	1,570
	Cattle and dairy products:						
2	Cattle on farms, Apr. 1, 1930, total ... number	5,936	51,533	27,027	5,816	41,367	11,353
3	farms reporting	788	2,596	3,540	289	2,416	1,386
4	Cows and heifers milked, 1929, total ... number	3,216	28,404	15,010	3,527	23,423	6,048
5	farms reporting	786	2,581	3,479	282	2,403	1,383
6	Of beef or dual-purpose breeding ... number	197	708	548	234	998	659
7	farms reporting	67	126	165	29	173	193
8	Cows and heifers milked daily, April, 1930 ... number	2,256	21,501	10,854	2,807	17,446	4,507
9	farms reporting	688	2,457	2,902	269	2,289	1,225
10	Daily production of milk, April, 1930 ... gallons	4,728	62,297	28,104	6,964	43,116	10,549
11	Milk produced,[1] 1929 ... gallons	1,792,462	18,996,116	8,960,133	2,480,909	14,157,393	3,553,820
12	Whole milk sold, 1929 ... gallons	688,992	16,887,354	5,333,678	2,105,309	12,336,908	1,608,264
13	farms reporting	270	2,053	1,185	184	1,868	429
14	Butter churned, 1929 ... pounds	254,706	208,436	428,050	30,807	135,277	215,268
15	farms reporting	669	501	1,780	70	489	881
16	Butter sold, 1929 ... pounds	157,299	150,049	208,613	11,673	85,352	104,754
17	farms reporting	478	299	935	28	259	476
18	Cream sold as butterfat, 1929 ... pounds	2,975	80,549	393,527	1,900	129,894	259,776
19	farms reporting	11	61	744	2	152	520
20	Cream sold *not* as butterfat, 1929 ... gallons	4,021	13,668	16,353	8,879	14,843	4,041
21	farms reporting	62	30	93	17	41	28
	Sheep and wool:						
22	Sheep and lambs on farms, Apr. 1, 1930, total ... number	4,891	22,164	12,120	614	23,948	29,664
23	farms reporting	225	469	419	13	367	506
24	Lambs born since Oct. 1, 1929 ... number	1,304	6,714	4,447	186	5,319	7,993
25	Rams and wethers born before Oct. 1, 1929 ... number	297	1,719	759	34	4,200	1,508
26	Yearling ewes born between Oct. 1, 1928, and Oct. 1, 1929 ... number	619	2,795	1,411	120	2,607	3,202
27	Ewes born before Oct. 1, 1928 ... number	2,671	10,936	5,503	274	11,822	16,961
28	Sheep and lambs shorn,[1] 1929 ... number	3,858	15,591	7,775	351	21,374	21,151
29	farms reporting	208	424	356	10	328	463
30	Wool shorn [1] (unwashed), 1929 ... pounds	21,363	123,625	55,069	3,365	164,285	154,587
	Goats and mohair:						
31	Goats and kids on farms, Apr. 1, 1930, total ... number	37	61	182	41	55	55
32	Angora goats and kids (all ages) ... number	3	26	15	3	17	6
33	Other goats and kids (all ages) ... number	34	35	167	38	38	49
34	Angora goats and kids clipped, 1929 ... number	----------	21	----------	----------	----------	----------
35	Mohair and kid hair clipped (unwashed), 1929 ... pounds	----------	67	----------	----------	----------	----------
36	**Asses and burros on farms, Apr. 1, 1930** ... number	8	2	3	4	4	3
	Bees and honey:						
37	Hives of bees owned, on farms or elsewhere, Apr. 1, 1930 ... number	185	2,670	2,688	411	1,903	932
38	farms reporting	22	175	403	49	161	95
39	Honey produced, 1929 ... pounds	5,071	100,682	63,033	8,178	62,137	34,174
40	**Turkeys raised, 1929** ... number	626	2,034	896	185	2,261	314
41	farms reporting	22	135	67	15	127	37
42	**Ducks raised, 1929** ... number	484	3,382	8,173	2,441	6,675	2,624
43	farms reporting	46	300	473	60	279	156
44	**Geese raised, 1929** ... number	122	904	2,197	397	1,130	648
45	farms reporting	13	97	249	47	114	83

[1] Including estimates for incomplete reports.

COUNTY TABLE X.—VALUE OF CROPS, 1929; VALUE OF LIVESTOCK, 1930; AND VALUE OF LIVESTOCK PRODUCTS, 1929

	ITEM (See definitions in Introduction)	THE STATE	Albany	Allegany	Bronx	Broome	Cattaraugus
	VALUE OF CROPS, 1929	*Dollars*	*Dollars*	*Dollars*	*Dollars*	*Dollars*	*Dollars*
1	**Field and orchard crops, vegetables, and farm gardens, total value**	197,471,633	2,131,838	3,568,085	32,981	2,261,441	3,477,564
2	Cereals	24,929,115	229,666	584,924	----------	206,621	450,352
3	Other grains and seeds	5,469,606	2,471	126,876	----------	16,601	3,941
4	Hay and forage	77,571,946	723,618	1,506,788	254	1,326,228	2,141,459
5	Vegetables (including *all* potatoes and sweetpotatoes)	55,907,913	736,257	1,098,322	32,617	510,053	573,869
6	Fruits and nuts	27,167,421	353,588	94,750	----------	93,416	139,338
7	All other field crops	1,444,950	1,136	73,370	----------	9,236	81,265
8	Farm garden vegetables (excl. potatoes and sweetpotatoes) for home use only	4,980,682	85,102	83,055	110	99,286	87,340
	Receipts from sales of nursery, greenhouse, and hothouse products, etc.:						
9	Trees, plants, vines, flower and vegetable seeds, bulbs, etc	6,900,438	11,960	841	1,100	16,409	2,262
10	Flowers, plants, and vegetables grown under glass, and flowers grown in the open	8,427,858	156,908	7,955	2,400	63,709	105,448
11	**Value of forest products, cut on farms, for home use and for sale**	16,259,744	128,937	406,344	----------	461,438	500,092
	VALUE OF LIVESTOCK ON FARMS, APRIL 1, 1930						
12	**Domestic animals, chickens, and bees, total value**	222,250,942	2,257,636	4,572,009	1,203	4,223,600	6,383,834
13	Domestic animals, total value	208,202,289	2,020,192	4,301,060	1,196	3,980,420	6,086,293
14	Horses and colts	38,795,948	441,677	856,120	----------	596,246	879,929
15	Mules and mule colts	680,996	8,378	9,881	----------	17,382	13,736
16	Asses and burros	12,110	420	70	----------	210	770
17	Cattle	159,793,327	1,421,550	3,205,509	----------	3,284,759	5,043,222
18	Swine	3,210,289	65,264	58,079	1,196	44,060	77,218
19	Sheep and lambs	5,670,783	82,643	170,611	----------	36,818	70,922
20	Goats and kids	38,836	260	790	----------	945	496
21	Chickens	13,444,176	223,248	258,139	7	228,155	288,181
22	Bees	604,477	14,196	12,810	----------	15,025	9,360
	VALUE OF LIVESTOCK PRODUCTS, 1929						
	Dairy products sold and butter churned:						
23	Butter, cream, and whole milk sold, total value	168,091,055	1,196,751	3,246,517	----------	3,368,191	5,527,239
24	Butter sold	4,550,430	74,476	96,763	----------	88,907	100,211
25	Cream sold as butterfat	2,981,905	31,730	50,567	----------	15,184	67,230
26	Cream sold *not* as butterfat	1,144,545	7,527	31,008	----------	19,437	46,718
27	Whole milk sold	159,414,175	1,083,018	3,068,179	----------	3,244,663	5,313,080
28	Butter churned	6,965,959	112,716	144,430	----------	130,549	145,986
29	**Wool shorn (unwashed)**	1,076,493	15,292	29,276	----------	5,339	11,729
30	**Mohair and kid hair clipped (unwashed)**	306	----------	----------	----------	5	----------
31	**Poultry raised, total value**	26,030,584	430,358	361,188	12	389,804	456,866
32	Chickens	22,856,895	406,231	344,619	12	376,518	435,238
33	Turkeys	683,524	10,530	5,445	----------	3,756	8,810
34	Ducks	2,275,603	9,623	8,626	----------	7,436	9,651
35	Geese	214,562	3,974	2,498	----------	2,094	3,167
	Chicken products:						
36	Chicken eggs produced	37,031,301	599,404	699,301	25	571,928	798,136
37	Chicken eggs sold	28,789,424	476,466	545,657	----------	439,902	604,520
38	Chickens sold	10,606,501	184,278	162,566	5	192,906	220,090
39	**Honey produced**	753,555	22,934	10,804	----------	22,497	7,535

	ITEM (See definitions in Introduction)	Cayuga	Chautauqua	Chemung	Chenango	Clinton	Columbia	Cortland
	VALUE OF CROPS, 1929	*Dollars*	*Dollars*	*Dollars*	*Dollars*	*Dollars*	*Dollars*	*Dollars*
1	**Field and orchard crops, vegetables, and farm gardens, total value**	4,873,611	5,698,519	1,455,346	3,116,087	3,294,552	2,555,105	2,722,550
2	Cereals	1,462,828	471,824	275,102	239,871	339,262	278,618	223,519
3	Other grains and seeds	95,440	8,523	33,324	5,312	13,901	921	3,720
4	Hay and forage	1,956,129	2,069,029	622,882	2,162,154	1,683,173	879,528	1,433,099
5	Vegetables (including *all* potatoes and sweetpotatoes)	990,508	1,045,650	356,704	479,865	755,920	198,125	880,576
6	Fruits and nuts	254,801	1,834,595	58,069	79,946	381,860	1,101,992	71,448
7	All other field crops	22,484	97,003	55,132	47,703	38,551	168	60,113
8	Farm garden vegetables (excl. potatoes and sweetpotatoes) for home use only	91,421	171,895	54,133	101,236	81,885	95,753	44,075
	Receipts from sales of nursery, greenhouse, and hothouse products, etc.:							
9	Trees, plants, vines, flower and vegetable seeds, bulbs, etc	32,140	99,697	27,715	908	40,235	2,037	10,322
10	Flowers, plants, and vegetables grown under glass, and flowers grown in the open	59,435	142,118	290,039	21,601	12,155	18,515	60,665
11	**Value of forest products, cut on farms, for home use and for sale**	283,700	577,611	120,846	547,819	434,375	178,589	296,258
	VALUE OF LIVESTOCK ON FARMS, APRIL 1, 1930							
12	**Domestic animals, chickens, and bees, total value**	4,281,727	6,266,300	1,698,586	6,910,475	4,507,845	2,610,052	3,978,403
13	Domestic animals, total value	3,876,262	5,710,039	1,510,525	6,503,852	4,405,648	2,398,749	3,834,796
14	Horses and colts	1,064,579	1,159,119	353,377	877,519	687,250	529,615	552,247
15	Mules and mule colts	24,250	41,052	6,430	16,549	8,790	11,800	10,796
16	Asses and burros	280	490	280	70	420	----------	70
17	Cattle	2,513,105	4,317,871	1,078,649	5,535,223	3,593,340	1,687,300	3,234,170
18	Swine	90,475	95,119	36,820	36,060	56,373	47,138	21,735
19	Sheep and lambs	181,822	95,177	34,104	37,383	59,086	122,115	15,657
20	Goats and kids	1,751	1,211	865	1,048	389	781	121
21	Chickens	375,507	545,083	179,334	399,921	97,481	195,111	137,127
22	Bees	29,958	11,178	8,727	6,702	4,716	16,192	6,480
	VALUE OF LIVESTOCK PRODUCTS, 1929							
	Dairy products sold and butter churned:							
23	Butter, cream, and whole milk sold, total value	2,529,825	4,292,549	1,098,857	6,140,808	3,331,831	1,518,784	3,555,315
24	Butter sold	97,123	339,393	51,615	69,556	63,738	67,572	37,960
25	Cream sold as butterfat	153,234	244,029	49,156	25,213	66,162	1,058	16,357
26	Cream sold *not* as butterfat	53,993	17,068	5,668	10,199	31,784	21,303	8,296
27	Whole milk sold	2,225,475	3,692,059	992,418	6,035,740	3,170,147	1,428,851	3,492,702
28	Butter churned	155,746	453,901	86,541	102,835	104,725	107,123	53,939
29	**Wool shorn (unwashed)**	29,454	15,609	5,890	5,306	10,265	19,749	2,338
30	**Mohair and kid hair clipped (unwashed)**	----------	13	----------	24	2	14	----------
31	**Poultry raised, total value**	623,512	965,183	278,215	687,212	170,406	529,580	251,249
32	Chickens	596,353	909,150	272,902	669,267	160,958	510,589	237,613
33	Turkeys	6,646	19,559	722	10,271	6,224	8,902	8,713
34	Ducks	15,296	31,573	3,384	6,639	1,107	6,467	3,369
35	Geese	5,217	4,901	1,207	1,035	2,117	3,562	1,554
	Chicken products:							
36	Chicken eggs produced	1,002,271	1,457,901	502,288	1,210,725	285,543	543,408	369,411
37	Chicken eggs sold	826,609	1,210,161	418,299	1,052,486	161,480	414,795	275,118
38	Chickens sold	285,904	470,160	135,045	328,010	59,063	257,609	107,785
39	**Honey produced**	66,210	13,153	10,751	3,812	3,553	10,019	7,444

COUNTY TABLE X.—VALUE OF CROPS, 1929; VALUE OF LIVESTOCK,

	ITEM (See definitions in Introduction)	Delaware	Dutchess	Erie	Essex	Franklin	Fulton
	VALUE OF CROPS, 1929	*Dollars*	*Dollars*	*Dollars*	*Dollars*	*Dollars*	*Dollars*
1	Field and orchard crops, vegetables, and farm gardens, total value	3,858,360	3,217,880	6,537,804	1,242,277	3,011,068	852,117
2	Cereals	102,419	352,045	629,470	92,519	315,453	101,355
3	Other grains and seeds	668	1,530	96,149	1,106	3,455	203
4	Hay and forage	2,920,072	1,635,650	2,025,891	698,291	1,581,435	519,810
5	Vegetables (including *all* potatoes and sweetpotatoes)	487,080	316,247	2,728,764	164,763	878,840	152,772
6	Fruits and nuts	112,858	786,449	881,718	159,944	87,418	31,151
7	All other field crops	72,935	249	26,715	20,791	70,706	6,280
8	Farm garden vegetables (excluding potatoes and sweetpotatoes) for home use only	162,328	125,710	149,097	104,863	73,761	40,546
	Receipts from sales of nursery, greenhouse, and hothouse products, etc.:						
9	Trees, plants, vines, flower and vegetable seeds, bulbs, etc	5,000	66,570	254,286	17,453	100	26,391
10	Flowers, plants, and vegetables grown under glass, and flowers grown in the open	86,297	482,129	603,397	29,498	368	104,416
11	Value of forest products, cut on farms, for home use and for sale	672,896	216,956	367,826	349,160	258,798	110,277
	VALUE OF LIVESTOCK ON FARMS, APRIL 1, 1930						
12	Domestic animals, chickens, and bees, total value	10,247,799	4,282,898	5,602,582	1,808,154	4,261,690	1,431,122
13	Domestic animals, total value	9,924,601	4,026,204	4,938,453	1,740,656	4,173,037	1,301,082
14	Horses and colts	1,048,629	617,148	1,234,369	312,250	703,746	257,405
15	Mules and mule colts	15,438	11,564	22,892	3,362	9,093	5,517
16	Asses and burros	320	720	120	60	120	70
17	Cattle	8,774,760	3,240,477	3,458,354	1,297,610	3,391,868	1,072,251
18	Swine	48,825	87,888	147,397	33,123	37,751	15,926
19	Sheep and lambs	36,025	67,361	74,070	93,925	30,396	8,779
20	Goats and kids	604	1,046	1,251	326	63	1,134
21	Chickens	314,270	242,524	649,521	63,700	85,083	67,868
22	Bees	8,928	14,170	14,608	3,798	3,570	2,172
	VALUE OF LIVESTOCK PRODUCTS, 1929						
	Dairy products sold and butter churned:						
23	Butter, cream, and whole milk sold, total value	9,651,057	3,769,556	3,934,383	908,717	3,480,448	949,996
24	Butter sold	128,531	31,259	130,134	71,056	23,423	112,377
25	Cream sold as butterfat	5,686	4,098	45,307	108,498	83,944	153
26	Cream sold *not* as butterfat	4,839	5,563	39,442	40,601	31,385	2,970
27	Whole milk sold	9,512,001	3,728,636	3,719,500	688,562	3,341,696	833,996
28	Butter churned	171,605	56,552	204,901	132,096	43,517	149,643
29	Wool shorn (unwashed)	6,188	8,245	14,349	17,614	5,922	1,489
30	Mohair and kid hair clipped (unwashed)				14		
31	Poultry raised, total value	548,652	546,438	1,150,112	121,424	160,140	141,398
32	Chickens	518,194	520,487	1,065,124	116,184	145,741	135,164
33	Turkeys	19,764	13,885	11,058	3,560	10,588	2,319
34	Ducks	8,222	9,266	53,095	1,219	2,381	2,680
35	Geese	2,472	2,800	20,835	461	1,430	1,235
	Chicken products:						
36	Chicken eggs produced	902,426	655,967	1,682,272	211,521	255,562	188,306
37	Chicken eggs sold	690,107	486,751	1,361,097	139,819	139,829	129,468
38	Chickens sold	238,207	233,947	468,296	51,154	59,989	62,598
39	Honey produced	4,857	10,935	19,330	2,723	3,731	2,051

	ITEM (See definitions in Introduction)	Niagara	Oneida	Onondaga	Ontario	Orange	Orleans
	VALUE OF CROPS, 1929	*Dollars*	*Dollars*	*Dollars*	*Dollars*	*Dollars*	*Dollars*
1	Field and orchard crops, vegetables, and farm gardens, total value	6,335,646	5,378,690	6,660,762	6,476,877	4,389,188	5,342,523
2	Cereals	874,393	411,328	994,852	1,213,957	160,693	648,522
3	Other grains and seeds	84,075	14,216	31,141	545,530	2,071	256,442
4	Hay and forage	1,050,632	3,130,655	2,508,317	1,227,649	1,888,814	768,743
5	Vegetables (including *all* potatoes and sweetpotatoes)	876,577	1,450,475	2,548,045	2,529,303	1,616,309	1,187,335
6	Fruits and nuts	3,339,304	236,888	372,219	883,269	571,094	2,436,771
7	All other field crops	20	18,431	59,328	2,688	58	253
8	Farm garden vegetables (excluding potatoes and sweetpotatoes) for home use only	110,645	116,697	146,860	74,481	150,149	44,457
	Receipts from sales of nursery, greenhouse, and hothouse products, etc.:						
9	Trees, plants, vines, flower and vegetable seeds, bulbs, etc	134,622	12,743	139,225	1,508,257	42,223	1,335
10	Flowers, plants, and vegetables grown under glass, and flowers grown in the open	339,799	144,203	105,940	128,763	64,899	7,984
11	Value of forest products, cut on farms, for home use and for sale	179,171	538,120	247,739	281,987	169,557	188,417
	VALUE OF LIVESTOCK ON FARMS, APRIL 1, 1930						
12	Domestic animals, chickens, and bees, total value	3,030,263	8,831,939	5,536,746	3,561,388	6,272,701	2,377,599
13	Domestic animals, total value	2,650,155	8,475,412	5,163,402	3,255,477	5,910,473	2,177,651
14	Horses and colts	889,844	1,241,589	1,123,931	1,010,117	639,487	667,794
15	Mules and mule colts	23,157	17,588	26,730	24,751	10,574	9,175
16	Asses and burros		280		600	80	60
17	Cattle	1,506,476	7,069,532	3,785,454	1,664,177	5,198,651	929,708
18	Swine	106,289	100,279	86,547	121,043	41,825	83,496
19	Sheep and lambs	124,024	45,631	139,517	433,317	19,074	487,061
20	Goats and kids	365	513	1,223	1,472	782	357
21	Chickens	363,674	349,351	344,106	287,035	351,553	191,115
22	Bees	16,434	7,176	29,238	18,876	10,675	8,833
	VALUE OF LIVESTOCK PRODUCTS, 1929						
	Dairy products sold and butter churned:						
23	Butter, cream, and whole milk sold, total value	1,289,988	7,866,688	4,016,957	1,290,141	6,846,748	604,058
24	Butter sold	178,812	87,250	120,393	130,660	17,303	67,627
25	Cream sold as butterfat	68,405	8,127	66,370	239,246	4,100	145,486
26	Cream sold *not* as butterfat	31,226	42,630	31,299	37,079	17,055	9,609
27	Whole milk sold	1,011,545	7,728,681	3,798,895	883,156	6,808,290	381,336
28	Butter churned	291,369	113,339	173,364	229,317	38,701	131,670
29	Wool shorn (unwashed)	27,104	5,281	21,096	79,902	2,216	89,601
30	Mohair and kid hair clipped (unwashed)						27
31	Poultry raised, total value	652,732	624,961	631,507	477,615	678,417	370,864
32	Chickens	621,788	587,128	588,280	459,043	650,308	353,895
33	Turkeys	2,189	21,931	7,700	2,120	9,590	1,938
34	Ducks	14,598	10,337	25,209	9,990	14,147	6,099
35	Geese	14,157	5,565	10,318	6,462	4,372	8,932
	Chicken products:						
36	Chicken eggs produced	865,367	941,012	862,979	726,967	1,035,926	469,873
37	Chicken eggs sold	677,070	696,423	645,250	551,304	802,441	348,818
38	Chickens sold	295,360	244,728	274,711	220,811	269,141	131,027
39	Honey produced	19,729	4,478	38,997	21,911	6,811	7,708

1930; AND VALUE OF LIVESTOCK PRODUCTS, 1929—Continued

Genesee	Greene	Hamilton	Herkimer	Jefferson	Kings	Lewis	Livingston	Madison	Monroe	Montgomery	Nassau	New York	
Dollars	*Dollars*	*Dollars*	*Dollars*	*Dollars*	*Dollars*	*Dollars*	*Dollars*	*Dollars*	*Dollars*	*Dollars*	*Dollars*		
4,448,794	1,474,376	72,711	2,697,544	5,531,580	28,851	2,542,126	4,183,677	3,949,169	8,146,798	2,258,046	2,886,463	----------	1
825,889	109,076	1,213	215,750	1,024,641	----------	371,919	823,371	431,323	1,209,494	464,383	9,633	----------	2
601,257	421	39	1,265	47,842	----------	454	670,802	8,505	504,233	4,525	----------	----------	3
1,137,330	685,497	34,443	1,916,551	3,799,195	----------	1,674,975	1,362,285	2,165,686	1,301,883	1,499,026	18,949	----------	4
1,584,808	80,072	18,775	309,259	400,947	28,745	290,946	1,158,635	1,096,468	3,193,837	114,058	2,809,666	----------	5
241,871	506,986	2,837	172,390	90,906	6	32,802	124,385	154,448	1,864,425	103,291	13,910	----------	6
3,836	26,078	2,565	5,716	47,363	----------	97,383	319	14,120	775	2,850	1,350	----------	7
53,803	66,246	12,839	76,613	120,686	100	73,647	43,880	78,619	72,151	69,913	32,955	----------	8
17,275	210	----------	28,511	5,584	----------	270	361,779	7,067	349,789	30,509	690,815	----------	9
75,202	11,094	----------	31,735	84,692	250	1,242	33,249	21,966	616,029	35,552	994,238	----------	10
219,611	174,102	27,450	208,319	450,111	----------	400,052	289,164	264,663	144,358	126,317	1,305	----------	11
3,048,870	2,430,046	111,423	5,241,260	8,962,250	29,852	5,027,705	3,547,240	5,531,597	3,757,403	3,614,069	241,352	----------	12
2,792,497	2,257,531	105,666	5,101,155	8,728,685	29,812	4,932,568	3,374,378	5,273,749	3,380,494	3,463,639	201,355	----------	13
821,017	360,286	28,854	678,265	1,486,416	910	733,725	902,062	816,781	1,055,758	490,848	83,675	----------	14
6,960	5,782	472	6,666	11,361	----------	5,517	9,594	14,485	11,780	4,631	744	----------	15
300	----------	----------	70	180	----------	120	60	210	840	----------	160	----------	16
1,656,571	1,802,400	65,529	4,374,147	7,080,808	28,883	4,118,474	2,086,455	4,372,862	2,006,815	2,914,363	112,341	----------	17
72,469	32,444	1,864	32,991	92,821	19	50,796	58,120	35,418	138,113	32,803	3,375	----------	18
234,681	56,285	8,947	8,234	56,022	----------	22,852	317,670	33,658	166,585	20,478	1,042	----------	19
499	334	----------	782	1,077	----------	1,084	417	335	603	516	18	----------	20
244,817	161,458	5,739	133,913	216,279	40	89,017	157,330	248,680	362,686	137,500	39,787	----------	21
11,556	11,057	18	6,192	17,286	----------	6,120	15,532	9,168	14,223	12,930	210	----------	22
1,638,788	1,443,762	49,019	5,171,637	8,538,117	88,836	4,727,136	2,141,346	5,069,719	1,890,384	3,297,070	176,628	----------	23
66,223	100,785	11,314	67,821	93,383	----------	41,229	61,082	53,569	133,889	63,240	1,400	----------	24
93,134	40,135	----------	779	34,104	----------	7,868	68,130	7,749	93,735	393	121	----------	25
18,406	6,718	1,399	6,029	36,209	----------	6,631	15,459	5,682	42,662	6,571	2,509	----------	26
1,451,025	1,296,124	36,306	5,097,008	8,374,421	88,836	4,671,408	1,996,675	5,002,719	1,620,098	3,226,866	172,598	----------	27
116,295	139,348	22,022	86,060	125,880	----------	58,911	95,073	72,703	224,334	80,601	4,166	----------	28
58,278	9,025	1,238	1,165	8,255	----------	3,260	72,808	5,992	31,586	3,518	122	----------	29
----------	----------	----------	----------	5	----------	----------	30	----------	----------	----------	----------	----------	30
421,737	317,523	11,233	260,286	489,217	72	158,288	234,041	387,106	687,477	228,953	136,150	----------	31
396,993	308,133	10,761	250,601	342,146	72	123,233	217,902	371,172	636,765	220,295	74,752	----------	32
2,223	3,337	252	3,243	134,474	----------	30,806	4,689	7,950	2,265	2,871	54	----------	33
11,937	4,711	211	4,662	8,952	----------	3,376	7,922	5,228	13,397	4,311	61,263	----------	34
10,584	1,342	9	1,780	3,645	----------	873	3,528	2,756	15,050	1,476	81	----------	35
635,642	451,791	17,716	345,450	631,726	120	233,217	383,800	717,149	839,123	332,280	123,533	----------	36
491,320	345,576	7,846	216,783	417,422	84	118,795	268,120	574,525	633,754	229,231	101,217	----------	37
188,374	143,882	3,545	103,924	144,742	33	41,469	84,749	179,178	306,956	98,604	36,149	----------	38
13,305	6,711	1	9,209	30,266	----------	9,166	19,468	8,755	15,923	26,585	55	----------	39

Oswego	Otsego	Putnam	Queens	Rensselaer	Richmond	Rockland	St. Lawrence	Saratoga	Schenectady	Schoharie	Schuyler	Seneca	
Dollars	*Dollars*	*Dollars*	*Dollars*	*Dollars*	*Dollars*	*Dollars*	*Dollars*	*Dollars*	*Dollars*	*Dollars*	*Dollars*	*Dollars*	
3,889,831	3,660,566	373,466	688,947	2,024,195	349,473	619,309	6,329,273	2,083,860	673,688	2,323,941	1,367,706	2,172,093	1
295,460	440,674	17,598	1,007	291,521	231	9,717	714,967	336,062	114,469	403,046	298,266	718,812	2
9,106	5,165	----------	----------	3,038	----------	----------	4,010	1,296	2,104	7,200	263,616	83,297	3
1,686,900	2,386,752	275,296	369	981,291	458	53,447	4,556,159	934,416	315,700	1,379,108	426,716	738,080	4
1,148,235	509,459	32,608	683,834	430,654	347,299	314,450	480,608	379,781	118,743	184,065	122,777	273,709	5
606,829	176,076	31,879	280	234,756	375	221,713	166,288	298,936	84,133	260,264	210,236	317,596	6
21,422	22,866	----------	----------	4,538	----------	----------	221,390	7,337	15	15,049	1,014	1,211	7
121,879	119,574	16,085	3,457	78,397	1,110	19,982	185,851	126,032	38,524	75,209	45,081	39,388	8
14,098	21,331	6,164	1,127,352	47,322	10,250	65,120	1,281	9,225	5,463	91,418	24,439	1,653	9
29,302	84,646	7,840	805,278	44,776	186,043	466,233	14,346	51,578	52,245	5,666	1,753	43,862	10
454,562	553,258	23,380	200	254,487	----------	10,523	868,797	244,557	48,395	305,102	161,218	84,862	11
5,097,627	7,361,243	740,794	92,031	2,926,865	7,366	282,970	13,590,059	2,643,917	844,337	4,095,490	1,282,632	1,710,320	12
4,732,098	6,863,535	699,538	89,152	2,689,683	4,467	217,586	13,322,639	2,465,572	784,389	3,893,913	1,091,193	1,538,422	13
949,571	1,041,860	67,878	9,620	460,332	3,380	38,437	2,048,606	473,813	138,375	596,828	310,757	467,356	14
20,212	14,928	1,506	236	6,962	----------	2,360	16,919	5,163	3,186	8,703	14,158	11,241	15
----------	770	160	----------	----------	----------	----------	60	70	70	350	280	300	16
3,670,404	5,676,637	615,954	79,258	2,067,539	1,044	169,822	10,976,322	1,851,089	615,542	3,189,484	513,268	877,847	17
53,579	59,186	6,890	38	43,544	43	6,011	143,602	77,184	14,084	44,782	35,507	64,369	18
37,685	69,462	7,058	----------	110,498	----------	542	135,641	57,719	12,936	53,626	216,076	116,536	19
647	692	92	----------	808	----------	414	1,489	534	196	140	1,147	773	20
354,459	484,628	39,540	2,865	224,750	2,864	64,495	249,054	166,873	56,618	181,069	187,472	154,705	21
11,070	13,080	1,716	14	12,432	35	889	18,366	11,472	3,330	20,508	3,967	17,193	22
3,600,548	5,851,471	895,007	212,846	2,009,865	----------	257,947	11,780,170	1,602,866	558,110	3,356,734	358,919	713,752	23
91,061	178,473	6,093	----------	128,236	----------	1,042	75,669	140,553	44,987	77,083	48,089	64,869	24
17,109	7,914	588	----------	3,780	----------	150	216,127	20,803	179	1,285	87,326	120,857	25
16,420	30,615	5,052	----------	55,117	----------	2,973	54,586	21,225	7,393	6,152	4,614	5,691	26
3,475,958	5,634,469	883,274	212,846	1,822,732	----------	253,782	11,433,788	1,411,285	505,551	3,272,214	218,890	522,335	27
140,748	222,458	9,955	389	174,504	145	3,362	102,613	198,432	60,078	93,599	93,041	112,925	28
7,134	11,724	1,100	----------	26,663	----------	57	23,573	10,204	2,177	9,565	41,075	23,398	29
9	1	1	----------	9	----------	----------	----------	----------	----------	----------	12	----------	30
706,354	851,213	90,196	4,199	512,234	1,558	191,584	538,922	382,699	121,231	287,476	292,813	280,667	31
667,992	825,048	87,705	4,058	475,516	1,548	187,142	364,738	364,549	109,246	259,321	286,680	268,332	32
19,483	12,337	535	5	7,943	----------	180	160,413	8,140	8,064	8,933	2,550	1,368	33
13,379	11,937	1,392	126	25,377	3	3,859	7,140	6,606	1,960	17,670	2,214	7,716	34
5,500	1,891	564	10	3,398	7	403	6,631	3,404	1,961	1,552	1,369	3,251	35
974,349	1,467,889	98,422	9,582	582,595	10,185	201,532	735,349	474,554	134,802	481,924	520,692	386,226	36
763,853	1,256,820	77,195	6,895	439,033	8,868	173,370	439,347	346,848	94,777	376,330	444,519	303,435	37
326,802	401,691	48,013	910	231,902	39	95,381	153,304	176,264	50,282	109,705	163,149	132,916	38
10,431	12,437	795	----------	10,614	----------	436	24,372	13,455	2,576	27,193	4,695	41,379	39

COUNTY TABLE X.—VALUE OF CROPS, 1929; VALUE OF LIVESTOCK, 1930; AND VALUE OF LIVESTOCK PRODUCTS, 1929—Continued

	ITEM (See definitions in Introduction)	Steuben	Suffolk	Sullivan	Tioga	Tompkins	Ulster
	VALUE OF CROPS, 1929	*Dollars*	*Dollars*	*Dollars*	*Dollars*	*Dollars*	*Dollars*
1	**Field and orchard crops, vegetables, and farm gardens, total value**	6,347,600	8,268,855	1,503,363	2,032,945	2,351,326	3,520,388
2	Cereals	944,695	234,305	80,469	410,086	529,222	254,780
3	Other grains and seeds	224,043	17,839	152	56,855	178,691	2,109
4	Hay and forage	2,101,015	180,873	977,067	998,924	903,731	972,305
5	Vegetables (including *all* potatoes and sweetpotatoes)	2,468,430	7,654,099	172,868	416,601	490,826	487,217
6	Fruits and nuts	421,411	77,814	93,154	68,807	110,109	1,628,761
7	All other field crops	49,618	270	10,168	8,987	5,441	3,701
8	Farm garden vegetables (excluding potatoes and sweetpotatoes) for home use only	138,388	103,655	169,485	72,685	73,306	171,515
	Receipts from sales of nursery, greenhouse, and hothouse products, etc.:						
9	Trees, plants, vines, flower and vegetable seeds, bulbs, etc	5,628	815,297	410	479	8,399	33,823
10	Flowers, plants, and vegetables grown under glass, and flowers grown in the open	44,486	1,029,250	2,000	32,128	18,758	105,060
11	**Value of forest products, cut on farms, for home use and for sale**	703,904	42,839	422,284	264,259	195,726	311,225
	VALUE OF LIVESTOCK ON FARMS, APRIL 1, 1930						
12	**Domestic animals, chickens, and bees, total value**	5,921,365	1,126,243	3,445,026	2,876,021	2,545,660	3,300,011
13	Domestic animals, total value	5,555,231	881,695	3,015,997	2,577,771	2,285,812	2,748,328
14	Horses and colts	1,339,740	327,075	490,128	470,533	505,679	535,725
15	Mules and mule colts	36,216	9,176	7,492	18,682	18,020	6,608
16	Asses and burros	----------	----------	----------	280	140	640
17	Cattle	3,752,148	499,969	2,460,350	1,975,504	1,585,026	2,115,195
18	Swine	82,061	39,889	34,717	24,433	48,917	54,733
19	Sheep and lambs	344,225	5,042	22,780	80,955	127,246	34,240
20	Goats and kids	841	544	530	1,384	784	1,187
21	Chickens	347,764	243,575	425,142	285,887	247,182	537,830
22	Bees	18,370	973	3,887	12,363	12,666	13,853
	VALUE OF LIVESTOCK PRODUCTS, 1929						
	Dairy products sold and butter churned:						
23	Butter, cream, and whole milk sold, total value	3,883,384	627,474	2,073,555	2,052,356	1,469,080	1,898,702
24	Butter sold	157,655	5,187	89,596	54,371	58,397	93,512
25	Cream sold as butterfat	132,851	169	2,507	40,286	62,726	334
26	Cream sold *not* as butterfat	16,482	6,893	9,303	8,457	29,581	29,274
27	Whole milk sold	3,576,396	615,225	1,972,089	1,949,242	1,318,376	1,775,582
28	Butter churned	239,125	20,048	150,671	83,229	105,089	168,003
29	**Wool shorn (unwashed)**	64,585	934	2,441	12,019	20,908	4,678
30	**Mohair and kid hair clipped (unwashed)**	2	32	11	63	----------	2
31	**Poultry raised, total value**	502,863	2,194,233	813,505	403,966	377,681	979,229
32	Chickens	476,572	509,312	756,114	395,223	363,151	957,748
33	Turkeys	14,741	3,205	4,954	2,423	6,843	7,394
34	Ducks	8,310	1,678,508	50,162	4,368	4,195	10,761
35	Geese	3,240	3,208	2,275	1,952	3,492	3,326
	Chicken products:						
36	Chicken eggs produced	941,572	802,900	1,335,122	819,439	663,978	1,687,134
37	Chicken eggs sold	734,119	638,274	1,079,794	685,962	534,206	1,435,225
38	Chickens sold	219,005	227,182	314,429	187,499	171,045	429,913
39	**Honey produced**	24,090	182	2,803	22,521	27,632	7,989

	ITEM (See definitions in Introduction)	Warren	Washington	Wayne	Westchester	Wyoming	Yates
	VALUE OF CROPS, 1929	*Dollars*	*Dollars*	*Dollars*	*Dollars*	*Dollars*	*Dollars*
1	**Field and orchard crops, vegetables, and farm gardens, total value**	471,737	3,457,469	9,039,610	412,171	4,197,921	2,600,894
2	Cereals	25,944	625,214	887,413	14,283	572,207	562,382
3	Other grains and seeds	877	6,238	578,519	81	449,617	388,794
4	Hay and forage	206,329	1,996,363	1,156,284	193,406	1,444,973	589,864
5	Vegetables (including *all* potatoes and sweetpotatoes)	96,265	543,914	3,167,260	81,493	1,339,937	275,589
6	Fruits and nuts	47,042	177,492	3,153,032	94,613	277,632	737,050
7	All other field crops	25,535	13,161	1,070	----------	64,093	1,094
8	Farm garden vegetables (excluding potatoes and sweetpotatoes) for home use only	69,745	95,087	96,032	28,295	49,462	46,121
	Receipts from sales of nursery, greenhouse, and hothouse products, etc.:						
9	Trees, plants, vines, flower and vegetable seeds, bulbs, etc	3,105	735	8,902	651,700	546	658
10	Flowers, plants, and vegetables grown under glass, and flowers grown in the open	5,187	12,460	19,381	412,600	3,290	5,800
11	**Value of forest products, cut on farms, for home use and for sale**	221,994	390,117	206,987	24,584	438,167	205,952
	VALUE OF LIVESTOCK ON FARMS, APRIL 1, 1930						
12	**Domestic animals, chickens, and bees, total value**	639,264	5,132,457	3,652,882	659,228	4,067,923	1,729,593
13	Domestic animals, total value	600,060	4,921,646	3,186,166	576,918	3,845,671	1,547,643
14	Horses and colts	131,262	738,175	1,060,112	73,333	829,287	479,502
15	Mules and mule colts	1,180	5,163	21,221	2,042	10,916	11,829
16	Asses and burros	480	140	180	320	240	180
17	Cattle	407,388	3,927,204	1,883,440	487,759	2,731,152	740,318
18	Swine	12,783	50,682	113,468	6,765	54,338	47,525
19	Sheep and lambs	46,702	199,803	106,441	6,387	219,319	267,892
20	Goats and kids	265	479	1,304	312	419	397
21	Chickens	38,094	194,791	451,932	79,038	211,785	176,824
22	Bees	1,110	16,020	14,784	2,672	10,467	5,126
	VALUE OF LIVESTOCK PRODUCTS, 1929						
	Dairy products sold and butter churned:						
23	Butter, cream, and whole milk sold, total value	241,567	4,201,995	1,549,901	727,732	2,967,821	551,407
24	Butter sold	78,650	75,025	102,220	5,837	41,822	51,329
25	Cream sold as butterfat	1,488	41,885	184,958	950	61,050	122,095
26	Cream sold *not* as butterfat	9,851	32,120	35,977	26,193	27,460	8,082
27	Whole milk sold	151,578	4,052,965	1,226,746	694,752	2,837,489	369,901
28	Butter churned	127,353	104,218	209,745	15,404	66,286	105,481
29	**Wool shorn (unwashed)**	8,118	45,741	19,825	1,279	59,143	55,651
30	**Mohair and kid hair clipped (unwashed)**	----------	30	----------	----------	----------	----------
31	**Poultry raised, total value**	81,071	391,195	739,349	165,990	313,723	246,705
32	Chickens	77,517	374,911	718,213	159,908	292,689	240,051
33	Turkeys	2,504	8,950	3,405	925	8,592	1,193
34	Ducks	678	4,667	11,360	3,906	9,278	3,647
35	Geese	372	2,667	6,371	1,251	3,164	1,814
	Chicken products:						
36	Chicken eggs produced	116,869	583,541	1,177,800	238,258	564,929	471,292
37	Chicken eggs sold	81,916	438,512	953,840	170,669	410,712	396,962
38	Chickens sold	33,756	194,237	342,747	62,342	121,344	127,559
39	**Honey produced**	1,166	23,157	10,716	2,126	10,563	5,810

COUNTY TABLE XI.—FARM MORTGAGE DEBT, 1930; AND CHARGES ON MORTGAGE DEBT, AND TAXES, 1929

	ITEM (See definitions in Introduction)	THE STATE	Albany	Allegany	Bronx	Broome	Cattaraugus
	FARM MORTGAGE DEBT, 1930						
1	All farms operated by owners ... number	136,041	1,691	2,801	5	2,750	3,463
2	Free from mortgage debt ... number	68,786	1,028	1,520	2	1,271	1,652
3	Mortgaged ... number	61,546	555	1,212	1	1,391	1,633
4	Proportion of farms mortgaged ... per cent	45.2	32.8	43.3	20.0	50.6	47.2
5	No mortgage report ... number	5,709	108	69	2	88	178
6	Farms operated by full owners ... number	124,206	1,553	2,476	4	2,599	3,163
7	Free from mortgage debt ... number	63,321	934	1,368	2	1,202	1,502
8	acres	6,172,752	88,880	102,801	11	110,289	170,837
9	Value of land and buildings ... dollars	421,411,481	7,645,280	6,311,320	27,000	6,219,621	8,031,900
10	Mortgaged (amount of debt reported) ... number	55,110	508	1,039	----------	1,300	1,471
11	acres	6,062,101	50,166	146,112	----------	147,980	206,321
12	Value of land and buildings ... dollars	435,167,744	4,312,550	5,126,005	----------	8,048,710	9,192,450
13	Amount of mortgage debt ... dollars	170,460,124	1,275,033	2,113,024	----------	3,062,444	3,971,940
14	Ratio of debt to value ... per cent	39.17	29.57	41.22	----------	38.05	43.21
15	Average value per farm (land and buildings) ... dollars	7,896	8,489	4,934	----------	6,191	6,249
16	Average amount of mortgage debt, per farm ... dollars	3,093	2,510	2,034	----------	2,356	2,700
17	Average value per acre (land and buildings) ... dollars	71.78	85.97	35.08	----------	54.39	44.55
18	Average amount of mortgage debt, per acre ... dollars	28.12	25.42	14.46	----------	20.69	19.25
19	Mortgaged (amount of debt not reported) ... number	553	10	8	----------	11	17
20	acres	52,032	1,099	1,108	----------	992	1,629
21	Value of land and buildings ... dollars	3,987,522	78,500	30,100	----------	63,500	93,200
22	No mortgage report ... number	5,222	101	61	2	86	173
	Farms operated by full owners owning no other farm land:						
23	Reporting both mortgage debt and charges ... number	50,686	461	948	----------	1,153	1,348
24	acres	5,532,057	45,710	132,638	----------	128,687	187,111
25	Value of land and buildings ... dollars	396,657,188	3,894,750	4,657,605	----------	7,108,310	8,393,500
26	Amount of mortgage debt ... dollars	155,395,482	1,151,193	1,915,381	----------	2,640,917	3,582,595
27	Ratio of debt to value ... per cent	39.18	29.56	41.12	----------	37.15	42.68
28	Charges on mortgage debt (interest, etc.), 1929 ... dollars	9,249,131	68,210	111,958	----------	155,673	204,316
29	Ratio of charges to debt ... per cent	5.95	5.93	5.85	----------	5.89	5.70
	FARM TAXES, 1929						
30	Farms operated by full owners ... number	124,206	1,553	2,476	4	2,599	3,163
31	Reporting both total taxes and real-estate taxes ... number	114,172	1,396	2,349	2	2,449	2,874
32	per cent reporting	91.9	89.9	94.9	50.0	94.2	90.9
33	acres	11,860,860	137,574	301,012	7	252,214	364,023
34	Taxes on all farm property ... dollars	12,103,162	131,705	186,127	570	189,243	302,164
35	Value of land and buildings ... dollars	814,161,570	11,157,820	11,193,505	20,000	13,990,636	16,717,075
36	Taxes on land and buildings only ... dollars	11,485,896	123,549	180,946	558	179,478	286,922
37	Average, per acre ... dollars	0.97	0.90	0.60	79.71	0.71	0.79
38	Ratio of taxes to value ... per cent	1.41	1.11	1.62	2.79	1.28	1.72
	Farms operated by full owners owning no other farm land:						
39	Reporting both total taxes and real-estate taxes ... number	104,002	1,283	2,115	1	2,200	2,604
40	acres	10,738,535	125,180	275,198	6	225,914	326,644
41	Taxes on all farm property ... dollars	10,805,293	119,549	165,757	440	167,667	268,861
42	Value of land and buildings ... dollars	733,226,100	10,295,120	10,001,555	12,000	12,562,886	15,018,625
43	Taxes on land and buildings only ... dollars	10,267,488	111,844	160,951	440	159,035	254,754
44	Ratio of taxes to value ... per cent	1.40	1.09	1.61	3.67	1.27	1.70

	ITEM (See definitions in Introduction)	Cayuga	Chautauqua	Chemung	Chenango	Clinton	Columbia	Cortland
	FARM MORTGAGE DEBT, 1930							
1	All farms operated by owners ... number	3,252	5,733	1,388	2,975	2,457	1,916	1,699
2	Free from mortgage debt ... number	1,693	2,792	754	1,361	1,548	1,058	818
3	Mortgaged ... number	1,404	2,771	563	1,486	894	811	795
4	Proportion of farms mortgaged ... per cent	43.2	48.3	40.6	49.9	36.4	42.3	46.8
5	No mortgage report ... number	155	170	71	128	15	47	86
6	Farms operated by full owners ... number	2,889	5,255	1,269	2,781	2,281	1,850	1,544
7	Free from mortgage debt ... number	1,524	2,573	693	1,281	1,443	1,013	753
8	acres	117,911	184,999	74,233	150,163	195,634	111,802	84,766
9	Value of land and buildings ... dollars	7,149,220	15,351,635	3,629,044	6,256,890	8,894,700	8,835,820	4,014,700
10	Mortgaged (amount of debt reported) ... number	1,220	2,499	502	1,362	823	774	698
11	acres	111,702	206,955	54,416	200,421	132,748	96,852	93,540
12	Value of land and buildings ... dollars	6,896,857	17,486,631	2,951,925	7,324,800	5,622,364	8,524,447	4,508,193
13	Amount of mortgage debt ... dollars	3,016,695	6,863,144	1,057,266	3,302,636	2,103,904	2,686,604	1,799,323
14	Ratio of debt to value ... per cent	43.74	39.25	35.82	45.09	37.42	31.52	39.91
15	Average value per farm (land and buildings) ... dollars	5,053	6,997	5,880	5,378	6,832	11,013	6,459
16	Average amount of mortgage debt, per farm ... dollars	2,473	2,746	2,106	2,425	2,556	3,471	2,578
17	Average value per acre (land and buildings) ... dollars	61.74	84.49	54.25	36.55	42.35	88.02	48.20
18	Average amount of mortgage debt, per acre ... dollars	27.01	33.16	19.43	16.48	15.85	27.74	19.24
19	Mortgaged (amount of debt not reported) ... number	16	25	9	19	----------	17	9
20	acres	1,301	1,997	867	2,054	----------	2,113	1,336
21	Value of land and buildings ... dollars	90,750	241,100	42,800	63,900	----------	263,000	95,400
22	No mortgage report ... number	129	158	65	119	15	46	84
	Farms operated by full owners owning no other farm land:							
23	Reporting both mortgage debt and charges ... number	1,097	2,248	456	1,240	776	724	618
24	acres	100,000	184,327	49,886	182,546	124,892	90,382	82,718
25	Value of land and buildings ... dollars	6,224,107	15,601,947	2,666,875	6,583,350	5,257,764	7,911,747	3,990,593
26	Amount of mortgage debt ... dollars	2,703,911	6,048,677	968,531	2,945,338	1,959,375	2,488,798	1,592,036
27	Ratio of debt to value ... per cent	43.44	38.77	36.32	44.74	37.27	31.46	39.89
28	Charges on mortgage debt (interest, etc.), 1929 ... dollars	159,687	358,761	56,133	170,578	116,728	148,784	95,894
29	Ratio of charges to debt ... per cent	5.91	5.93	5.80	5.79	5.96	5.98	6.02
	FARM TAXES, 1929							
30	Farms operated by full owners ... number	2,889	5,255	1,269	2,781	2,281	1,850	1,544
31	Reporting both total taxes and real-estate taxes ... number	2,762	4,587	1,185	2,617	2,225	1,697	1,399
32	per cent reporting	95.6	87.3	93.4	94.1	97.5	91.7	90.6
33	acres	232,772	353,689	126,040	347,660	324,412	198,938	175,785
34	Taxes on all farm property ... dollars	237,995	437,720	85,241	275,266	196,851	234,644	162,355
35	Value of land and buildings ... dollars	14,211,277	29,775,147	6,589,069	13,444,100	14,198,314	17,014,367	8,368,733
36	Taxes on land and buildings only ... dollars	233,665	424,107	83,012	266,158	194,592	227,029	154,497
37	Average, per acre ... dollars	1.00	1.20	0.66	0.77	0.60	1.14	0.88
38	Ratio of taxes to value ... per cent	1.64	1.42	1.26	1.98	1.37	1.33	1.85
	Farms operated by full owners owning no other farm land:							
39	Reporting both total taxes and real-estate taxes ... number	2,495	4,149	1,080	2,346	2,100	1,587	1,204
40	acres	206,880	319,266	114,794	311,381	307,090	185,249	150,114
41	Taxes on all farm property ... dollars	209,965	385,004	75,893	240,192	184,966	214,967	135,825
42	Value of land and buildings ... dollars	12,706,987	26,641,477	5,899,519	11,976,540	13,434,664	15,601,117	7,018,763
43	Taxes on land and buildings only ... dollars	206,117	373,160	74,083	235,896	182,755	208,437	129,410
44	Ratio of taxes to value ... per cent	1.62	1.40	1.26	1.97	1.36	1.34	1.84

COUNTY TABLE XI.—FARM MORTGAGE DEBT, 1930; AND

	ITEM (See definitions in Introduction)	Delaware	Dutchess	Erie	Essex	Franklin	Fulton
	FARM MORTGAGE DEBT, 1930						
1	**All farms operated by owners** ... number	3,591	1,774	5,107	1,519	2,526	1,084
2	Free from mortgage debt ... number	1,441	849	2,585	1,136	1,484	679
3	Mortgaged ... number	2,015	814	2,292	367	1,003	375
4	Proportion of farms mortgaged ... per cent	56.1	45.9	44.9	24.2	39.7	34.6
5	No mortgage report ... number	135	111	230	16	39	30
6	**Farms operated by full owners** ... number	3,423	1,642	4,554	1,435	2,399	1,042
7	Free from mortgage debt ... number	1,362	782	2,307	1,076	1,423	653
8	acres	197,756	99,347	137,707	144,071	147,849	66,106
9	Value of land and buildings ... dollars	8,148,262	12,085,305	18,351,455	5,665,021	6,548,162	3,028,450
10	Mortgaged (amount of debt reported) ... number	1,921	749	2,019	343	933	358
11	acres	348,409	91,143	139,774	46,740	121,127	38,972
12	Value of land and buildings ... dollars	13,426,920	9,803,620	17,534,477	2,124,540	5,523,200	2,153,725
13	Amount of mortgage debt ... dollars	5,943,545	2,868,311	6,487,326	692,231	2,331,071	773,435
14	Ratio of debt to value ... per cent	44.27	29.26	37.00	32.58	42.21	35.91
15	Average value per farm (land and buildings) ... dollars	6,990	13,089	8,685	6,194	5,920	6,016
16	Average amount of mortgage debt, per farm ... dollars	3,094	3,830	3,213	2,018	2,498	2,160
17	Average value per acre (land and buildings) ... dollars	38.54	107.56	125.45	45.45	45.60	55.26
18	Average amount of mortgage debt, per acre ... dollars	17.06	31.47	46.41	14.81	19.24	19.85
19	Mortgaged (amount of debt not reported) ... number	11	8	16	2	5	6
20	acres	1,651	1,541	887	41	390	722
21	Value of land and buildings ... dollars	62,000	276,762	138,750	34,000	15,000	32,000
22	No mortgage report ... number	129	103	212	14	38	25
	Farms operated by full owners owning no other farm land:						
23	Reporting both mortgage debt and charges ... number	1,757	697	1,919	321	873	328
24	acres	319,579	84,227	131,657	43,782	113,393	35,412
25	Value of land and buildings ... dollars	12,330,620	9,114,320	16,102,027	1,964,040	5,143,420	1,934,325
26	Amount of mortgage debt ... dollars	5,415,365	2,642,103	6,073,389	622,463	2,179,305	687,060
27	Ratio of debt to value ... per cent	43.92	28.99	37.72	31.69	42.37	35.52
28	Charges on mortgage debt (interest, etc.), 1929 ... dollars	303,465	157,120	361,702	36,514	130,334	39,372
29	Ratio of charges to debt ... per cent	5.60	5.95	5.96	5.87	5.98	5.73
	FARM TAXES, 1929						
30	**Farms operated by full owners** ... number	3,423	1,642	4,554	1,435	2,399	1,042
31	Reporting both total taxes and real-estate taxes ... number	3,218	1,445	4,091	1,413	2,245	976
32	per cent reporting	94.0	88.0	89.8	98.5	93.6	93.7
33	acres	534,312	176,223	265,610	189,510	257,290	101,336
34	Taxes on all farm property ... dollars	397,648	221,404	456,575	121,472	198,737	79,427
35	Value of land and buildings ... dollars	20,776,247	19,360,372	33,620,508	7,779,261	11,600,640	5,022,150
36	Taxes on land and buildings only ... dollars	374,623	205,209	437,726	119,257	197,039	73,378
37	Average, per acre ... dollars	0.70	1.16	1.65	0.63	0.77	0.72
38	Ratio of taxes to value ... per cent	1.80	1.06	1.30	1.53	1.70	1.46
	Farms operated by full owners owning no other farm land:						
39	Reporting both total taxes and real-estate taxes ... number	2,926	1,310	3,815	1,336	2,098	897
40	acres	487,728	158,950	247,660	181,555	239,999	94,464
41	Taxes on all farm property ... dollars	359,064	195,485	421,964	113,381	183,411	72,317
42	Value of land and buildings ... dollars	19,091,397	16,837,252	31,256,218	7,337,911	10,774,990	4,591,750
43	Taxes on land and buildings only ... dollars	338,088	181,431	404,886	111,580	181,763	67,040
44	Ratio of taxes to value ... per cent	1.77	1.08	1.30	1.52	1.69	1.46

	ITEM (See definitions in Introduction)	Niagara	Oneida	Onondaga	Ontario	Orange	Orleans
	FARM MORTGAGE DEBT, 1930						
1	**All farms operated by owners** ... number	3,263	4,117	3,900	2,664	2,530	1,761
2	Free from mortgage debt ... number	1,545	2,073	1,925	1,161	1,120	687
3	Mortgaged ... number	1,570	1,877	1,824	1,394	1,292	1,021
4	Proportion of farms mortgaged ... per cent	48.1	45.6	46.8	52.3	51.1	58.0
5	No mortgage report ... number	148	167	151	109	118	53
6	**Farms operated by full owners** ... number	2,880	3,740	3,479	2,285	2,364	1,604
7	Free from mortgage debt ... number	1,364	1,887	1,726	1,029	1,057	627
8	acres	79,978	182,557	121,148	85,198	83,787	47,883
9	Value of land and buildings ... dollars	11,764,801	11,886,645	13,141,079	7,305,575	10,507,155	5,135,440
10	Mortgaged (amount of debt reported) ... number	1,368	1,688	1,598	1,144	1,185	919
11	acres	91,980	189,136	125,887	112,139	102,759	76,418
12	Value of land and buildings ... dollars	13,425,815	11,908,955	13,167,154	9,199,436	12,606,280	8,237,114
13	Amount of mortgage debt ... dollars	5,746,772	4,897,324	4,842,373	4,437,922	4,751,706	3,985,606
14	Ratio of debt to value ... per cent	42.80	41.12	36.78	48.24	37.69	48.39
15	Average value per farm (land and buildings) ... dollars	9,814	7,055	8,240	8,041	10,638	8,963
16	Average amount of mortgage debt, per farm ... dollars	4,201	2,901	3,030	3,879	4,010	4,337
17	Average value per acre (land and buildings) ... dollars	145.96	62.97	104.60	82.04	122.68	107.79
18	Average amount of mortgage debt, per acre ... dollars	62.48	25.89	38.47	39.58	46.24	52.16
19	Mortgaged (amount of debt not reported) ... number	18	7	17	14	11	12
20	acres	866	524	870	1,115	310	983
21	Value of land and buildings ... dollars	160,500	36,200	94,200	85,900	60,500	86,520
22	No mortgage report ... number	130	158	138	98	111	46
	Farms operated by full owners owning no other farm land:						
23	Reporting both mortgage debt and charges ... number	1,299	1,566	1,477	1,053	1,119	845
24	acres	86,320	175,409	114,287	102,967	94,354	69,236
25	Value of land and buildings ... dollars	12,538,565	11,067,105	12,053,704	8,409,436	11,647,180	7,374,564
26	Amount of mortgage debt ... dollars	5,379,431	4,546,084	4,416,506	4,096,974	4,404,051	3,574,565
27	Ratio of debt to value ... per cent	42.90	41.08	36.64	48.72	37.81	48.47
28	Charges on mortgage debt (interest, etc.), 1929 ... dollars	319,587	271,675	265,537	243,130	261,785	213,948
29	Ratio of charges to debt ... per cent	5.94	5.98	6.01	5.93	5.94	5.99
	FARM TAXES, 1929						
30	**Farms operated by full owners** ... number	2,880	3,740	3,479	2,285	2,364	1,604
31	Reporting both total taxes and real-estate taxes ... number	2,487	3,600	3,223	2,154	2,106	1,571
32	per cent reporting	86.4	96.3	92.6	94.3	89.1	97.9
33	acres	158,376	374,178	239,583	194,711	172,800	125,645
34	Taxes on all farm property ... dollars	287,241	330,570	326,673	234,320	264,201	211,089
35	Value of land and buildings ... dollars	22,473,602	23,745,720	24,719,183	16,231,251	21,633,915	13,562,974
36	Taxes on land and buildings only ... dollars	276,506	316,370	302,899	212,937	248,291	210,552
37	Average, per acre ... dollars	1.75	0.85	1.26	1.09	1.44	1.68
38	Ratio of taxes to value ... per cent	1.23	1.33	1.23	1.31	1.15	1.55
	Farms operated by full owners owning no other farm land:						
39	Reporting both total taxes and real-estate taxes ... number	2,337	3,276	2,984	1,951	1,943	1,418
40	acres	148,754	341,949	217,889	176,564	155,942	112,229
41	Taxes on all farm property ... dollars	267,648	299,235	296,433	208,899	239,972	185,023
42	Value of land and buildings ... dollars	20,940,472	21,527,460	22,849,025	14,683,651	19,515,065	12,065,614
43	Taxes on land and buildings only ... dollars	257,726	286,458	274,033	190,111	225,972	184,504
44	Ratio of taxes to value ... per cent	1.23	1.33	1.20	1.29	1.16	1.53

CHARGES ON MORTGAGE DEBT, AND TAXES, 1929—Continued

Genesee	Greene	Hamilton	Herkimer	Jefferson	Kings	Lewis	Livingston	Madison	Monroe	Montgomery	Nassau	New York	
2,078	1,619	147	1,921	3,395	7	2,379	1,675	2,695	3,325	1,396	410	----------	1
813	926	124	904	1,579	1	1,251	745	1,230	1,269	714	162	----------	2
1,182	659	17	973	1,510	4	1,038	835	1,337	1,936	621	193	----------	3
56.9	40.7	11.6	50.7	44.5	57.1	43.6	49.9	49.6	58.2	44.5	47.1	----------	4
83	34	6	44	306	2	90	95	128	120	61	55	----------	5
1,852	1,543	144	1,764	3,123	6	2,267	1,315	2,371	2,997	1,217	296	----------	6
745	878	123	820	1,465	1	1,191	626	1,097	1,165	621	110	----------	7
60,820	97,881	15,653	80,651	158,806	6	166,951	62,767	93,289	71,682	60,686	3,139	----------	8
6,092,938	5,601,395	925,805	5,066,285	8,675,374	33,000	6,148,769	4,235,860	5,693,732	13,186,260	4,112,096	6,548,443	----------	9
1,019	630	15	904	1,360	3	981	601	1,150	1,705	529	141	----------	10
99,509	82,728	2,517	117,288	194,204	6	165,730	81,024	122,190	116,592	64,061	2,598	----------	11
9,236,329	4,805,625	213,500	6,620,745	9,305,502	34,000	6,937,335	5,606,175	7,140,312	20,342,157	4,029,435	5,666,930	----------	12
3,928,003	1,517,522	41,185	2,906,262	4,309,788	13,500	3,264,573	2,400,255	3,109,110	7,728,481	1,683,762	1,858,450	----------	13
42.53	31.58	19.29	43.90	46.31	39.71	47.06	42.81	43.54	37.99	41.79	32.79	----------	14
9,064	7,628	14,233	7,324	6,842	11,333	7,072	9,328	6,209	11,931	7,617	40,191	----------	15
3,855	2,409	2,746	3,215	3,169	4,500	3,328	3,994	2,704	4,533	3,183	13,180	----------	16
92.82	58.09	84.82	56.45	47.92	5,666.67	41.86	69.19	58.44	174.47	62.90	2,181.27	----------	17
39.47	18.34	16.36	24.78	22.19	2,250.00	19.70	29.62	25.44	66.29	26.28	715.34	----------	18
12	5	----------	2	17	----------	13	9	8	18	12	----------	----------	19
1,435	680	----------	159	2,248	----------	1,738	650	815	886	1,670	----------	----------	20
131,500	36,700	----------	7,000	103,940	----------	41,400	45,700	49,500	134,300	87,050	----------	----------	21
76	30	6	38	281	2	82	79	116	109	55	45	----------	22
964	592	11	844	1,221	3	883	540	1,031	1,613	466	127	----------	23
92,528	78,326	1,577	109,316	174,765	6	151,968	67,644	109,206	109,570	56,231	2,243	----------	24
8,615,064	4,465,025	127,000	6,136,145	8,349,502	34,000	6,267,795	4,577,865	6,335,350	18,863,659	3,469,565	4,878,230	----------	25
3,658,301	1,411,872	31,535	2,690,247	3,884,160	13,500	2,934,496	2,110,432	2,768,565	7,224,028	1,436,546	1,596,600	----------	26
42.46	31.62	24.83	43.84	46.52	39.71	46.82	46.10	43.70	38.30	41.40	32.73	----------	27
215,965	84,268	1,945	157,211	234,141	800	170,667	122,905	167,260	438,787	81,352	95,084	----------	28
5.90	5.97	6.17	5.84	6.03	5.93	5.82	5.82	6.04	6.07	5.66	5.96	----------	29
1,852	1,543	144	1,764	3,123	6	2,267	1,315	2,371	2,997	1,217	296	----------	30
1,787	1,379	137	1,683	2,847	5	2,057	1,271	2,268	2,656	1,039	203	----------	31
96.5	89.4	95.1	95.4	91.2	83.3	90.7	96.7	95.7	88.6	85.4	68.6	----------	32
164,063	166,863	18,155	191,291	357,395	17	310,266	148,579	219,125	174,706	112,852	4,532	----------	33
198,286	147,503	10,924	220,797	263,075	1,501	199,296	172,819	236,909	399,409	127,598	144,966	----------	34
15,243,410	9,592,195	1,217,805	11,463,030	17,870,795	92,000	12,541,404	10,154,405	13,191,024	30,990,959	7,286,028	9,134,025	----------	35
197,953	139,127	10,921	219,067	238,288	1,501	185,092	172,397	233,274	385,104	114,906	137,300	----------	36
1.21	0.83	0.60	1.15	0.67	88.29	0.60	1.16	1.06	2.20	1.02	30.30	----------	37
1.30	1.45	0.90	1.91	1.33	1.63	1.48	1.70	1.77	1.24	1.58	1.50	----------	38
1,632	1,325	131	1,546	2,432	4	1,877	1,079	2,025	2,475	939	177	----------	39
146,415	159,501	17,337	175,240	306,921	12	287,250	121,311	195,562	159,773	102,530	3,883	----------	40
173,926	139,720	10,035	199,912	224,571	1,264	180,289	135,536	204,256	364,687	115,469	115,096	----------	41
13,824,480	9,098,420	1,094,805	10,396,650	15,411,640	67,000	11,447,364	8,057,640	11,549,212	28,388,069	6,624,858	7,451,525	----------	42
173,607	132,017	10,032	198,633	202,363	1,264	167,198	135,340	201,733	351,998	104,090	107,830	----------	43
1.26	1.45	0.92	1.91	1.31	1.89	1.46	1.68	1.75	1.24	1.57	1.45	----------	44

Oswego	Otsego	Putnam	Queens	Rensselaer	Richmond	Rockland	St. Lawrence	Saratoga	Schenectady	Schoharie	Schuyler	Seneca	
4,278	3,538	219	111	2,288	51	319	5,569	2,202	650	1,955	1,166	1,272	1
2,380	1,730	108	49	1,308	24	117	3,328	1,276	281	1,189	571	631	2
1,743	1,687	74	55	779	25	166	2,168	851	319	700	494	587	3
40.7	47.7	33.8	49.5	34.0	49.0	52.0	38.9	38.6	49.1	35.8	42.4	46.1	4
155	121	37	7	201	2	36	73	75	50	66	101	54	5
4,049	3,249	192	100	2,190	47	302	5,189	2,075	596	1,743	982	1,087	6
2,250	1,589	92	43	1,255	23	110	3,119	1,207	256	1,063	490	559	7
168,153	171,262	10,457	289	122,145	469	4,880	382,035	121,759	22,771	128,837	50,530	45,327	8
8,724,820	7,101,662	1,558,650	2,830,195	6,865,859	964,200	2,262,950	16,791,055	5,889,332	2,001,055	4,871,505	2,556,208	3,511,051	9
1,643	1,532	65	50	741	22	155	1,994	789	290	617	397	467	10
135,177	200,196	8,294	476	78,882	336	4,702	297,149	82,834	26,924	84,492	41,502	43,419	11
7,373,910	8,446,551	1,552,900	2,574,593	5,341,000	634,000	3,247,800	13,241,387	4,713,853	2,110,560	3,291,865	2,148,750	3,283,795	12
2,808,577	3,503,287	294,700	578,000	1,718,426	185,100	915,085	6,057,444	1,637,377	693,807	1,367,432	805,418	1,429,466	13
38.09	41.48	18.98	22.45	32.17	29.20	28.18	45.75	34.74	32.87	41.54	37.48	43.53	14
4,488	5,513	23,891	51,492	7,208	28,818	20,954	6,641	5,974	7,278	5,335	5,412	7,032	15
1,709	2,287	4,534	11,560	2,319	8,414	5,904	3,038	2,075	2,392	2,216	2,029	3,061	16
54.55	42.19	187.23	5,408.81	67.71	1,886.90	690.73	44.56	56.91	78.39	38.96	51.77	75.63	17
20.78	17.50	35.53	1,214.29	21.78	550.89	194.62	20.39	19.77	25.77	16.18	19.41	32.92	18
8	15	----------	----------	11	1	1	13	9	1	7	4	14	19
510	3,083	----------	----------	832	1	10	2,122	654	8	532	367	1,264	20
60,400	73,700	----------	----------	46,500	9,000	30,000	86,800	41,500	5,500	38,000	10,800	98,100	21
148	113	35	7	183	1	36	63	70	49	56	91	47	22
1,486	1,378	62	48	698	21	153	1,812	724	276	554	362	426	23
121,579	178,046	7,637	471	73,640	330	4,532	272,041	75,544	25,199	76,832	37,441	39,238	24
6,706,010	7,480,751	1,472,900	2,204,593	5,051,950	621,000	3,097,800	12,042,412	4,383,653	1,976,350	2,938,415	1,947,370	3,003,445	25
2,541,682	3,096,035	269,700	488,000	1,621,456	181,100	835,085	5,562,639	1,487,937	642,792	1,219,546	713,053	1,276,716	26
37.90	41.39	18.31	22.14	32.10	29.16	26.96	46.19	33.94	32.52	41.50	36.62	42.51	27
157,826	188,811	15,655	32,428	100,999	11,324	49,824	317,261	91,936	39,795	78,258	41,447	77,094	28
6.21	6.10	5.80	6.65	6.23	6.25	5.97	5.70	6.18	6.19	6.42	5.81	6.04	29
4,049	3,249	192	100	2,190	47	302	5,189	2,075	596	1,743	982	1,087	30
3,699	3,052	160	80	1,920	35	243	5,017	1,876	552	1,633	908	1,042	31
91.4	93.9	83.3	80.0	87.7	74.5	80.5	96.7	90.4	92.6	93.7	92.5	95.9	32
292,846	366,588	18,353	617	196,479	592	8,985	666,507	194,583	50,593	208,842	94,660	90,340	33
307,913	254,635	33,049	106,304	159,285	27,675	49,813	456,722	181,185	46,652	165,291	78,827	106,680	34
15,411,830	15,318,013	3,048,500	4,896,950	12,090,954	1,206,500	5,031,050	29,558,742	10,168,035	4,056,615	7,946,270	4,786,898	6,901,896	35
293,327	240,008	30,248	72,969	146,044	27,270	43,267	450,202	167,974	39,168	147,873	75,513	103,442	36
1.00	0.65	1.65	118.26	0.74	46.06	4.82	0.68	0.86	0.77	0.71	0.80	1.15	37
1.90	1.57	0.99	1.49	1.21	2.26	0.86	1.52	1.65	0.97	1.86	1.58	1.50	38
3,392	2,757	128	74	1,701	33	221	4,580	1,735	494	1,475	763	950	39
267,021	328,167	14,974	566	172,377	561	7,192	611,736	172,762	44,393	190,869	79,493	81,478	40
279,437	221,909	25,067	94,340	137,689	25,750	38,193	414,942	158,668	41,436	148,099	64,729	95,107	41
14,003,130	13,336,523	2,426,800	4,288,950	10,495,604	1,108,500	4,220,600	26,976,267	9,306,085	3,522,105	7,152,080	4,125,188	6,259,305	42
266,213	210,035	22,832	64,091	127,616	25,345	34,911	408,976	154,068	34,898	132,658	61,682	92,138	43
1.90	1.57	0.94	1.49	1.22	2.29	0.83	1.52	1.66	0.99	1.85	1.50	1.47	44

COUNTY TABLE XI.—FARM MORTGAGE DEBT, 1930; AND CHARGES ON MORTGAGE DEBT, AND TAXES, 1929—Continued

	ITEM (See definitions in Introduction)	Steuben	Suffolk	Sullivan	Tioga	Tompkins	Ulster
	FARM MORTGAGE DEBT, 1930						
1	All farms operated by owners ... number	4,327	1,440	2,792	2,068	2,082	3,372
2	Free from mortgage debt ... number	2,218	554	1,553	1,034	1,063	1,786
3	Mortgaged ... number	1,864	715	1,177	926	926	1,523
4	Proportion of farms mortgaged ... per cent	43.1	49.7	42.2	44.8	44.5	45.2
5	No mortgage report ... number	245	171	62	108	93	63
6	Farms operated by full owners ... number	3,809	1,048	2,745	1,865	1,846	3,260
7	Free from mortgage debt ... number	1,981	409	1,524	940	960	1,722
8	acres	238,219	18,627	137,013	97,005	80,771	131,766
9	Value of land and buildings ... dollars	9,647,521	10,516,601	11,876,855	3,821,332	4,410,156	15,362,492
10	Mortgaged (amount of debt reported) ... number	1,600	489	1,150	820	793	1,465
11	acres	216,629	21,261	100,616	97,912	78,669	101,123
12	Value of land and buildings ... dollars	8,216,419	13,020,362	16,095,799	3,844,423	4,254,155	16,247,627
13	Amount of mortgage debt ... dollars	3,339,169	3,901,678	5,529,491	1,583,063	1,766,459	5,332,174
14	Ratio of debt to value ... per cent	40.64	29.97	34.35	41.18	41.52	32.82
15	Average value per farm (land and buildings) ... dollars	5,135	26,627	13,996	4,688	5,365	11,091
16	Average amount of mortgage debt, per farm ... dollars	2,087	7,979	4,808	1,931	2,228	3,640
17	Average value per acre (land and buildings) ... dollars	37.93	612.41	159.97	39.26	54.08	160.67
18	Average amount of mortgage debt, per acre ... dollars	15.41	183.51	54.96	16.17	22.45	52.73
19	Mortgaged (amount of debt not reported) ... number	12	3	11	8	12	13
20	acres	1,431	278	644	263	1,391	716
21	Value of land and buildings ... dollars	52,000	100,000	74,300	25,450	54,050	81,800
22	No mortgage report ... number	216	147	60	97	81	60
	Farms operated by full owners owning no other farm land:						
23	Reporting both mortgage debt and charges ... number	1,450	456	1,072	748	715	1,381
24	acres	196,372	19,023	92,781	88,936	70,882	94,972
25	Value of land and buildings ... dollars	7,373,769	11,635,400	14,976,349	3,522,150	3,768,115	15,081,041
26	Amount of mortgage debt ... dollars	3,006,363	3,539,078	5,202,654	1,408,617	1,552,564	4,981,994
27	Ratio of debt to value ... per cent	40.77	30.42	34.74	39.99	41.20	33.03
28	Charges on mortgage debt (interest, etc.), 1929 ... dollars	179,232	213,742	322,457	85,526	90,908	304,578
29	Ratio of charges to debt ... per cent	5.96	6.04	6.20	6.07	5.86	6.11
	FARM TAXES, 1929						
30	Farms operated by full owners ... number	3,809	1,048	2,745	1,865	1,846	3,260
31	Reporting both total taxes and real-estate taxes ... number	3,447	821	2,496	1,639	1,709	2,952
32	per cent reporting	90.5	78.3	90.9	87.9	92.6	90.6
33	acres	437,747	36,451	221,499	179,763	156,541	212,287
34	Taxes on all farm property ... dollars	311,674	224,928	274,965	113,522	122,428	318,057
35	Value of land and buildings ... dollars	17,110,415	21,367,500	25,761,304	7,113,860	8,429,661	29,098,809
36	Taxes on land and buildings only ... dollars	300,888	216,324	261,863	107,080	111,268	294,008
37	Average, per acre ... dollars	0.69	5.93	1.18	0.60	0.71	1.38
38	Ratio of taxes to value ... per cent	1.76	1.01	1.02	1.51	1.32	1.01
	Farms operated by full owners owning no other farm land:						
39	Reporting both total taxes and real-estate taxes ... number	3,085	731	2,347	1,467	1,561	2,814
40	acres	390,288	30,875	205,518	160,841	143,468	199,928
41	Taxes on all farm property ... dollars	273,451	191,764	271,743	98,693	111,244	284,395
42	Value of land and buildings ... dollars	15,134,730	18,461,750	24,252,204	6,259,207	7,530,869	26,852,731
43	Taxes on land and buildings only ... dollars	263,999	183,367	259,598	93,937	101,189	262,060
44	Ratio of taxes to value ... per cent	1.74	0.99	1.07	1.50	1.34	0.98

	ITEM (See definitions in Introduction)	Warren	Washington	Wayne	Westchester	Wyoming	Yates
	FARM MORTGAGE DEBT, 1930						
1	All farms operated by owners ... number	822	2,545	3,911	291	2,390	1,370
2	Free from mortgage debt ... number	546	1,503	1,718	117	1,215	587
3	Mortgaged ... number	139	937	2,077	87	1,108	754
4	Proportion of farms mortgaged ... per cent	16.9	36.8	53.1	29.9	46.4	55.0
5	No mortgage report ... number	137	105	116	87	67	29
6	Farms operated by full owners ... number	800	2,380	3,652	263	2,148	1,183
7	Free from mortgage debt ... number	527	1,413	1,623	105	1,129	509
8	acres	72,649	181,738	101,705	7,430	116,193	42,678
9	Value of land and buildings ... dollars	2,355,700	7,259,309	11,872,215	5,905,670	6,699,686	3,500,975
10	Mortgaged (amount of debt reported) ... number	135	860	1,905	75	951	646
11	acres	17,205	131,466	134,310	4,426	108,753	65,204
12	Value of land and buildings ... dollars	720,640	5,044,075	15,626,137	3,518,505	6,492,675	5,081,750
13	Amount of mortgage debt ... dollars	219,646	1,995,124	7,190,998	860,114	2,874,992	2,102,571
14	Ratio of debt to value ... per cent	30.48	39.55	46.02	24.45	44.28	41.37
15	Average value per farm (land and buildings) ... dollars	5,338	5,865	8,203	46,913	6,827	7,866
16	Average amount of mortgage debt, per farm ... dollars	1,627	2,320	3,775	11,468	3,023	3,255
17	Average value per acre (land and buildings) ... dollars	41.89	38.37	116.34	794.96	59.70	77.94
18	Average amount of mortgage debt, per acre ... dollars	12.77	15.18	53.54	194.33	26.44	32.25
19	Mortgaged (amount of debt not reported) ... number	2	7	22	1	11	3
20	acres	76	308	1,259	3	966	637
21	Value of land and buildings ... dollars	5,500	21,050	179,900	8,000	51,100	52,600
22	No mortgage report ... number	136	100	102	82	57	25
	Farms operated by full owners owning no other farm land:						
23	Reporting both mortgage debt and charges ... number	117	813	1,779	63	882	592
24	acres	15,556	124,009	123,619	3,411	101,488	55,578
25	Value of land and buildings ... dollars	635,540	4,724,125	14,456,291	2,875,605	6,115,250	4,477,850
26	Amount of mortgage debt ... dollars	189,356	1,842,168	6,649,482	700,953	2,692,481	1,899,701
27	Ratio of debt to value ... per cent	29.79	38.99	46.00	24.38	44.03	42.42
28	Charges on mortgage debt (interest, etc.), 1929 ... dollars	11,472	109,770	394,326	42,824	159,532	110,821
29	Ratio of charges to debt ... per cent	6.06	5.96	5.93	6.11	5.93	5.83
	FARM TAXES, 1929						
30	Farms operated by full owners ... number	800	2,380	3,652	263	2,148	1,183
31	Reporting both total taxes and real-estate taxes ... number	716	2,161	3,209	157	2,099	1,146
32	per cent reporting	89.5	90.8	87.9	59.7	97.7	96.9
33	acres	97,301	297,436	214,198	11,180	226,740	107,838
34	Taxes on all farm property ... dollars	38,340	222,529	337,462	77,472	265,907	129,526
35	Value of land and buildings ... dollars	3,110,390	11,755,284	24,875,127	7,230,895	13,320,301	8,582,825
36	Taxes on land and buildings only ... dollars	36,352	212,757	295,955	69,161	264,351	114,324
37	Average, per acre ... dollars	0.37	0.72	1.38	6.19	1.17	1.06
38	Ratio of taxes to value ... per cent	1.17	1.81	1.19	0.96	1.98	1.33
	Farms operated by full owners owning no other farm land:						
39	Reporting both total taxes and real-estate taxes ... number	556	1,981	3,012	119	1,884	1,045
40	acres	73,600	271,217	198,827	7,436	204,343	93,471
41	Taxes on all farm property ... dollars	28,933	202,207	312,059	56,587	237,381	114,791
42	Value of land and buildings ... dollars	2,386,540	10,735,784	23,221,031	5,482,125	12,057,146	7,579,125
43	Taxes on land and buildings only ... dollars	27,481	193,925	272,604	50,260	236,365	100,661
44	Ratio of taxes to value ... per cent	1.15	1.81	1.17	0.92	1.96	1.33

COUNTY TABLE XII.—COOPERATIVE MARKETING AND FARM EXPENDITURES, 1929; FARM MACHINERY, FACILITIES, ROADS, AND LAND OWNED AND RENTED BY PART OWNERS, 1930; TENANCY, 1930, 1925, AND 1920; TENANTS RELATED TO LANDLORD AND CASH RENT PAID, 1930; AND MOVEMENT OF FARM POPULATION, APRIL 1, 1929, TO MARCH 31, 1930

	ITEM (See definitions in Introduction)	THE STATE	Albany	Allegany	Bronx	Broome	Cattaraugus	Cayuga
	COOPERATIVE MARKETING, 1929							
	Cooperative marketing:							
1	Value of farm products sold ... dollars	52,623,182	223,686	1,100,118	18,022	1,271,029	1,805,586	856,090
2	farms reporting	28,015	143	770	5	599	964	591
3	Value of farm supplies purchased ... dollars	11,407,972	52,972	271,598	--------	214,420	179,878	168,947
4	farms reporting	19,933	176	595	--------	334	374	437
5	Value of all farm products [1] on farms reporting cooperative sales ... dollars	96,143,771	426,464	2,347,840	20,372	2,079,546	3,031,530	1,986,075
	FARM EXPENDITURES, 1929							
	Expenditures for—							
6	Feed (hay, grain, mill feed, etc., "not raised on this farm") ... dollars	77,399,938	887,643	1,161,680	5,240	1,728,916	2,237,709	925,085
7	farms reporting	131,917	1,674	2,877	12	2,616	3,535	2,693
8	Fertilizer (including commercial fertilizer, manure, marl, lime, and ground limestone) ... dollars	11,505,537	111,931	174,136	3,975	109,130	178,353	213,849
9	farms reporting	90,500	1,069	2,254	13	1,591	2,606	2,540
10	Commercial fertilizer (quantity purchased) ... tons	287,959	2,534	5,376	21	2,051	4,388	6,707
11	farms reporting	81,424	978	2,126	5	1,104	2,232	2,495
12	Farm labor, exclusive of housework (cash) ... dollars	45,421,486	544,448	403,050	15,710	523,614	543,007	672,349
13	farms reporting	90,455	1,065	1,763	14	1,543	2,106	2,068
14	Days of labor employed ... number	17,419,836	206,715	193,769	4,363	229,493	251,747	291,676
15	Farm implements and machinery (including automobiles, trucks, tractors, etc.) ... dollars	28,040,530	365,177	498,996	2,325	438,260	580,645	604,475
16	farms reporting	65,326	752	1,401	3	1,142	1,530	1,519
17	Electric light and power (paid to a power company) ... dollars	2,769,649	46,441	25,276	237	43,343	57,484	30,068
18	farms reporting	43,350	703	481	6	782	1,089	541
	FARM MACHINERY, FACILITIES, AND ROADS, 1930							
	Farm machinery:							
19	Automobiles ... number	141,916	1,751	3,027	10	2,503	3,384	3,463
20	farms reporting	115,010	1,353	2,484	10	2,064	2,834	2,831
21	Motor trucks ... number	58,974	901	925	10	1,031	1,258	1,070
22	farms reporting	54,084	817	881	10	938	1,191	984
23	Tractors ... number	40,369	424	868	1	474	806	1,042
24	farms reporting	37,790	409	823	1	447	790	970
25	Electric motors for farm work ... number	24,342	376	320	--------	383	667	305
26	farms reporting	16,012	233	211	--------	245	453	198
27	Stationary gas engines ... number	64,723	421	1,233	--------	1,343	1,948	1,336
28	farms reporting	50,094	361	1,016	--------	1,054	1,522	1,020
	Farm facilities:							
29	Telephones ... farms reporting	78,185	985	1,790	8	1,422	1,782	1,941
30	Water piped into farmer's dwelling house ... farms reporting	59,276	645	1,625	8	1,474	2,078	696
31	Water piped into bathroom ... farms reporting	29,555	330	563	7	550	874	373
32	Farmer's dwelling house lighted by electricity ... farms reporting	55,019	806	653	7	1,041	1,346	774
	Kind of road:							
33	All farms ... number	159,806	1,927	3,375	15	3,104	3,999	3,865
	Farms located on—							
34	Concrete road ... number	17,636	189	226	--------	352	563	391
35	Brick road ... number	827	8	8	--------	5	23	1
36	Asphalt road ... number	2,844	45	46	6	9	12	35
37	Macadam road ... number	38,759	467	570	1	807	642	1,210
38	Gravel road ... number	14,344	335	106	--------	42	229	168
39	Sand-clay road ... number	263	11	4	--------	--------	4	8
40	Improved dirt road ... number	15,759	228	224	3	450	374	297
41	Unimproved dirt road ... number	63,190	583	2,125	2	1,326	2,015	1,446
42	All other (including not reported) ... number	6,184	61	66	3	113	137	309
	LAND OWNED AND RENTED BY PART OWNERS, 1930							
43	All land in farms operated by part owners ... acres	1,802,835	24,448	66,547	10	23,773	51,005	55,474
44	Owned and operated by part owners ... acres	1,080,784	13,662	37,403	5	14,929	31,608	33,716
45	Rented and operated by part owners ... acres	722,051	10,786	29,144	5	8,844	19,397	21,758
	TENANCY							
46	Proportion of tenancy ... 1930 ... per cent	13.2	10.6	15.9	60.0	10.3	12.5	15.0
47	1925 ... per cent	14.1	14.4	16.2	100.0	10.3	12.3	19.0
48	1920 ... per cent	19.2	22.1	19.3	72.7	13.9	15.2	21.8
	TENANTS RELATED TO LANDLORD AND CASH RENT PAID, 1930							
49	All tenants ... number	21,113	205	538	9	321	501	579
50	Tenants related to landlord ... number	6,018	66	155	1	74	125	159
51	Proportion of all tenants ... per cent	28.5	32.2	28.8	11.1	23.1	25.0	27.5
52	Cash tenants ... number	8,715	149	157	9	169	176	177
53	Cash tenants related to landlord ... number	2,424	46	46	1	41	49	34
54	Proportion of all cash tenants ... per cent	27.8	30.9	29.3	11.1	24.3	27.8	19.2
55	Cash tenants reporting amount of rent ... number	8,638	147	156	5	164	174	176
56	Related to landlord ... number	2,401	44	46	1	39	49	34
57	land in farms ... acres	259,411	3,816	5,985	6	4,292	6,011	3,369
58	rent per year, total ... dollars	872,375	13,744	11,409	650	8,653	10,610	9,239
59	average rent per farm ... dollars	363	312	248	650	222	217	272
60	average rent per acre ... dollars	3.36	3.60	1.91	108.33	2.02	1.77	2.74
61	Not related to landlord ... number	5,061	88	100	2	106	94	98
62	land in farms ... acres	565,852	9,910	13,502	29	9,834	11,839	9,546
63	rent per year, total ... dollars	1,978,929	25,846	21,722	2,200	29,013	23,494	24,696
64	average rent per farm ... dollars	391	294	217	1,100	274	250	252
65	average rent per acre ... dollars	3.50	2.61	1.61	75.86	2.95	1.98	2.59
66	Relationship not reported ... number	1,176	15	10	2	19	31	44
67	All other tenants ... number	12,398	56	381	--------	152	325	402
68	Other tenants related to landlord ... number	3,594	20	109	--------	33	76	125
69	Proportion of all other tenants ... per cent	29.0	35.7	28.6	--------	21.7	23.4	31.1
	MOVEMENT OF FARM POPULATION, APRIL 1, 1929, TO MARCH 31, 1930							
	Persons who moved—							
70	To farms from cities, villages, or other incorporated places ... number	23,815	389	367	18	687	501	711
71	farms reporting	8,877	156	155	5	241	182	255
72	From farms to cities, villages, or other incorporated places ... number	14,028	240	229	5	416	328	402
73	farms reporting	6,263	94	114	1	154	130	191

[1] Sold, traded, or consumed by operator's family.

COUNTY TABLE XII.—COOPERATIVE MARKETING AND FARM EXPENDITURES, 1929; FARM MACHINERY, 1920; TENANTS RELATED TO LANDLORD AND CASH RENT PAID, 1930; AND

	ITEM (See definitions in Introduction)	Chautauqua	Chemung	Chenango	Clinton	Columbia	Cortland	Delaware	Dutchess
	COOPERATIVE MARKETING, 1929								
	Cooperative marketing:								
1	Value of farm products sold ... dollars	2,098,589	547,705	2,211,660	895,638	601,675	1,004,316	1,786,617	1,812,550
2	farms reporting	1,930	364	874	617	301	362	693	552
3	Value of farm supplies purchased ... dollars	562,991	114,299	527,030	49,268	167,575	344,655	273,149	241,535
4	farms reporting	1,447	173	552	165	311	384	304	325
5	Value of all farm products [1] on farms reporting cooperative sales ... dollars	4,428,440	1,128,703	3,621,388	1,711,479	1,182,654	1,614,240	2,742,054	2,762,495
	FARM EXPENDITURES, 1929								
	Expenditures for—								
6	Feed (hay, grain, mill feed, etc., "not raised on this farm") ... dollars	2,774,202	617,540	3,065,313	858,990	970,434	1,619,918	4,699,125	1,883,239
7	farms reporting	5,286	1,293	2,973	2,345	1,734	1,694	3,673	1,905
8	Fertilizer (including commercial fertilizer, manure, marl, lime, and ground limestone) ... dollars	311,549	62,607	125,148	103,314	113,020	123,798	150,857	138,148
9	farms reporting	4,165	813	1,919	1,298	1,070	1,281	2,133	1,018
10	Commercial fertilizer (quantity purchased) ... tons	8,234	1,264	2,858	2,782	2,459	3,139	3,348	2,705
11	farms reporting	3,774	607	1,666	1,271	997	1,006	1,834	779
12	Farm labor, exclusive of housework (cash) ... dollars	1,169,014	278,443	701,113	550,860	1,025,078	582,792	1,023,882	1,850,895
13	farms reporting	3,664	769	1,843	1,522	1,328	1,129	2,506	1,431
14	Days of labor employed ... number	475,140	118,212	319,150	245,587	397,939	243,965	433,775	661,345
15	Farm implements and machinery (including automobiles, trucks, tractors, etc.) ... dollars	744,963	249,878	632,510	404,317	392,075	449,150	701,854	708,933
16	farms reporting	2,087	666	1,456	1,071	824	878	1,784	1,089
17	Electric light and power (paid to a power company) ... dollars	98,189	27,822	45,845	36,656	56,131	27,698	36,203	100,536
18	farms reporting	2,055	411	651	726	754	398	518	906
	FARM MACHINERY, FACILITIES, AND ROADS, 1930								
	Farm machinery:								
19	Automobiles ... number	5,206	1,315	2,880	2,284	2,078	1,554	3,672	2,370
20	farms reporting	4,342	1,083	2,355	1,977	1,606	1,321	2,986	1,646
21	Motor trucks ... number	1,953	397	1,289	655	1,025	599	1,720	1,309
22	farms reporting	1,836	368	1,197	615	910	559	1,580	1,101
23	Tractors ... number	1,409	391	570	333	652	384	285	777
24	farms reporting	1,352	371	553	311	600	366	274	685
25	Electric motors for farm work ... number	924	283	459	460	419	275	369	657
26	farms reporting	624	176	317	249	269	197	295	420
27	Stationary gas engines ... number	2,540	593	1,933	842	753	859	2,806	1,055
28	farms reporting	1,961	497	1,443	698	583	680	2,008	762
	Farm facilities:								
29	Telephones ... farms reporting	3,150	710	1,893	1,185	1,152	1,161	2,223	1,388
30	Water piped into farmer's dwelling house ... farms reporting	2,773	486	1,998	801	913	1,047	3,106	1,191
31	Water piped into bathroom ... farms reporting	1,493	233	749	338	516	374	1,372	775
32	Farmer's dwelling house lighted by electricity ... farms reporting	2,376	530	980	766	912	552	1,135	1,122
	Kind of road:								
33	All farms ... number	6,410	1,565	3,333	2,852	2,144	1,968	3,956	2,190
	Farms located on—								
34	Concrete road ... number	1,168	156	250	153	198	161	132	178
35	Brick road ... number	195	1	5			1		
36	Asphalt road ... number	80	28	56	12	37	29	69	9
37	Macadam road ... number	590	373	930	492	317	595	887	340
38	Gravel road ... number	412	81	138	748	197	12	80	242
39	Sand-clay road ... number	20			9	3			10
40	Improved dirt road ... number	523	145	336	313	213	82	646	386
41	Unimproved dirt road ... number	3,236	725	1,507	1,058	1,084	971	2,074	942
42	All other (including not reported) ... number	186	56	111	67	95	117	68	77
	LAND OWNED AND RENTED BY PART OWNERS, 1930								
43	All land in farms operated by part owners ... acres	59,211	18,825	39,620	36,712	12,056	26,847	37,157	32,131
44	Owned and operated by part owners ... acres	35,692	10,942	23,685	21,471	6,984	16,583	23,806	19,407
45	Rented and operated by part owners ... acres	23,519	7,883	15,935	15,241	5,072	10,264	13,351	12,724
	TENANCY								
46	Proportion of tenancy ... 1930 ... per cent	9.0	10.8	9.5	12.2	7.4	12.2	7.1	13.2
47	1925 ... per cent	8.5	16.4	10.5	12.4	9.5	13.6	7.0	11.3
48	1920 ... per cent	13.3	20.8	17.4	17.1	16.5	18.0	11.0	17.9
	TENANTS RELATED TO LANDLORD AND CASH RENT PAID, 1930								
49	All tenants ... number	575	169	317	349	158	240	282	290
50	Tenants related to landlord ... number	181	34	83	115	35	68	92	80
51	Proportion of all tenants ... per cent	31.5	20.1	26.2	33.0	22.2	28.3	32.6	27.6
52	Cash tenants ... number	309	48	149	165	97	128	227	213
53	Cash tenants related to landlord ... number	81	10	42	62	24	41	72	56
54	Proportion of all cash tenants ... per cent	26.2	20.8	28.2	37.6	24.7	32.0	31.7	26.3
55	Cash tenants reporting amount of rent ... number	305	48	149	165	95	125	226	213
56	Related to landlord ... number	80	10	42	62	24	39	71	56
57	land in farms ... acres	8,118	1,344	4,644	7,215	3,256	4,770	11,749	7,697
58	rent per year, total ... dollars	17,798	2,088	10,432	14,965	10,111	13,796	23,504	22,779
59	average rent per farm ... dollars	222	209	248	241	421	354	331	407
60	average rent per acre ... dollars	2.19	1.55	2.25	2.07	3.11	2.89	2.00	2.96
61	Not related to landlord ... number	181	24	96	88	62	69	129	125
62	land in farms ... acres	18,011	3,028	14,698	10,733	9,331	10,290	20,593	25,448
63	rent per year, total ... dollars	39,314	4,229	31,577	26,378	20,830	23,300	38,032	55,700
64	average rent per farm ... dollars	217	176	329	300	336	338	295	446
65	average rent per acre ... dollars	2.18	1.40	2.15	2.46	2.23	2.26	1.85	2.19
66	Relationship not reported ... number	44	14	11	15	9	17	26	32
67	All other tenants ... number	266	121	168	184	61	112	55	77
68	Other tenants related to landlord ... number	100	24	41	53	11	27	20	24
69	Proportion of all other tenants ... per cent	37.6	19.8	24.4	28.8	18.0	24.1	36.4	31.2
	MOVEMENT OF FARM POPULATION, APRIL 1, 1929, TO MARCH 31, 1930								
	Persons who moved—								
70	To farms from cities, villages, or other incorporated places ... number	948	288	439	171	500	394	488	601
71	farms reporting	372	106	204	86	154	140	180	182
72	From farms to cities, villages, or other incorporated places ... number	562	172	268	124	205	239	248	263
73	farms reporting	292	82	135	69	87	98	122	100

[1] Sold, traded, or consumed by operator's family.

FACILITIES, ROADS, AND LAND OWNED AND RENTED BY PART OWNERS, 1930; TENANCY, 1930, 1925, AND MOVEMENT OF FARM POPULATION, APRIL 1, 1929, TO MARCH 31, 1930—Continued

Erie	Essex	Franklin	Fulton	Genesee	Greene	Hamilton	Herkimer	Jefferson	Kings	Lewis	Livingston	Madison	Monroe	Montgomery	Nassau	
1,642,546	367,658	1,375,659	51,310	528,856	438,655	400	627,692	1,066,885	14,800	740,993	722,760	2,224,646	739,371	466,818	1,166,195	1
1,274	309	795	42	414	282	1	257	519	3	284	398	1,004	400	186	141	2
211,386	119,055	201,205	21,172	188,240	59,648	--------	89,606	204,831	1,060	378,080	72,604	274,641	243,763	69,925	440,848	3
564	122	405	50	432	59	--------	145	499	2	444	236	424	556	179	111	4
3,729,597	724,886	2,341,326	152,968	1,459,030	864,901	1,231	926,709	1,639,179	14,800	1,054,857	1,679,950	3,642,344	1,676,685	682,165	1,320,296	5
2,895,881	463,556	1,089,163	432,598	734,486	900,277	47,841	1,546,201	1,735,050	38,190	1,824,895	456,342	1,879,275	1,139,422	748,525	542,511	6
5,049	1,439	2,302	1,046	1,865	1,585	155	2,214	3,854	8	2,306	1,631	2,656	3,126	1,515	441	7
476,378	32,709	137,026	30,817	203,650	47,180	889	58,672	78,037	2,697	80,770	175,463	141,858	474,440	46,795	979,200	8
4,063	507	1,563	651	1,823	694	46	1,114	1,212	6	1,330	1,571	1,796	3,170	818	492	9
13,149	821	3,819	846	6,832	1,144	20	1,876	2,276	48	2,502	5,091	3,796	12,242	1,601	19,343	10
3,968	483	1,557	595	1,818	575	42	1,092	1,059	4	1,274	1,482	1,681	3,010	768	457	11
1,556,184	476,131	496,232	178,695	775,159	393,384	31,340	549,538	948,350	23,410	464,706	862,584	799,418	1,856,937	407,915	1,701,148	12
2,870	1,059	1,635	533	1,440	990	120	1,457	2,718	8	1,396	1,548	1,835	2,732	1,084	460	13
610,386	174,993	231,507	75,836	306,604	154,334	9,426	273,319	398,173	8,776	195,167	360,087	342,107	654,566	215,684	451,725	14
956,503	216,584	356,661	172,459	437,359	246,435	24,680	488,231	775,942	1,363	504,263	474,368	658,183	899,040	455,060	457,440	15
2,215	560	1,018	406	1,116	629	50	1,159	1,930	6	1,165	1,072	1,493	2,033	873	372	16
150,898	33,139	42,071	17,670	39,961	42,077	3,200	29,447	65,378	405	46,851	30,452	52,352	112,407	32,834	36,684	17
2,815	576	815	305	655	498	49	500	1,082	4	707	540	891	1,915	460	359	18
5,047	1,526	2,066	1,033	2,520	1,689	151	1,970	4,082	4	2,125	2,252	2,764	4,175	1,641	670	19
4,196	1,213	1,800	808	2,043	1,322	115	1,632	3,452	4	1,819	1,806	2,235	3,309	1,303	447	20
2,738	530	678	312	811	678	49	1,141	1,782	6	1,111	687	1,237	2,215	757	587	21
2,507	468	644	287	762	602	46	1,067	1,687	5	1,050	639	1,155	2,054	714	410	22
1,895	206	220	207	1,156	319	7	606	1,178	1	355	925	905	1,842	856	391	23
1,762	193	216	200	1,048	297	5	584	1,139	1	341	842	862	1,720	811	295	24
1,019	247	384	258	457	308	14	324	929	1	593	315	585	990	457	171	25
709	154	272	138	300	204	12	216	567	1	387	200	401	593	262	115	26
1,853	448	689	390	1,088	684	51	1,057	2,655	--------	1,066	867	1,564	1,856	760	159	27
1,512	362	591	330	845	507	47	834	1,973	--------	843	663	1,205	1,385	582	132	28
2,619	991	756	433	1,410	1,104	74	1,184	2,097	6	1,057	1,332	1,809	2,473	846	339	29
2,638	940	952	392	584	864	85	886	1,071	7	1,131	669	1,082	1,507	418	405	30
1,477	591	415	116	322	464	44	342	508	7	283	353	444	1,024	234	325	31
3,165	634	895	355	855	750	66	726	1,305	7	847	665	1,132	2,287	489	416	32
5,942	1,757	2,925	1,167	2,555	1,787	160	2,400	4,699	11	2,558	2,322	3,176	4,165	1,753	579	33
949	29	136	131	514	134	--------	174	400	--------	258	233	491	605	251	142	34
336	--------	--------	3	2	--------	--------	--------	4	--------	--------	--------	4	6	5	--------	35
345	4	77	4	16	62	26	37	130	2	144	40	1	222	--------	29	36
2,449	449	835	217	463	246	29	1,093	2,135	1	641	462	866	1,923	397	174	37
356	400	560	123	478	214	3	116	153	--------	47	364	194	478	221	34	38
7	4	10	1	6	--------	--------	4	1	--------	--------	1	--------	1	3	--------	39
735	308	271	115	284	322	45	128	472	5	265	148	160	196	154	70	40
575	531	912	550	742	716	49	798	1,131	2	1,120	998	1,383	589	705	67	41
190	32	124	23	50	93	8	50	273	1	83	76	77	145	17	63	42
58,109	15,499	20,327	5,155	29,947	13,768	204	24,110	53,100	35	25,670	64,929	47,764	36,157	31,586	7,428	43
32,077	8,051	12,046	3,493	19,245	8,550	23	14,873	29,512	4	17,479	38,741	29,840	22,457	18,659	3,838	44
26,032	7,448	8,281	1,662	10,702	5,218	181	9,237	23,588	31	8,191	26,188	17,924	13,700	12,927	3,590	45
12.4	9.6	11.7	6.1	17.3	7.3	5.0	18.0	26.2	36.4	6.1	25.8	14.0	17.7	19.6	26.4	46
13.8	12.1	12.6	7.5	20.4	7.0	6.3	18.6	28.7	77.5	8.4	26.9	13.5	19.7	23.5	20.8	47
21.2	12.7	16.7	10.4	27.5	13.8	4.7	26.7	33.9	59.3	12.3	31.8	19.2	26.4	31.1	35.0	48
737	168	343	71	442	131	8	431	1,231	4	156	600	446	739	343	153	49
265	43	117	24	121	38	1	99	295	--------	44	163	127	255	94	48	50
36.0	25.6	34.1	33.8	27.4	29.0	12.5	23.0	24.0	--------	28.2	27.2	28.5	34.5	27.4	31.4	51
575	110	145	49	127	94	8	140	190	3	48	189	175	280	107	141	52
190	33	57	15	27	26	1	41	58	--------	19	34	48	82	39	43	53
33.0	30.0	39.3	30.6	21.3	27.7	12.5	29.3	30.5	--------	39.6	18.0	27.4	29.3	36.4	30.5	54
570	110	144	49	126	88	8	138	189	3	48	184	172	280	106	141	55
188	33	56	15	27	23	1	39	57	--------	19	34	47	82	38	43	56
16,738	6,662	6,769	1,530	2,913	3,084	130	4,592	7,049	--------	3,246	4,505	5,342	5,324	4,477	2,300	57
67,211	7,128	17,114	3,988	11,981	6,458	700	14,325	19,721	--------	5,404	17,966	14,228	37,991	11,859	63,775	58
358	216	306	266	444	281	700	367	346	--------	284	528	303	463	312	1,483	59
4.02	1.07	2.53	2.61	4.11	2.09	5.38	3.12	2.80	--------	1.66	3.99	2.66	7.14	2.65	27.73	60
334	66	75	25	72	54	7	77	111	3	27	126	102	148	62	89	61
28,595	10,718	8,377	2,012	5,830	9,957	1,068	7,977	12,908	30	3,607	25,074	12,089	10,153	6,631	4,336	62
111,118	16,366	22,365	3,886	24,980	15,107	3,989	23,650	36,082	515	8,274	101,791	28,340	82,725	23,253	112,754	63
333	248	298	155	347	280	570	307	325	172	306	808	278	559	375	1,267	64
3.89	1.53	2.67	1.93	4.28	1.52	3.74	2.96	2.80	17.17	2.29	4.06	2.34	8.15	3.51	26.00	65
48	11	13	9	27	11	--------	22	21	--------	2	24	23	50	6	9	66
162	58	198	22	315	37	--------	291	1,041	1	108	411	271	459	236	12	67
75	10	60	9	94	12	--------	58	237	--------	25	129	79	173	55	5	68
46.3	17.2	30.3	40.9	29.8	32.4	--------	19.9	22.8	--------	23.1	31.4	29.2	37.7	23.3	41.7	69
861	210	210	163	382	200	10	357	791	12	176	320	566	995	290	145	70
309	74	86	56	159	70	7	137	293	2	79	152	203	351	127	40	71
434	85	237	179	202	172	7	198	454	--------	161	174	449	390	177	54	72
204	55	123	69	96	30	3	101	197	--------	77	100	152	180	92	15	73

COUNTY TABLE XII.—COOPERATIVE MARKETING AND FARM EXPENDITURES, 1929; FARM MACHINERY, 1920; TENANTS RELATED TO LANDLORD AND CASH RENT PAID, 1930; AND

	ITEM (See definitions in Introduction)	New York	Niagara	Oneida	Onondaga	Ontario	Orange	Orleans	Oswego
	COOPERATIVE MARKETING, 1929								
	Cooperative marketing:								
1	Value of farm products sold ... dollars		391,690	2,002,313	1,115,276	300,186	1,957,529	398,344	989,857
2	farms reporting		353	924	569	249	528	296	796
3	Value of farm supplies purchased ... dollars		65,891	397,954	164,472	173,678	344,960	118,917	308,941
4	farms reporting		203	544	453	654	281	296	627
5	Value of all farm products [1] on farms reporting cooperative sales ... dollars		1,065,532	3,250,371	2,092,549	886,903	2,808,995	1,069,093	1,963,462
	FARM EXPENDITURES, 1929								
	Expenditures for—								
6	Feed (hay, grain, mill feed, etc., "not raised on this farm") ... dollars		848,680	3,177,770	1,420,000	496,482	3,580,063	409,904	1,847,991
7	farms reporting		3,070	4,283	3,556	2,162	2,724	1,629	3,944
8	Fertilizer (including commercial fertilizer, manure, marl, lime, and ground limestone) ... dollars		281,108	228,435	282,005	341,398	221,995	285,005	189,398
9	farms reporting		2,838	2,934	2,759	2,373	1,411	1,948	2,402
10	Commercial fertilizer (quantity purchased) ... tons		7,442	6,339	7,959	10,055	5,301	7,979	4,393
11	farms reporting		2,792	2,598	2,717	2,304	1,050	1,928	2,009
12	Farm labor, exclusive of housework (cash) ... dollars		1,188,754	1,060,058	1,111,932	1,227,311	1,767,578	820,433	681,971
13	farms reporting		2,317	2,705	2,455	2,111	1,937	1,612	2,233
14	Days of labor employed ... number		447,095	460,750	471,922	487,736	595,538	283,273	261,595
15	Farm implements and machinery (including automobiles, trucks, tractors, etc.) ... dollars		641,759	978,355	907,928	767,988	686,477	467,623	558,374
16	farms reporting		1,584	2,254	2,029	1,604	1,396	1,062	1,593
17	Electric light and power (paid to a power company) ... dollars		93,706	82,806	94,840	32,185	76,831	29,714	55,763
18	farms reporting		1,831	1,473	1,878	518	949	578	1,352
	FARM MACHINERY, FACILITIES, AND ROADS, 1930								
	Farm machinery:								
19	Automobiles ... number		3,933	4,061	3,993	3,366	3,019	2,384	3,873
20	farms reporting		3,161	3,295	3,210	2,656	2,308	1,945	3,259
21	Motor trucks ... number		1,912	1,971	1,491	1,113	1,653	1,066	1,424
22	farms reporting		1,764	1,823	1,409	1,034	1,480	1,007	1,314
23	Tractors ... number		2,209	1,085	1,230	1,416	628	1,274	714
24	farms reporting		2,066	1,044	1,164	1,308	573	1,195	674
25	Electric motors for farm work ... number		762	753	772	367	678	278	520
26	farms reporting		515	503	515	250	433	179	367
27	Stationary gas engines ... number		1,461	1,866	1,216	1,459	1,199	1,375	1,455
28	farms reporting		1,106	1,490	978	1,080	906	936	1,151
	Farm facilities:								
29	Telephones ... farms reporting		1,841	2,167	2,090	1,764	1,441	1,236	1,893
30	Water piped into farmer's dwelling house ... farms reporting		1,009	1,798	1,396	776	1,566	529	1,328
31	Water piped into bathroom ... farms reporting		767	689	739	448	978	317	482
32	Farmer's dwelling house lighted by electricity ... farms reporting		2,108	1,779	2,260	804	1,256	770	1,610
	Kind of road:								
33	All farms ... number		4,018	4,699	4,529	3,322	3,115	2,392	4,726
	Farms located on—								
34	Concrete road ... number		1,198	516	1,031	360	405	465	242
35	Brick road ... number		134	2	1	19	3	4	2
36	Asphalt road ... number		19	36	53	35	29	21	245
37	Macadam road ... number		1,209	1,208	1,108	582	199	584	1,679
38	Gravel road ... number		385	356	767	884	565	112	336
39	Sand-clay road ... number		1	9	8	3	4	3	40
40	Improved dirt road ... number		495	427	290	194	517	361	238
41	Unimproved dirt road ... number		441	2,001	1,121	1,108	1,232	747	1,798
42	All other (including not reported) ... number		136	144	150	137	161	95	146
	LAND OWNED AND RENTED BY PART OWNERS, 1930								
43	All land in farms operated by part owners ... acres		36,105	50,300	51,266	56,457	19,920	20,234	29,185
44	Owned and operated by part owners ... acres		21,492	31,738	31,745	35,520	12,000	11,605	16,184
45	Rented and operated by part owners ... acres		14,613	18,562	19,521	20,937	7,920	8,629	13,001
	TENANCY								
46	*Proportion of tenancy* ... 1930 ... per cent		17.7	10.6	12.7	18.5	15.8	24.2	8.6
47	1925 ... per cent	60.0	19.1	10.6	14.7	20.9	11.5	28.7	9.5
48	1920 ... per cent	40.0	24.5	15.5	18.2	25.3	18.8	35.4	12.7
	TENANTS RELATED TO LANDLORD AND CASH RENT PAID, 1930								
49	All tenants ... number		710	496	576	615	491	579	407
50	Tenants related to landlord ... number		253	149	169	184	80	173	126
51	Proportion of all tenants ... per cent		35.6	30.0	29.3	29.9	16.3	29.9	31.0
52	Cash tenants ... number		228	312	296	106	372	102	227
53	Cash tenants related to landlord ... number		68	86	74	32	55	17	65
54	Proportion of all cash tenants ... per cent		29.8	27.6	25.0	30.2	14.8	16.7	28.6
55	Cash tenants reporting amount of rent ... number		227	310	292	106	371	102	226
56	Related to landlord ... number		67	86	74	32	54	17	65
57	land in farms ... acres		5,707	9,595	6,188	2,366	5,033	1,072	5,492
58	rent per year, total ... dollars		27,943	32,381	25,782	11,020	24,971	7,667	12,266
59	average rent per farm ... dollars		417	377	348	344	462	451	189
60	average rent per acre ... dollars		4.90	3.37	4.17	4.66	4.96	7.15	2.23
61	Not related to landlord ... number		114	190	176	59	271	58	126
62	land in farms ... acres		8,372	22,587	14,793	5,715	37,247	3,882	8,952
63	rent per year, total ... dollars		38,869	74,422	68,840	20,480	144,794	19,155	22,402
64	average rent per farm ... dollars		341	392	391	347	534	330	178
65	average rent per acre ... dollars		4.64	3.29	4.65	3.58	3.89	4.93	2.50
66	*Relationship not reported* ... number		46	34	42	15	46	27	35
67	All other tenants ... number		482	184	280	509	119	477	180
68	Other tenants related to landlord ... number		185	63	95	152	25	156	61
69	Proportion of all other tenants ... per cent		38.4	34.2	33.9	29.9	21.0	32.7	33.9
	MOVEMENT OF FARM POPULATION, APRIL 1, 1929, TO MARCH 31, 1930								
	Persons who moved—								
70	To farms from cities, villages, or other incorporated places ... number		669	732	927	569	544	339	770
71	farms reporting		249	266	341	233	200	140	257
72	From farms to cities, villages, or other incorporated places ... number		487	452	471	333	237	143	350
73	farms reporting		228	206	206	158	99	81	171

[1] Sold, traded, or consumed by operator's family.

FACILITIES, ROADS, AND LAND OWNED AND RENTED BY PART OWNERS, 1930; TENANCY, 1930, 1925, AND MOVEMENT OF FARM POPULATION, APRIL 1, 1929, TO MARCH 31, 1930—Continued

Otsego	Putnam	Queens	Rensselaer	Richmond	Rockland	St. Lawrence	Saratoga	Schenectady	Schoharie	Schuyler	Seneca	Steuben	Suffolk	Sullivan	Tioga	
3,101,811	163,875	378,630	261,939	65,892	22,130	3,097,715	183,040	82,222	792,584	110,925	142,877	1,009,090	1,564,063	667,485	954,594	1
1,514	35	46	197	6	7	1,586	133	59	416	147	128	784	261	499	573	2
337,785	6,604	63,958	150,636	25,988	54,621	436,412	105,146	23,222	63,501	56,421	68,360	183,287	310,638	201,527	254,820	3
505	7	28	208	2	52	790	193	83	118	152	260	491	252	201	376	4
5,243,881	221,078	401,358	512,140	67,872	48,478	4,805,039	366,581	160,545	1,267,868	415,744	425,759	2,127,766	2,526,932	1,459,988	1,953,328	5
2,972,065	518,968	125,575	1,245,127	27,925	342,691	3,130,083	905,843	259,897	1,279,400	386,439	278,627	1,239,061	2,240,240	1,978,745	1,176,658	6
3,534	260	106	2,185	49	288	6,066	2,129	635	2,023	975	1,054	3,964	1,473	2,697	1,935	7
132,620	13,472	141,287	79,858	46,722	67,136	131,568	78,811	28,813	56,074	57,867	105,934	241,595	2,136,826	47,803	102,274	8
2,261	91	153	1,128	56	185	2,578	1,246	427	1,094	732	1,212	2,911	1,468	831	1,436	9
2,716	369	1,943	1,999	434	881	4,178	2,125	727	1,589	1,317	3,399	6,747	49,469	651	2,532	10
1,755	59	133	992	37	138	2,543	1,141	366	910	568	1,052	2,380	1,387	306	1,251	11
928,952	442,176	749,499	502,554	171,826	419,324	1,022,493	456,841	139,063	472,590	217,854	380,628	785,785	2,416,348	473,878	297,654	12
2,110	217	146	1,309	52	234	3,981	1,142	396	1,445	633	972	2,793	1,179	1,407	1,167	13
387,441	134,391	141,814	230,330	43,428	115,484	487,049	198,516	65,976	237,956	91,451	161,236	347,679	616,458	185,151	139,369	14
615,763	118,425	94,848	335,718	28,280	91,809	967,267	380,458	152,212	338,596	161,113	349,942	730,803	812,453	320,888	365,133	15
1,618	152	92	867	24	130	2,618	917	333	934	473	699	2,140	922	860	946	16
45,823	21,080	17,860	40,500	3,238	26,049	80,970	30,117	15,489	19,565	16,272	13,441	28,102	84,442	130,557	19,631	17
662	158	97	662	49	254	1,332	522	221	325	224	194	428	927	1,149	383	18
3,502	339	153	2,172	49	326	5,720	2,111	666	2,045	1,155	1,653	4,599	2,042	2,589	1,782	19
2,798	210	99	1,686	33	236	4,963	1,641	499	1,606	960	1,325	3,816	1,415	2,025	1,538	20
1,389	180	233	988	60	247	2,222	717	241	885	285	470	1,264	1,211	872	614	21
1,271	147	143	910	44	177	2,137	651	216	800	274	426	1,206	970	810	601	22
609	97	46	427	8	177	1,108	484	248	411	326	839	1,247	972	126	443	23
572	85	35	417	8	140	1,084	466	238	398	314	748	1,204	787	125	428	24
419	168	58	401	5	128	957	297	168	239	132	135	270	660	399	239	25
293	77	19	241	3	71	663	183	85	171	93	97	194	444	329	162	26
2,079	114	15	619	--------	119	3,934	683	210	1,075	313	710	1,898	569	1,032	917	27
1,590	90	13	503	--------	83	2,935	566	174	834	278	525	1,606	448	883	742	28
2,285	203	116	1,171	41	275	2,530	909	363	1,308	701	908	2,936	978	1,065	1,144	29
2,129	186	130	977	50	263	832	675	188	773	318	282	1,791	1,067	1,810	731	30
760	123	97	451	35	232	464	309	112	269	142	194	584	834	1,238	343	31
1,145	172	129	869	50	282	1,573	653	259	511	313	351	808	1,134	1,603	540	32
3,980	293	186	2,533	66	360	6,979	2,417	736	2,272	1,361	1,666	5,143	1,772	2,979	2,273	33
345	15	14	198	30	39	479	275	137	113	166	215	428	470	133	115	34
--------	--------	6	1	--------	--------	10	2	--------	6	3	--------	3	--------	--------	2	35
7	2	47	36	7	14	217	42	21	14	4	3	129	16	42	4	36
923	107	23	364	19	254	1,700	315	204	525	216	308	1,113	155	614	580	37
91	4	6	342	1	7	914	312	36	101	85	61	94	4	114	38	38
1	--------	--------	5	--------	1	12	31	2	--------	--------	2	--------	2	2	2	39
297	12	8	301	1	4	925	380	48	209	87	118	93	653	331	139	40
2,253	137	56	1,191	5	13	2,514	996	266	1,274	713	839	3,069	265	1,578	1,306	41
63	16	26	95	3	28	208	64	22	30	87	120	214	207	165	87	42
49,054	6,479	421	16,724	89	1,598	73,368	18,621	7,211	38,620	29,179	28,854	97,854	23,816	5,746	33,156	43
30,765	3,929	206	10,849	26	761	42,295	11,676	4,357	23,474	17,292	15,910	58,741	14,027	3,327	20,614	44
18,289	2,550	215	5,875	63	837	31,073	6,945	2,854	15,146	11,887	12,944	39,113	9,789	2,419	12,542	45
9.2	16.0	39.2	8.7	21.2	5.6	18.9	7.6	10.5	12.3	13.9	21.8	15.0	15.1	4.3	8.5	46
10.8	9.9	50.3	10.2	30.8	6.0	19.7	8.9	10.2	15.3	14.4	25.3	15.8	12.7	2.4	8.9	47
15.7	19.4	52.6	16.4	33.9	8.9	23.7	14.7	20.3	20.1	21.0	30.3	21.6	16.3	7.8	12.2	48
365	47	73	220	14	20	1,320	184	77	280	189	364	771	268	129	194	49
110	13	15	54	--------	3	316	55	27	74	47	89	246	72	39	52	50
30.1	27.7	20.5	24.5	--------	15.0	23.9	29.9	35.1	26.4	24.9	24.5	31.9	26.9	30.2	26.8	51
187	42	70	155	13	17	342	112	56	94	31	56	151	236	103	77	52
60	12	14	36	--------	2	94	30	16	30	9	15	63	59	29	19	53
32.1	28.6	20.0	23.2	--------	11.8	27.5	26.8	28.6	31.9	29.0	26.8	41.7	25.0	28.2	24.7	54
187	42	70	150	13	16	340	112	51	94	31	55	150	236	103	75	55
60	12	14	36	--------	2	93	30	16	30	9	15	63	59	29	18	56
7,867	1,569	248	3,684	--------	85	10,507	2,814	2,360	4,099	1,022	1,456	8,524	3,259	3,477	1,568	57
18,004	6,432	14,222	8,523	--------	1,500	27,379	7,482	5,878	7,443	2,567	4,901	14,803	56,420	7,912	3,644	58
300	536	1,016	237	--------	750	294	249	367	248	285	327	235	956	273	202	59
2.29	4.10	57.35	2.31	--------	17.65	2.61	2.66	2.49	1.82	2.51	3.37	1.74	17.31	2.28	2.32	60
100	28	54	88	12	13	198	70	33	49	19	26	58	149	67	44	61
14,028	6,093	1,095	10,931	183	906	21,746	7,191	3,957	6,594	1,603	2,489	5,968	11,835	6,202	4,408	62
30,027	19,198	71,339	25,446	11,280	7,145	53,717	18,123	7,974	11,970	3,600	8,607	10,297	178,970	13,903	6,511	63
300	686	1,321	289	940	550	271	259	242	244	189	331	178	1,201	208	148	64
2.14	3.15	65.15	2.33	61.64	7.89	2.47	2.52	2.02	1.82	2.25	3.46	1.73	15.12	2.24	1.48	65
27	2	2	26	1	1	49	12	2	15	3	14	29	28	7	13	66
178	5	3	65	1	3	978	72	21	186	158	308	620	32	26	117	67
50	1	1	18	--------	1	222	25	11	44	38	74	183	13	10	33	68
28.1	20.0	33.3	27.7	--------	33.3	22.7	34.7	52.4	23.7	24.1	24.0	29.5	40.6	38.5	28.2	69
469	64	73	272	39	73	683	363	148	231	166	230	646	307	291	428	70
188	24	22	107	6	24	247	130	63	97	78	85	252	104	111	162	71
332	17	6	140	8	28	535	237	93	155	109	141	478	176	208	273	72
134	8	5	73	2	11	221	97	49	76	56	68	202	58	79	117	73

COUNTY TABLE XII.—COOPERATIVE MARKETING AND FARM EXPENDITURES, 1929; FARM MACHINERY, FACILITIES, ROADS, AND LAND OWNED AND RENTED BY PART OWNERS, 1930; TENANCY, 1930, 1925, AND 1920; TENANTS RELATED TO LANDLORD AND CASH RENT PAID, 1930; AND MOVEMENT OF FARM POPULATION, APRIL 1, 1929, TO MARCH 31, 1930—Continued

	ITEM (See definitions in Introduction)	Tompkins	Ulster	Warren	Washington	Wayne	Westchester	Wyoming	Yates
	COOPERATIVE MARKETING, 1929								
	Cooperative marketing:								
1	Value of farm products sold ... dollars	426,278	1,045,466	18,819	787,975	442,564	80,207	1,475,004	184,277
2	farms reporting	305	588	20	356	317	19	1,023	207
3	Value of farm supplies purchased ... dollars	269,890	676,765	24,259	340,176	191,185	16,919	128,301	78,357
4	farms reporting	495	894	26	615	598	21	429	274
5	Value of all farm products [1] on farms reporting cooperative sales ... dollars	997,679	2,304,849	43,120	1,126,086	1,262,648	98,743	3,551,075	624,105
	FARM EXPENDITURES, 1929								
	Expenditures for—								
6	Feed (hay, grain, mill feed, etc., "not raised on this farm") ... dollars	773,993	2,315,714	262,431	1,236,576	1,029,113	589,744	1,133,038	261,848
7	farms reporting	1,772	3,196	798	2,564	3,526	310	2,338	1,170
8	Fertilizer (including commercial fertilizer, manure, marl, lime, and ground limestone) ... dollars	92,146	184,712	10,742	84,713	567,409	49,178	221,587	110,590
9	farms reporting	1,229	1,478	338	1,358	3,449	186	2,164	1,198
10	Commercial fertilizer (quantity purchased) ... tons	2,580	3,675	203	2,457	14,754	554	6,448	3,472
11	farms reporting	1,050	1,270	273	1,241	3,360	95	1,894	1,086
12	Farm labor, exclusive of housework (cash) ... dollars	412,757	1,482,437	124,770	675,494	1,516,580	1,085,307	536,980	437,273
13	farms reporting	1,085	1,946	459	1,930	2,728	294	1,575	1,199
14	Days of labor employed ... number	155,088	525,383	44,392	314,014	509,858	309,005	244,370	190,522
15	Farm implements and machinery (including automobiles, trucks, tractors, etc.) ... dollars	370,246	535,146	81,773	501,968	832,439	160,215	490,148	298,254
16	farms reporting	889	1,224	244	1,238	1,975	184	1,276	741
17	Electric light and power (paid to a power company) ... dollars	21,923	123,673	10,659	30,848	58,412	43,174	42,065	12,159
18	farms reporting	302	1,687	141	475	1,219	218	737	213
	FARM MACHINERY, FACILITIES, AND ROADS, 1930								
	Farm machinery:								
19	Automobiles ... number	1,961	3,042	637	2,557	4,272	491	2,600	1,612
20	farms reporting	1,622	2,372	530	2,114	3,561	280	2,130	1,321
21	Motor trucks ... number	559	1,561	204	900	2,090	287	803	601
22	farms reporting	522	1,361	187	853	1,952	186	755	570
23	Tractors ... number	547	540	23	511	1,577	129	803	630
24	farms reporting	506	492	22	496	1,439	115	766	613
25	Electric motors for farm work ... number	180	697	69	371	531	186	390	164
26	farms reporting	116	423	46	262	368	104	289	94
27	Stationary gas engines ... number	784	1,048	168	1,283	2,303	118	1,181	671
28	farms reporting	642	839	155	998	1,601	99	897	530
	Farm facilities:								
29	Telephones ... farms reporting	1,052	1,660	329	1,478	1,964	314	1,608	1,095
30	Water piped into farmer's dwelling house ... farms reporting	729	1,799	358	952	733	286	1,005	338
31	Water piped into bathroom ... farms reporting	338	1,146	158	407	495	239	509	160
32	Farmer's dwelling house lighted by electricity ... farms reporting	500	1,987	199	747	1,542	285	845	341
	Kind of road:								
33	All farms ... number	2,358	3,690	889	2,889	4,498	428	2,839	1,739
	Farms located on—								
34	Concrete road ... number	221	252	25	122	486	84	322	171
35	Brick road ... number	2	1	----------	7	----------	2	8	2
36	Asphalt road ... number	7	45	6	24	57	20	17	13
37	Macadam road ... number	735	1,033	142	396	704	128	739	286
38	Gravel road ... number	31	348	26	386	1,083	21	174	129
39	Sand-clay road ... number	1	6	1	16	2	----------	----------	2
40	Improved dirt road ... number	135	440	255	248	383	23	110	139
41	Unimproved dirt road ... number	1,104	1,396	402	1,543	1,494	88	1,325	953
42	All other (including not reported) ... number	122	169	32	147	289	62	144	44
	LAND OWNED AND RENTED BY PART OWNERS, 1930								
43	All land in farms operated by part owners ... acres	39,256	14,846	3,676	29,838	27,251	4,562	41,216	30,329
44	Owned and operated by part owners ... acres	24,768	8,028	2,023	18,702	16,357	1,812	24,457	17,323
45	Rented and operated by part owners ... acres	14,488	6,818	1,653	11,136	10,894	2,750	16,759	13,006
	TENANCY								
46	Proportion of tenancy ... 1930 ... per cent	10.7	5.3	4.9	10.6	12.0	17.5	15.1	20.0
47	1925 ... per cent	14.5	4.9	4.8	10.7	13.3	10.7	14.2	20.6
48	1920 ... per cent	20.0	9.0	8.1	17.9	19.9	13.7	17.5	25.4
	TENANTS RELATED TO LANDLORD AND CASH RENT PAID, 1930								
49	All tenants ... number	252	195	44	306	539	75	429	348
50	Tenants related to landlord ... number	60	59	6	109	180	9	155	92
51	Proportion of all tenants ... per cent	23.8	30.3	13.6	35.6	33.4	12.0	36.1	26.4
52	Cash tenants ... number	74	129	33	147	137	61	164	31
53	Cash tenants related to landlord ... number	13	38	5	56	37	6	61	5
54	Proportion of all cash tenants ... per cent	17.6	29.5	15.2	38.1	27.0	9.8	37.2	16.1
55	Cash tenants reporting amount of rent ... number	74	129	33	147	136	61	164	31
56	Related to landlord ... number	13	38	5	56	37	6	61	5
57	land in farms ... acres	1,398	2,999	406	7,367	3,071	793	7,820	632
58	rent per year, total ... dollars	4,336	14,788	1,775	15,010	12,929	5,250	16,838	2,682
59	average rent per farm ... dollars	334	389	355	268	349	875	276	536
60	average rent per acre ... dollars	3.10	4.93	4.37	2.04	4.21	6.62	2.15	4.24
61	Not related to landlord ... number	45	70	19	74	74	46	71	20
62	land in farms ... acres	4,117	6,984	1,664	10,120	5,009	5,874	7,423	1,730
63	rent per year, total ... dollars	10,488	22,067	2,650	22,699	18,854	28,590	17,245	7,741
64	average rent per farm ... dollars	233	315	139	307	255	622	243	387
65	average rent per acre ... dollars	2.55	3.16	1.59	2.24	3.76	4.87	2.32	4.47
66	Relationship not reported ... number	16	21	9	17	25	9	32	6
67	All other tenants ... number	178	66	11	159	402	14	265	317
68	Other tenants related to landlord ... number	47	21	1	53	143	3	94	87
69	Proportion of all other tenants ... per cent	26.4	31.8	9.1	33.3	35.6	21.4	35.5	27.4
	MOVEMENT OF FARM POPULATION, APRIL 1, 1929, TO MARCH 31, 1930								
	Persons who moved—								
70	To farms from cities, villages, or other incorporated places ... number	458	525	71	228	479	228	352	251
71	farms reporting	171	167	27	97	165	65	153	83
72	From farms to cities, villages, or other incorporated places ... number	224	327	59	127	222	95	261	230
73	farms reporting	108	138	27	69	96	31	133	84

[1] Sold, traded, or consumed by operator's family.

NEW JERSEY

Counties, Principal Cities, Rivers, and Mountains

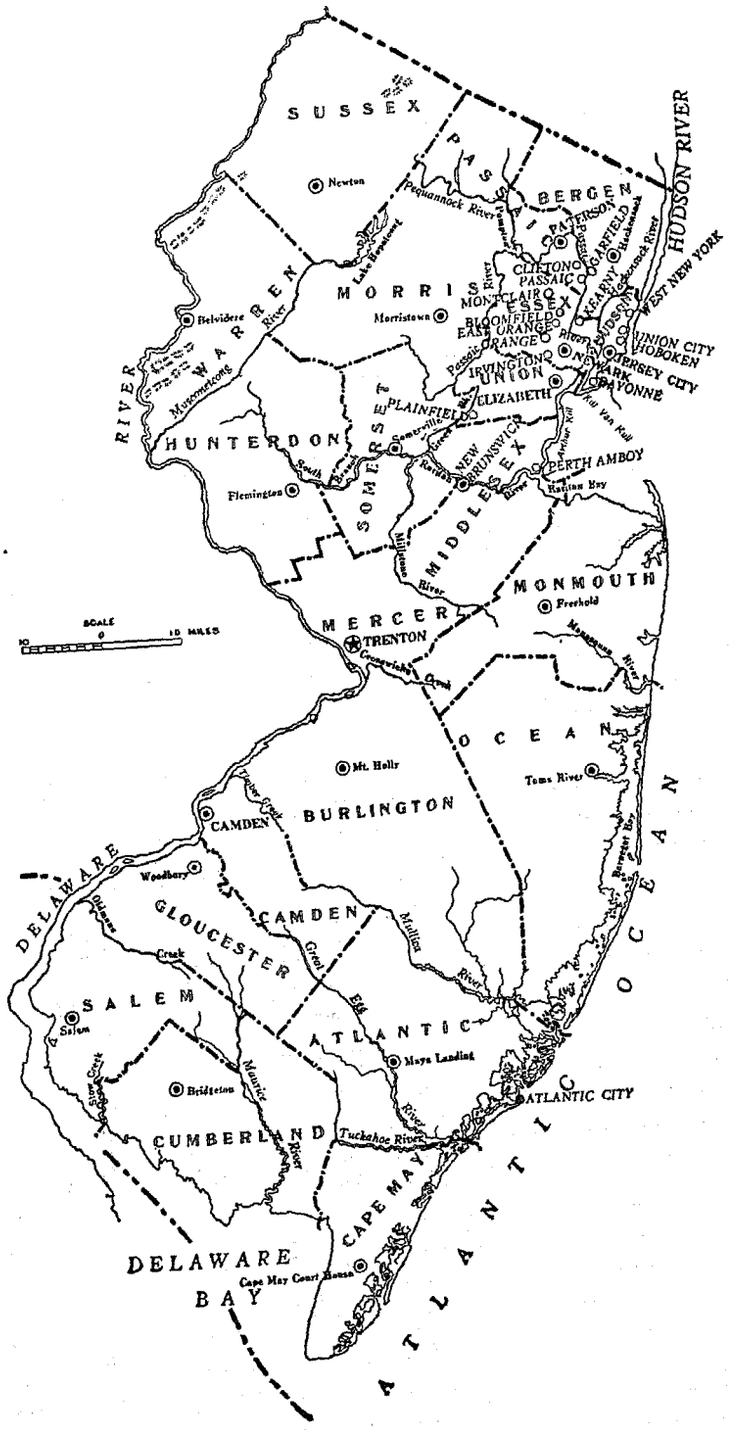

State Table 1.—FARMS AND FARM PROPERTY: 1930, 1925, 1920, 1910, AND 1900

[Figures not exactly comparable because of different dates of enumeration]

ITEM (See definitions in Introduction)	1930 (April 1)	1925 (January 1)	1920 (January 1)	1910 (April 15)	1900 (June 1)
Farms, total ... number	25,378	29,671	29,702	33,487	34,650
Operated by—					
Owners ... number	20,771	24,535	21,889	24,133	23,434
Full owners ... number	19,564	23,875	20,752	22,992	22,438
Part owners ... number	1,207	660	1,137	1,141	996
Managers ... number	659	413	987	1,060	861
Tenants ... number	3,948	4,723	6,826	8,294	10,355
Cash tenants ... number	2,049	1,864	[1] 2,983	[1] 3,499	[1] 5,299
Other tenants ... number	1,899	2,859	3,843	4,795	5,056
Approximate land area of State ... acres	4,808,960	4,808,960	4,808,960	4,808,960	4,808,960
Land in farms, total ... acres	1,758,027	1,924,545	2,282,585	2,573,857	2,840,966
In farms operated by—					
Owners ... acres	1,235,556	1,404,290	1,424,791	1,562,906	1,624,766
Full owners ... acres	1,136,041	1,349,249	1,331,425	(2)	1,546,556
Part owners ... acres	99,515	55,041	93,366	(2)	78,210
Managers ... acres	143,877	68,258	208,391	227,340	250,292
Tenants ... acres	378,594	451,997	649,403	783,611	965,908
Cash tenants ... acres	172,424	138,336	[1] 224,641	(2)	[1] 411,815
Other tenants ... acres	206,170	313,661	424,762	(2)	554,093
Value of specified farm property:					
Land and buildings ... dollars	298,845,113	262,536,810	250,323,986	217,134,519	162,591,010
Land, excluding buildings ... dollars	152,490,528	130,331,427	142,182,498	124,143,167	93,360,930
Buildings ... dollars	146,354,585	132,205,383	108,141,488	92,991,352	69,230,080
Implements and machinery ... dollars	27,076,085	23,452,261	25,459,205	13,109,507	9,330,030
Specified kinds of livestock:					
Horses ... number	39,269	57,137	72,621	88,922	94,024
Mules ... number	3,484	4,966	5,705	4,041	4,888
Cattle ... number	174,699	153,492	179,459	222,999	239,984
Milk cows ... number	105,331	122,384	130,497	136,035	157,407
Swine ... number	128,466	55,854	139,222	147,005	175,387
Chickens [3] ... number	4,096,656	4,113,622	2,534,371	2,320,439	[4] 1,993,594

[1] Includes renters paying a fixed quantity of products ("standing renters" prior to 1925).
[2] Figures not available.
[3] Over 3 months old, 1930, 1910, and 1900.
[4] Includes guinea fowls.

State Table 2.—SPECIFIED CROPS AND VEGETABLES HARVESTED FOR SALE; AND CHICKEN EGGS AND CHICKENS: 1929, 1924, 1919, 1909, AND 1899

ITEM (See definitions in Introduction)	1929	1924	1919	1909	1899
Specified crops:					
Corn harvested for grain ... acres	130,616	158,059	233,595	265,441	295,258
bushels	4,978,926	5,254,918	8,776,107	10,000,731	10,978,800
Corn cut for silage ... acres	29,724	24,684	[1] 17,995	(2)	(2)
tons	251,478	190,293	[1] 157,872	(2)	(2)
Wheat threshed ... acres	53,579	53,311	84,897	83,637	132,571
bushels	1,100,937	1,002,823	1,378,269	1,489,233	1,902,590
Oats threshed for grain ... acres	32,193	41,060	71,065	72,130	75,959
bushels	815,609	1,116,315	1,477,319	1,376,752	1,601,610
Rye threshed ... acres	31,147	46,565	74,174	69,032	68,967
bushels	518,520	771,181	1,043,916	951,271	831,410
Hay ... acres	228,492	281,532	291,739	391,326	419,982
tons	327,062	411,379	394,865	511,338	403,266
Potatoes (Irish or white) ... acres	36,963	62,201	82,533	72,991	52,896
bushels	4,733,520	8,514,815	10,319,306	8,057,424	4,542,816
Sweetpotatoes and yams ... acres	12,147	12,441	15,427	22,504	20,588
bushels	1,498,799	1,662,610	1,772,829	3,186,499	2,418,641
Specified vegetables harvested for sale: [3]					
Asparagus ... acres	3,660	(4)	3,603	5,148	2,089
value of crop ... dollars	1,691,678	(4)	718,574	602,317	(4)
Beans (snap or string) [5] ... acres	11,522	(4)	6,091	3,740	1,445
value of crop ... dollars	1,128,281	(4)	647,345	238,149	(4)
Cabbages ... acres	4,340	5,089	4,079	4,864	5,121
value of crop ... dollars	562,351	(4)	618,495	368,454	(4)
Celery ... acres	1,429	(4)	944	621	373
value of crop ... dollars	656,830	(4)	367,527	201,735	(4)
Corn, sweet ... acres	22,100	20,815	15,572	10,442	11,646
value of crop ... dollars	1,596,164	(4)	1,317,821	557,708	(4)
Cucumbers ... acres	3,283	(4)	1,995	1,631	1,314
value of crop ... dollars	403,547	(4)	233,475	120,307	(4)
Lettuce ... acres	1,685	2,061	1,123	187	212
value of crop ... dollars	701,647	(4)	699,864	66,487	(4)
Peppers (including pimentos) ... acres	5,491	(4)	5,416	1,882	(4)
value of crop ... dollars	626,669	(4)	883,654	149,433	(4)
Spinach ... acres	3,355	(4)	471	305	88
value of crop ... dollars	685,027	(4)	126,240	24,150	(4)
Tomatoes ... acres	41,860	41,313	36,986	26,552	25,332
value of crop ... dollars	5,802,896	(4)	3,803,193	2,131,973	(4)
Chicken eggs and chickens:					
Eggs produced [6] ... dozens	35,956,313	27,417,182	13,280,104	14,590,530	[7] 11,942,550
Eggs sold ... dozens	31,442,084	(4)	8,691,656	[7] 9,578,886	(4)
Chickens raised [6] ... number	7,994,678	5,491,704	3,522,776	4,328,628	(4)
Chickens sold ... number	4,343,236	(4)	1,377,285	[8] 2,540,200	(4)

[1] Silage crops in 1919.
[2] Not separately reported.
[3] The data for 1909 are not comparable with other years; they include figures only for farms reporting 1 acre or more of vegetables raised for sale or for home use.
[4] Not reported.
[5] Including green Lima beans prior to 1929.
[6] Including estimates for incomplete reports.
[7] Poultry eggs.
[8] Poultry of all kinds.

STATE TABLE 3.—TENANCY, VALUE OF FARM PROPERTY, FARM MORTGAGE DEBT, AND SPECIFIED KINDS OF LIVESTOCK: 1930, 1925, 1920, 1910, AND 1900

ITEM (See definitions in Introduction)	1930 (April 1)	1925 (January 1)	1920 (January 1)	1910 (April 15)	1900 (June 1)
Tenancy:					
All farms ... number	25,378	29,671	29,702	33,487	34,650
Proportion of all farms operated by tenants ... per cent	15.6	15.9	23.0	24.8	29.9
Value of farm property ... dollars	355,387,510	311,084,284	311,847,948	254,832,665	189,533,660
Land and buildings ... dollars	298,845,113	262,536,810	250,323,986	217,134,519	162,591,010
Implements and machinery ... dollars	27,076,085	23,452,261	25,459,205	13,109,507	9,330,030
Domestic animals, chickens, and bees [1] ... dollars	29,466,312	25,095,213	36,064,757	24,588,639	17,612,620
Farm mortgage debt:					
All farms operated by owners ... number	20,771	24,535	21,889	24,133	[2] 24,052
Free from mortgage debt ... number	9,316	(3)	10,000	11,983	11,104
Mortgaged ... number	10,663	10,118	10,085	11,793	11,968
Proportion of farms mortgaged ... per cent	51.3	41.2	46.1	48.9	49.8
No mortgage report ... number	792	(3)	1,804	357	980
Farms operated by full owners ... number	19,564	23,875	20,752	22,992	(3)
Mortgaged (amount of debt reported) ... number	9,920	9,824	9,296	10,666	(3)
... acres	595,525	555,515	(3)	(3)	(3)
Value of land and buildings ... dollars	106,900,558	81,964,208	67,175,967	55,507,006	(3)
Amount of mortgage debt ... dollars	39,796,619	31,893,412	25,122,582	19,476,938	(3)
Ratio of debt to value ... per cent	37.23	38.91	37.40	35.09	(3)
Average per mortgaged farm—					
Value of land and buildings ... dollars	10,776	8,343	7,226	5,204	(3)
Amount of mortgage debt ... dollars	4,012	3,246	2,703	1,826	(3)
Specified kinds of livestock:					
Sheep and lambs ... number	11,744	5,684	10,471	30,683	47,730
Goats and kids ... number	1,517	764	642	574	699
Bees (hives) ... number	10,392	(3)	12,451	10,484	14,118

[1] "All livestock," prior to 1930. [2] Farm homes occupied by their owners. [3] Not reported.

STATE TABLE 4.—COOPERATIVE MARKETING; AND SPECIFIED FARM EXPENDITURES, FRUITS, AND LIVESTOCK PRODUCTS: 1929, 1924, 1919, 1909, AND 1899

ITEM (See definitions in Introduction)	1929	1924	1919	1909	1899
Cooperative marketing:					
Value of farm products sold ... dollars	5,271,712	2,309,491	6,603,253	(1)	(1)
Value of farm supplies purchased ... dollars	1,785,290	956,753	2,093,705	(1)	(1)
Specified farm expenditures:					
Feed (hay, grain, mill feed, etc., "not raised on this farm") ... dollars	20,828,359	16,469,007	14,719,159	5,947,181	(1)
Fertilizer (including commercial fertilizer, manure, marl, lime, and ground limestone) ... dollars	6,583,398	8,597,114	10,742,682	4,277,604	2,165,320
Farm labor, exclusive of housework (cash) ... dollars	17,552,491	14,186,113	14,358,519	8,633,475	[2] 6,720,030
Specified fruits:					
Apples ... trees not of bearing age ... number	565,537	827,078	811,256	519,749	(1)
trees of bearing age ... number	1,530,637	1,421,736	1,149,776	1,053,626	1,810,793
bushels harvested	2,148,886	2,667,510	1,666,400	1,406,778	4,640,896
Peaches ... trees not of bearing age ... number	320,021	2,425,728	884,067	[3] 1,363,632	(1)
trees of bearing age ... number	1,463,108		1,936,632	[3] 1,216,476	[3] 2,746,607
bushels harvested	1,989,679	2,357,680	1,653,223	[3] 441,440	[3] 620,928
Pears ... trees not of bearing age ... number	16,910	431,799	77,026	238,401	(1)
trees of bearing age ... number	121,713		480,601	731,616	926,117
bushels harvested	72,348	(1)	401,706	463,290	790,818
Grapes ... vines not of bearing age ... number	162,937	1,880,116	194,562	558,945	(1)
vines of bearing age ... number	1,327,115		1,477,617	1,603,280	1,199,859
pounds harvested	5,529,022	(1)	4,357,396	6,501,221	4,235,000
Blackberries and dewberries ... acres	1,972	(1)	1,950	4,332	5,254
... quarts	2,810,468	(1)	2,045,521	5,456,789	3,918,320
Cranberries ... acres	3,612	(1)	6,823	9,030	8,356
... quarts	3,640,273	(1)	7,650,508	12,072,288	7,687,072
Raspberries ... acres	1,111	(1)	1,621	[4] 1,744	[4] 2,240
... quarts	1,002,597	(1)	2,077,294	[4] 2,143,877	[4] 2,506,730
Strawberries ... acres	3,940	6,488	5,029	8,684	8,746
... quarts	6,545,305	(1)	8,301,893	18,767,473	13,274,120
Specified livestock products:					
Dairy products—					
Milk produced [5] ... gallons	81,772,540	76,245,204	70,490,729	80,606,196	77,714,055
Whole milk sold ... gallons	73,765,350	60,908,267	56,377,196	56,856,550	50,726,011
Butter churned on farms ... pounds	578,548	944,720	1,600,789	3,622,411	5,894,363
Butter sold ... pounds	249,023	(1)	674,267	2,003,029	3,748,489
Cream sold as butterfat ... pounds	23,656	1,214,990	61,579	249,557	(1)
Cream sold *not* as butterfat ... gallons	62,154	37,176	51,114	79,485	35,987
Wool—					
Sheep and lambs shorn [5] ... number	5,935	4,156	8,828	[6] 16,140	[6] 28,353
Wool shorn [5] (unwashed) ... pounds	36,204	24,666	58,219	94,726	146,628
Honey produced ... pounds	239,492	(1)	157,717	152,072	174,250

[1] Not reported.
[2] Includes value of board.
[3] Schedule called for "Peaches and nectarines."
[4] Includes loganberries.
[5] Including estimates for incomplete reports.
[6] Fleeces.

County Table I.—FARMS AND FARM ACREAGE, 1930, 1925, AND 1920, AND CROP

	Item (See definitions in Introduction)		The State	Atlantic	Bergen	Burlington	Camden [1]	Cape May	Cumberland	Essex
	FARMS AND FARM OPERATORS									
1	Farms	1930 number	25,378	1,572	811	1,948	882	383	2,587	247
2		1925 number	29,671	1,674	1,190	2,132	758	682	3,340	686
3		1920 number	29,702	1,726	1,012	2,172	1,035	629	3,094	375
	Farm operators, by color:									
4	White [2]	1930 number	24,994	1,527	810	1,922	872	376	2,485	244
5		1920 number	29,167	1,695	1,005	2,136	1,018	619	2,938	375
6	Colored [2]	1930 number	384	45	1	26	10	7	102	3
7		1920 number	535	31	7	36	17	10	156	----------
	FARM ACREAGE AND LAND AREA									
8	Approximate land area	1930 acres	4,808,960	364,160	151,680	521,600	142,720	169,600	320,000	81,280
9	Proportion in farms	1930 per cent	36.6	12.3	12.4	35.0	23.5	17.6	39.9	9.5
10	All land in farms	1930 acres	1,758,027	44,788	18,858	182,740	33,504	29,897	127,826	7,723
11		1925 acres	1,924,545	50,815	29,693	183,940	33,564	48,356	144,342	17,840
12		1920 acres	2,282,585	71,178	37,108	271,235	50,889	46,493	141,714	16,825
13	Of white operators [2]	1930 acres	1,737,934	43,803	18,853	181,719	33,252	29,378	120,659	7,654
14		1920 acres	2,256,265	70,291	36,922	270,243	50,364	45,559	133,619	16,825
15	Of colored operators [2]	1930 acres	20,093	985	5	1,021	252	519	7,167	69
16		1920 acres	26,320	887	186	992	525	934	8,095	----------
17	Average size of farm	1930 acres	69.3	28.5	23.3	93.8	38.0	78.1	49.4	31.3
18		1925 acres	64.9	30.4	25.0	86.3	44.3	70.9	43.2	26.0
19		1920 acres	76.8	41.2	36.7	124.9	49.2	73.9	45.8	44.9
	Farm land, according to use:									
20	Crop land, total	1929 acres	987,315	21,102	9,687	115,038	22,543	11,803	71,120	3,313
21		1924 acres	1,126,051	27,537	17,768	126,414	26,349	19,788	85,997	7,744
22	Crop land harvested	1929 acres	776,954	14,646	6,717	96,226	17,475	7,018	57,970	2,719
23		1924 acres	907,754	21,486	13,935	108,129	22,146	12,045	68,762	6,418
24	Crop failure	1929 acres	19,851	676	526	1,264	529	574	2,132	116
25		1924 acres	20,994	392	36	3,603	227	574	1,557	68
26	Idle or fallow land	1929 acres	190,510	5,780	2,444	17,548	4,539	4,211	11,018	478
27		1924 acres	197,303	5,659	3,797	14,682	3,976	7,169	15,678	1,258
28	Pasture land, total	1929 acres	339,607	1,628	2,657	31,082	2,807	2,381	10,819	1,432
29		1924 acres	335,057	1,037	2,106	32,274	1,773	1,828	7,880	3,063
30	Plowable pasture	1929 acres	197,856	1,338	1,454	17,276	1,859	1,202	7,151	823
31		1924 acres	185,477	324	1,315	12,684	749	1,201	4,860	1,364
32	Woodland pasture	1929 acres	46,576	73	636	2,260	328	467	1,131	290
33		1924 acres	43,610	457	429	1,975	263	257	1,059	688
34	Other pasture	1929 acres	95,175	217	567	11,546	620	712	2,537	319
35		1924 acres	105,970	256	362	17,615	761	370	1,961	1,011
36	Woodland not pastured	1929 acres	232,316	14,181	3,254	17,130	5,084	6,258	22,121	1,816
37		1924 acres	253,542	12,655	4,450	11,642	2,336	14,815	23,357	3,022
38	All other land in farms	1929 acres	198,789	7,877	3,260	19,490	3,070	9,455	23,766	1,162
39		1924 acres	209,895	9,586	5,369	13,610	3,106	11,925	27,108	4,011
	FARMS AND FARM ACREAGE, BY TENURE									
	Farm operators, by tenure:									
40	Full owners	1930 number	19,564	1,409	640	1,353	679	299	2,133	179
41		1925 number	23,875	1,576	1,036	1,509	676	545	2,907	571
42		1920 number	20,752	1,523	691	1,433	736	482	2,407	259
43	Part owners	1930 number	1,207	70	50	106	74	46	132	23
44		1925 number	660	39	31	50	3	70	58	14
45		1920 number	1,137	59	80	84	34	70	74	16
46	Managers	1930 number	659	15	18	67	10	3	49	10
47		1925 number	413	1	12	74	9	3	17	6
48		1920 number	987	19	50	75	28	8	64	17
49	Tenants	1930 number	3,948	78	103	422	119	35	273	35
50		1925 number	4,723	58	111	499	70	64	358	95
51		1920 number	6,826	125	191	580	237	69	549	83
52	Cash tenants	1930 number	2,049	60	88	287	91	28	68	31
53		1925 number	1,864	44	96	264	34	41	81	78
54		1920 number	2,983	102	173	321	134	51	143	76
55	Other tenants	1930 number	1,899	18	15	135	28	7	205	4
56		1925 number	2,859	14	15	235	36	23	277	17
57		1920 number	3,843	23	18	259	103	18	406	7
	All land in farms, by tenure:									
58	Full owners	1930 acres	1,136,041	35,792	12,467	105,529	20,175	20,452	84,211	4,118
59		1925 acres	1,349,249	46,069	23,471	115,189	27,302	38,643	105,410	14,014
60		1920 acres	1,331,425	58,367	19,727	153,683	29,688	34,751	93,113	10,721
61	Part owners	1930 acres	99,515	2,452	2,393	12,077	4,328	3,381	8,597	777
62		1925 acres	55,041	1,352	1,597	5,019	176	3,201	7,976	499
63		1920 acres	93,366	2,249	4,147	10,051	2,403	3,516	3,570	585
64	Managers	1930 acres	143,877	2,890	1,353	21,223	1,321	752	14,108	1,599
65		1925 acres	68,258	6	966	11,483	996	858	1,399	288
66		1920 acres	208,391	5,288	6,429	48,307	3,140	3,141	7,774	1,769
67	Tenants	1930 acres	378,594	3,654	2,645	43,911	7,680	5,312	20,910	1,229
68		1925 acres	451,997	3,388	3,659	52,249	5,090	5,654	29,557	3,039
69		1920 acres	649,403	5,274	6,805	59,194	15,658	5,085	37,257	3,750
70	Cash tenants	1930 acres	172,424	2,773	2,287	29,573	5,678	3,847	2,494	1,183
71		1925 acres	138,336	2,403	3,358	25,122	1,658	3,943	2,664	2,592
72		1920 acres	224,641	4,294	6,235	30,212	7,017	3,937	3,278	3,521
73	Other tenants	1930 acres	206,170	881	358	14,338	2,002	1,465	18,416	46
74		1925 acres	313,661	985	301	27,127	3,432	1,711	26,893	447
75		1920 acres	424,762	980	570	28,982	8,641	1,148	33,979	229
	Crop land harvested, by tenure:									
76	Full owners	1929 acres	494,389	12,110	3,977	56,261	10,556	4,551	35,327	1,560
77		1924 acres	611,226	19,552	10,792	66,518	18,165	8,760	46,134	4,829
78	Part owners	1929 acres	55,415	1,587	1,170	7,588	2,548	1,308	5,194	456
79		1924 acres	35,985	962	1,034	3,545	146	1,685	6,077	393
80	Managers	1929 acres	49,466	346	375	7,577	674	83	6,433	385
81		1924 acres	30,709	5	439	7,528	752	232	947	85
82	Tenants	1929 acres	177,684	603	1,195	24,800	3,697	986	11,016	309
83		1924 acres	229,834	967	1,670	30,538	3,083	1,368	15,604	1,111
84	Cash tenants	1929 acres	69,954	508	958	15,497	2,790	533	1,165	307
85		1924 acres	57,069	619	1,446	13,322	969	811	893	963
86	Other tenants	1929 acres	107,730	95	237	9,303	907	453	9,851	2
87		1924 acres	172,765	348	224	17,216	2,114	557	14,711	148

[1] Part of Gloucester annexed to Camden in 1926.

[2] Part of Monmouth annexed to Ocean in 1928.

LAND HARVESTED, 1929 AND 1924, BY COLOR AND BY TENURE OF FARM OPERATOR

Gloucester [1]	Hudson	Hunterdon	Mercer	Middlesex	Monmouth [1]	Morris	Ocean [1]	Passaic	Salem	Somerset	Sussex	Union	Warren	
2,347	76	2,465	1,131	1,096	2,228	1,128	630	412	1,426	1,258	1,155	285	1,311	1
2,324	48	2,605	1,129	1,667	2,672	944	665	505	1,909	1,246	1,397	525	1,573	2
2,319	98	2,795	1,330	1,383	2,445	1,333	666	475	1,802	1,454	1,503	390	1,666	3
2,293	74	2,461	1,120	1,092	2,203	1,125	625	412	1,352	1,252	1,155	284	1,310	4
2,241	98	2,786	1,312	1,374	2,413	1,331	663	474	1,687	1,449	1,503	384	1,666	5
54	2	4	11	4	25	3	5	----------	74	6	----------	1	1	6
78	----------	9	18	9	32	2	3	1	115	5	----------	6	----------	7
211,840	27,520	279,680	144,640	199,680	304,000	304,000	410,240	125,440	219,520	195,200	338,560	65,920	231,680	8
57.3	1.7	71.7	64.3	35.7	50.8	32.4	7.4	9.7	58.3	50.8	48.7	9.9	56.8	9
121,369	455	200,644	93,051	71,297	154,439	98,581	30,288	12,157	128,006	99,137	165,039	6,530	131,698	10
122,166	427	201,109	92,936	92,735	172,308	88,825	26,222	17,821	148,563	100,255	184,316	10,750	157,562	11
132,186	827	233,647	107,768	94,996	175,140	123,590	49,172	32,117	155,172	137,036	214,409	14,188	176,895	12
118,810	444	200,526	92,125	71,240	153,924	98,320	30,021	12,157	123,212	98,727	165,039	6,509	131,562	13
128,562	827	232,542	107,130	94,809	173,959	123,568	48,886	32,099	147,901	136,857	214,409	13,998	176,895	14
2,559	11	118	926	57	515	261	267	----------	4,794	410	----------	21	136	15
3,624	----------	1,105	638	187	1,181	22	286	18	7,271	179	----------	190	----------	16
51.7	6.0	81.4	82.3	65.1	69.3	87.4	48.1	29.5	89.8	78.8	142.9	22.9	100.5	17
52.6	8.9	77.2	82.3	55.6	64.5	94.1	39.4	35.3	77.8	80.5	131.9	20.5	100.2	18
57.0	8.4	83.6	81.0	68.7	71.6	92.7	73.8	67.6	86.1	94.2	142.7	36.4	106.2	19
76,795	278	125,127	62,147	46,332	95,166	39,140	12,221	5,089	72,202	63,421	65,169	3,712	65,910	20
81,467	347	124,175	63,756	63,609	107,901	38,827	9,698	8,341	94,735	67,631	65,965	7,714	80,288	21
61,858	177	87,666	47,690	38,618	77,632	27,712	8,154	4,048	64,186	45,183	53,082	3,108	55,069	22
69,556	244	94,592	53,405	53,512	90,177	31,345	5,214	5,979	77,844	45,336	54,198	6,782	66,649	23
2,802	8	2,553	1,306	735	1,616	632	268	119	894	1,426	474	183	1,018	24
716	9	2,439	1,427	663	1,803	477	156	54	3,342	1,082	1,092	55	1,222	25
12,135	93	34,908	13,151	6,979	15,918	10,796	3,799	922	7,122	16,812	11,613	421	9,823	26
11,195	94	27,144	8,924	9,434	15,921	7,005	4,328	2,308	13,549	21,213	10,675	877	12,417	27
11,387	140	42,499	16,821	9,288	19,718	22,220	4,607	3,191	26,452	18,895	67,467	1,302	42,814	28
10,804	15	45,421	14,243	6,165	18,089	16,468	2,922	4,152	21,714	18,133	82,546	796	43,628	29
6,421	12	23,226	9,211	6,595	13,167	11,306	3,000	1,459	19,064	9,954	36,562	1,028	25,748	30
6,691	11	26,637	4,655	2,898	10,734	8,690	1,863	1,586	14,661	11,673	44,044	520	28,317	31
1,390	----------	6,005	1,845	990	2,859	5,289	502	1,124	1,326	1,999	11,994	184	5,884	32
992	4	8,989	2,158	1,336	1,047	5,446	273	2,245	1,549	2,236	7,773	48	4,386	33
3,576	128	13,268	5,765	1,703	3,692	5,625	1,105	608	6,062	6,942	18,911	90	11,182	34
3,121	----------	9,795	7,430	1,931	6,308	2,332	786	321	5,504	4,224	30,729	228	10,925	35
16,550	----------	18,005	8,211	9,931	20,972	25,691	8,144	1,488	12,387	8,161	18,397	784	13,751	36
16,974	3	17,858	8,196	12,504	26,211	14,071	7,927	3,629	13,747	10,694	26,655	577	22,219	37
16,637	37	15,013	5,872	5,746	18,583	11,530	5,316	2,389	16,965	8,660	14,006	732	9,223	38
12,921	62	13,655	6,741	10,457	20,107	19,459	5,675	1,699	18,367	3,797	9,150	1,663	11,427	39
1,850	45	1,988	822	870	1,728	858	557	333	930	987	813	229	862	40
1,960	26	2,158	780	1,324	2,002	796	610	418	1,280	1,125	1,022	467	1,087	41
1,725	52	1,901	875	996	1,621	912	537	339	1,093	1,023	905	251	991	42
124	1	52	74	69	101	50	18	18	52	64	28	18	37	43
25	1	17	68	64	84	12	14	20	31	13	4	20	22	44
68	5	73	46	76	133	69	36	31	41	34	40	33	35	45
47	----------	62	30	25	74	82	9	11	16	56	35	6	34	46
20	2	39	47	29	68	18	----------	6	9	10	24	----------	19	47
32	----------	69	63	39	130	120	14	24	29	100	50	18	38	48
326	30	363	205	132	325	138	46	50	428	151	279	32	378	49
319	19	391	234	250	518	118	41	61	589	98	347	38	445	50
494	41	752	346	272	561	232	79	81	639	297	508	88	602	51
189	27	198	108	66	149	105	34	46	77	96	128	29	144	52
119	19	109	93	138	155	79	29	56	93	65	124	36	111	53
213	40	217	159	124	198	141	67	75	91	139	238	81	200	54
137	3	165	97	66	176	33	12	4	351	55	151	3	234	55
200	----------	282	141	112	363	39	12	5	496	33	223	2	334	56
281	1	535	187	148	363	91	12	6	548	158	270	7	402	57
85,076	176	144,587	56,834	47,501	101,728	59,948	23,538	9,413	73,882	63,424	101,770	3,935	81,485	58
95,012	276	151,774	56,020	63,706	103,819	69,527	21,972	13,385	86,053	88,649	121,263	9,230	98,465	59
88,867	493	137,924	62,282	57,280	100,233	65,676	33,557	13,230	82,268	81,900	112,292	7,336	88,037	60
8,365	12	5,810	8,086	5,476	8,624	5,177	1,106	416	5,905	6,111	4,311	633	5,478	61
1,535	9	2,045	6,717	5,329	8,788	1,486	900	649	2,534	1,370	573	729	2,557	62
3,965	110	8,305	4,460	6,397	10,180	8,104	3,901	2,159	2,536	3,743	6,871	1,184	4,930	63
6,608	----------	12,238	7,888	6,952	11,276	19,648	1,476	1,082	2,557	14,406	8,621	435	7,444	64
2,503	6	6,897	7,145	4,647	10,507	2,952	----------	719	1,401	1,339	6,149	----------	7,997	65
4,778	----------	10,689	8,362	8,281	12,682	23,550	3,254	13,280	3,806	20,157	10,790	1,797	11,117	66
21,320	267	38,009	20,243	11,368	32,811	13,808	4,108	1,246	45,662	15,196	50,337	1,527	37,291	67
23,116	136	40,393	23,054	19,053	49,194	14,860	3,350	3,068	58,575	8,897	56,331	791	48,543	68
34,576	224	76,729	32,664	23,038	52,045	26,260	8,460	3,448	66,562	31,236	84,456	3,871	72,811	69
9,808	244	18,772	8,704	5,307	12,677	10,581	2,557	1,200	6,007	9,110	22,838	1,505	15,279	70
6,956	136	8,694	8,095	7,725	8,369	10,179	2,370	2,495	5,925	4,967	17,286	776	12,623	71
12,679	216	16,181	12,515	8,271	13,856	13,737	6,129	2,913	6,460	13,735	33,530	3,542	22,383	72
11,512	23	19,237	11,539	6,061	20,134	3,227	1,611	46	39,655	6,086	27,499	22	22,012	73
16,160	----------	31,699	14,959	11,328	40,825	4,681	980	573	52,650	3,930	39,045	15	35,920	74
21,897	8	60,548	20,149	14,767	38,189	12,523	2,331	535	60,102	17,501	50,926	329	50,428	75
42,463	57	63,247	29,255	24,891	50,182	18,300	5,890	2,772	35,365	30,915	32,941	2,003	31,757	76
53,622	123	68,897	31,731	35,811	51,499	25,401	3,853	4,749	43,170	39,271	34,384	5,807	38,158	77
5,531	12	3,162	5,097	3,421	5,185	1,948	368	187	3,157	3,104	1,471	420	2,411	78
1,087	6	1,144	4,642	3,302	5,946	853	374	232	1,776	816	243	480	1,242	79
2,986	----------	4,622	2,805	3,395	4,595	3,752	311	554	1,521	4,333	2,433	56	2,230	80
1,370	4	3,229	3,885	2,221	4,135	1,029	----------	138	585	869	1,537	----------	1,719	81
10,878	108	16,635	10,533	6,911	17,670	3,712	1,585	535	24,143	6,831	16,237	629	18,671	82
13,477	111	21,322	13,147	12,178	28,597	4,062	987	860	32,313	4,380	18,034	495	25,530	83
4,680	102	6,685	3,840	3,153	5,552	2,742	874	507	2,806	3,439	6,495	609	6,712	84
3,851	111	3,561	3,509	4,202	4,086	2,324	525	777	2,853	2,274	4,764	484	4,725	85
6,198	6	9,950	6,693	3,758	12,118	970	711	28	21,337	3,392	9,742	20	11,959	86
9,626	----------	17,761	9,638	7,976	24,511	1,738	462	83	29,460	2,106	13,270	11	20,805	87

[1] "White" includes Mexicans and "Colored" includes Negroes, Indians, Chinese, Japanese, and all other nonwhite races.

COUNTY TABLE II.—FARMS AND FARM ACREAGE, 1930, 1925, AND 1920,

	ITEM (See definitions in Introduction)		THE STATE	Atlantic	Bergen	Burlington	Camden	Cape May	Cumberland	Essex
	FARMS AND FARM ACREAGE, BY SIZE									
	Farms, by size:									
1	Under 3 acres	1930 number	860	71	93	27	19	15	164	45
2		1925 number	414	25	83	11	1	5	97	86
3		1920 number	378	18	54	6	6	6	89	28
4	3 to 9 acres	1930 number	3,340	362	278	152	154	36	535	56
5		1925 number	4,490	344	388	164	82	129	894	168
6		1920 number	3,081	315	216	187	121	66	665	61
7	10 to 19 acres	1930 number	3,387	447	164	176	231	76	462	43
8		1925 number	4,371	502	238	205	200	117	668	167
9		1920 number	3,763	462	200	187	225	118	579	61
10	20 to 49 acres	1930 number	5,425	464	178	358	270	105	645	57
11		1925 number	6,649	551	327	399	252	186	837	164
12		1920 number	6,763	608	339	404	327	201	842	113
13	50 to 99 acres	1930 number	5,732	152	68	475	148	75	468	36
14		1925 number	6,622	164	107	540	146	128	506	74
15		1920 number	7,367	205	141	544	227	128	558	72
16	100 to 174 acres	1930 number	4,946	49	19	543	41	43	218	5
17		1925 number	5,414	63	33	603	54	64	235	19
18		1920 number	6,251	79	45	620	89	56	247	29
19	175 to 259 acres	1930 number	1,156	15	7	148	12	13	51	2
20		1925 number	1,216	18	10	152	17	25	65	5
21		1920 number	1,461	20	7	153	30	24	69	7
22	260 to 499 acres	1930 number	425	10	3	55	6	15	33	2
23		1925 number	405	3	4	51	5	21	24	4
24		1920 number	489	11	5	47	7	22	34	1
25	500 to 999 acres	1930 number	72	1	1	10	1	2	2	1
26		1925 number	62	2	----	7	1	4	7	----
27		1920 number	93	2	2	13	3	5	7	2
28	1,000 to 4,999 acres	1930 number	35	1	----	4	----	3	9	----
29		1925 number	26	2	----	----	----	2	7	----
30		1920 number	51	6	3	8	----	3	4	1
31	5,000 acres and over	1930 number	----	----	----	----	----	----	----	----
32		1925 number	2	----	----	----	----	1	----	----
33		1920 number	5	----	----	3	----	----	----	----
	All land in farms, by size of farm:									
34	Under 3 acres	1930 acres	1,334	105	140	44	28	21	288	67
35		1925 acres	684	36	147	17	2	5	173	114
36		1920 acres	590	29	77	9	8	11	152	39
37	3 to 9 acres	1930 acres	18,887	1,989	1,551	915	933	208	2,833	294
38		1925 acres	25,088	1,940	2,072	963	526	733	4,609	932
39		1920 acres	18,167	1,775	1,241	1,548	746	406	3,486	361
40	10 to 19 acres	1930 acres	45,330	5,754	2,172	2,350	3,022	1,078	5,933	603
41		1925 acres	58,135	6,348	3,143	2,750	2,706	1,605	8,518	2,248
42		1920 acres	50,918	6,029	2,679	2,492	3,021	1,687	7,455	857
43	20 to 49 acres	1930 acres	172,643	12,947	5,575	11,411	8,136	3,162	20,194	1,889
44		1925 acres	208,735	15,464	10,024	12,887	7,599	5,767	25,914	5,074
45		1920 acres	215,735	17,984	10,605	13,223	10,047	6,363	26,099	3,388
46	50 to 99 acres	1930 acres	411,864	9,626	4,285	35,211	10,306	5,167	32,545	2,399
47		1925 acres	475,590	10,244	6,976	39,325	10,192	8,732	35,038	4,831
48		1920 acres	526,424	12,858	9,517	39,503	15,910	8,967	38,308	4,760
49	100 to 174 acres	1930 acres	625,168	6,043	2,295	69,777	5,297	5,428	27,065	648
50		1925 acres	680,204	7,459	4,065	76,293	6,712	8,181	29,481	2,236
51		1920 acres	789,749	9,907	5,252	78,923	11,162	7,129	30,297	3,567
52	175 to 259 acres	1930 acres	237,234	3,218	1,421	29,801	2,853	2,739	10,423	438
53		1925 acres	247,668	3,830	1,988	30,673	3,445	5,234	13,307	1,092
54		1920 acres	299,856	4,176	1,528	31,283	6,024	4,935	14,324	1,403
55	260 to 499 acres	1930 acres	138,893	3,306	919	18,251	2,129	5,285	10,888	700
56		1925 acres	133,319	894	1,278	16,666	1,857	7,503	8,297	1,313
57		1920 acres	161,422	3,571	1,689	15,332	2,129	7,728	11,483	360
58	500 to 999 acres	1930 acres	46,103	500	500	6,736	800	1,610	1,418	685
59		1925 acres	39,906	1,650	----	4,366	525	2,400	4,757	----
60		1920 acres	58,708	1,285	1,420	8,529	1,842	3,367	4,517	1,000
61	1,000 to 4,999 acres	1930 acres	60,571	1,300	----	8,244	----	5,199	16,239	----
62		1925 acres	44,176	2,950	----	----	----	2,196	14,248	----
63		1920 acres	81,737	13,564	3,100	13,644	----	5,900	5,593	1,000
64	5,000 acres and over	1930 acres	----	----	----	----	----	----	----	----
65		1925 acres	11,040	----	----	----	----	6,000	----	----
66		1920 acres	79,279	----	----	66,749	----	----	----	----
	Crop land harvested, by size of farm:									
67	Under 3 acres	1929 acres	356	32	39	24	9	6	31	24
68		1924 acres	275	16	100	5	2	5	49	7
69	3 to 9 acres	1929 acres	7,217	697	561	476	407	76	803	142
70		1924 acres	12,101	1,037	1,158	520	358	365	1,868	310
71	10 to 19 acres	1929 acres	19,612	2,479	781	1,254	1,585	358	2,648	314
72		1924 acres	28,404	3,332	1,530	1,492	1,981	805	3,878	910
73	20 to 49 acres	1929 acres	81,453	5,762	2,219	6,552	4,729	1,278	9,921	917
74		1924 acres	105,683	8,362	5,042	7,131	4,832	2,359	13,030	1,969
75	50 to 99 acres	1929 acres	202,994	3,184	1,630	21,220	5,560	1,663	16,808	891
76		1924 acres	247,081	4,591	3,257	24,003	6,873	2,882	19,474	1,657
77	100 to 174 acres	1929 acres	293,151	1,488	737	38,396	2,410	1,278	12,681	166
78		1924 acres	335,488	2,265	1,622	46,066	3,996	2,017	14,534	733
79	175 to 259 acres	1929 acres	96,623	577	402	15,458	1,503	577	3,964	200
80		1924 acres	104,718	1,470	740	17,781	2,391	1,141	4,671	222
81	260 to 499 acres	1929 acres	48,538	240	324	9,193	1,007	983	4,094	65
82		1924 acres	49,992	46	486	9,362	1,288	1,730	2,077	610
83	500 to 999 acres	1929 acres	14,688	60	24	2,507	265	650	123	----
84		1924 acres	11,163	280	----	1,769	425	220	1,127	----
85	1,000 to 4,999 acres	1929 acres	12,322	127	----	1,146	----	149	6,897	----
86		1924 acres	12,738	87	----	----	----	480	8,054	----
87	5,000 acres and over	1929 acres	----	----	----	----	----	----	----	----
88		1924 acres	111	----	----	----	----	41	----	----

AND CROP LAND HARVESTED, 1929 AND 1924, BY SIZE OF FARM

Gloucester	Hudson	Hunterdon	Mercer	Middlesex	Monmouth	Morris	Ocean	Passaic	Salem	Somerset	Sussex	Union	Warren	
66	34	30	22	32	28	47	15	23	10	25	12	54	28	1
10	8	20	2	4	5	1	1	35	6	----	1	7	7	2
19	42	16	9	22	4	14	11	13	2	2	6	9	2	3
306	32	178	81	107	252	125	134	113	52	141	45	86	115	4
260	27	220	76	227	371	108	173	152	123	164	78	224	118	5
203	35	178	77	118	190	91	74	86	60	83	70	89	96	6
349	7	186	102	131	275	115	162	116	49	125	39	58	74	7
338	9	218	95	264	412	93	180	103	143	119	61	121	118	8
327	11	206	117	156	282	128	123	113	130	116	52	72	98	9
667	2	425	200	300	564	241	154	89	241	221	78	58	108	10
705	3	447	201	474	642	191	176	110	377	200	115	130	162	11
672	7	410	221	367	667	265	188	131	335	254	102	129	181	12
612	1	804	342	301	502	249	89	47	518	368	158	16	303	13
672	----	848	378	430	593	218	78	62	640	382	234	30	392	14
713	2	977	459	407	599	354	134	62	612	464	222	68	419	15
297	----	710	311	178	448	227	43	16	458	299	489	7	545	16
290	1	726	304	220	488	207	35	32	531	298	572	9	630	17
325	1	856	372	240	544	310	76	46	543	427	608	15	723	18
29	----	98	51	30	126	79	14	4	78	57	232	4	106	19
36	----	100	46	27	127	95	11	7	73	47	238	2	115	20
40	----	120	52	53	124	120	33	13	95	73	310	6	112	21
16	----	29	18	10	28	29	13	3	15	18	92	2	28	22
12	----	25	25	15	29	21	10	1	13	28	88	2	24	23
16	----	27	22	11	31	37	13	7	22	26	121	1	28	24
4	----	3	2	5	4	13	6	1	4	----	9	----	3	25
1	----	1	2	5	3	8	----	2	3	5	7	----	4	26
3	----	5	1	8	4	10	9	1	2	3	10	1	2	27
1	----	2	2	2	1	3	----	----	1	4	1	----	1	28
----	----	----	----	1	2	1	1	1	----	3	3	----	3	29
1	----	----	----	1	----	4	5	2	1	6	2	----	4	30
----	----	----	----	----	----	----	----	----	----	----	----	----	----	31
----	----	----	----	----	----	1	----	----	----	----	----	----	----	32
----	----	----	----	----	----	----	----	1	----	----	----	----	1	33
104	50	41	29	54	44	73	24	38	14	38	16	74	42	34
19	16	39	4	7	10	2	2	55	9	----	2	12	13	35
28	59	23	14	42	7	21	18	20	4	2	9	15	3	36
1,633	193	1,044	459	689	1,451	749	756	665	324	805	253	448	695	37
1,454	144	1,273	466	1,361	2,081	609	927	842	740	933	451	1,301	731	38
1,142	203	1,082	460	711	1,141	568	414	518	354	515	401	499	596	39
4,658	77	2,560	1,445	1,866	3,790	1,606	2,147	1,534	729	1,641	558	785	1,022	40
4,605	102	3,047	1,323	3,542	5,650	1,269	2,359	1,358	1,973	1,556	796	1,628	1,609	41
4,366	137	2,854	1,637	2,199	3,904	1,785	1,677	1,594	1,844	1,638	693	988	1,382	42
21,399	40	13,920	6,556	10,164	18,268	7,839	4,632	2,788	8,398	7,384	2,582	1,770	3,589	43
22,173	60	14,623	6,555	15,279	20,276	6,289	5,493	3,390	12,577	6,597	3,721	3,711	5,262	44
21,257	178	13,939	7,402	12,104	21,323	8,623	5,674	4,218	11,158	8,794	3,330	3,985	6,041	45
42,491	95	59,692	24,830	21,894	35,071	18,075	6,173	2,900	37,658	26,848	12,051	1,142	23,405	46
46,914	----	63,043	27,861	30,595	42,512	15,454	5,200	4,400	46,401	28,233	17,736	2,023	29,880	47
49,505	145	72,374	33,353	28,977	42,201	25,599	8,720	4,248	44,581	34,020	16,764	4,358	31,756	48
36,047	----	89,514	38,486	21,764	56,722	28,464	5,581	1,950	57,538	38,057	64,865	758	68,869	49
34,857	105	89,897	37,668	27,444	61,690	25,888	4,504	3,871	66,618	37,127	75,399	1,111	79,598	50
39,298	105	107,191	46,301	29,695	69,053	38,812	9,695	5,836	67,788	54,498	80,541	1,910	92,789	51
6,032	----	20,162	10,583	6,147	25,845	16,212	2,853	809	15,704	11,678	48,013	873	21,430	52
7,289	----	20,192	9,349	5,478	25,819	19,587	2,288	1,405	14,816	9,574	48,690	400	23,212	53
8,341	----	24,438	10,827	10,789	25,229	24,417	7,023	2,666	19,311	15,088	63,952	1,333	22,679	54
5,502	----	9,437	6,025	3,103	8,456	9,337	4,309	973	4,520	5,737	30,219	680	9,117	55
4,255	----	8,395	8,640	4,969	9,348	6,638	3,449	300	3,879	9,229	28,382	564	7,463	56
5,349	----	8,976	7,254	3,699	9,832	12,349	4,230	2,529	7,267	8,305	40,090	400	8,850	57
2,493	----	1,874	1,138	3,191	2,792	8,929	3,813	500	2,121	----	5,474	----	1,529	58
600	----	600	1,070	3,010	1,814	5,849	----	1,100	1,550	3,684	4,479	----	2,452	59
1,800	----	2,770	520	4,480	2,450	6,701	5,301	990	1,565	2,066	5,851	700	1,554	60
1,010	----	2,400	3,500	2,425	2,000	7,297	----	----	1,000	6,949	1,008	----	2,000	61
----	----	----	----	1,050	3,108	2,200	2,000	1,100	----	3,322	4,660	----	7,342	62
1,100	----	----	----	2,300	----	4,715	6,420	2,018	1,300	12,110	2,778	----	6,195	63
----	----	----	----	----	----	----	----	----	----	----	----	----	----	64
----	----	----	----	----	----	5,040	----	----	----	----	----	----	----	65
----	----	----	----	----	----	----	----	7,480	----	----	----	----	5,050	66
23	5	8	16	14	11	20	9	11	4	13	3	40	14	67
8	9	6	1	4	6	----	----	42	3	----	----	8	4	68
613	106	318	194	314	625	282	157	264	173	269	81	213	446	69
738	119	393	194	849	943	354	217	419	361	341	212	917	428	70
2,025	31	796	589	871	1,746	640	489	680	462	644	223	416	581	71
2,470	77	1,001	617	2,164	2,424	682	469	660	947	548	322	1,206	889	72
11,142	30	5,470	3,009	5,460	8,769	3,005	1,149	1,108	4,595	3,012	938	820	1,568	73
13,407	38	6,344	3,324	9,519	10,094	3,110	1,065	1,578	6,328	2,364	1,184	2,578	2,025	74
23,437	5	27,306	13,056	11,878	18,517	5,946	1,489	857	20,272	13,173	4,598	562	10,942	75
27,763	----	30,209	16,236	18,204	22,538	6,595	1,080	1,312	25,627	13,637	5,619	1,110	14,414	76
18,281	----	40,275	20,677	12,856	30,503	9,312	1,576	476	28,821	19,197	22,840	84	31,007	77
19,343	1	44,070	22,370	15,977	34,376	10,280	1,089	1,027	35,369	18,771	24,016	409	37,157	78
3,149	----	8,239	5,845	3,083	12,252	4,819	1,041	72	7,055	5,289	14,769	578	7,751	79
3,608	----	8,733	5,009	2,865	13,236	6,341	833	241	7,168	4,505	14,820	280	8,663	80
2,290	----	3,964	3,125	1,415	3,762	1,955	1,210	200	1,421	2,252	8,155	395	2,488	81
1,894	----	3,684	4,891	2,470	3,813	2,473	461	25	1,652	3,518	7,003	274	2,235	82
758	----	846	629	1,901	1,233	1,611	1,034	380	1,208	----	1,257	----	202	83
325	----	152	763	1,250	754	1,390	----	375	389	817	800	----	327	84
140	----	444	550	826	124	122	----	----	175	1,334	218	----	70	85
----	----	----	----	210	1,993	50	----	300	----	835	222	----	507	86
----	----	----	----	----	----	----	----	----	----	----	----	----	----	87
----	----	----	----	----	----	70	----	----	----	----	----	----	----	88

County Table III.—VALUE OF FARM LAND AND BUILDINGS, AND IMPLEMENTS AND MACHINERY, 1930, 1925, AND 1920, BY COLOR AND BY TENURE OF FARM OPERATOR

	ITEM (See definitions in Introduction)		The State	Atlantic	Bergen	Burlington	Camden
1	**Value of land and buildings, total**	1930 dollars	298,845,113	12,213,194	21,659,535	21,872,949	8,394,224
2		1925 dollars	262,536,810	8,763,550	19,191,615	24,347,402	8,503,261
3		1920 dollars	250,323,986	8,065,332	14,770,226	20,793,532	7,565,780
4	Land (excluding buildings)	1930 dollars	152,490,528	5,523,784	14,211,309	11,085,388	4,361,002
5		1925 dollars	130,331,427	4,233,375	9,914,870	13,423,218	5,698,269
6		1920 dollars	142,182,498	4,338,747	9,391,086	12,386,673	4,682,100
7	Buildings (including dwellings)	1930 dollars	146,354,585	6,689,410	7,448,226	10,787,561	4,033,222
8		1925 dollars	132,205,383	4,530,175	9,276,745	10,924,184	2,804,992
9		1920 dollars	108,141,488	3,726,585	5,379,140	8,406,859	2,883,680
10	Farmers' dwellings	1930 dollars	81,666,478	4,257,200	4,452,850	5,834,412	2,572,960
11	Farms reporting	1930 number	23,958	1,502	758	1,832	864
	Average values:						
12	Land and buildings, per farm	1930 dollars	11,776	7,769	26,707	11,228	9,517
13		1925 dollars	8,848	5,235	16,127	11,420	11,218
14		1920 dollars	8,428	4,673	14,595	9,573	7,310
15	Land and buildings, per acre	1930 dollars	169.99	272.69	1,148.56	119.69	250.54
16		1925 dollars	136.42	172.46	646.33	132.37	253.34
17		1920 dollars	109.67	113.31	398.03	76.66	148.67
18	**Value of implements and machinery**	1930 dollars	27,076,085	956,142	972,915	2,953,012	688,080
19		1925 dollars	23,452,261	742,055	978,392	2,628,844	414,512
20		1920 dollars	25,459,205	701,421	895,012	2,864,964	696,658
	Value, by color of farm operator:						
21	Land and buildings — White [1]	1930 dollars	296,566,713	11,882,894	21,641,535	21,719,049	8,292,424
22		1920 dollars	248,174,396	7,994,457	14,654,826	20,623,572	7,500,880
23	Colored [1]	1930 dollars	2,278,400	330,300	18,000	153,900	101,800
24		1920 dollars	2,149,590	70,875	115,400	169,960	64,900
	Values, by tenure of farm operator:						
	Land and buildings—						
25	Full owners	1930 dollars	202,183,978	10,443,894	15,101,835	13,126,999	5,178,555
26		1925 dollars	194,733,296	8,196,350	15,955,005	15,649,138	5,997,161
27	Part owners	1930 dollars	19,954,612	722,400	1,772,300	1,784,035	851,800
28		1925 dollars	10,625,378	239,700	939,010	641,091	45,000
29	Managers	1930 dollars	30,058,682	522,250	1,534,800	2,649,040	494,279
30		1925 dollars	11,699,276	6,000	357,800	2,159,073	443,500
31	Tenants	1930 dollars	46,647,841	524,650	3,250,600	4,312,875	1,869,590
32		1925 dollars	45,478,860	321,500	1,939,800	5,898,100	2,017,600
33	Cash tenants	1930 dollars	25,804,466	436,950	2,628,600	2,714,180	1,338,200
34		1925 dollars	17,271,090	195,900	1,781,000	2,454,800	752,800
35	Other tenants	1930 dollars	20,843,375	87,700	622,000	1,598,695	531,390
36		1925 dollars	28,207,770	125,600	158,800	3,443,300	1,264,800
	Implements and machinery—						
37	Full owners	1930 dollars	18,209,563	823,894	736,447	1,718,885	410,482
38	Part owners	1930 dollars	2,078,057	64,500	100,768	239,140	70,209
39	Managers	1930 dollars	2,173,576	36,886	20,800	404,114	62,308
40	Tenants	1930 dollars	4,614,889	30,862	114,900	590,873	145,081
41	Cash tenants	1930 dollars	2,106,818	25,722	89,200	339,033	107,425
42	Other tenants	1930 dollars	2,508,071	5,140	25,700	251,840	37,656

	ITEM (See definitions in Introduction)		Cape May	Cumberland	Essex	Gloucester	Hudson	Hunterdon
1	**Value of land and buildings, total**	1930 dollars	2,649,185	20,148,382	8,662,870	18,648,491	2,274,650	18,693,021
2		1925 dollars	2,913,375	24,893,420	9,480,918	16,387,376	1,172,859	15,150,879
3		1920 dollars	2,369,396	17,523,635	5,550,690	13,759,970	1,357,450	15,427,819
4	Land (excluding buildings)	1930 dollars	1,213,005	8,761,812	6,057,450	9,320,479	1,599,850	7,169,439
5		1925 dollars	1,374,920	12,716,944	4,966,983	8,443,791	789,709	5,712,499
6		1920 dollars	1,200,568	9,224,170	3,743,320	7,317,994	817,040	6,751,519
7	Buildings (including dwellings)	1930 dollars	1,436,180	11,386,570	2,605,420	9,328,012	674,800	11,523,582
8		1925 dollars	1,538,455	12,176,476	4,513,935	7,943,585	383,150	9,438,380
9		1920 dollars	1,168,828	8,299,465	1,807,370	6,441,976	540,410	8,676,300
10	Farmers' dwellings	1930 dollars	912,197	6,349,827	1,536,600	5,931,696	362,850	6,407,909
11	Farms reporting	1930 number	349	2,457	230	2,294	66	2,376
	Average values:							
12	Land and buildings, per farm	1930 dollars	6,917	7,788	35,072	7,946	29,930	7,583
13		1925 dollars	4,272	7,453	13,821	7,051	24,435	5,816
14		1920 dollars	3,767	5,664	14,802	5,934	13,852	5,520
15	Land and buildings, per acre	1930 dollars	88.61	157.62	1,121.70	153.65	4,999.23	93.17
16		1925 dollars	60.25	172.46	531.44	134.14	2,746.74	75.34
17		1920 dollars	50.96	123.65	329.91	104.10	1,641.41	66.03
18	**Value of implements and machinery**	1930 dollars	250,075	2,038,799	424,653	2,238,892	317,875	2,333,068
19		1925 dollars	287,860	1,982,458	488,911	2,216,383	157,150	1,999,934
20		1920 dollars	332,850	1,706,623	404,513	2,186,744	207,930	2,211,904
	Value, by color of farm operator:							
21	Land and buildings — White [1]	1930 dollars	2,601,985	19,705,982	8,602,870	18,363,691	2,268,650	18,682,021
22		1920 dollars	2,331,696	17,071,455	5,550,690	13,450,245	1,357,450	15,365,819
23	Colored [1]	1930 dollars	47,200	442,400	60,000	284,800	6,000	11,000
24		1920 dollars	37,700	452,180	----------	309,725	----------	62,000
	Values, by tenure of farm operator:							
	Land and buildings—							
25	Full owners	1930 dollars	1,843,950	15,179,217	5,084,370	13,413,055	1,158,800	14,183,230
26		1925 dollars	2,292,775	18,938,145	7,614,518	12,997,776	747,359	11,791,751
27	Part owners	1930 dollars	336,320	970,787	1,354,500	1,330,475	35,000	410,170
28		1925 dollars	260,700	3,222,000	329,800	273,400	12,000	148,300
29	Managers	1930 dollars	47,500	2,256,328	1,160,000	1,301,125	----------	1,313,976
30		1925 dollars	36,000	327,000	167,000	368,450	59,000	729,378
31	Tenants	1930 dollars	421,415	1,742,050	1,064,000	2,597,836	1,080,850	2,785,645
32		1925 dollars	323,900	2,406,275	1,369,600	2,747,750	354,500	2,481,450
33	Cash tenants	1930 dollars	249,865	324,200	1,003,000	1,370,936	1,020,750	1,331,045
34		1925 dollars	228,200	331,675	1,141,100	808,500	354,500	527,800
35	Other tenants	1930 dollars	171,550	1,417,850	61,000	1,226,900	60,100	1,454,600
36		1925 dollars	95,700	2,074,600	228,500	1,939,250	----------	1,953,650
	Implements and machinery—							
37	Full owners	1930 dollars	165,500	1,404,932	243,037	1,648,351	193,900	1,788,655
38	Part owners	1930 dollars	45,625	149,825	97,825	177,500	8,000	76,585
39	Managers	1930 dollars	2,700	226,654	36,350	93,913	----------	122,275
40	Tenants	1930 dollars	36,250	257,388	47,441	319,128	115,975	345,553
41	Cash tenants	1930 dollars	19,900	45,428	46,231	143,534	95,925	159,129
42	Other tenants	1930 dollars	16,350	211,960	1,210	175,594	20,050	186,424

[1] "White" includes Mexicans and "Colored" includes Negroes, Indians, Chinese, Japanese, and all other nonwhite races.

COUNTY TABLE III.—VALUE OF FARM LAND AND BUILDINGS, AND IMPLEMENTS AND MACHINERY, 1930, 1925, AND 1920, BY COLOR AND BY TENURE OF FARM OPERATOR—Continued

	ITEM (See definitions in Introduction)		Mercer	Middlesex	Monmouth	Morris	Ocean
1	Value of land and buildings, total	1930 dollars	15,823,755	17,591,246	31,788,692	21,387,096	5,351,285
2		1925 dollars	12,496,970	15,189,835	28,963,478	12,648,500	3,636,900
3		1920 dollars	14,302,745	15,219,065	29,303,105	17,321,300	2,819,325
4	Land (excluding buildings)	1930 dollars	8,698,420	9,781,030	16,347,057	10,608,250	2,396,745
5		1925 dollars	5,950,170	7,892,265	12,200,073	6,504,039	1,112,825
6		1920 dollars	8,801,490	8,981,097	17,709,565	8,835,821	1,350,545
7	Buildings (including dwellings)	1930 dollars	7,125,335	7,810,216	15,441,635	10,778,846	2,954,540
8		1925 dollars	6,546,800	7,297,570	16,763,405	6,144,461	2,524,075
9		1920 dollars	5,501,255	6,237,968	11,593,540	8,485,479	1,468,780
10	Farmers' dwellings	1930 dollars	4,179,335	4,158,611	8,530,940	5,587,786	1,873,875
11	Farms reporting	1930 number	1,018	1,016	2,059	1,059	571
	Average values:						
12	Land and buildings, per farm	1930 dollars	13,991	16,050	14,208	18,960	8,494
13		1925 dollars	11,069	9,112	10,840	13,399	5,469
14		1920 dollars	10,754	11,004	11,985	12,994	4,233
15	Land and buildings, per acre	1930 dollars	170.05	246.73	205.83	216.95	176.68
16		1925 dollars	134.47	163.80	168.09	142.40	138.70
17		1920 dollars	132.72	160.21	167.31	140.15	57.34
18	Value of implements and machinery	1930 dollars	1,334,108	1,460,460	2,449,952	1,383,500	298,818
19		1925 dollars	1,209,642	1,361,254	2,062,657	717,275	320,072
20		1920 dollars	1,346,197	1,295,557	2,824,773	1,136,078	261,105
	Value, by color of farm operator:						
21	Land and buildings — White [1]	1930 dollars	15,686,555	17,567,746	31,666,892	21,350,396	5,334,585
22		1920 dollars	14,192,995	15,176,415	29,128,805	17,316,800	2,811,325
23	Colored [1]	1930 dollars	137,200	23,500	121,800	36,700	16,700
24		1920 dollars	109,750	42,650	174,300	4,500	8,000
	Values, by tenure of farm operator:						
	Land and buildings—						
25	Full owners	1930 dollars	10,147,590	10,639,145	21,182,242	13,412,421	4,770,435
26		1925 dollars	7,455,340	10,608,535	19,542,750	9,941,750	3,846,700
27	Part owners	1930 dollars	1,506,165	1,252,200	2,167,750	1,260,190	123,200
28		1925 dollars	765,015	1,182,450	1,057,338	131,000	70,200
29	Managers	1930 dollars	1,175,200	3,708,481	3,234,500	4,622,715	136,150
30		1925 dollars	1,658,700	848,675	2,217,200	769,000	----------
31	Tenants	1930 dollars	2,994,800	1,991,420	5,204,200	2,091,770	321,500
32		1925 dollars	2,617,915	2,550,175	6,146,190	1,806,750	220,000
33	Cash tenants	1930 dollars	1,406,500	1,048,720	1,981,500	1,730,770	251,100
34		1925 dollars	858,900	1,455,725	1,307,150	1,361,550	143,300
35	Other tenants	1930 dollars	1,588,300	942,700	3,222,700	361,000	70,400
36		1925 dollars	1,759,015	1,094,450	4,839,040	445,200	76,700
	Implements and machinery—						
37	Full owners	1930 dollars	871,284	876,776	1,732,728	890,995	237,768
38	Part owners	1930 dollars	152,586	161,165	212,200	92,133	17,775
39	Managers	1930 dollars	88,345	289,233	119,250	268,701	13,550
40	Tenants	1930 dollars	221,893	133,286	385,774	131,621	29,725
41	Cash tenants	1930 dollars	97,903	51,686	143,980	98,890	19,775
42	Other tenants	1930 dollars	123,990	81,600	241,794	32,731	9,950

	ITEM (See definitions in Introduction)		Passaic	Salem	Somerset	Sussex	Union	Warren
1	Value of land and buildings, total	1930 dollars	8,747,646	10,845,771	20,348,877	11,728,650	10,729,416	9,286,178
2		1925 dollars	7,345,900	11,286,885	14,027,785	9,273,285	6,052,422	10,810,195
3		1920 dollars	7,787,450	12,845,385	18,420,821	9,468,040	5,678,250	9,974,670
4	Land (excluding buildings)	1930 dollars	5,547,808	5,510,918	9,159,836	4,497,535	6,576,425	4,062,986
5		1925 dollars	3,817,715	5,760,270	6,216,385	3,509,670	4,007,372	6,086,065
6		1920 dollars	5,204,296	7,318,147	10,407,210	4,492,345	3,888,150	5,340,615
7	Buildings (including dwellings)	1930 dollars	3,199,838	5,334,853	11,189,041	7,231,115	4,152,991	5,223,192
8		1925 dollars	3,528,185	5,526,615	7,811,400	5,763,615	2,045,050	4,724,130
9		1920 dollars	2,583,154	5,527,238	8,013,611	4,975,695	1,790,100	4,634,055
10	Farmers' dwellings	1930 dollars	1,891,500	2,848,758	6,109,522	3,777,150	1,351,650	2,738,850
11	Farms reporting	1930 number	379	1,372	1,196	1,124	232	1,204
	Average values:							
12	Land and buildings, per farm	1930 dollars	21,232	7,606	16,176	10,155	37,647	7,083
13		1925 dollars	14,546	5,912	11,258	6,638	11,528	6,872
14		1920 dollars	16,395	7,128	12,669	6,299	14,560	5,987
15	Land and buildings, per acre	1930 dollars	719.56	84.73	205.26	71.07	1,643.10	70.51
16		1925 dollars	412.20	75.97	139.92	50.31	563.02	68.61
17		1920 dollars	242.47	82.78	134.42	44.16	400.21	56.39
18	Value of implements and machinery	1930 dollars	512,018	1,665,175	1,521,556	1,355,601	445,077	1,476,309
19		1925 dollars	587,457	1,750,278	840,416	1,106,074	463,305	1,137,332
20		1920 dollars	437,873	1,866,278	1,321,465	1,011,757	378,346	1,371,157
	Value, by color of farm operator:							
21	Land and buildings — White [1]	1930 dollars	8,747,646	10,577,671	20,155,877	11,728,650	10,713,416	9,276,178
22		1920 dollars	7,784,450	12,413,635	18,397,321	9,468,040	5,608,850	9,974,670
23	Colored [1]	1930 dollars	----------	268,100	193,000	----------	16,000	10,000
24		1920 dollars	3,000	431,750	23,500	----------	69,400	----------
	Values, by tenure of farm operator:							
	Land and buildings—							
25	Full owners	1930 dollars	6,182,850	6,531,151	14,183,885	7,594,800	7,341,066	5,484,488
26		1925 dollars	5,931,500	6,821,656	12,669,465	6,217,485	5,205,122	6,813,015
27	Part owners	1930 dollars	771,900	508,120	1,032,700	264,800	1,161,400	332,400
28		1925 dollars	274,200	260,674	176,800	25,500	408,500	162,700
29	Managers	1930 dollars	580,896	224,750	3,189,942	829,000	411,500	666,250
30		1925 dollars	334,500	72,600	184,900	427,900	----------	482,600
31	Tenants	1930 dollars	1,212,000	3,581,750	1,942,350	3,040,050	1,815,450	2,803,040
32		1925 dollars	755,700	4,131,955	996,620	2,602,400	438,300	3,351,880
33	Cash tenants	1930 dollars	1,121,500	447,700	1,238,650	1,309,050	1,736,450	1,114,800
34		1925 dollars	686,800	419,580	581,260	667,950	416,300	796,300
35	Other tenants	1930 dollars	90,500	3,134,050	703,700	1,731,000	79,000	1,688,240
36		1925 dollars	68,900	3,712,375	415,360	1,934,450	22,500	2,555,580
	Implements and machinery—							
37	Full owners	1930 dollars	335,367	959,267	1,103,565	916,114	320,476	831,140
38	Part owners	1930 dollars	48,100	105,350	74,835	36,110	79,426	68,350
39	Managers	1930 dollars	40,779	43,538	164,892	71,575	4,575	63,138
40	Tenants	1930 dollars	87,772	557,020	178,264	331,802	40,600	513,681
41	Cash tenants	1930 dollars	76,072	76,935	97,975	161,375	39,450	171,250
42	Other tenants	1930 dollars	11,700	480,085	80,289	170,427	1,150	342,431

[1] "White" includes Mexicans and "Colored" includes Negroes, Indians, Chinese, Japanese, and all other nonwhite races.

COUNTY TABLE IV.—HORSES, MULES, CATTLE, AND SWINE ON FARMS, 1930, 1925,

[Other classes of livestock and livestock

	ITEM (See definitions in Introduction)	THE STATE	Atlantic	Bergen	Burlington	Camden	Cape May	Cumberland	Essex
	DOMESTIC ANIMALS								
1	**Horses on farms, Apr. 1, 1930, total**.....number..	39,269	834	380	3,847	991	314	2,881	217
2	Colts born between Jan. 1 and Apr. 1, 1930.....number..	169	----------	4	17	6	9	6	----------
3	farms reporting..	78	----------	3	8	2	4	4	----------
4	Colts born in 1929 (yearlings).....number..	214	----------	1	74	12	----------	5	----------
5	farms reporting..	99	----------	1	11	4	----------	4	----------
6	Colts born in 1928 (2-year-olds).....number..	315	1	5	100	13	2	9	2
7	farms reporting..	145	1	3	23	5	1	7	1
8	Horses born before 1928.....number..	38,571	833	370	3,656	960	303	2,861	215
9	farms reporting..	14,957	628	220	1,248	539	178	1,303	114
10	**Horses and colts on farms, Apr. 1, born before Jan. 1, 1930**.....number..	39,100	834	376	3,830	985	305	2,875	217
11	**Horses and colts on farms, Jan. 1, 1925**.....number..	57,137	1,211	1,242	5,118	1,294	762	4,434	745
12	1920.....number..	72,621	1,566	1,580	5,764	1,871	886	4,919	689
13	Colts under 2 years of age, 1925.....number..	796	4	4	40	20	8	30	6
14	1920.....number..	1,745	22	24	65	26	3	60	28
15	Horses 2 years old and over, 1925.....number..	56,341	1,207	1,238	5,078	1,274	754	4,404	739
16	1920.....number..	70,876	1,544	1,556	5,699	1,845	883	4,859	661
17	**Mules on farms, Apr. 1, 1930, total**.....number..	3,484	133	8	968	147	30	406	6
18	Mule colts born between Jan. 1 and Apr. 1, 1930...number..	13	----------	----------	4	----------	----------	----------	----------
19	farms reporting..	8	----------	----------	3	----------	----------	----------	----------
20	Mule colts born in 1929 (yearlings).....number..	8	----------	----------	4	----------	----------	1	----------
21	farms reporting..	7	----------	----------	3	----------	----------	1	----------
22	Mule colts born in 1928 (2-year-olds).....number..	24	----------	----------	8	----------	----------	1	----------
23	farms reporting..	15	----------	----------	5	----------	----------	1	----------
24	Mules born before 1928.....number..	3,439	133	8	952	147	30	404	6
25	farms reporting..	1,578	81	5	368	69	15	176	4
26	**Mules and mule colts on farms, Apr. 1, born before Jan. 1, 1930**.....number..	3,471	133	8	964	147	30	406	6
27	**Mules and mule colts on farms, Jan. 1, 1925**.....number..	4,966	154	12	1,442	231	53	524	19
28	1920.....number..	5,705	116	30	1,558	380	57	486	18
29	Mule colts under 2 years of age, 1925.....number..	137	4	----------	6	11	----------	5	----------
30	1920.....number..	313	10	1	32	11	3	34	----------
31	Mules 2 years old and over, 1925.....number..	4,829	150	12	1,436	220	53	519	19
32	1920.....number..	5,392	106	29	1,526	369	54	452	18
33	**Farms reporting horses and (or) mules, 1930**.....number..	15,604	692	230	1,358	579	192	1,386	117
34	1925.....number..	22,564	987	701	1,851	665	462	2,103	354
35	**Cattle on farms, Apr. 1, 1930, total**.....number..	174,699	561	2,592	18,233	1,122	1,000	6,708	2,655
36	Calves born between Jan. 1 and Apr. 1, 1930.....number..	22,512	59	261	2,976	141	152	760	369
37	farms reporting..	6,557	27	83	661	73	59	276	32
38	Steers and bulls born in 1929 (yearlings).....number..	4,494	3	107	339	28	33	217	37
39	farms reporting..	1,626	3	25	147	11	16	80	7
40	Heifers born in 1929 (yearlings).....number..	19,864	36	220	2,103	158	125	905	156
41	farms reporting..	5,807	22	73	483	51	53	336	24
42	Bulls born before 1929.....number..	4,463	9	50	473	32	40	185	68
43	farms reporting..	2,907	9	34	294	22	17	138	31
44	Steers born in 1928 (2-year-olds).....number..	324	1	7	8	----------	3	14	1
45	farms reporting..	110	1	2	5	----------	2	6	1
46	Steers born before 1928.....number..	237	3	5	6	2	3	11	----------
47	farms reporting..	108	3	2	3	1	2	6	----------
	Heifers born in 1928 (2-year-olds)—								
48	Kept mainly for milk production.....number..	15,482	17	133	1,618	91	88	661	143
49	farms reporting..	4,512	12	40	378	38	40	254	20
50	Kept mainly for beef production.....number..	679	7	3	157	5	1	45	----------
51	farms reporting..	277	1	2	46	3	1	24	----------
	Cows and heifers born before 1928—								
52	Kept mainly for milk production.....number..	105,331	414	1,799	10,250	649	550	3,844	1,881
53	farms reporting..	13,890	254	223	1,080	234	165	936	107
54	Kept mainly for beef production.....number..	1,313	12	7	303	16	5	66	----------
55	farms reporting..	360	9	5	60	9	4	33	----------
56	**Cattle on farms, Apr. 1, born before Jan. 1, 1930**.....number..	152,187	502	2,331	15,257	981	848	5,948	2,286
57	**Cattle on farms, Jan. 1, 1925**.....number..	153,492	971	2,807	16,229	1,428	1,231	6,981	3,565
58	1920.....number..	179,459	1,063	3,172	16,642	2,464	1,080	8,569	3,065
	Cows and heifers 2 years old and over—								
59	Kept mainly for milk production, 1925.....number..	122,384	768	2,520	11,983	1,166	654	5,205	3,250
60	1920.....number..	130,497	693	2,476	11,797	1,549	827	5,846	2,455
61	Kept mainly for beef production, 1925.....number..	2,366	70	17	592	19	335	189	2
62	1920.....number..	2,656	95	76	197	69	9	204	105
63	**Swine on farms, Apr. 1, 1930, total**.....number..	128,466	3,453	4,445	8,953	4,157	878	3,268	683
64	Pigs born between Jan. 1 and Apr. 1, 1930.....number..	34,055	1,143	1,001	3,237	1,297	286	1,077	252
65	farms reporting..	2,000	51	14	197	76	29	170	5
66	Sows and gilts farrowing between Jan. 1 and June 1, 1930.....number..	10,874	279	330	851	445	80	255	72
67	farms reporting..	1,551	36	11	153	28	12	73	5
68	Other swine born before Jan. 1, 1930.....number..	83,537	2,031	3,114	4,865	2,415	512	1,936	359
69	farms reporting..	4,583	206	21	342	139	63	341	13
70	**Swine on farms, Apr. 1, born before Jan. 1, 1930**.....number..	94,411	2,310	3,444	5,716	2,860	592	2,191	431
71	**Swine on farms, Jan. 1, 1925**.....number..	55,854	1,427	616	7,036	2,156	642	2,891	1,133
72	1920.....number..	139,222	2,463	3,225	14,132	5,914	1,234	6,480	1,745
	CHICKENS AND CHICKEN EGGS								
73	Chickens over 3 months old, on farms, Apr. 1, 1930...number..	4,096,656	331,515	134,295	158,056	76,376	71,746	656,831	36,664
74	farms reporting..	20,629	1,170	495	1,638	710	298	1,964	159
75	Chicken eggs produced [1] in 1929.....dozens..	35,956,313	3,063,373	1,301,752	1,239,095	691,741	632,208	6,364,772	331,233
76	1924.....dozens..	27,417,182	1,627,971	765,262	962,015	306,141	536,179	5,629,497	626,924
77	1919.....dozens..	13,280,104	393,641	499,349	637,498	185,406	192,034	1,488,989	251,223
78	Chicken eggs sold in 1929.....dozens..	31,442,084	2,796,691	1,183,999	857,148	562,798	574,709	5,878,907	292,809
79	farms reporting..	15,503	811	362	1,103	383	236	1,607	108
80	1919.....dozens..	8,691,656	278,678	328,718	301,710	90,853	136,403	1,179,209	121,357
81	Daily production of chicken eggs, April, 1930.....number..	1,964,813	160,980	63,690	74,683	36,479	33,728	317,898	17,464
82	farms reporting..	20,413	1,163	485	1,586	701	298	1,898	158
83	Chickens raised [1] in 1929.....number..	7,994,678	596,080	239,897	504,696	153,215	147,949	1,114,919	77,944
84	farms reporting..	20,088	1,155	487	1,584	706	298	1,759	149
85	1924.....number..	5,491,704	430,395	172,212	466,943	73,609	119,804	661,027	96,430
86	1919.....number..	3,522,776	125,982	89,786	294,581	69,826	54,399	467,069	45,313
87	Chickens sold alive or dressed in 1929.....number..	4,343,236	325,129	124,531	342,300	76,719	69,328	640,513	36,741
88	farms reporting..	13,089	681	227	1,258	289	187	1,396	62
89	1919.....number..	1,377,285	46,716	34,319	151,894	24,306	22,425	184,195	13,762
90	Baby chicks bought in 1929.....number..	5,831,376	449,013	184,603	284,678	102,657	110,285	751,131	44,422
91	farms reporting..	8,573	573	228	573	213	113	740	52

[1] Including estimates for incomplete reports.

AND 1920; CHICKENS ON FARMS, 1930; AND CHICKEN EGGS, 1929, 1924, AND 1919

products are shown in Table IX]

Gloucester	Hudson	Hunterdon	Mercer	Middlesex	Monmouth	Morris	Ocean	Passaic	Salem	Somerset	Sussex	Union	Warren	
3,661	11	4,141	2,279	1,979	4,660	1,434	428	319	4,084	1,843	2,238	241	2,487	1
11	3	20	7	6	29	14	----------	1	10	6	3	3	14	2
5	1	9	3	3	6	6	----------	1	7	4	2	2	8	3
6	----------	25	3	4	41	14	----------	----------	8	7	3	----------	11	4
6	----------	19	2	4	13	11	----------	----------	7	7	2	----------	8	5
4	----------	39	2	19	33	22	----------	20	8	6	5	5	20	6
4	----------	28	2	10	15	11	----------	1	7	6	5	1	14	7
3,640	8	4,057	2,267	1,950	4,557	1,384	428	298	4,058	1,824	2,227	233	2,442	8
1,526	4	1,568	758	709	1,509	592	240	165	1,166	720	799	94	877	9
3,650	8	4,121	2,272	1,973	4,631	1,420	428	318	4,074	1,837	2,235	238	2,473	10
4,594	82	5,802	3,034	3,421	6,444	1,830	536	600	5,644	2,531	3,077	863	3,873	11
5,033	157	8,058	4,261	3,535	8,362	3,315	1,026	865	6,298	4,332	4,080	794	5,230	12
6	----------	228	17	22	73	69	21	4	99	35	30	----------	80	13
44	----------	332	139	61	86	116	31	17	136	166	80	32	277	14
4,588	82	5,574	3,017	3,399	6,371	1,761	515	596	5,545	2,496	3,047	863	3,793	15
4,989	157	7,726	4,122	3,474	8,276	3,199	995	848	6,162	4,166	4,000	762	4,953	16
472	----------	158	136	104	296	40	54	6	298	65	45	3	109	17
3	----------	1	2	----------	----------	----------	----------	----------	3	----------	----------	----------	----------	18
1	----------	1	1	----------	----------	----------	----------	----------	2	----------	----------	----------	----------	19
1	----------	----------	----------	1	----------	----------	----------	----------	----------	----------	1	----------	----------	20
1	----------	----------	----------	1	----------	----------	----------	----------	----------	----------	1	----------	----------	21
4	----------	1	----------	----------	3	----------	1	----------	2	4	----------	----------	----------	22
3	----------	1	----------	----------	1	----------	1	----------	1	2	----------	----------	----------	23
464	----------	156	134	103	293	40	53	6	293	61	44	3	109	24
224	----------	74	73	49	143	22	31	4	136	29	21	3	51	25
469	----------	157	134	104	296	40	54	6	295	65	45	3	109	26
575	2	179	230	161	479	43	48	8	466	112	105	15	108	27
624	----------	247	300	218	545	95	55	29	504	218	113	18	94	28
26	----------	13	8	----------	10	1	2	----------	13	10	14	----------	14	29
29	----------	38	15	22	46	----------	4	----------	7	36	10	----------	15	30
549	2	166	222	161	469	42	46	8	453	102	91	15	94	31
595	----------	209	285	196	499	95	51	29	497	182	103	18	79	32
1,590	5	1,606	782	741	1,563	609	259	167	1,188	735	808	98	899	33
1,885	42	2,106	970	1,435	2,117	725	318	326	1,701	865	1,160	483	1,308	34
5,115	25	20,955	8,941	8,940	8,885	9,975	1,613	2,180	15,163	9,951	29,401	2,254	18,430	35
684	2	2,300	1,025	740	1,382	1,219	222	172	2,060	1,537	3,683	165	2,603	36
284	2	885	361	219	496	415	74	48	623	477	698	40	724	37
129	----------	409	156	1,041	177	249	46	30	242	309	470	54	418	38
52	----------	237	95	46	84	93	22	11	131	125	212	11	218	39
535	----------	2,691	1,011	1,384	971	1,096	233	125	1,556	1,215	2,875	106	2,363	40
246	----------	955	311	197	347	335	94	47	509	384	654	28	658	41
155	----------	474	251	221	190	293	38	38	530	306	643	24	434	42
103	----------	343	152	62	140	158	33	24	421	150	430	8	338	43
3	----------	75	15	7	2	37	3	1	28	23	32	43	21	44
2	----------	20	11	4	2	10	3	1	9	8	10	2	11	45
10	----------	33	17	7	11	15	1	3	30	8	47	----------	25	46
6	----------	19	9	6	6	10	1	2	3	5	14	----------	10	47
462	----------	1,923	788	1,158	662	818	149	110	1,196	798	2,532	57	2,078	48
198	----------	698	238	117	247	292	58	37	401	274	555	15	600	49
36	----------	57	26	10	35	41	5	7	23	29	134	1	57	50
16	----------	33	15	6	18	18	4	2	15	10	33	1	29	51
3,061	23	12,902	5,588	4,364	5,348	6,148	898	1,681	9,417	5,682	18,772	1,803	10,257	52
993	16	1,878	764	689	1,262	760	224	164	1,147	860	982	112	1,040	53
40	----------	91	64	8	107	59	18	13	72	44	213	1	174	54
19	----------	30	27	5	34	25	11	5	13	13	24	1	33	55
4,431	23	18,655	7,916	8,200	7,503	8,756	1,391	2,008	13,103	8,414	25,718	2,089	15,827	56
5,875	67	18,002	7,892	5,946	8,426	6,340	1,197	2,166	15,203	7,592	24,271	2,395	14,898	57
6,905	389	22,937	8,156	6,252	9,237	9,189	1,971	2,884	17,286	10,950	29,109	2,467	15,672	58
4,632	59	14,826	6,165	4,670	6,870	5,163	956	1,797	12,241	5,868	19,522	2,179	11,890	59
5,090	336	17,186	5,705	4,631	6,330	6,399	1,445	2,282	13,048	7,524	21,417	1,978	11,483	60
62	6	237	58	73	70	99	53	37	53	89	200	----------	105	61
96	26	201	171	183	223	74	38	44	118	127	247	127	226	62
21,921	43,505	5,613	3,667	2,428	5,832	4,101	1,256	1,992	3,888	2,432	2,035	677	3,252	63
6,492	6,409	1,985	1,437	832	2,377	1,287	293	771	1,308	784	569	218	1,000	64
203	37	214	104	94	246	88	25	7	109	81	68	13	109	65
1,592	3,951	442	351	191	505	314	100	232	296	177	126	42	243	66
133	37	216	139	58	146	88	15	5	121	55	76	8	136	67
13,837	33,145	3,186	1,879	1,405	2,950	2,500	893	989	2,284	1,471	1,340	417	2,009	68
476	37	639	196	210	334	178	76	15	411	205	240	14	427	69
15,429	37,096	3,628	2,230	1,596	3,455	2,814	993	1,221	2,580	1,648	1,466	459	2,252	70
7,580	91	7,566	3,368	2,416	5,494	1,330	537	186	4,654	1,482	1,391	408	3,450	71
10,853	10,320	16,917	9,534	5,377	10,639	5,641	2,288	1,359	8,497	7,000	4,820	1,660	9,124	72
231,355	1,942	508,431	158,088	135,562	317,459	164,993	215,337	85,661	153,553	257,528	179,874	40,149	181,211	73
1,807	33	2,255	984	908	1,722	959	544	285	1,296	1,095	971	176	1,160	74
1,706,387	16,550	4,080,014	1,318,951	1,229,578	3,015,066	1,291,768	1,920,954	839,984	1,107,562	2,271,656	1,638,452	324,469	1,570,748	75
1,265,440	6,061	3,184,012	893,677	1,201,179	1,821,093	679,762	1,545,768	451,921	827,686	1,539,668	1,758,467	510,306	1,278,153	76
533,545	15,142	2,107,641	875,668	495,138	1,123,220	582,614	413,479	235,398	587,505	911,443	829,646	136,070	785,455	77
1,450,939	7,624	3,606,386	1,141,533	1,082,982	2,560,631	1,069,788	1,726,218	750,428	907,516	1,996,713	1,402,366	278,553	1,313,346	78
1,176	22	1,875	797	647	1,250	726	405	208	1,038	896	776	132	945	79
278,099	725	1,675,647	476,448	261,046	640,503	339,677	216,441	159,243	355,853	591,705	615,371	63,963	580,007	80
113,844	952	243,333	77,820	64,499	150,672	79,953	92,268	41,140	71,715	121,723	90,483	19,627	91,862	81
1,794	33	2,243	983	905	1,710	953	539	285	1,287	1,093	964	176	1,159	82
471,188	3,021	868,161	335,935	289,636	708,816	311,258	491,431	158,172	413,090	466,539	267,963	104,597	270,171	83
1,748	33	2,230	980	912	1,726	898	501	288	1,285	1,103	929	176	1,141	84
404,658	1,099	494,796	239,722	226,748	490,100	145,534	352,088	82,053	333,206	243,202	223,428	37,818	196,832	85
230,374	2,182	417,688	161,209	154,498	320,717	120,788	219,675	55,416	242,664	167,507	126,538	32,741	123,823	86
259,421	579	428,260	195,155	146,788	390,707	150,254	266,755	82,345	267,828	233,011	127,466	59,394	120,012	87
1,110	12	1,403	764	551	1,045	518	353	149	1,032	727	546	74	705	88
98,951	15	157,776	85,907	51,427	107,709	40,496	45,311	19,016	123,141	69,366	42,998	8,279	49,276	89
323,611	2,305	735,021	278,806	211,479	493,965	236,307	300,972	96,051	313,992	434,607	212,991	66,740	197,740	90
581	20	1,099	550	347	698	385	196	127	523	561	406	75	513	91

County Table V.—ACREAGE OF GRAIN AND FORAGE CROPS, HAY CROPS, AND POTATO

[Additional crops are shown

	ITEM (See definitions in Introduction)			The State	Atlantic	Bergen	Burlington	Camden	Cape May	Cumberland	Essex
	CROPS										
	Grain and forage crops:										
1	Corn, total	1929	acres	169,306	1,595	482	22,982	2,952	1,695	11,403	408
2	farms reporting			14,579	507	72	1,321	500	211	1,224	29
3	Harvested for grain		acres	130,616	1,512	88	18,312	2,668	1,495	10,423	36
4			bushels	4,978,926	52,532	3,908	651,719	98,618	44,134	372,845	1,355
5	farms reporting			13,348	487	26	1,293	485	200	1,187	10
6	Cut for silage		acres	29,724	14	169	3,792	177	61	540	338
7			tons	251,478	125	1,337	32,668	1,965	498	5,330	3,330
8	farms reporting			2,169	1	11	274	14	7	67	13
9	Cut for fodder		acres	7,497	66	203	759	98	98	344	29
10	Hogged or grazed off		acres	1,469	3	22	119	9	41	96	5
11	Corn, total	1924	acres	190,549	2,663	715	24,037	3,535	3,235	13,045	963
12	Wheat (winter) threshed	1929	acres	53,579	----------	27	3,926	205	----------	2,919	4
13			bushels	1,100,937	----------	385	88,128	5,952	----------	75,123	120
14	farms reporting			4,836	----------	4	314	17	----------	274	1
15	Wheat, total	1924	acres	53,311	7	40	3,015	257	41	2,082	29
16		1919	acres	84,897	8	148	5,329	862	156	5,117	159
17	Oats threshed	1929	acres	32,193	----------	29	290	34	18	136	7
18			bushels	815,609	----------	800	6,444	721	512	4,179	200
19	farms reporting			3,215	----------	4	30	6	3	32	1
20		1924	acres	41,060	1	29	236	58	26	346	4
21		1919 [1]	acres	71,065	----------	209	823	154	23	681	117
22	Oats cut and fed unthreshed	1929	acres	5,155	11	10	313	36	9	218	57
23	farms reporting			917	3	3	56	11	6	58	8
24		1924	acres	6,680	73	492	481	94	158	301	46
25	Rye threshed	1929	acres	31,147	----------	51	8,804	412	----------	143	3
26			bushels	518,520	----------	1,104	142,854	6,637	----------	2,098	60
27	farms reporting			2,131	----------	16	461	29	----------	25	1
28		1924	acres	46,565	26	97	10,044	477	30	213	17
29		1919	acres	74,174	13	400	13,728	946	32	635	99
30	Hay crops, total [1]	1929	acres	228,492	806	1,133	20,403	2,279	2,115	14,257	715
31			tons	327,062	1,069	1,399	28,639	3,321	3,154	22,526	950
32		1924	acres	281,532	2,789	3,088	28,349	5,133	3,789	16,651	3,261
33		1919	acres	291,739	1,847	3,060	26,293	5,118	2,377	19,962	2,294
34	Timothy and (or) timothy and clover mixed	1929	acres	157,219	312	761	16,124	1,588	154	4,530	544
35			tons	212,214	396	1,046	21,484	2,061	196	6,530	736
36	farms reporting			11,248	85	83	1,002	148	30	591	60
37		1924	acres	206,249	642	1,745	24,395	4,289	222	7,368	2,873
38		1919	acres	210,712	363	1,881	22,837	3,981	266	7,807	1,267
39	Clovers—red, alsike, and mammoth	1929	acres	6,716	9	2	733	98	14	117	4
40			tons	10,760	19	4	1,063	189	20	171	15
41	farms reporting			694	3	1	61	8	5	30	1
42		1924	acres	3,892	43	35	513	76	60	338	19
43	Clovers—sweet, crimson, and Japan	1929	acres	1,276	26	----------	19	2	47	98	----------
44			tons	1,831	42	----------	31	4	70	122	----------
45	farms reporting			176	5	----------	3	1	11	20	----------
46		1924	acres	1,564	69	11	26	----------	49	59	----------
47	Clover alone, all kinds	1919	acres	9,497	34	51	681	102	83	639	7
48	Alfalfa	1929	acres	25,586	45	55	2,675	405	317	2,224	20
49			tons	50,917	92	69	5,186	864	540	5,255	34
50	farms reporting			3,027	18	9	266	50	46	412	6
51		1924	acres	22,880	108	189	1,920	545	268	2,071	126
52		1919	acres	15,232	77	111	1,030	305	395	2,151	100
53	Other tame grasses	1929	acres	12,804	32	262	255	64	136	253	58
54			tons	15,820	37	221	234	73	168	398	56
55	farms reporting			1,038	13	34	28	10	19	42	7
56		1924	acres	25,739	54	926	923	145	163	442	92
57		1919	acres	25,845	128	696	705	255	119	791	555
58	Wild grasses cut on farms	1929	acres	12,872	299	5	235	8	1,393	6,820	71
59			tons	17,050	377	13	171	4	2,094	9,746	69
60	farms reporting			659	26	2	18	1	80	196	7
61		1924	acres	16,303	1,594	101	285	36	2,903	6,046	107
62		1919	acres	18,231	1,026	73	332	12	1,285	5,295	164
63	Small grains cut for hay	1929	acres	9,315	47	48	244	39	13	92	13
64			tons	14,875	67	46	271	42	15	138	33
65	farms reporting			714	20	7	38	11	5	19	4
66		1924	acres	3,182	240	71	81	29	51	200	40
67		1919	acres	9,222	192	235	604	401	193	2,121	195
68	Annual legumes saved for hay	1929	acres	2,704	36	----------	118	75	41	123	5
69			tons	3,595	39	----------	199	84	51	166	7
70	farms reporting			407	9	----------	22	15	7	34	1
71		1924	acres	1,723	39	10	206	13	73	127	4
72		1919	acres	3,000	27	13	104	62	36	1,158	6
	Potato crops:										
73	Potatoes (Irish or white)	1929	acres	36,963	599	28	2,591	912	523	2,936	31
74			bushels	4,733,520	41,982	2,146	264,623	80,140	45,391	355,671	1,371
75	farms reporting			9,097	584	32	819	477	239	837	18
76		1924	acres	62,201	1,145	62	5,492	1,335	1,086	5,349	29
77		1919	acres	82,533	1,473	519	8,228	2,913	1,372	5,650	184
78	Sweetpotatoes and yams	1929	acres	12,147	1,617	----------	408	502	124	1,465	----------
79			bushels	1,498,799	178,644	----------	39,338	64,107	12,506	135,703	----------
80	farms reporting			3,454	539	----------	337	316	153	446	----------
81		1924	acres	12,441	1,518	1	547	546	196	1,425	----------
82		1919	acres	15,427	1,767	28	918	1,042	218	2,339	3

[1] Not exactly comparable, see text, p. 5. [2] See text, "Hay," p. 5. [3] Less than 1 acre.

CROPS, 1929, 1924, AND 1919, WITH PRODUCTION AND NUMBER OF FARMS REPORTING, 1929

in Tables VI, VII, and VIII]

Gloucester	Hudson	Hunterdon	Mercer	Middlesex	Monmouth	Morris	Ocean	Passaic	Salem	Somerset	Sussex	Union	Warren	
10,026	----------	22,392	11,024	7,752	15,490	5,185	2,047	496	19,181	9,675	10,619	303	13,599	1
1,347	----------	1,763	813	740	1,382	503	253	43	1,282	754	852	57	926	2
9,202	----------	18,110	8,628	5,704	13,851	2,335	1,845	34	16,908	7,290	2,708	170	9,297	3
322,909	----------	661,542	271,817	212,547	559,247	100,370	79,155	1,175	702,118	205,994	128,719	6,977	501,245	4
1,332	----------	1,655	777	707	1,338	351	249	13	1,269	685	429	39	816	5
535	----------	3,325	1,943	1,629	1,113	2,174	96	351	2,020	1,591	6,468	58	3,330	6
4,170	----------	21,811	15,938	16,706	9,873	15,133	1,010	2,260	20,275	10,306	60,209	470	28,064	7
62	----------	263	89	45	103	144	10	10	217	117	468	7	247	8
196	----------	749	366	384	408	557	75	111	222	683	1,290	68	791	9
93	----------	208	87	35	118	119	31	----------	31	111	153	7	181	10
12,115	----------	24,198	11,833	7,764	18,214	6,546	1,458	796	21,797	9,347	10,842	387	17,059	11
461	----------	13,615	4,246	2,082	3,058	1,016	74	4	7,745	6,250	886	72	6,989	12
10,139	----------	241,787	97,310	47,395	77,753	19,930	1,516	80	192,039	116,745	16,229	1,665	108,591	13
48	----------	1,269	415	246	280	131	11	2	595	539	132	8	550	14
248	----------	14,497	4,706	2,846	2,247	1,096	90	13	4,703	5,641	1,359	384	10,040	15
858	----------	18,200	7,609	4,846	3,423	2,850	61	88	10,401	10,947	2,273	120	11,442	16
4	----------	11,395	1,892	319	83	1,891	----------	4	353	3,944	3,463	6	8,385	17
100	----------	288,463	46,412	7,435	1,907	49,625	----------	120	9,635	95,788	94,279	100	208,889	18
1	----------	1,121	200	42	11	222	----------	2	54	375	391	1	719	19
109	----------	13,687	2,355	797	127	2,455	39	7	643	4,617	4,345	63	11,116	20
351	----------	23,390	3,815	1,495	439	6,214	99	187	738	9,863	7,769	133	14,565	21
72	----------	738	216	168	257	625	26	33	289	421	1,142	14	500	22
23	----------	125	38	33	54	102	7	9	64	68	147	6	96	23
212	----------	359	204	208	497	531	42	190	621	346	1,472	20	333	24
375	----------	1,404	6,214	3,886	5,349	341	1,016	22	244	1,581	445	1	856	25
6,543	----------	19,674	105,229	79,619	90,324	4,909	12,051	308	3,897	26,004	5,867	15	11,327	26
50	----------	192	303	201	334	64	58	6	38	134	81	1	137	27
797	----------	2,751	7,076	5,854	10,523	752	580	25	915	2,733	1,467	220	1,968	28
1,500	1	7,226	8,572	7,172	13,275	2,770	1,770	147	677	5,345	3,835	66	5,965	29
9,761	4	30,878	12,522	9,903	18,860	14,846	2,791	1,204	15,229	18,961	32,161	617	19,047	30
15,542	4	40,333	17,126	14,383	27,187	18,392	3,497	1,705	25,217	23,034	49,608	934	29,042	31
13,259	3	35,715	16,965	13,078	20,911	15,867	1,464	2,218	21,894	20,695	33,229	1,341	21,833	32
15,570	66	35,364	16,920	14,615	18,863	16,486	6,842	3,244	22,328	25,425	31,890	2,596	20,579	33
5,442	----------	24,922	10,060	6,264	11,659	9,496	1,355	806	11,207	15,195	23,042	415	13,343	34
8,212	----------	30,572	13,041	8,495	14,802	11,640	1,617	1,122	17,409	17,807	35,275	659	19,114	35
706	----------	1,672	710	585	1,046	621	158	78	993	823	954	46	857	36
10,417	3	29,867	15,055	11,023	17,580	8,562	966	1,259	16,574	18,232	17,886	343	16,948	37
10,950	33	30,961	15,284	12,147	15,541	11,850	1,712	1,829	16,600	20,981	15,521	2,074	16,827	38
129	----------	1,170	222	244	233	431	11	6	167	977	1,245	4	900	39
194	----------	1,734	306	299	374	634	7	7	279	1,435	2,520	7	1,483	40
28	----------	113	23	30	33	50	2	2	22	68	127	2	85	41
158	----------	324	210	123	370	230	52	7	245	180	529	3	377	42
31	----------	267	8	23	121	225	----------	2	26	89	143	----------	149	43
58	----------	330	12	37	199	295	----------	5	26	132	258	----------	210	44
9	----------	29	1	5	10	26	----------	1	3	15	16	----------	21	45
67	----------	232	6	17	46	646	18	25	39	121	62	1	70	46
306	----------	1,315	573	266	461	545	26	40	543	1,604	981	28	1,212	47
2,720	----------	3,143	1,066	912	1,944	1,796	125	112	2,210	1,256	967	22	3,572	48
5,317	----------	5,879	2,225	1,637	3,672	2,923	187	224	5,273	2,271	2,124	72	7,073	49
400	----------	322	92	84	249	175	20	16	305	149	114	5	289	50
1,434	----------	4,569	920	1,059	1,455	1,606	121	396	1,388	1,444	428	53	2,780	51
1,025	3	1,917	569	1,042	1,249	1,408	67	90	771	1,432	224	30	1,236	52
879	----------	477	91	263	345	1,730	79	225	543	741	5,534	152	685	53
1,026	----------	638	81	296	380	1,666	125	271	915	660	7,696	166	713	54
98	----------	43	13	25	32	132	15	32	66	59	287	18	65	55
349	----------	186	74	193	186	4,259	41	377	804	401	14,042	815	1,267	56
1,264	----------	891	226	374	276	1,534	179	625	1,934	829	13,296	201	967	57
260	4	30	21	124	34	585	1,080	23	805	285	543	12	235	58
371	4	17	5	116	38	595	1,399	18	921	215	608	12	257	59
37	1	8	2	7	8	37	21	5	38	21	54	3	37	60
474	----------	298	242	490	169	353	158	66	2,382	167	217	99	116	61
598	30	16	4	89	117	731	4,709	326	1,732	167	1,285	129	111	62
155	----------	188	681	2,002	4,446	347	14	30	64	213	540	12	127	63
205	----------	203	895	3,421	7,665	396	15	58	79	256	908	18	144	64
33	----------	28	45	109	184	45	6	7	17	30	81	6	19	65
218	----------	124	263	133	981	140	75	73	108	44	57	24	230	66
791	----------	194	241	692	1,004	388	130	322	377	408	438	124	172	67
145	----------	681	373	71	78	236	127	----------	207	205	147	----------	36	68
159	----------	960	561	82	57	243	147	----------	315	258	219	----------	48	69
24	----------	92	62	10	8	26	10	----------	31	36	13	----------	7	70
142	----------	115	195	40	124	71	33	15	354	106	8	3	45	71
636	----------	70	23	5	215	30	19	12	371	4	145	10	54	72
1,789	----------	297	5,340	4,960	11,005	259	204	33	3,828	186	445	17	980	73
152,033	----------	27,733	669,251	667,077	1,666,628	13,983	15,232	2,778	582,692	9,682	36,500	946	97,661	74
878	----------	498	444	452	891	408	180	28	701	168	731	11	701	75
3,186	----------	314	6,812	7,534	15,407	503	227	164	10,956	155	570	330	1,545	76
6,532	----------	842	8,168	6,468	24,859	1,074	835	431	9,033	659	1,001	291	2,061	77
6,149	----------	1	45	37	179	1	89	----------	1,526	4	----------	----------	----------	78
846,922	----------	58	3,916	2,717	15,815	70	8,946	----------	189,892	165	----------	----------	----------	79
934	----------	3	49	48	215	2	156	----------	254	2	----------	----------	----------	80
6,125	----------	(3)	38	106	208	----------	80	----------	1,635	1	5	----------	10	81
5,980	(3)	22	187	123	833	10	170	2	1,703	15	24	3	40	82

County Table VI.—VEGETABLES HARVESTED FOR SALE—ACREAGE, VALUE,

[This table does not include vegetables grown under glass.

	Item (See definitions in Introduction)	The State	Atlantic	Bergen	Burlington	Camden	Cape May	Cumberland	Essex
	VEGETABLES HARVESTED FOR SALE								
1	Total 1929 acres	130,449	4,053	3,874	20,890	6,370	1,932	19,511	1,184
2	value of crops dollars	17,939,850	540,623	1,127,891	2,182,891	625,708	164,362	2,650,347	335,243
3	1919 acres	94,996	2,418	6,205	15,900	6,822	1,772	13,036	1,500
4	Asparagus 1929 acres	8,660	124	24	635	344	96	1,524	17
5	value of crop dollars	1,691,678	21,965	4,283	84,408	45,737	15,769	329,364	4,141
6	farms reporting	2,565	127	34	252	118	85	278	18
7	1919 acres	3,603	8	38	240	118	17	262	18
8	Beans (snap or string) 1929 acres	11,522	196	166	2,330	939	93	3,624	77
9	value of crop dollars	1,128,281	18,305	23,521	157,060	65,349	7,903	396,895	11,878
10	farms reporting	3,823	231	113	371	319	106	836	53
11	1919 (green beans) acres	6,091	161	129	1,717	914	266	1,350	94
12	Beans, Lima (green) 1929 acres	3,659	82	2	222	327	365	1,887	----------
13	value of crop dollars	297,940	9,407	250	27,423	28,205	17,868	138,069	----------
14	farms reporting	1,123	89	5	131	197	23	286	----------
15	Beets 1929 acres	1,008	18	13	9	17	3	532	8
16	value of crop dollars	161,654	2,164	5,855	1,360	2,114	385	72,155	2,797
17	farms reporting	430	20	16	4	12	5	130	4
18	1919 acres	458	48	37	6	3	4	173	19
19	Broccoli 1929 acres	446	160	10	----------	26	----------	36	----------
20	value of crop dollars	56,112	20,003	2,650	----------	4,430	----------	2,531	----------
21	farms reporting	163	83	8	----------	10	----------	10	----------
22	Cabbages 1929 acres	4,340	145	273	697	371	68	173	94
23	value of crop dollars	562,351	19,702	66,990	56,804	30,865	6,226	36,480	18,425
24	farms reporting	2,910	199	191	343	175	114	146	45
25	1919 acres	4,079	118	412	859	484	58	84	167
26	Cantaloupes and muskmelons 1929 acres	2,220	174	2	301	138	183	160	4
27	value of crop dollars	292,307	37,441	515	36,206	18,258	21,720	19,190	300
28	farms reporting	1,457	173	3	187	99	164	122	1
29	1919 acres	4,231	178	27	673	433	221	149	10
30	Carrots 1929 acres	530	23	12	5	17	1	121	8
31	value of crop dollars	141,412	3,493	6,545	979	2,675	150	40,004	3,784
32	farms reporting	386	31	15	6	13	1	75	4
33	1919 acres	399	11	73	5	7	2	12	32
34	Celery 1929 acres	1,429	13	314	43	13	2	66	39
35	value of crop dollars	656,830	2,517	213,604	11,760	2,247	200	37,906	26,833
36	farms reporting	484	14	109	10	9	3	21	16
37	1919 acres	944	19	198	16	12	1	44	70
38	Corn, sweet 1929 acres	22,100	476	1,035	7,050	623	489	406	175
39	value of crop dollars	1,596,164	45,767	84,365	539,535	37,309	26,001	23,194	16,836
40	farms reporting	5,114	269	168	852	212	194	235	68
41	1919 acres	15,572	550	3,426	3,977	1,059	442	217	377
42	Cucumbers 1929 acres	3,283	668	10	102	188	9	288	7
43	value of crop dollars	403,547	88,816	3,040	9,720	21,081	1,017	36,244	631
44	farms reporting	1,916	350	22	66	130	31	214	11
45	1919 acres	1,995	170	31	116	153	4	63	21
46	Eggplant 1929 acres	543	1	2	41	3	----------	35	----------
47	value of crop dollars	80,517	157	750	4,564	125	----------	5,151	----------
48	farms reporting	270	5	6	11	2	----------	21	----------
49	1919 acres	702	3	13	21	9	----------	2	1
50	Lettuce 1929 acres	1,685	43	239	34	15	5	585	69
51	value of crop dollars	701,647	10,357	128,569	12,464	3,862	1,638	268,918	42,135
52	farms reporting	1,003	61	135	21	12	15	220	37
53	1919 acres	1,123	43	131	43	11	11	263	74
54	Onions (dry) 1929 acres	1,560	16	27	19	10	29	675	6
55	value of crop dollars	379,968	2,777	13,012	2,164	1,452	3,211	193,613	1,642
56	farms reporting	1,156	45	32	42	12	69	314	8
57	1919 acres	2,513	32	31	31	79	30	993	12
58	Peas (green) 1929 acres	4,301	117	24	735	674	36	781	5
59	value of crop dollars	397,967	11,103	3,790	57,790	55,592	3,823	72,591	690
60	farms reporting	2,310	156	36	219	319	73	447	9
61	1919 acres	4,241	91	256	1,545	537	170	677	54
62	Peppers (including pimentos) 1929 acres	5,491	834	6	30	80	1	1,774	----------
63	value of crop dollars	626,669	88,792	2,450	3,478	9,371	150	180,758	----------
64	farms reporting	1,691	218	12	33	64	1	528	----------
65	1919 acres	5,416	481	15	87	37	10	1,776	5
66	Radishes 1929 acres	198	3	20	4	38	----------	22	3
67	value of crop dollars	53,775	747	11,575	500	4,428	----------	6,185	1,002
68	farms reporting	97	3	17	1	14	----------	25	2
69	1919 acres	85	3	7	2	24	----------	2	2
70	Spinach 1929 acres	3,355	155	462	116	197	46	119	162
71	value of crop dollars	685,027	31,729	150,417	13,072	20,585	4,273	13,501	50,599
72	farms reporting	1,069	93	139	30	39	40	53	43
73	1919 acres	471	8	23	27	65	----------	97	45
74	Tomatoes 1929 acres	41,860	427	416	7,799	1,913	172	4,506	105
75	value of crop dollars	5,802,896	58,896	91,851	1,077,900	211,354	21,814	473,413	28,535
76	farms reporting	7,965	372	206	928	439	165	944	81
77	1919 acres	36,986	322	1,015	5,973	2,615	305	6,245	277
78	Watermelons 1929 acres	978	49	7	156	37	76	154	----------
79	value of crop dollars	109,516	5,751	3,188	15,692	2,777	7,115	16,150	----------
80	farms reporting	762	64	3	80	34	91	116	----------
81	1919 acres	1,759	89	6	258	90	102	201	4
82	Mixed vegetables 1929 acres	8,511	275	703	366	243	258	1,241	350
83	value of crop dollars	1,675,039	51,836	267,645	46,657	35,168	25,099	186,023	90,188
84	farms reporting	1,984	101	174	107	73	93	226	64
85	1919 acres	2,612	71	232	142	132	118	60	111
86	Other vegetables[3] 1929 acres	2,770	54	107	196	157	----------	802	55
87	value of crop dollars	438,553	8,898	43,026	23,355	22,634	----------	102,012	34,827
88	1919 acres	1,716	12	105	162	40	11	366	107

[1] Where less than 1 acre was grown in a county in 1919, no acreage is shown for that year.
[2] Less than 1 acre.
[3] Not including white potatoes or sweetpotatoes and yams.

AND NUMBER OF FARMS REPORTING, 1929; AND ACREAGE, 1919[1]

Additional crops are shown in Tables V, VII, and VIII]

Gloucester	Hudson	Hunterdon	Mercer	Middlesex	Monmouth	Morris	Ocean	Passaic	Salem	Somerset	Sussex	Union	Warren	
26,233	271	1,114	3,074	5,691	14,210	2,152	791	1,584	13,815	928	541	765	1,466	1
3,788,321	154,448	100,969	279,672	670,648	1,630,897	305,148	84,769	476,176	2,117,413	93,758	84,977	189,420	336,169	2
18,724	374	298	1,180	2,660	8,101	1,413	376	1,568	9,662	349	240	1,070	1,328	3
2,863	----------	19	171	381	1,063	67	24	11	1,141	122	6	9	19	4
619,658	----------	2,647	27,739	64,893	132,666	17,559	3,233	2,861	288,921	19,557	1,251	1,616	3,410	5
613	----------	31	120	213	305	72	23	9	159	53	11	15	29	6
1,361	----------	5	15	123	1,063	37	5	10	224	46	2	9	2	7
2,398	1	20	80	360	403	115	38	64	489	53	22	42	12	8
259,286	140	2,509	6,443	36,093	46,224	25,384	3,547	14,588	36,016	7,606	2,551	4,889	2,094	9
456	1	32	118	246	346	128	84	75	115	47	39	45	32	10
806	5	9	46	56	110	54	22	57	206	15	4	61	9	11
506	----------	8	40	21	84	2	41	2	57	4	2	2	5	12
44,106	----------	1,015	4,652	2,276	12,991	295	4,194	575	3,930	894	300	280	1,120	13
149	----------	10	42	13	86	8	29	3	26	10	2	4	10	14
57	14	2	6	28	212	2	----------	57	11	1	----------	8	10	15
10,310	6,200	235	700	4,610	26,733	200	----------	21,698	830	75	----------	2,043	1,190	16
42	11	3	8	15	84	2	----------	48	4	1	----------	8	13	17
31	31	1	3	10	28	6	----------	48	----------	2	1	3	4	18
62	----------	----------	----------	27	115	----------	----------	1	4	1	----------	----------	4	19
6,705	----------	----------	----------	3,550	14,285	----------	----------	300	408	600	----------	----------	650	20
10	----------	----------	----------	5	29	----------	----------	1	2	1	----------	----------	4	21
555	9	67	198	456	557	186	35	189	66	63	44	62	32	22
62,566	3,612	7,619	18,157	50,275	67,901	26,241	4,114	44,106	5,508	6,789	8,650	16,392	4,929	23
279	9	64	141	280	371	118	64	109	68	47	53	45	49	24
543	17	17	102	246	243	212	23	228	67	39	31	101	28	25
862	----------	3	20	30	131	1	32	3	168	3	4	(2)	1	26
107,632	----------	350	2,398	3,654	18,447	81	4,994	277	19,423	550	511	75	285	27
358	----------	5	24	33	141	5	33	3	93	5	4	1	3	28
1,759	----------	11	46	48	395	16	11	8	227	10	3	----------	6	29
24	11	2	8	13	162	2	1	57	2	1	10	17	33	30
4,789	4,667	346	1,258	1,906	23,315	613	185	29,485	400	180	4,250	6,170	6,218	31
19	9	4	8	13	77	3	3	48	2	2	4	8	41	32
11	10	1	1	10	103	7	----------	52	----------	3	2	43	14	33
48	90	1	29	27	12	35	(2)	44	----------	(2)	18	21	614	34
31,565	33,400	150	8,088	5,710	4,670	10,228	50	38,134	----------	90	4,745	9,970	214,963	35
17	17	2	22	20	29	14	1	38	----------	3	9	15	115	36
53	71	2	18	12	14	10	1	53	1	1	12	29	307	37
1,205	----------	396	1,080	1,826	4,519	844	193	413	400	418	172	167	213	38
64,404	----------	20,609	54,702	132,393	322,375	77,131	13,077	42,411	24,126	21,617	16,121	16,290	17,901	39
409	----------	124	265	435	874	257	123	100	163	118	86	65	97	40
1,338	24	37	202	413	1,631	602	126	568	131	84	44	271	53	41
1,241	----------	6	27	93	296	71	95	26	127	3	9	4	13	42
149,922	----------	405	1,659	11,441	32,966	8,779	12,377	5,136	16,542	295	1,417	336	1,723	43
404	----------	12	41	123	217	56	61	31	65	10	34	8	30	44
728	----------	2	23	56	470	55	3	38	31	7	8	10	6	45
202	----------	----------	1	----------	157	----------	----------	12	83	5	----------	1	----------	46
31,354	----------	----------	100	----------	23,295	----------	----------	2,295	11,376	1,090	----------	260	----------	47
86	----------	----------	1	----------	79	----------	----------	15	36	5	----------	3	----------	48
247	----------	1	1	27	143	7	----------	4	218	1	----------	4	----------	49
77	47	1	28	34	77	67	1	85	2	7	6	30	233	50
33,138	36,962	203	9,792	6,981	20,408	13,576	138	59,246	400	1,739	1,698	14,565	34,858	51
26	18	5	53	51	90	27	6	66	3	15	17	24	101	52
23	69	1	10	17	30	16	1	61	7	3	3	32	274	53
472	1	2	19	23	53	12	7	3	27	2	88	2	67	54
113,205	200	255	2,624	3,365	10,063	1,905	1,476	665	4,387	205	12,969	542	10,236	55
220	2	8	39	57	106	25	26	8	42	5	22	6	68	56
453	9	6	15	20	51	14	32	22	34	4	90	7	548	57
1,400	----------	5	64	140	140	22	22	15	93	9	4	5	10	58
136,576	----------	720	5,132	13,171	15,187	2,657	2,712	2,537	10,635	1,073	530	459	1,199	59
387	----------	15	71	151	189	46	45	18	65	18	18	11	17	60
548	----------	5	36	47	107	34	29	15	50	9	4	13	14	61
1,837	----------	----------	5	121	226	4	----------	21	550	----------	----------	1	1	62
226,273	----------	----------	626	16,312	25,050	580	----------	2,536	70,132	----------	----------	100	61	63
477	----------	----------	8	43	110	5	----------	13	174	----------	----------	1	4	64
1,676	----------	1	5	396	466	15	----------	9	428	1	1	6	1	65
69	2	----------	----------	7	18	----------	----------	11	----------	----------	----------	----------	1	66
18,045	533	----------	----------	4,000	2,060	----------	----------	4,600	----------	----------	----------	----------	100	67
11	2	----------	----------	5	9	----------	----------	7	----------	----------	----------	----------	1	68
24	3	----------	----------	2	4	----------	----------	10	----------	----------	----------	2	----------	69
814	19	20	20	228	606	161	4	113	23	6	1	64	19	70
124,948	10,473	2,075	2,335	36,464	115,245	21,006	607	57,247	2,304	932	152	24,948	2,115	71
119	16	13	30	121	133	50	10	64	11	14	2	25	24	72
111	24	----------	1	7	10	24	----------	18	2	4	----------	5	----------	73
9,541	----------	539	1,076	1,104	3,678	271	238	173	9,499	122	55	137	89	74
1,476,884	----------	57,901	103,615	160,739	500,353	46,958	24,980	35,837	1,361,804	14,777	15,468	24,127	15,690	75
1,239	----------	167	297	406	922	187	126	112	1,079	100	67	72	56	76
8,078	2	133	417	882	2,060	235	100	314	7,600	44	19	305	45	77
226	----------	5	8	14	65	7	17	7	131	1	17	----------	1	78
25,884	----------	825	560	2,584	8,480	550	1,840	860	14,035	160	2,915	----------	150	79
130	----------	5	13	20	73	5	41	4	77	2	3	----------	1	80
577	----------	11	20	29	77	3	8	2	269	1	6	1	5	81
1,490	28	18	136	718	1,081	262	33	210	656	92	82	185	84	82
212,405	18,214	3,057	16,892	105,073	151,295	47,334	5,543	75,186	232,781	13,529	11,109	63,208	16,797	83
283	6	15	62	174	257	121	21	37	44	24	23	53	26	84
78	1	54	187	247	876	45	13	21	----------	61	10	148	5	85
284	49	(2)	58	40	555	21	10	67	286	15	1	8	5	86
28,666	40,047	48	12,200	5,158	56,888	4,071	1,702	35,596	13,455	2,000	340	3,150	480	87
279	108	1	32	12	220	21	2	30	167	14	----------	20	7	88

County Table VII.—SPECIFIED CROPS, SWEETCLOVER FOR PASTURE, FARM

[Additional crops are shown

	ITEM (See definitions in Introduction)		The State	Atlantic	Bergen	Burlington	Camden	Cape May
	CROPS, 1929							
	Annual legumes:							
1	Peanuts, for all purposes	farms reporting	3					
2	grown with other crops	acres	5					
3		bushels	13					
4	Soybeans, for all purposes	farms reporting	402	3		25	10	2
5	grown alone	acres	2,572	18		134	32	2
6	grown with other crops	acres	486			44	10	15
7		bushels	3,164			22	145	
8	Cowpeas, for all purposes	farms reporting	195	8		19	14	3
9	grown alone	acres	1,071	20		127	50	15
10	grown with other crops	acres	158					
11		bushels	2,728	180		30	52	10
12	Canada, marrowfat, Scotch, and other ripe field peas [1]	farms reporting	12	1		1		
13	grown alone	acres	30	1		5		
14	grown with other crops	acres	30			10		
15		bushels	548			200		
16	Navy, pinto, kidney, Lima, and other ripe field beans [2]	farms reporting	154	6	2	11	8	9
17	grown alone	acres	316	14		22	11	12
18	grown with other crops	acres	61		3	20	6	7
19		bushels	15,228	182	71	1,282	690	441
	Other field crops:							
20	Barley threshed	acres	1,114			26		
21		bushels	23,784			410		
22		farms reporting	181			2		
23	Buckwheat threshed	acres	1,375			30		
24		bushels	24,596			540		
25		farms reporting	271			1		
26	Chicory	acres	3					
27		pounds	50,000					
28		farms reporting	1					
29	Emmer and spelt threshed	acres	26					
30		bushels	605					
31		farms reporting	3					
32	Sorghums cut for silage, hay, or fodder	acres	69					
33		tons	102					
34		farms reporting	14					
35	Pop corn	acres	3					
36		bushels	82					
37		farms reporting	6					
38	Mixed grains not separated in harvesting	acres	1,199		4			
39		bushels	27,148		92			
40		farms reporting	129		1			
41	Root crops for forage	acres	81			6	3	2
42		tons	435			29	6	15
43		farms reporting	45			2	3	1
44	Crops grazed or hogged off [4]	acres	10	10				
45		farms reporting	1	1				
46	All other crops	acres	20	6				
	Grass seeds:							
47	Clover seeds (all kinds)	acres	85					
48		bushels	112					
49		farms reporting	22					
50	Alfalfa seed	acres	24					
51		bushels	38					
52		farms reporting	14					
53	Timothy seed	acres	76					
54		bushels	131					
55		farms reporting	19					
56	**All other (vegetable and flower) seeds**	acres	42					
57		pounds	17,099					
58		farms reporting	3					
59	**Sweetclover for pasture**	acres	1,925		12	319	27	51
60		farms reporting	231		2	27	4	5
61	**Farm garden vegetables grown for home use only** [5]	farms reporting	15,600	1,017	329	1,046	755	142
	Maple products:							
62	Maple sirup	gallons	23					
63		farms reporting	5					
64	Maple sugar	pounds	4					
65		farms reporting	1					
	FOREST PRODUCTS, 1929							
	Forest products, cut on farms, for home use and for sale:							
66	Saw logs and veneer logs	thousands of board feet	7,530	208	50	236	125	92
67		farms reporting	264	4	1	16	4	5
68	Firewood	cords	72,986	3,464	934	3,897	1,381	1,528
69		farms reporting	6,995	375	102	394	118	108
70	Pulpwood	cords	2,558	11	822	51	17	13
71		farms reporting	85	2	4	5	2	2
72	Fence posts	number	223,016	2,145	711	12,389	5,500	1,470
73		farms reporting	1,361	14	11	81	6	13
74	Railroad ties	number	9,677			204		504
75		farms reporting	22			2		2
76	Poles and piling	number	22,722	825	1,292	441	100	1,125
77		farms reporting	150	7	5	7	1	9
	NURSERIES AND GREENHOUSES, 1929							
	Nurseries, greenhouses, hothouses, etc., reporting—							
78	Receipts from sales of trees, plants, vines, etc., in nurseries; flower and vegetable seeds; and bulbs	farms reporting	419	34	37	22	27	6
79	Receipts from sales of flowers, plants, and vegetables grown under glass, and flowers grown in the open	farms reporting	718	86	77	17	44	20

[1] Not including cowpeas.
[2] Not including soybeans or velvetbeans.
[3] Less than 1 acre.
[4] Not including corn, annual legumes, sweetclover, or alfalfa.
[5] Not including white potatoes or sweetpotatoes and yams.

GARDENS, MAPLE AND FOREST PRODUCTS, AND NURSERIES AND GREENHOUSES, 1929

in Tables V, VI, and VIII]

Cumberland	Essex	Gloucester	Hudson	Hunterdon	Mercer	Middlesex	Monmouth	Morris	Ocean	Passaic	Salem	Somerset	Sussex	Union	Warren	
2				1												1
2				3												2
7				6												3
25	1	27		87	37	14	19	30	10		34	63	8		7	4
83	5	152		526	308	164	177	192	128		194	342	66		49	5
8		18		83	143		7	15	5		35	102	1			6
522		86		604	322		301	825			180	156	1			7
25		41		4	33	1	18	4	4		16	3	1	1		8
92		127		92	245	8	173	17	18		74	11	1	1		9
2		59			12		32				33	20				10
474		1,460					422	80			10	10				11
4		1						5								12
3		1						20								13
10								10								14
310		8						30								15
43		46		5	2		6		1		9		5		1	16
137		77		(3)	2		9		5		25		2		(3)	17
13		8									4					18
7,528		3,112		13	24		540		100		1,188		55		2	19
				386	115	12	44	45			1	136	9		340	20
				6,847	1,848	128	880	984			10	2,895	285		9,497	21
				58	16	3	3	8			1	29	4		57	22
				565	55	8	6	182	24	2		83	220	1	199	23
				11,104	820	160	102	3,413	190	40		852	4,040	25	3,310	24
				100	10	3	3	35	4	1		15	52	1	46	25
3																26
50,000																27
1																28
18				6								2				29
441				139								25				30
1				1								1				31
		15			15		10	6	5			16		2		32
		25			20		10	12	5			26		4		33
		3			3		1	1	1			4		1		34
1						1					1					35
27						24					31					36
2						2					2					37
2				519	97	33	30	104	2	2	2	220	37		147	38
50				12,051	2,478	706	965	1,873	40	65	40	4,701	847		3,240	39
1				49	12	8	4	11	1	1	1	20	6		14	40
2	4	11		1	9	5	27	3	1		1	5			1	41
7	10	85		8	43	27	162	7	5		2	25			4	42
2	2	5		2	5	3	10	2	1		2	4			1	43
																44
																45
4											10					46
		9		6	1	18		11			1	34	3		2	47
		9		6	1	19		20			2	49	3		3	48
		4		2	1	3		3			1	5	1		2	49
		7		1				4			2	1	1		8	50
		12		1				6			3	1	1		14	51
		4		1				3			1	1	1		3	52
		4			1	15		15			2	3	21		15	53
		6			1	28		25			4	5	32		30	54
		1			1	4		4			2	2	2		3	55
		37	4								1					56
		5,024	12,000								75					57
		1	1								1					58
98		164		271	106	179	155	113			58	103	77	3	189	59
21		23		31	10	19	24	9			8	9	13	1	25	60
1,346	64	2,045	3	1,775	684	536	1,220	699	294	114	951	806	812	59	903	61
								3					20			62
								2					3			63
													4			64
													1			65
37	30	164		143	26	7	2,548	292	40		993	65	2,319	10	145	66
17	3	26		31	5	1	9	23	4		53	6	30	1	25	67
5,402	276	4,157		7,859	3,348	2,600	8,268	5,627	1,821	555	3,674	3,330	8,667	349	5,849	68
473	29	436		979	456	324	560	437	154	42	405	329	637	32	605	69
79		54		335	35	37	20	113		175	35	19	299	3	440	70
8		3		8	4	5	2	9		2	3	4	12	1	9	71
3,300	448	6,699		21,282	6,340	4,671	55,130	11,818	2,723	1,525	8,698	4,887	51.720	382	21,178	72
37	6	41		215	65	43	78	115	26	7	74	56	307	6	160	73
200				278		15	200	700				50	2,200	6	5,320	74
1				2		1	1	2				1	2	1	7	75
1,893	125	2,164		580	410	887	1,004	2,552	2,006	432	826	2,601	2,044	70	1,345	76
9	2	6		18	6	6	6	13	9	3	13	12	10	1	7	77
23	22	42	3	13	21	14	38	25	7	15	7	16	1	37	9	78
31	39	65	11	10	35	17	48	38	11	18	10	34	1	88	17	79

COUNTY TABLE VIII.—LAND IN ORCHARD FRUITS, VINEYARDS, AND PLANTED NUT TREES, WITH NUMBER

[Additional crops are shown

	ITEM (See definitions in Introduction)	THE STATE	Atlantic	Bergen	Burlington	Camden	Cape May
1	Land in orchard fruits, vineyards, and planted nut trees (nurseries excluded) ... acres	59,191	4,059	1,176	12,383	2,653	473
2	Fruit trees ... farms reporting	12,243	711	317	986	460	137
	ORCHARD FRUITS AND GRAPES						
3	Apples ... farms reporting	11,307	559	289	912	376	124
4	trees not of bearing age	565,537	19,967	10,025	119,853	19,084	5,570
5	trees of bearing age	1,530,637	45,513	22,761	394,757	41,859	11,048
6	bushels harvested	2,148,886	35,453	39,179	669,335	80,753	8,817
7	Apricots ... farms reporting	28		1	1		
8	trees not of bearing age	22					
9	trees of bearing age	39		6	3		
10	bushels harvested	12		5			
11	Cherries ... farms reporting	3,396	130	106	270	114	20
12	trees not of bearing age	10,238	232	109	6,394	835	55
13	trees of bearing age	50,928	1,355	950	21,636	1,193	122
14	bushels harvested	24,151	716	201	9,040	679	50
15	Figs ... farms reporting	5	3				
16	trees not of bearing age	1	1				
17	trees of bearing age	6	2				
18	pounds harvested	16	5				
19	Peaches ... farms reporting	5,523	412	181	563	222	66
20	trees not of bearing age	320,021	34,549	8,200	42,093	15,236	2,747
21	trees of bearing age	1,463,108	206,358	39,491	395,126	112,658	8,263
22	bushels harvested	1,989,679	346,350	23,396	678,148	187,249	4,355
23	Pears ... farms reporting	5,551	309	165	324	212	61
24	trees not of bearing age	16,910	699	658	931	543	226
25	trees of bearing age	121,713	4,038	3,452	32,073	7,503	785
26	bushels harvested	72,348	3,189	2,463	18,630	4,980	671
27	Plums and prunes ... farms reporting	2,701	108	76	108	47	27
28	trees not of bearing age	5,258	337	227	209	61	246
29	trees of bearing age	15,158	2,153	1,028	1,358	179	118
30	bushels harvested	7,842	903	267	409	69	111
31	Quinces ... farms reporting	296	4	19	9	1	1
32	trees not of bearing age	309	4	13	2		
33	trees of bearing age	1,028	26	68	160	1	2
34	bushels harvested	372	36	41	82		
35	Other orchard fruits ... farms reporting	23	1	1	6		
36	trees not of bearing age	62	5				
37	trees of bearing age	1,464		1	1,366		
38	Grapes ... farms reporting	5,277	544	203	232	364	64
39	vines not of bearing age	162,937	16,704	9,378	7,279	30,581	1,466
40	vines of bearing age	1,327,115	261,511	24,201	88,856	208,453	26,873
41	pounds harvested	5,529,022	804,626	222,108	455,863	510,085	76,331
	NUTS						
42	Almonds ... farms reporting	1					
43	trees not of bearing age	2					
44	Pecans (cultivated or wild) ... farms reporting	50		1	2		1
45	trees not of bearing age	318		2	1		
46	trees of bearing age	115			2		2
47	pounds harvested	410					
48	Walnuts, English or Persian ... farms reporting	58			2		
49	trees not of bearing age	343			3		
50	trees of bearing age	480			1		
51	pounds harvested	2,123			2		
52	Other nuts ... farms reporting	9					
53	trees not of bearing age	84					
54	trees of bearing age	61					
55	pounds harvested	256					
	SMALL FRUITS						
56	Blackberries and dewberries ... farms reporting	1,217	310	21	40	344	13
57	acres	1,972	747	4	60	755	7
58	quarts	2,810,468	1,134,904	3,774	41,999	1,298,588	3,224
59	Blueberries ... farms reporting	12	2		4		
60	acres	121	2		90		
61	quarts	102,854	1,300		94,720		
62	Cranberries ... farms reporting	118	10		59	3	1
63	acres	3,612	241		2,222	61	40
64	quarts	3,640,273	150,384		2,314,291	46,424	32,000
65	Currants ... farms reporting	109	5	19	3		
66	acres	39	1	5	16		
67	quarts	64,288	308	6,426	31,167		
68	Gooseberries ... farms reporting	9	3				
69	acres	1	(1)				
70	quarts	1,057	148				
71	Raspberries ... farms reporting	1,123	264	30	44	273	23
72	acres	1,111	449	12	39	423	8
73	quarts	1,002,597	422,708	7,373	14,734	418,105	4,480
74	Strawberries ... farms reporting	3,711	374	78	279	208	88
75	acres	3,940	348	33	380	289	61
76	quarts	6,545,305	477,275	61,574	839,810	347,253	59,043
77	Other small fruits ... farms reporting	27	2		2	3	
78	acres	48	5		20	16	
79	quarts	26,968	6,800		3,284	4,440	

[1] Less than 1 acre.

OF FRUIT AND NUT TREES, AND GRAPEVINES, 1930, WITH PRODUCTION, 1929; AND SMALL FRUITS 1929

in Tables V, VI, and VII]

Cumberland	Essex	Gloucester	Hudson	Hunterdon	Mercer	Middlesex	Monmouth	Morris	Ocean	Passaic	Salem	Somerset	Sussex	Union	Warren	
3,359	145	8,046	--------	3,491	1,856	2,694	8,196	2,086	167	317	1,012	1,959	2,627	178	2,314	1
560	73	782	--------	1,620	652	681	979	735	203	147	548	849	890	59	854	2
490	58	683	--------	1,539	621	629	930	706	192	131	502	817	872	48	829	3
20,389	541	95,129	--------	23,258	19,985	37,577	128,817	14,638	2,481	3,423	6,539	18,486	10,375	1,083	8,311	4
141,151	2,259	246,430	--------	68,441	38,181	67,215	260,195	30,206	4,593	3,676	22,146	39,874	44,604	2,932	42,796	5
63,077	4,868	266,211	--------	69,615	46,501	142,306	554,965	38,305	2,976	3,306	11,247	39,907	26,112	7,666	38,287	6
--------	--------	1	--------	18	1	--------	--------	1	--------	--------	--------	2	--------	--------	3	7
--------	--------	6	--------	5	2	--------	--------	4	--------	--------	--------	3	--------	--------	2	8
--------	--------	--------	--------	22	--------	--------	--------	--------	--------	--------	--------	3	--------	--------	5	9
--------	--------	--------	--------	6	--------	--------	--------	--------	--------	--------	--------	--------	--------	--------	1	10
159	21	158	--------	592	181	194	113	218	50	54	136	422	222	15	221	11
61	25	472	--------	398	302	232	99	191	36	37	51	356	117	15	221	12
10,681	88	2,090	--------	3,386	793	721	681	1,313	134	254	783	2,752	883	94	1,019	13
8,479	59	1,516	--------	725	201	206	615	230	29	51	240	864	78	11	161	14
--------	--------	1	--------	--------	--------	--------	1	--------	--------	--------	--------	--------	--------	--------	--------	15
--------	--------	--------	--------	--------	--------	--------	--------	--------	--------	--------	--------	--------	--------	--------	--------	16
--------	--------	1	--------	--------	--------	--------	3	--------	--------	--------	--------	--------	--------	--------	--------	17
--------	--------	1	--------	--------	--------	--------	10	--------	--------	--------	--------	--------	--------	--------	--------	18
176	42	388	--------	754	278	334	360	335	81	80	197	507	247	38	263	19
8,139	614	41,544	--------	32,518	6,363	16,246	44,607	16,986	1,210	1,510	10,771	14,038	15,892	1,483	5,275	20
119,235	4,669	208,255	--------	108,008	29,905	19,705	55,617	39,313	3,006	5,454	34,723	32,790	25,576	7,253	7,703	21
260,281	2,468	327,273	--------	18,742	18,048	18,533	59,766	16,187	1,425	1,528	54,473	14,738	6,777	6,824	3,118	22
291	30	256	--------	888	254	343	213	433	83	90	236	580	376	38	369	23
310	66	875	--------	1,253	2,359	2,016	2,792	1,382	96	219	84	1,047	636	157	591	24
5,145	1,420	10,146	--------	10,889	5,083	6,629	10,461	3,094	812	976	3,308	10,219	2,231	645	2,804	25
3,155	743	11,671	--------	3,283	1,596	2,872	3,785	2,493	240	639	2,092	6,810	1,113	486	1,437	26
109	20	78	--------	544	144	166	72	210	48	50	108	376	194	15	201	27
112	22	179	--------	662	435	449	183	524	25	48	126	996	166	40	211	28
238	85	370	--------	2,468	778	731	412	858	142	231	245	1,859	587	443	875	29
163	5	371	--------	479	578	782	297	243	104	36	252	1,370	274	294	835	30
1	2	3	--------	118	12	10	4	16	5	12	3	16	22	3	35	31
1	--------	5	--------	59	79	47	--------	18	3	30	--------	13	33	--------	2	32
--------	10	5	--------	300	17	66	6	49	12	64	3	41	40	49	109	33
--------	1	--------	--------	38	2	4	1	43	1	43	--------	14	9	6	51	34
2	--------	2	--------	1	2	1	--------	3	--------	--------	1	--------	2	--------	1	35
50	--------	--------	--------	--------	--------	2	--------	5	--------	--------	--------	--------	--------	--------	--------	36
1	--------	33	--------	2	9	5	--------	2	--------	--------	29	--------	14	--------	2	37
322	34	270	--------	669	296	309	364	274	133	76	134	563	211	41	234	38
2,919	37	18,553	--------	6,536	5,210	16,512	22,133	3,304	6,777	910	1,177	9,884	698	2,382	497	39
64,892	10,377	215,991	--------	30,464	34,792	88,017	167,360	15,265	5,587	26,113	14,056	32,758	3,574	6,090	1,885	40
206,224	18,001	1,163,014	--------	157,164	95,880	404,743	947,522	79,951	20,867	112,168	42,897	161,752	4,988	35,492	9,346	41
--------	--------	--------	--------	--------	--------	--------	--------	1	--------	--------	--------	--------	--------	--------	--------	42
--------	--------	--------	--------	--------	--------	--------	--------	2	--------	--------	--------	--------	--------	--------	--------	43
8	--------	3	--------	6	2	--------	2	5	7	--------	6	4	2	--------	1	44
17	--------	6	--------	18	4	--------	2	19	2	--------	128	115	4	--------	--------	45
8	--------	7	--------	36	5	--------	1	6	15	--------	18	10	2	--------	3	46
35	--------	--------	--------	25	100	--------	--------	--------	230	--------	--------	--------	20	--------	--------	47
12	--------	6	--------	2	14	--------	2	3	1	1	10	2	2	--------	1	48
102	--------	--------	--------	80	26	--------	7	7	--------	--------	107	11	--------	--------	--------	49
112	--------	30	--------	4	12	--------	--------	41	1	1	215	2	60	--------	1	50
345	--------	160	--------	1	391	--------	--------	801	--------	--------	422	1	--------	--------	--------	51
1	--------	--------	--------	2	1	1	--------	1	--------	--------	1	2	--------	--------	--------	52
25	--------	--------	--------	--------	--------	--------	--------	29	--------	--------	--------	30	--------	--------	--------	53
3	--------	--------	--------	8	20	2	--------	--------	--------	--------	1	27	--------	--------	--------	54
--------	--------	--------	--------	150	56	--------	--------	--------	--------	--------	--------	50	--------	--------	--------	55
89	4	35	--------	50	26	21	110	33	20	--------	13	46	18	8	16	56
144	1	30	--------	5	6	6	161	5	14	--------	6	7	4	4	6	57
134,939	194	20,332	--------	3,050	2,777	8,311	128,343	1,983	10,594	--------	9,430	4,544	999	1,655	828	58
1	1	--------	--------	1	--------	--------	1	--------	2	--------	--------	--------	--------	--------	--------	59
15	1	--------	--------	2	--------	--------	10	--------	1	--------	--------	--------	--------	--------	--------	60
3,424	200	--------	--------	200	--------	--------	2,850	--------	160	--------	--------	--------	--------	--------	--------	61
10	--------	4	--------	--------	--------	1	6	--------	24	--------	--------	--------	--------	--------	--------	62
165	--------	142	--------	--------	--------	40	9	--------	752	--------	--------	--------	--------	--------	--------	63
39,280	--------	29,100	--------	--------	--------	23,000	18,080	--------	987,714	--------	--------	--------	--------	--------	--------	64
2	2	4	--------	3	9	5	8	12	--------	7	--------	19	6	5	--------	65
1	(1)	1	--------	(1)	2	2	2	1	--------	1	--------	5	1	1	--------	66
3,636	400	863	--------	105	3,106	2,540	2,636	751	--------	630	--------	10,473	597	650	--------	67
--------	--------	2	--------	--------	--------	--------	2	--------	--------	--------	--------	2	--------	--------	--------	68
--------	--------	1	--------	--------	--------	--------	(1)	--------	--------	--------	--------	(1)	--------	--------	--------	69
--------	--------	105	--------	--------	--------	--------	650	--------	--------	--------	--------	154	--------	--------	--------	70
22	--------	17	--------	73	30	27	92	47	48	7	6	44	45	5	26	71
15	--------	4	--------	14	5	8	71	12	25	2	4	5	10	1	4	72
8,348	--------	2,236	--------	9,241	2,031	11,448	51,602	5,651	25,762	716	3,588	2,295	10,618	235	1,426	73
754	15	240	--------	104	196	216	380	143	148	23	220	84	92	24	45	74
1,302	9	230	--------	23	104	164	407	77	107	32	304	15	32	13	10	75
2,248,396	21,365	290,811	--------	37,704	154,719	368,612	584,194	194,815	103,940	49,468	580,647	23,589	65,479	28,571	8,040	76
--------	--------	--------	--------	2	--------	2	--------	3	5	--------	--------	8	--------	--------	--------	77
--------	--------	--------	--------	1	--------	1	--------	(1)	5	--------	--------	(1)	--------	--------	--------	78
--------	--------	--------	--------	240	--------	1,150	--------	125	10,560	--------	--------	369	--------	--------	--------	79

County Table IX.—SPECIFIED CLASSES OF LIVESTOCK

[Other classes of livestock and livestock

	ITEM (See definitions in Introduction)	The State	Atlantic	Bergen	Burlington	Camden	Cape May	Cumberland
1	**Domestic animals on farms, Apr. 1, 1930** ... farms reporting	19,264	803	363	1,611	637	272	1,634
	Cattle and dairy products:							
2	Cattle on farms, Apr. 1, 1930, total ... number	174,699	561	2,592	18,233	1,122	1,000	6,708
3	farms reporting	14,688	269	229	1,179	255	177	1,041
4	Cows and heifers milked, 1929, total ... number	111,784	415	1,934	11,706	787	631	4,109
5	farms reporting	14,158	249	227	1,143	242	177	981
6	Of beef or dual-purpose breeding ... number	3,282	26	40	270	36	34	222
7	farms reporting	759	21	12	63	18	7	46
8	Cows and heifers *milked daily*, April, 1930 ... number	90,866	322	1,725	9,410	544	401	3,066
9	farms reporting	12,630	199	206	980	204	129	827
10	Daily production of milk, April, 1930 ... gallons	255,368	694	5,297	24,068	1,311	975	7,891
11	Milk produced,[1] 1929 ... gallons	81,772,540	231,470	1,866,356	7,576,382	417,563	339,650	2,571,038
12	Whole milk sold, 1929 ... gallons	73,765,350	106,096	1,693,176	7,023,789	285,796	262,188	2,110,787
13	farms reporting	8,155	66	137	616	133	111	498
14	Butter churned, 1929 ... pounds	578,548	4,871	14,372	30,269	6,237	1,685	20,247
15	farms reporting	3,311	40	58	186	64	20	170
16	Butter sold, 1929 ... pounds	249,023	1,330	8,195	14,803	1,110	439	7,742
17	farms reporting	1,059	7	11	46	14	7	56
18	*Cream sold as butterfat*, 1929 ... pounds	23,656			550			1,014
19	farms reporting	35			2			3
20	Cream sold *not* as butterfat, 1929 ... gallons	62,154	40	1,955	5,435	940	317	305
21	farms reporting	121	1	8	3	4	4	3
	Sheep and wool:							
22	*Sheep* and lambs on farms, Apr. 1, 1930, total ... number	11,744	9	15	700	63	11	471
23	farms reporting	390	3	2	29	3	3	10
24	Lambs born since Oct. 1, 1929 ... number	5,022	2	1	211	13	4	246
25	Rams and wethers *born before* Oct. 1, 1929 ... number	736		2	56	2	1	10
26	Yearling ewes born between Oct. 1, 1928, and Oct. 1, 1929 ... number	1,101	2	5	124	12		28
27	Ewes born before Oct. 1, 1928 ... number	4,885	5	7	309	36	6	187
28	Sheep and lambs shorn,[1] 1929 ... number	5,935	3	16	365	21	8	165
29	farms reporting	304	1	1	22	2	3	5
30	*Wool shorn [1] (unwashed)*, 1929 ... pounds	36,204	15	135	2,265	165	47	1,139
	Goats and mohair:							
31	Goats and kids on farms, Apr. 1, 1930, total ... number	1,517	185	26	107	45	19	163
32	Angora goats and kids (all ages) ... number	104	1	4	11		1	29
33	Other goats and kids (all ages) ... number	1,413	184	22	96	45	18	133
34	*Angora goats and kids clipped*, 1929 ... number	8					1	
35	Mohair and kid hair clipped (unwashed), 1929 ... pounds	37					5	
36	**Asses and burros on farms, Apr. 1, 1930** ... number	26			5			
	Bees and honey:							
37	Hives of bees owned, on farms or elsewhere, Apr. 1, 1930 ... number	10,392	162	175	727	147	119	441
38	farms reporting	1,326	26	32	97	32	18	65
39	Honey produced, 1929 ... pounds	239,492	1,473	5,401	11,555	1,174	1,077	8,775
40	**Turkeys raised, 1929** ... number	31,609	426	27	4,405	147	424	1,236
41	farms reporting	1,333	36	5	216	26	16	53
42	**Ducks raised, 1929** ... number	274,491	112,580	2,223	12,820	637	259	28,025
43	farms reporting	3,464	115	43	404	52	23	237
44	**Geese raised, 1929** ... number	22,722	849	218	1,700	156	222	3,940
45	farms reporting	1,815	72	33	170	25	28	92

[1] Including estimates for incomplete reports.

County Table X.—VALUE OF CROPS, 1929; VALUE OF LIVE

	ITEM (See definitions in Introduction)	The State	Atlantic	Bergen	Burlington	Camden	Cape May	Cumberland
	VALUE OF CROPS, 1929	*Dollars*	*Dollars*	*Dollars*	*Dollars*	*Dollars*	*Dollars*	*Dollars*
1	**Field and orchard crops, vegetables, and farm gardens, total value**	52,363,197	1,948,579	1,351,159	6,835,572	1,802,970	406,895	5,081,310
2	Cereals	7,368,218	53,583	6,173	893,326	115,781	45,314	483,212
3	Other grains and seeds	127,059	1,451	383	7,711	4,187	2,407	44,185
4	Hay and forage	7,415,277	16,591	31,952	744,825	78,899	43,811	389,816
5	Vegetables (including *all* potatoes and sweetpotatoes)	27,743,291	871,026	1,131,711	2,659,323	843,681	259,661	3,416,190
6	*Fruits and nuts*	8,245,444	890,542	134,476	2,387,916	684,334	38,334	634,375
7	All other field crops	1,335	50					835
8	Farm garden vegetables (excluding potatoes and sweetpotatoes) grown for home use only	1,462,563	115,336	46,464	142,471	76,088	17,368	112,697
	Receipts from sales of nursery, greenhouse, and hothouse products, etc.:							
9	*Trees, plants, vines, flower and vegetable seeds, bulbs, etc*	4,408,116	151,441	637,965	1,131,328	72,606	1,770	262,446
10	Flowers, plants, and vegetables grown under glass, and flowers grown in the open	4,610,731	206,273	879,217	24,316	115,794	4,253	100,989
11	**Value of forest products, cut on farms, for home use and for sale**	735,277	28,777	18,811	33,488	12,418	15,663	43,421
	VALUE OF LIVESTOCK ON FARMS, APRIL 1, 1930							
12	**Domestic animals, chickens, and bees, total value**	29,466,312	627,993	564,617	2,616,610	385,332	232,452	1,884,710
13	Domestic animals, total value	24,284,915	212,789	395,523	2,415,260	289,098	142,174	1,061,466
14	Horses and colts	4,572,841	92,553	46,565	449,247	108,684	34,128	318,901
15	Mules and mule colts	419,290	16,093	968	116,320	17,787	3,630	49,037
16	Asses and burros	2,340			450			
17	Cattle	17,218,305	60,604	271,700	1,722,685	108,092	93,212	648,350
18	Swine	1,948,816	42,519	75,921	118,825	53,645	10,998	40,139
19	Sheep and lambs	114,803	94	170	7,141	665	110	4,206
20	*Goats and kids*	8,520	926	199	592	225	96	833
21	Chickens	5,120,822	414,394	167,869	197,570	95,470	89,683	821,039
22	Bees	60,575	810	1,225	3,780	764	595	2,205
	VALUE OF LIVESTOCK PRODUCTS, 1929							
	Dairy products sold and butter churned:							
23	Butter, cream, and whole milk sold, total value	20,841,117	29,402	483,156	1,987,777	80,153	71,830	575,016
24	Butter sold	124,495	652	4,179	7,253	544	215	3,794
25	Cream sold as butterfat	11,787			275			517
26	Cream sold *not* as butterfat	155,298	104	4,888	13,588	2,444	824	793
27	*Whole milk sold*	20,549,537	28,646	474,089	1,966,661	77,165	70,791	569,912
28	Butter churned	288,243	2,337	7,330	14,332	3,056	826	9,921
29	Wool shorn (unwashed)	13,758	6	51	861	63	18	433
30	Mohair and kid hair clipped (unwashed)	17					2	
31	Poultry raised, total value	11,858,043	1,050,716	327,995	750,173	216,535	224,965	1,728,101
32	Chickens	11,263,383	894,120	323,861	708,574	214,501	221,924	1,672,370
33	Turkeys	151,093	2,024	134	20,924	698	2,014	5,871
34	Ducks	374,265	151,983	3,335	17,307	860	350	37,834
35	Geese	69,302	2,589	665	5,368	476	677	12,017
	Chicken products:							
36	Chicken eggs produced	15,306,486	1,286,617	585,788	545,202	290,531	265,527	2,673,204
37	Chicken eggs sold	13,380,885	1,174,610	532,800	377,145	236,375	241,378	2,469,141
38	Chickens sold	6,263,356	487,694	161,890	513,450	107,407	103,992	960,770
39	*Honey produced*	56,763	368	1,275	2,727	294	269	2,194

ON FARMS, 1930; AND LIVESTOCK PRODUCTS, 1929

products are shown in Table IV]

Essex	Gloucester	Hudson	Hunterdon	Mercer	Middlesex	Monmouth	Morris	Ocean	Passaic	Salem	Somerset	Sussex	Union	Warren	
160	1,760	47	2,105	955	907	1,799	902	365	263	1,324	995	1,065	156	1,141	1
2,655	5,115	25	20,955	8,941	8,940	8,885	9,975	1,613	2,180	15,163	9,951	29,401	2,254	18,430	2
110	1,059	16	1,949	814	725	1,355	806	250	174	1,183	887	1,018	112	1,080	3
1,951	3,212	99	13,368	6,208	4,417	5,694	6,532	1,015	2,046	9,551	6,133	19,028	1,775	11,083	4
111	983	15	1,867	776	678	1,312	796	237	166	1,163	874	1,005	114	1,042	5
41	158	40	645	263	81	91	103	14	74	164	164	358	14	444	6
8	74	1	126	54	27	33	37	11	16	40	31	48	9	77	7
1,776	2,643	18	10,943	4,796	3,832	4,349	5,330	760	1,605	7,922	4,982	15,800	1,687	8,955	8
99	884	13	1,781	691	612	1,028	700	199	144	1,082	812	967	102	971	9
5,298	6,500	60	29,057	13,125	11,548	12,301	15,516	1,794	4,998	20,878	14,692	48,780	5,200	25,385	10
1,836,078	1,868,259	79,630	9,303,110	4,231,772	4,279,119	3,579,041	4,788,186	589,525	1,706,844	6,846,448	4,568,951	15,320,984	1,780,408	7,991,726	11
1,718,167	1,374,445	70,730	8,390,452	3,742,482	3,569,563	2,852,317	4,169,182	480,867	1,617,229	6,336,741	4,015,554	14,748,733	1,701,012	7,496,044	12
54	349	2	1,261	380	216	488	507	111	112	776	597	835	68	838	13
5,136	28,316	627	63,904	57,257	43,899	83,209	67,196	12,127	10,669	24,272	28,471	40,571	3,429	31,784	14
19	244	5	325	251	310	532	271	103	47	178	177	141	23	147	15
2,500	11,635	--------	28,805	34,116	9,499	19,118	36,035	2,301	5,656	9,611	13,663	24,930	555	16,980	16
5	74	--------	126	93	67	119	119	25	20	57	58	83	5	67	17
360	4,225	--------	1,220	3,250	2,295	--------	2,762	100	--------	3,700	3,925	--------	200	55	18
1	3	--------	5	5	6	--------	2	1	--------	2	2	--------	2	1	19
8,075	11,247	--------	2,103	884	12,233	2,521	4,580	163	150	1,139	6,046	1,128	886	2,007	20
7	7	--------	4	8	11	7	18	2	1	7	13	4	6	3	21
40	221	--------	2,950	543	206	593	894	15	44	82	1,702	784	4	2,397	22
3	9	--------	94	21	11	29	38	2	5	9	41	19	1	58	23
16	108	--------	1,310	243	80	258	394	1	17	27	791	319	1	980	24
1	6	--------	201	32	10	37	34	5	2	10	48	92	1	186	25
5	5	--------	227	46	13	81	85	--------	6	6	90	84	--------	282	26
18	102	--------	1,212	222	103	217	381	9	19	39	773	289	2	949	27
24	89	--------	1,572	280	105	193	506	5	26	21	922	428	--------	1,186	28
3	6	--------	76	19	8	14	35	1	3	2	32	19	--------	52	29
115	538	--------	9,589	1,795	722	1,305	2,937	10	120	155	5,230	2,630	--------	7,292	30
1	136	--------	85	86	71	60	46	121	24	133	126	40	2	42	31
--------	13	--------	8	1	3	15	4	2	2	9	--------	--------	--------	1	32
1	123	--------	77	85	68	45	42	119	22	124	126	40	2	41	33
--------	2	--------	--------	--------	--------	4	--------	--------	--------	--------	1	--------	--------	--------	34
--------	10	--------	--------	--------	--------	20	--------	--------	--------	--------	2	--------	--------	--------	35
--------	4	--------	3	3	--------	2	5	--------	--------	1	1	--------	--------	2	36
187	443	--------	1,406	380	423	655	1,107	111	190	165	872	1,386	66	1,230	37
11	63	--------	179	72	66	77	125	15	16	35	113	159	11	114	38
4,860	3,300	--------	53,673	7,251	9,003	15,786	22,974	1,456	6,380	1,392	32,860	19,604	820	30,678	39
294	1,942	--------	2,573	2,189	839	9,855	798	2,050	258	1,895	1,451	146	77	577	40
11	88	--------	173	98	44	245	41	43	2	74	88	26	7	41	41
228	5,716	137	16,295	7,375	3,211	11,054	23,631	18,369	374	18,104	6,554	2,928	949	3,022	42
11	253	13	502	229	125	200	171	88	17	371	214	180	28	188	43
144	706	100	4,772	1,660	583	1,059	778	360	36	1,484	1,398	637	149	1,711	44
13	90	10	351	128	67	109	98	40	3	108	142	85	14	137	45

STOCK, 1930; AND VALUE OF LIVESTOCK PRODUCTS, 1929

Essex	Gloucester	Hudson	Hunterdon	Mercer	Middlesex	Monmouth	Morris	Ocean	Passaic	Salem	Somerset	Sussex	Union	Warren	
Dollars	*Dollars*	*Dollars*	*Dollars*	*Dollars*	*Dollars*	*Dollars*	*Dollars*	*Dollars*	*Dollars*	*Dollars*	*Dollars*	*Dollars*	*Dollars*	*Dollars*	
402,540	7,047,716	172,629	2,481,943	2,533,717	2,919,984	6,828,129	1,119,559	455,331	566,664	5,118,032	1,220,991	1,701,828	261,878	2,105,771	1
1,644	350,196	--------	1,163,596	516,905	348,999	737,082	162,787	92,007	1,736	975,960	428,095	211,605	8,968	771,249	2
--------	28,203	18,000	1,539	873	464	4,690	2,644	540	--------	7,798	1,118	480	--------	396	3
36,187	344,023	41	878,254	414,371	354,724	541,698	413,591	57,335	42,754	609,364	488,291	1,206,734	19,110	702,906	4
337,683	5,236,806	154,448	148,214	1,416,972	1,809,026	4,272,807	328,758	124,977	480,899	3,301,756	109,029	147,027	191,104	502,193	5
19,101	879,525	--------	172,221	134,004	346,666	1,141,551	143,452	150,740	23,924	154,162	124,789	74,998	33,880	76,454	6
--------	--------	--------	--------	--------	--------	--------	6	--------	--------	400	--------	44	--------	--------	7
7,925	208,963	140	118,119	50,592	60,105	130,301	68,321	29,732	17,351	68,592	69,669	60,940	8,816	52,573	8
313,949	79,351	123,884	10,712	156,612	68,097	382,376	83,461	2,901	82,188	12,470	137,090	6,000	671,386	20,083	9
271,808	83,885	142,556	18,200	99,896	51,803	289,453	644,689	7,391	123,635	8,025	236,645	3	1,232,320	69,580	10
2,854	38,050	--------	63,068	25,274	21,201	104,659	56,150	19,142	7,172	42,683	31,889	109,600	2,966	57,991	11
363,989	1,532,218	807,922	3,367,857	1,443,936	1,280,828	1,926,176	1,460,859	499,338	422,716	2,231,014	1,546,593	3,535,755	345,597	2,389,800	12
316,943	1,240,683	805,494	2,723,882	1,244,236	1,109,048	1,525,880	1,247,644	229,590	314,405	2,038,248	1,219,451	3,302,180	295,015	2,155,906	13
26,850	405,157	1,103	488,778	270,384	234,218	548,810	175,092	50,932	38,889	452,004	218,240	276,920	29,478	305,908	14
726	56,684	--------	19,005	16,292	12,526	35,723	4,840	6,503	726	35,750	7,741	5,387	363	13,189	15
--------	360	--------	270	270	--------	180	450	--------	--------	90	90	--------	--------	180	16
278,634	501,824	3,024	2,105,026	902,174	826,394	861,410	995,261	152,801	243,753	1,501,506	942,638	2,980,131	255,257	1,763,829	17
10,328	273,938	801,367	81,228	49,421	33,455	73,770	62,932	18,507	30,426	47,396	33,856	31,623	9,860	48,662	18
398	2,030	--------	29,039	5,179	2,025	5,652	8,764	180	440	830	16,105	7,859	44	23,872	19
7	690	--------	536	516	430	335	305	667	171	672	781	260	13	266	20
45,830	289,231	2,428	635,539	197,610	169,453	396,824	206,241	269,171	107,076	191,941	321,910	224,843	50,186	226,514	21
1,216	2,304	--------	8,436	2,090	2,327	3,472	6,974	577	1,235	825	5,232	8,732	396	7,380	22
502,723	408,198	19,804	2,369,570	1,068,447	1,035,841	814,320	1,197,838	136,227	456,069	1,720,477	1,148,088	4,145,010	478,877	2,112,294	23
1,275	5,701	--------	14,691	16,717	4,655	9,368	18,378	1,127	2,885	4,709	6,695	12,714	283	8,660	24
173	2,155	--------	610	1,625	1,125	--------	1,326	49	--------	1,887	1,923	--------	96	26	25
20,188	29,242	--------	4,942	2,210	30,583	6,303	10,763	408	360	2,961	15,115	2,651	2,215	4,716	26
481,087	371,100	19,804	2,349,327	1,047,895	999,478	798,649	1,167,371	134,643	452,824	1,710,920	1,124,355	4,129,645	476,283	2,098,892	27
2,619	13,875	320	32,591	28,056	21,511	40,772	34,270	5,942	5,441	11,893	13,951	20,691	1,749	16,210	28
44	204	--------	3,644	682	274	496	1,116	4	46	59	1,987	999	--------	2,771	29
--------	5	--------	--------	--------	--------	9	--------	--------	--------	--------	1	--------	--------	--------	30
107,460	678,758	4,589	1,222,121	496,095	415,748	1,057,306	459,604	723,637	215,443	616,293	673,487	368,515	143,485	377,037	31
105,224	659,663	4,078	1,172,017	470,309	405,490	992,342	420,198	688,003	213,532	578,326	653,155	361,750	141,206	364,731	32
1,455	9,225	--------	12,736	10,398	3,985	46,811	3,950	9,738	1,277	9,001	6,892	723	381	2,856	33
342	7,717	206	22,813	10,325	4,495	14,923	33,083	24,798	524	24,440	9,176	4,099	1,424	4,231	34
430	2,153	305	14,555	5,063	1,778	3,230	2,373	1,098	110	4,526	4,264	1,943	454	5,219	35
149,055	716,683	7,448	1,672,806	580,338	541,014	1,326,629	555,460	845,220	361,193	465,176	976,812	671,765	146,011	644,007	36
131,764	609,394	3,431	1,478,618	502,275	476,512	1,126,678	460,009	759,536	322,684	381,157	858,587	574,970	125,349	538,472	37
49,600	363,189	753	599,564	273,217	220,182	586,061	210,356	400,133	107,049	374,959	326,215	165,706	83,152	168,017	38
1,147	825	--------	12,667	1,711	2,125	3,725	5,422	344	1,506	348	7,755	4,627	194	7,240	39

COUNTY TABLE XI.—FARM MORTGAGE DEBT, 1930; AND CHARGES ON MORTGAGE DEBT, AND TAXES, 1929

	ITEM (See definitions in Introduction)		THE STATE	Atlantic	Bergen	Burlington	Camden
	FARM MORTGAGE DEBT, 1930						
1	All farms operated by owners	number	20,771	1,479	690	1,459	753
2	Free from mortgage debt	number	9,316	752	293	669	371
3	Mortgaged	number	10,663	651	364	776	367
4	Proportion of farms mortgaged	per cent	51.3	44.0	52.8	53.2	48.7
5	No mortgage report	number	792	76	33	14	15
6	Farms operated by full owners	number	19,564	1,409	640	1,353	679
7	Free from mortgage debt	number	8,818	717	275	625	343
8		acres	496,162	20,518	6,230	43,081	10,747
9	Value of land and buildings	dollars	85,351,910	5,245,948	6,963,950	5,460,723	2,549,900
10	Mortgaged (amount of debt reported)	number	9,920	616	329	716	327
11		acres	595,525	13,404	4,909	62,004	9,264
12	Value of land and buildings	dollars	106,900,558	4,550,646	7,254,755	7,595,726	2,594,855
13	Amount of mortgage debt	dollars	39,796,619	1,477,634	2,118,075	3,447,835	956,236
14	Ratio of debt to value	per cent	37.23	32.47	29.20	45.39	36.85
15	Average value per farm (land and buildings)	dollars	10,776	7,387	22,051	10,609	7,935
16	Average amount of mortgage debt, per farm	dollars	4,012	2,399	6,438	4,815	2,924
17	Average value per acre (land and buildings)	dollars	179.51	339.50	1,477.85	122.50	280.10
18	Average amount of mortgage debt, per acre	dollars	66.83	110.24	431.47	55.61	103.22
19	Mortgaged (amount of debt not reported)	number	84	----------	3	4	----------
20		acres	5,992	----------	69	184	----------
21	Value of land and buildings	dollars	1,089,530	----------	113,000	28,500	----------
22	No mortgage report	number	742	76	33	8	9
	Farms operated by full owners owning no other farm land:						
23	Reporting both mortgage debt and charges	number	9,258	570	309	665	314
24		acres	549,028	12,388	4,414	56,361	8,350
25	Value of land and buildings	dollars	97,137,768	4,178,635	6,485,655	6,706,576	2,091,705
26	Amount of mortgage debt	dollars	36,383,465	1,360,534	1,912,200	3,101,051	813,536
27	Ratio of debt to value	per cent	37.46	32.56	29.48	46.24	38.89
28	Charges on mortgage debt (interest, etc.), 1929	dollars	2,248,212	101,885	119,707	191,392	47,813
29	Ratio of charges to debt	per cent	6.18	7.49	6.26	6.17	5.88
	FARM TAXES, 1929						
30	Farms operated by full owners	number	19,564	1,409	640	1,353	679
31	Reporting both total taxes and real-estate taxes	number	16,554	1,095	575	1,280	669
32		per cent reporting	84.6	77.7	89.8	94.6	98.5
33		acres	975,895	25,842	11,206	100,749	20,080
34	Taxes on all farm property	dollars	3,141,199	91,060	185,515	279,793	107,113
35	Value of land and buildings	dollars	172,176,545	8,095,769	13,094,135	12,442,848	5,125,855
36	Taxes on land and buildings only	dollars	2,745,421	85,483	169,607	251,317	95,301
37	Average, per acre	dollars	2.81	3.31	15.14	2.49	4.75
38	Ratio of taxes to value	per cent	1.59	1.06	1.30	2.02	1.86
39	Farms operated by full owners owning no other farm land:						
40	Reporting both total taxes and real-estate taxes	number	15,359	1,018	534	1,200	641
		acres	891,305	24,159	9,570	93,214	18,630
41	Taxes on all farm property	dollars	2,830,534	83,918	166,626	251,433	94,124
42	Value of land and buildings	dollars	155,924,108	7,493,669	11,962,405	11,245,323	4,522,205
43	Taxes on land and buildings only	dollars	2,474,617	78,753	151,194	227,186	84,261
44	Ratio of taxes to value	per cent	1.59	1.05	1.26	2.02	1.86

	ITEM (See definitions in Introduction)		Cape May	Cumberland	Essex	Gloucester	Hudson
	FARM MORTGAGE DEBT, 1930						
1	All farms operated by owners	number	345	2,265	202	1,974	46
2	Free from mortgage debt	number	179	846	96	859	13
3	Mortgaged	number	130	1,342	100	1,101	28
4	Proportion of farms mortgaged	per cent	37.7	59.2	49.5	55.8	60.9
5	No mortgage report	number	36	77	6	14	5
6	Farms operated by full owners	number	299	2,133	179	1,850	45
7	Free from mortgage debt	number	152	792	89	812	13
8		acres	8,593	35,341	2,430	34,935	50
9	Value of land and buildings	dollars	832,670	5,197,686	2,617,070	5,484,955	233,500
10	Mortgaged (amount of debt reported)	number	111	1,257	83	1,026	27
11		acres	9,934	44,745	1,486	49,648	110
12	Value of land and buildings	dollars	808,850	9,426,330	2,299,300	7,853,850	830,300
13	Amount of mortgage debt	dollars	248,570	3,549,039	656,380	3,477,153	217,400
14	Ratio of debt to value	per cent	30.73	37.65	28.55	44.27	26.18
15	Average value per farm (land and buildings)	dollars	7,287	7,499	27,702	7,655	30,752
16	Average amount of mortgage debt, per farm	dollars	2,239	2,823	7,908	3,389	8,052
17	Average value per acre (land and buildings)	dollars	81.42	210.67	1,547.31	158.19	7,548.18
18	Average amount of mortgage debt, per acre	dollars	25.02	79.32	441.71	70.04	1,976.36
19	Mortgaged (amount of debt not reported)	number	1	10	1	1	----------
20		acres	82	416	8	63	----------
21	Value of land and buildings	dollars	4,000	113,300	16,000	7,000	----------
22	No mortgage report	number	35	74	6	11	5
	Farms operated by full owners owning no other farm land:						
23	Reporting both mortgage debt and charges	number	105	1,175	77	969	25
24		acres	9,364	41,430	1,346	47,304	99
25	Value of land and buildings	dollars	742,350	8,865,080	2,036,100	7,444,450	610,300
26	Amount of mortgage debt	dollars	228,870	3,331,037	574,180	3,298,937	188,400
27	Ratio of debt to value	per cent	30.83	37.57	28.20	44.31	30.87
28	Charges on mortgage debt (interest, etc.), 1929	dollars	13,518	207,360	36,285	205,525	11,881
29	Ratio of charges to debt	per cent	5.91	6.23	6.32	6.23	6.04
	FARM TAXES, 1929						
30	Farms operated by full owners	number	299	2,133	179	1,850	45
31	Reporting both total taxes and real-estate taxes	number	223	1,681	171	1,804	37
32		per cent reporting	74.6	78.8	95.5	97.5	82.2
33		acres	16,525	61,945	4,007	83,430	149
34	Taxes on all farm property	dollars	19,992	208,250	80,065	336,611	14,119
35	Value of land and buildings	dollars	1,378,300	12,512,170	4,784,370	13,162,955	1,000,300
36	Taxes on land and buildings only	dollars	18,557	182,454	73,663	290,768	13,769
37	Average, per acre	dollars	1.12	2.95	18.38	3.49	92.41
38	Ratio of taxes to value	per cent	1.35	1.46	1.54	2.21	1.38
	Farms operated by full owners owning no other farm land:						
39	Reporting both total taxes and real-estate taxes	number	198	1,536	157	1,686	35
40		acres	14,628	54,832	3,652	77,389	134
41	Taxes on all farm property	dollars	16,964	186,424	73,432	311,098	10,591
42	Value of land and buildings	dollars	1,190,000	11,443,370	4,362,370	12,290,005	760,300
43	Taxes on land and buildings only	dollars	15,861	163,038	67,384	269,617	10,241
44	Ratio of taxes to value	per cent	1.33	1.42	1.54	2.19	1.35

COUNTY TABLE XI.—FARM MORTGAGE DEBT, 1930; AND CHARGES ON MORTGAGE DEBT, AND TAXES, 1929—Continued

	ITEM (See definitions in Introduction)	Hunterdon	Mercer	Middlesex	Monmouth	Morris	Ocean
	FARM MORTGAGE DEBT, 1930						
1	All farms operated by owners ... number	2,040	896	939	1,829	908	575
2	Free from mortgage debt ... number	873	330	378	915	476	317
3	Mortgaged ... number	1,106	523	502	880	378	233
4	Proportion of farms mortgaged ... per cent	54.2	58.4	53.5	48.1	41.6	40.5
5	No mortgage report ... number	61	43	59	34	54	25
6	Farms operated by full owners ... number	1,988	822	870	1,728	858	557
7	Free from mortgage debt ... number	849	304	351	877	460	309
8	... acres	58,036	20,444	18,123	44,639	32,413	12,647
9	Value of land and buildings ... dollars	5,665,620	3,645,040	3,989,343	9,256,403	6,675,350	2,075,820
10	Mortgaged (amount of debt reported) ... number	1,077	471	456	807	344	222
11	... acres	82,073	33,835	26,334	54,015	23,979	10,024
12	Value of land and buildings ... dollars	8,079,780	5,868,054	5,573,594	10,867,959	5,869,271	2,501,615
13	Amount of mortgage debt ... dollars	3,360,588	2,266,038	2,018,714	4,014,835	1,728,313	834,430
14	Ratio of debt to value ... per cent	41.59	38.62	36.22	36.94	29.45	33.36
15	Average value per farm (land and buildings) ... dollars	7,502	12,459	12,223	13,467	17,062	11,269
16	Average amount of mortgage debt, per farm ... dollars	3,120	4,811	4,427	4,975	5,024	3,759
17	Average value per acre (land and buildings) ... dollars	98.45	173.43	211.65	201.20	244.77	249.56
18	Average amount of mortgage debt, per acre ... dollars	40.95	66.97	76.66	74.33	72.08	83.24
19	Mortgaged (amount of debt not reported) ... number	4	9	6	15	4	3
20	... acres	456	562	315	1,164	481	106
21	Value of land and buildings ... dollars	54,500	139,400	60,000	132,230	162,000	29,000
22	No mortgage report ... number	58	38	57	29	50	23
	Farms operated by full owners owning no other farm land:						
23	Reporting both mortgage debt and charges ... number	960	451	432	748	327	206
24	... acres	73,026	32,378	24,762	49,557	22,474	8,801
25	Value of land and buildings ... dollars	7,239,280	5,623,554	5,207,586	10,035,959	5,537,271	2,159,835
26	Amount of mortgage debt ... dollars	3,010,412	2,156,088	1,830,544	3,658,135	1,619,563	761,336
27	Ratio of debt to value ... per cent	41.58	38.34	35.15	36.45	29.25	35.25
28	Charges on mortgage debt (interest, etc.), 1929 ... dollars	175,762	136,654	108,104	229,390	99,014	46,261
29	Ratio of charges to debt ... per cent	5.84	6.34	5.91	6.27	6.11	6.08
	FARM TAXES, 1929						
30	Farms operated by full owners ... number	1,988	822	870	1,728	858	557
31	Reporting both total taxes and real-estate taxes ... number	1,610	737	433	1,489	734	387
32	... per cent reporting	81.0	89.7	49.8	86.2	85.5	69.5
33	... acres	118,814	52,703	25,273	88,526	51,500	18,695
34	Taxes on all farm property ... dollars	272,827	185,777	98,077	272,544	147,582	32,837
35	Value of land and buildings ... dollars	11,589,590	8,841,894	5,917,726	18,010,667	11,231,551	3,407,785
36	Taxes on land and buildings only ... dollars	225,538	163,703	90,676	231,548	134,977	28,657
37	Average, per acre ... dollars	1.90	3.11	3.59	2.62	2.62	1.53
38	Ratio of taxes to value ... per cent	1.95	1.85	1.53	1.29	1.20	0.84
	Farms operated by full owners owning no other farm land:						
39	Reporting both total taxes and real-estate taxes ... number	1,509	697	400	1,415	682	357
40	... acres	110,819	49,317	23,155	82,289	47,590	15,810
41	Taxes on all farm property ... dollars	253,070	174,622	83,677	249,314	131,245	28,599
42	Value of land and buildings ... dollars	10,832,190	8,355,844	5,173,910	16,430,667	10,043,551	2,988,385
43	Taxes on land and buildings only ... dollars	209,257	153,594	77,656	212,296	120,775	25,211
44	Ratio of taxes to value ... per cent	1.93	1.84	1.50	1.29	1.20	0.84

	ITEM (See definitions in Introduction)	Passaic	Salem	Somerset	Sussex	Union	Warren
	FARM MORTGAGE DEBT, 1930						
1	All farms operated by owners ... number	351	982	1,051	841	247	899
2	Free from mortgage debt ... number	174	427	382	399	97	470
3	Mortgaged ... number	147	516	641	392	122	364
4	Proportion of farms mortgaged ... per cent	41.9	52.5	61.0	46.6	49.4	40.5
5	No mortgage report ... number	30	39	28	50	28	65
6	Farms operated by full owners ... number	333	930	987	813	229	862
7	Free from mortgage debt ... number	164	405	360	381	86	454
8	... acres	6,031	29,726	23,897	45,030	1,571	41,680
9	Value of land and buildings ... dollars	2,881,350	2,580,726	5,612,078	3,306,400	2,336,950	2,740,428
10	Mortgaged (amount of debt reported) ... number	126	486	597	385	116	341
11	... acres	2,119	40,732	37,494	52,404	1,794	35,218
12	Value of land and buildings ... dollars	2,521,900	3,682,300	8,153,157	4,037,600	4,109,616	2,421,100
13	Amount of mortgage debt ... dollars	685,565	1,838,807	2,955,006	1,438,906	1,481,059	1,026,036
14	Ratio of debt to value ... per cent	27.18	49.94	36.24	35.64	36.04	42.38
15	Average value per farm (land and buildings) ... dollars	20,015	7,577	13,657	10,487	35,428	7,100
16	Average amount of mortgage debt, per farm ... dollars	5,441	3,784	4,950	3,737	12,768	3,009
17	Average value per acre (land and buildings) ... dollars	1,190.14	90.40	217.45	77.05	2,290.76	68.75
18	Average amount of mortgage debt, per acre ... dollars	323.53	45.14	78.81	27.46	825.56	29.13
19	Mortgaged (amount of debt not reported) ... number	13	2	4	1	----------	3
20	... acres	816	964	103	1	----------	202
21	Value of land and buildings ... dollars	145,000	50,000	19,000	4,000	----------	12,600
22	No mortgage report ... number	30	37	26	46	27	64
	Farms operated by full owners owning no other farm land:						
23	Reporting both mortgage debt and charges ... number	120	430	576	368	107	324
24	... acres	2,012	36,079	36,169	48,396	1,486	32,832
25	Value of land and buildings ... dollars	2,413,900	3,265,800	7,853,857	3,670,900	2,680,875	2,288,100
26	Amount of mortgage debt ... dollars	641,065	1,619,907	2,856,778	1,367,306	1,086,450	967,136
27	Ratio of debt to value ... per cent	26.56	49.60	36.37	37.25	40.53	42.27
28	Charges on mortgage debt (interest, etc.), 1929 ... dollars	39,351	96,037	168,715	81,713	76,874	55,471
29	Ratio of charges to debt ... per cent	6.14	5.93	5.91	5.98	7.08	5.74
	FARM TAXES, 1929						
30	Farms operated by full owners ... number	333	930	987	813	229	862
31	Reporting both total taxes and real-estate taxes ... number	305	737	905	724	182	776
32	... per cent reporting	91.6	79.2	91.7	89.1	79.5	90.0
33	... acres	8,762	61,830	57,367	90,771	3,142	74,579
34	Taxes on all farm property ... dollars	78,373	144,350	189,720	169,023	92,370	135,201
35	Value of land and buildings ... dollars	5,748,450	5,309,351	12,746,535	6,835,850	6,024,266	4,916,178
36	Taxes on land and buildings only ... dollars	73,323	120,732	168,677	139,950	79,741	106,980
37	Average, per acre ... dollars	8.37	1.95	2.94	1.54	25.38	1.43
38	Ratio of taxes to value ... per cent	1.28	2.27	1.32	2.05	1.32	2.18
	Farms operated by full owners owning no other farm land:						
39	Reporting both total taxes and real-estate taxes ... number	277	659	853	649	165	691
40	... acres	8,379	55,166	53,463	80,350	2,601	66,158
41	Taxes on all farm property ... dollars	69,474	128,266	177,781	150,029	70,701	119,146
42	Value of land and buildings ... dollars	5,114,950	4,711,076	12,022,335	6,081,100	4,514,525	4,385,928
43	Taxes on land and buildings only ... dollars	64,747	107,293	158,292	124,012	59,467	94,542
44	Ratio of taxes to value ... per cent	1.27	2.28	1.32	2.04	1.32	2.16

COUNTY TABLE XII.—COOPERATIVE MARKETING AND FARM EXPENDITURES, 1929; FARM MACHINERY, 1920; TENANTS RELATED TO LANDLORD AND CASH RENT PAID, 1930; AND

	ITEM (See definitions in Introduction)	THE STATE	Atlantic	Bergen	Burlington	Camden	Cape May
	COOPERATIVE MARKETING, 1929						
	Cooperative marketing:						
1	Value of farm products sold ... dollars	5,271,712	371,015	145,539	799,893	122,366	70,464
2	farms reporting	1,750	165	26	177	34	30
3	Value of farm supplies purchased ... dollars	1,785,290	242,293	31,265	373,894	34,304	20,750
4	farms reporting	1,899	206	35	334	20	40
5	Value of all farm products [1] on farms reporting cooperative sales ... dollars	8,466,514	423,828	158,848	1,804,354	208,482	102,013
	FARM EXPENDITURES, 1929						
	Expenditures for—						
6	Feed (hay, grain, mill feed, etc., "not raised on this farm") ... dollars	20,828,368	1,163,730	867,710	1,396,411	355,219	236,630
7	farms reporting	20,970	1,315	644	1,637	706	312
8	Fertilizer (including commercial fertilizer, manure, marl, lime, and ground limestone) ... dollars	6,583,368	264,870	217,013	685,992	239,470	50,174
9	farms reporting	16,948	954	419	1,493	651	268
10	Commercial fertilizer (quantity purchased) ... tons	162,361	5,986	3,641	16,501	5,726	1,289
11	farms reporting	16,913	952	418	1,491	651	268
12	Farm labor, exclusive of housework (cash) ... dollars	17,552,491	368,591	904,720	2,524,376	428,083	116,092
13	farms reporting	14,648	604	457	1,357	497	189
14	Days of labor employed ... number	5,636,346	114,873	237,435	840,435	160,168	39,164
15	Farm implements and machinery (including automobiles, trucks, tractors, etc.) ... dollars	5,409,483	184,002	198,082	585,148	124,474	53,563
16	farms reporting	9,880	441	288	899	318	131
17	Electric light and power (paid to a power company) ... dollars	920,335	49,165	55,981	59,181	32,879	11,300
18	farms reporting	10,968	867	645	602	497	209
	FARM MACHINERY, FACILITIES, AND ROADS, 1930						
	Farm machinery:						
19	Automobiles ... number	22,371	966	726	2,056	629	295
20	farms reporting	17,782	862	543	1,500	533	245
21	Motor trucks ... number	14,753	877	567	1,439	435	241
22	farms reporting	12,504	778	416	1,166	367	201
23	Tractors ... number	8,088	296	276	932	198	97
24	farms reporting	7,241	263	227	837	159	88
25	Electric motors for farm work ... number	5,879	486	242	443	141	69
26	farms reporting	4,102	422	164	282	98	56
27	Stationary gas engines ... number	9,036	307	129	874	132	65
28	farms reporting	6,963	262	108	618	104	50
	Farm facilities:						
29	Telephones ... farms reporting	10,373	373	529	1,000	236	162
30	Water piped into farmer's dwelling house ... farms reporting	12,359	752	647	800	294	170
31	Water piped into bathroom ... farms reporting	8,162	445	528	619	193	97
32	Farmer's dwelling house lighted by electricity ... farms reporting	13,441	1,053	732	782	564	246
	Kind of road:						
33	All farms ... number	25,378	1,572	811	1,948	882	383
	Farms located on—						
34	Concrete road ... number	3,046	141	30	79	121	142
35	Brick road ... number	5					
36	Asphalt road ... number	930	60	117	158	17	3
37	Macadam road ... number	4,548	191	478	447	128	68
38	Gravel road ... number	6,805	680	24	410	446	80
39	Sand-clay road ... number	184	2	3	12	3	2
40	Improved dirt road ... number	2,363	148	43	164	40	21
41	Unimproved dirt road ... number	6,472	281	93	572	105	37
42	All other (including not reported) ... number	1,025	69	23	106	22	30
	LAND OWNED AND RENTED BY PART OWNERS, 1930						
43	All land in farms operated by part owners ... acres	99,515	2,452	2,393	12,077	4,328	3,381
44	Owned and operated by part owners ... acres	62,304	1,721	1,496	7,491	3,070	1,898
45	Rented and operated by part owners ... acres	37,211	731	897	4,586	1,258	1,483
	TENANCY						
46	Proportion of tenancy ... 1930 ... per cent	15.6	5.0	12.7	21.7	13.5	9.1
47	1925 ... per cent	15.9	3.5	9.3	23.4	9.2	9.4
48	1920 ... per cent	23.0	7.2	18.9	26.7	22.9	11.0
	TENANTS RELATED TO LANDLORD AND CASH RENT PAID, 1930						
49	All tenants ... number	3,948	78	103	422	119	35
50	Tenants related to landlord ... number	957	18	29	111	24	8
51	Proportion of all tenants ... per cent	24.2	23.1	28.2	26.3	20.2	22.9
52	Cash tenants ... number	2,049	60	88	287	91	28
53	Cash tenants related to landlord ... number	437	17	26	60	16	5
54	Proportion of all cash tenants ... per cent	21.3	28.3	29.5	20.9	17.6	17.9
55	Cash tenants reporting amount of rent ... number	2,030	59	87	286	91	28
56	Related to landlord ... number	433	17	25	60	16	5
57	land in farms ... acres	31,693	441	621	5,438	736	267
58	rent per year, total ... dollars	218,151	7,100	19,590	34,671	5,491	1,625
59	average rent per farm ... dollars	504	418	784	578	343	325
60	average rent per acre ... dollars	6.88	16.10	31.55	6.38	7.46	6.09
61	Not related to landlord ... number	1,342	39	53	174	72	15
62	land in farms ... acres	117,295	1,864	1,415	19,619	4,822	1,605
63	rent per year, total ... dollars	667,286	7,204	29,084	105,186	28,979	4,224
64	average rent per farm ... dollars	497	185	549	605	402	282
65	average rent per acre ... dollars	5.69	3.86	20.55	5.36	6.01	2.63
66	Relationship not reported ... number	255	3	9	52	3	8
67	All other tenants ... number	1,899	18	15	135	28	7
68	Other tenants related to landlord ... number	520	1	3	51	8	3
69	Proportion of all other tenants ... per cent	27.4	5.6	20.0	37.8	28.6	42.9
	MOVEMENT OF FARM POPULATION, APRIL 1, 1929, TO MARCH 31, 1930						
	Persons who moved—						
70	To farms from cities, villages, or other incorporated places ... number	4,667	101	205	487	221	26
71	farms reporting	1,510	35	53	138	65	11
72	From farms to cities, villages, or other incorporated places ... number	2,239	37	96	316	114	6
73	farms reporting	864	21	30	98	42	5

[1] Sold, traded, or consumed by operator's family.

FACILITIES, ROADS, AND LAND OWNED AND RENTED BY PART OWNERS, 1930; TENANCY, 1930, 1925, AND MOVEMENT OF FARM POPULATION, APRIL 1, 1929, TO MARCH 31, 1930

Cumberland	Essex	Gloucester	Hudson	Hunterdon	Mercer	Middlesex	Monmouth	Morris	Ocean	Passaic	Salem	Somerset	Sussex	Union	Warren	
593,702	12,625	562,916	256,568	384,192	301,458	200,116	314,912	53,043	166,719	79,153	192,970	167,121	161,868	204,315	110,757	1
274	6	255	12	170	114	58	84	24	35	18	86	70	39	21	52	2
43,789	8,885	67,062	27,784	77,380	93,875	72,944	149,419	49,332	10,723	12,845	102,294	188,498	79,143	47,375	50,536	3
94	6	127	9	149	163	65	154	47	20	10	114	166	43	16	81	4
988,579	15,621	710,648	258,593	628,376	543,442	323,672	421,105	105,845	197,398	93,917	562,068	280,091	230,967	210,160	198,507	5
2,215,777	517,620	1,043,965	58,261	2,068,240	835,813	1,009,096	1,263,295	1,216,058	639,335	568,539	956,781	1,023,936	2,058,181	540,886	792,875	6
2,182	202	1,814	63	2,027	935	861	1,705	995	497	359	1,245	1,086	1,073	190	1,122	7
887,650	60,813	1,029,033	16,730	190,307	385,225	414,348	861,255	121,732	39,966	72,988	651,500	145,962	70,591	74,519	103,221	8
1,709	148	1,679	31	1,569	887	824	1,656	614	319	174	1,279	844	481	164	785	9
22,633	1,494	23,247	234	6,544	10,762	12,299	21,039	2,974	815	1,093	15,747	3,421	1,868	1,598	3,450	10
1,693	148	1,679	29	1,569	886	822	1,656	614	315	174	1,279	843	479	162	785	11
1,439,589	488,395	1,632,829	340,968	595,653	774,411	1,280,075	1,665,297	1,112,881	168,286	339,095	935,804	654,972	581,772	782,665	417,997	12
1,426	164	1,305	71	1,094	748	628	1,381	634	301	221	1,115	734	807	177	738	13
519,902	137,257	484,663	91,028	217,098	288,533	372,171	495,736	289,706	49,423	104,797	368,310	222,206	240,788	190,297	172,356	14
396,346	75,463	532,861	57,697	407,237	290,399	319,879	490,475	258,349	72,194	96,678	351,396	270,125	267,325	94,799	282,991	15
936	87	930	44	930	490	421	883	411	174	176	679	522	519	97	504	16
99,914	23,016	68,552	8,541	48,306	46,642	48,910	73,938	64,644	20,704	23,320	29,970	66,774	31,127	33,488	23,963	17
1,313	207	1,105	61	620	398	484	930	635	304	287	355	647	275	194	333	18
1,968	246	1,943	73	2,025	1,124	991	2,172	995	520	400	1,467	1,251	1,170	211	1,143	19
1,705	175	1,600	54	1,635	878	775	1,729	745	421	291	1,177	911	902	163	938	20
1,227	254	1,450	111	919	672	732	1,403	590	287	317	952	597	832	227	624	21
1,094	156	1,227	61	830	600	608	1,243	474	248	240	845	483	752	150	565	22
504	80	628	1	880	549	400	831	354	90	156	448	553	320	66	429	23
415	69	550	1	820	482	360	763	316	85	125	421	508	293	58	401	24
800	110	545	9	284	267	274	460	303	109	159	286	391	239	116	146	25
527	60	430	5	187	167	185	354	180	97	119	204	252	155	61	97	26
807	29	571	--------	1,311	492	259	553	390	97	71	847	451	743	40	868	27
646	26	453	--------	1,007	377	207	410	329	80	66	651	372	514	31	652	28
1,188	168	810	43	571	597	456	1,051	537	175	227	673	590	496	191	300	29
1,294	190	943	64	1,164	603	470	1,024	775	279	314	402	828	623	208	515	30
890	163	689	57	466	396	347	736	528	225	238	292	571	267	182	233	31
1,526	209	1,385	63	833	508	577	1,145	733	378	342	534	760	430	221	420	32
2,587	247	2,347	76	2,465	1,131	1,096	2,228	1,128	630	412	1,426	1,258	1,155	285	1,311	33
349	51	444	2	165	168	166	388	75	74	48	148	119	71	55	210	34
1	--------	--------	--------	--------	2	1	--------	--------	--------	--------	--------	--------	--------	--------	1	35
118	94	83	1	3	24	46	15	38	7	72	11	3	12	48	--------	36
326	70	214	22	485	285	107	150	297	96	179	240	347	156	100	162	37
1,163	2	698	19	146	124	381	1,068	173	287	14	521	76	261	14	218	38
4	--------	3	--------	2	82	10	49	--------	8	--------	2	--------	1	--------	1	39
116	1	330	3	245	217	55	131	232	10	16	27	348	142	7	67	40
377	16	545	20	1,291	183	254	332	279	114	59	442	317	501	41	613	41
133	13	30	9	128	46	76	95	34	34	24	35	48	11	20	39	42
8,597	777	8,365	12	5,810	8,086	5,476	8,624	5,177	1,106	416	5,905	6,111	4,311	633	5,478	43
5,777	449	5,475	10	3,608	5,413	3,328	5,224	3,032	835	239	3,794	3,733	2,261	143	3,307	44
2,820	328	2,890	2	2,202	2,673	2,148	3,400	2,145	271	177	2,111	2,378	2,050	490	2,171	45
10.6	14.2	13.9	39.5	14.7	18.1	12.0	14.6	12.2	7.3	12.1	30.0	12.0	24.2	11.2	28.8	46
10.7	13.8	13.7	39.6	15.0	20.7	15.0	19.4	12.5	6.2	12.1	30.9	7.9	24.8	7.2	28.3	47
17.7	22.1	21.3	41.8	26.9	26.0	19.7	22.9	17.4	11.9	17.1	35.5	20.4	33.8	22.6	36.1	48
273	35	326	30	363	205	132	325	138	46	50	428	151	279	32	378	49
62	12	101	1	96	44	27	71	34	16	23	128	29	60	3	60	50
22.7	34.3	31.0	3.3	26.4	21.5	20.5	21.8	24.6	34.8	46.0	29.9	19.2	21.5	9.4	15.9	51
68	31	189	27	198	108	66	149	105	34	46	77	96	128	29	144	52
12	11	50	1	51	16	14	22	19	11	20	19	14	25	3	25	53
17.6	35.5	26.5	3.7	25.8	14.8	21.2	14.8	18.1	32.4	43.5	24.7	14.6	19.5	10.3	17.4	54
58	31	189	26	198	106	63	149	105	34	46	77	96	128	29	144	55
10	11	50	1	51	16	13	22	19	11	20	19	14	25	3	25	56
460	239	2,815	1	4,262	884	952	2,215	1,680	1,162	457	1,641	1,359	3,230	14	2,819	57
3,336	8,737	20,774	240	15,316	6,263	7,367	13,903	10,547	4,099	17,810	9,580	7,320	12,090	1,725	10,567	58
334	794	415	240	300	391	567	632	555	373	891	504	523	484	575	423	59
7.25	36.56	7.38	240.00	3.59	7.08	7.74	6.28	6.28	3.53	38.97	5.84	5.39	3.74	123.21	3.75	60
41	18	133	22	116	79	41	91	75	23	20	49	70	92	25	94	61
1,502	802	6,860	128	11,713	6,594	3,402	7,866	7,706	1,395	562	3,754	6,978	17,490	1,483	9,735	62
11,650	15,850	51,078	16,170	40,541	40,457	28,607	50,257	37,428	7,319	9,376	20,185	31,004	49,484	33,383	49,820	63
284	881	384	735	349	512	698	552	499	318	469	412	443	538	1,335	530	64
7.76	19.76	7.45	126.33	3.46	6.14	8.41	6.39	4.86	5.25	16.68	5.38	4.44	2.83	22.51	5.12	65
7	2	6	3	31	11	9	36	11	--------	6	9	12	11	1	25	66
205	4	137	3	165	97	66	176	33	12	4	351	55	151	3	234	67
50	1	51	--------	45	28	13	49	15	5	3	109	15	35	--------	35	68
24.4	25.0	37.2	--------	27.3	28.9	19.7	27.8	45.5	41.7	75.0	31.1	27.3	23.2	--------	15.0	69
316	79	343	16	581	212	228	336	266	73	77	179	425	244	116	136	70
112	20	128	2	176	81	71	101	103	33	31	69	116	84	32	49	71
229	45	156	20	244	120	96	108	115	22	47	60	169	159	41	39	72
81	12	66	3	94	48	32	49	63	15	23	36	55	62	13	16	73

PENNSYLVANIA

COUNTIES, PRINCIPAL CITIES, RIVERS, AND MOUNTAINS

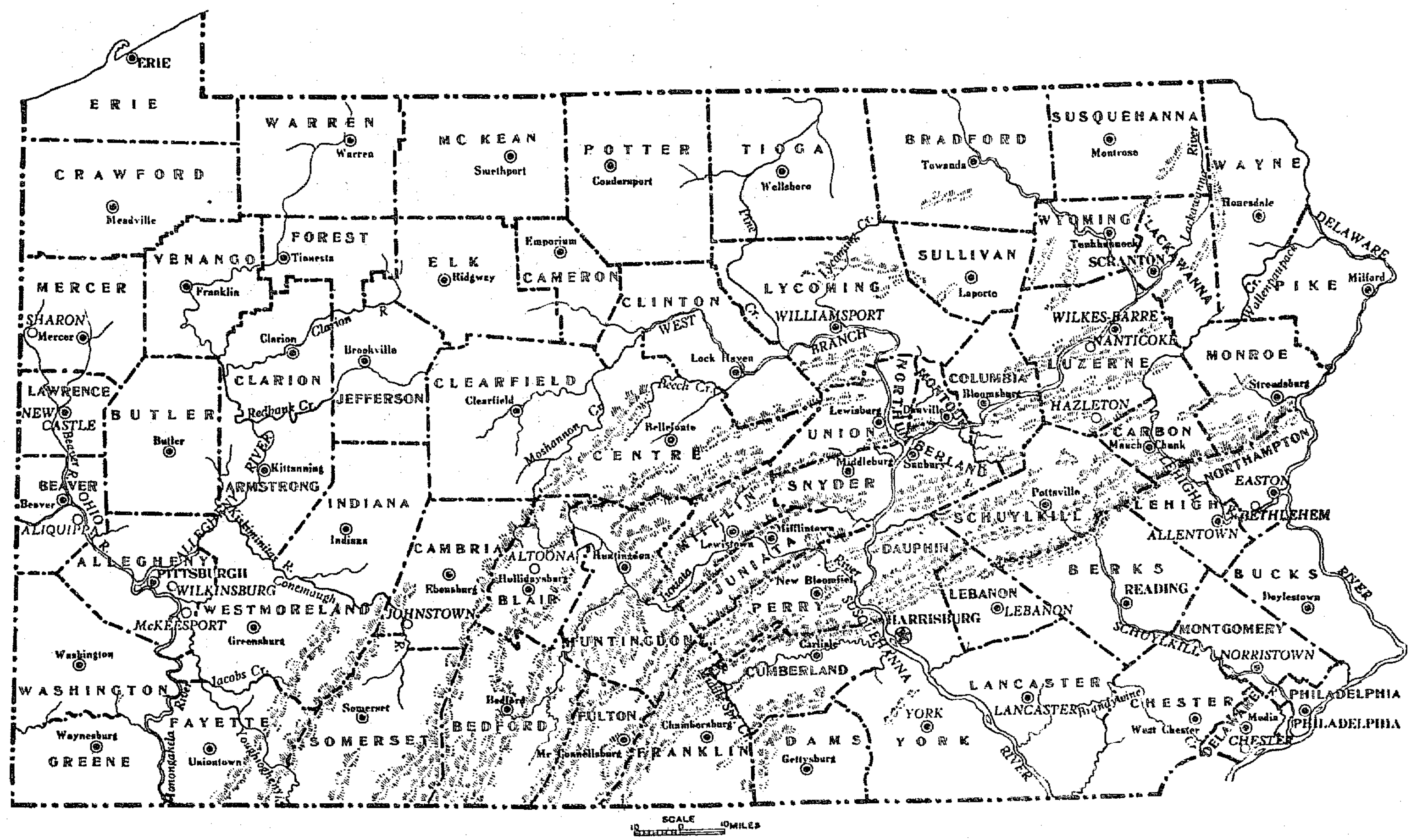

STATE TABLE 1.—FARMS AND FARM PROPERTY: 1930, 1925, 1920, 1910, AND 1900

[Figures not exactly comparable because of different dates of enumeration]

ITEM (See definitions in Introduction)	1930 (April 1)	1925 (January 1)	1920 (January 1)	1910 (April 15)	1900 (June 1)
Farms, total ... number	172,419	200,443	202,250	219,295	224,248
Operated by—					
Owners ... number	142,283	163,695	153,498	164,229	162,279
Full owners ... number	134,423	158,444	144,698	154,088	155,205
Part owners ... number	7,860	5,251	8,800	10,141	7,074
Managers ... number	2,742	1,791	4,490	3,961	3,703
Tenants ... number	27,394	34,957	44,262	51,105	58,266
Cash tenants ... number	10,111	11,053	[1] 15,220	[1] 18,940	[1] 23,737
Other tenants ... number	17,283	23,904	29,042	32,165	34,529
Approximate land area of State ... acres	28,692,480	28,692,480	28,692,480	28,692,480	28,692,480
Land in farms, total ... acres	15,309,485	16,296,468	17,657,513	18,586,832	19,371,015
In farms operated by—					
Owners ... acres	11,955,469	12,600,382	12,509,507	12,895,522	13,081,723
Full owners ... acres	10,995,127	11,963,149	11,519,885	(2)	12,230,903
Part owners ... acres	960,342	637,233	989,622	(2)	850,820
Managers ... acres	511,403	345,936	782,291	648,268	539,046
Tenants ... acres	2,842,613	3,350,150	4,365,715	5,043,042	5,750,246
Cash tenants ... acres	889,002	878,658	[1] 1,224,853	(2)	[1] 1,819,478
Other tenants ... acres	1,953,611	2,471,492	3,140,862	(2)	3,930,768
Value of specified farm property:					
Land and buildings ... dollars	1,203,017,645	1,170,171,554	1,326,752,028	1,041,068,755	893,272,750
Land, excluding buildings ... dollars	529,696,248	555,145,549	726,158,051	630,430,010	575,392,940
Buildings ... dollars	673,321,397	615,026,005	600,593,977	410,638,745	322,879,810
Implements and machinery ... dollars	154,756,206	140,652,293	163,826,365	70,726,055	50,917,240
Specified kinds of livestock:					
Horses ... number	311,739	409,565	505,966	549,756	590,981
Mules ... number	50,664	53,133	55,081	44,323	38,059
Cattle ... number	1,511,202	1,318,856	1,545,548	1,586,519	1,896,847
Milk cows ... number	761,273	859,711	885,855	787,861	943,773
Swine ... number	657,281	734,465	1,190,951	977,637	1,107,981
Chickens [3] ... number	15,446,514	17,306,493	14,503,468	11,895,903	[4] 10,553,106

[1] Includes renters paying a fixed quantity of products ("standing renters" prior to 1925).
[2] Figures not available.
[3] Over 3 months old, 1930, 1910, and 1900.
[4] Includes guinea fowls.

STATE TABLE 2.—SPECIFIED CROPS AND VEGETABLES HARVESTED FOR SALE; AND CHICKEN EGGS AND CHICKENS: 1929, 1924, 1919, 1909, AND 1899

ITEM (See definitions in Introduction)	1929	1924	1919	1909	1899
Specified crops:					
Corn harvested for grain ... acres	950,074	1,010,687	1,346,404	1,380,671	1,480,833
... bushels	35,294,020	36,761,347	61,450,012	41,494,237	51,869,780
Wheat threshed ... acres	987,100	1,113,818	1,424,951	1,225,558	1,514,043
... bushels	17,410,853	18,166,999	23,453,978	21,564,479	20,632,680
Oats threshed for grain ... acres	866,704	954,176	1,175,509	1,144,248	1,173,847
... bushels	22,921,194	32,123,832	29,183,172	28,172,686	37,242,810
Barley threshed ... acres	26,660	10,388	13,785	7,625	9,583
... bushels	570,633	264,391	261,847	136,239	197,178
Rye threshed ... acres	126,821	123,391	242,989	272,560	310,048
... bushels	1,653,997	1,733,385	3,208,003	3,496,603	3,944,750
Buckwheat threshed ... acres	171,586	206,964	249,654	292,728	249,840
... bushels	2,537,287	3,741,917	4,755,739	4,797,350	3,922,980
Hay ... acres	2,570,134	3,093,172	2,901,924	3,006,195	3,224,075
... tons	3,166,308	3,712,861	3,500,309	3,252,699	3,585,811
Tobacco ... acres	40,040	44,780	42,799	41,742	27,760
... pounds	50,584,276	56,353,741	55,965,851	46,164,800	41,502,620
Potatoes (Irish or white) ... acres	193,426	201,295	233,981	262,013	227,867
... bushels	20,756,447	22,244,041	22,051,185	21,740,611	21,769,472
Specified vegetables harvested for sale: [1]					
Asparagus ... acres	2,818	(2)	931	1,191	596
... value of crop ... dollars	555,468	(2)	226,041	174,965	(2)
Beans (snap or string) [3] ... acres	5,392	(2)	2,497	580	319
... value of crop ... dollars	508,144	(2)	344,904	47,207	(2)
Cabbages ... acres	8,242	7,597	7,718	5,679	10,851
... value of crop ... dollars	1,169,086	(2)	1,669,971	502,969	(2)
Cantaloupes and muskmelons ... acres	693	773	551	333	[4] 754
... value of crop ... dollars	106,886	(2)	99,664	31,556	(2)
Celery ... acres	1,493	(2)	1,379	1,096	561
... value of crop ... dollars	563,599	(2)	496,040	254,693	(2)
Corn, sweet ... acres	31,575	27,872	12,255	11,764	12,879
... value of crop ... dollars	1,826,808	(2)	1,751,533	507,736	(2)
Cucumbers ... acres	2,432	(2)	1,925	325	749
... value of crop ... dollars	378,981	(2)	391,239	33,192	(2)
Lettuce ... acres	747	862	807	156	174
... value of crop ... dollars	251,316	(2)	260,730	48,864	(2)
Onions (dry) ... acres	1,002	1,062	1,481	551	1,505
... value of crop ... dollars	182,551	(2)	465,180	107,307	216,646
Peas (green) ... acres	2,537	(2)	1,427	553	311
... value of crop ... dollars	274,055	(2)	173,329	29,750	(2)
Spinach ... acres	1,507	(2)	162	120	55
... value of crop ... dollars	393,501	(2)	23,021	14,273	(2)
Tomatoes ... acres	9,878	7,322	8,048	4,204	6,089
... value of crop ... dollars	1,339,191	(2)	1,539,970	412,519	(2)
Chicken eggs and chickens:					
Eggs produced [5] ... dozens	119,624,003	102,047,724	75,998,172	73,683,489	[6] 67,038,180
Eggs sold ... dozens	97,428,078	(2)	55,155,934	[6] 52,446,077	(2)
Chickens raised [5] ... number	25,640,160	19,346,285	15,663,745	16,348,429	(2)
Chickens sold ... number	13,310,130	(2)	6,757,710	[7] 8,046,401	(2)

[1] The data for 1909 are not comparable with other years; they include figures only for farms reporting 1 acre or more of vegetables raised for sale or for home use.
[2] Not reported.
[3] Including green Lima beans prior to 1929.
[4] Muskmelons.
[5] Including estimates for incomplete reports.
[6] Poultry eggs.
[7] Poultry of all kinds.

STATE TABLE 3.—TENANCY, VALUE OF FARM PROPERTY, FARM MORTGAGE DEBT, AND SPECIFIED KINDS OF LIVESTOCK: 1930, 1925, 1920, 1910, AND 1900

ITEM (See definitions in Introduction)	1930 (April 1)	1925 (January 1)	1920 (January 1)	1910 (April 15)	1900 (June 1)
Tenancy:					
All farms ... number	172,419	200,443	202,250	219,295	224,248
Proportion of all farms operated by tenants ... per cent	15.9	17.4	21.9	23.3	26.0
Value of farm property ... dollars	1,535,484,006	1,460,702,270	1,729,353,034	1,253,274,862	1,051,629,173
Land and buildings ... dollars	1,203,017,645	1,170,171,554	1,326,752,028	1,041,068,755	898,272,750
Implements and machinery ... dollars	154,756,206	140,652,293	163,826,365	70,726,055	50,917,240
Domestic animals, chickens, and bees [1] ... dollars	177,710,155	149,878,423	238,774,641	141,480,052	102,439,183
Farm mortgage debt:					
All farms operated by owners ... number	142,283	163,695	153,498	164,229	[2] 164,092
Free from mortgage debt ... number	85,616	(3)	93,804	112,156	107,512
Mortgaged ... number	48,208	38,787	48,498	50,699	51,271
Proportion of farms mortgaged ... per cent	33.9	23.7	31.6	30.9	31.2
No mortgage report ... number	8,459	(3)	11,196	1,374	5,309
Farms operated by full owners ... number	134,423	158,444	144,698	154,088	(3)
Mortgaged (amount of debt reported) ... number	44,915	37,248	44,410	44,999	(3)
... acres	3,858,545	3,033,437	(3)	(3)	(3)
Value of land and buildings ... dollars	310,942,821	216,152,119	256,577,347	176,168,359	(3)
Amount of mortgage debt ... dollars	122,744,578	88,817,992	87,741,155	61,539,433	(3)
Ratio of debt to value ... per cent	39.47	41.09	34.20	34.93	(3)
Average per mortgaged farm—					
Value of land and buildings ... dollars	6,923	5,803	5,777	3,915	(3)
Amount of mortgage debt ... dollars	2,733	2,385	1,976	1,368	(3)
Specified kinds of livestock:					
Sheep and lambs ... number	589,774	415,085	508,711	883,074	1,531,066
Goats and kids ... number	3,780	1,536	2,578	3,539	2,197
Asses and burros ... number	267	(3)	236	348	576
Bees (hives) ... number	110,495	(3)	122,419	124,815	161,670

[1] "All livestock," prior to 1930. [2] Farm homes occupied by their owners. [3] Not reported.

STATE TABLE 4.—COOPERATIVE MARKETING; AND SPECIFIED FARM EXPENDITURES, FRUITS, AND LIVESTOCK PRODUCTS: 1929, 1924, 1919, 1909, AND 1899

ITEM (See definitions in Introduction)	1929	1924	1919	1909	1899
Cooperative marketing:					
Value of farm products sold ... dollars	14,272,571	10,019,901	9,714,628	(1)	(1)
Value of farm supplies purchased ... dollars	3,677,293	2,492,431	1,828,966	(1)	(1)
Specified farm expenditures:					
Feed (hay, grain, mill feed, etc., "not raised on this farm") ... dollars	56,458,332	43,620,645	51,678,017	19,203,160	(1)
Fertilizer (including commercial fertilizer, manure, marl, lime, and ground limestone) ... dollars	12,113,421	11,189,476	15,628,341	6,801,605	4,685,920
Farm labor, exclusive of housework (cash) ... dollars	31,713,599	24,375,708	31,494,150	19,279,128	[2] 16,647,730
Specified fruits:					
Apples ... trees not of bearing age ... number	1,616,353	2,078,469	2,628,053	2,501,185	(1)
trees of bearing age ... number	6,244,104	6,726,473	6,988,594	8,000,456	11,774,211
bushels harvested	6,040,170	7,287,041	5,512,795	11,048,430	24,060,651
Cherries ... trees not of bearing age ... number	192,957	(1)	217,046	280,251	(1)
trees of bearing age ... number	600,889	(1)	951,924	1,075,031	956,273
bushels harvested	131,051	(1)	133,392	475,093	474,940
Peaches ... trees not of bearing age ... number	1,083,603	3,753,363	1,234,708	[3] 2,179,386	(1)
trees of bearing age ... number	2,362,904		3,563,726	[3] 2,383,027	[3] 3,521,930
bushels harvested	1,234,410	1,623,108	1,099,735	[3] 1,023,570	[3] 143,464
Pears ... trees not of bearing age ... number	123,340	855,634	237,643	382,180	(1)
trees of bearing age ... number	512,466		753,632	796,882	815,349
bushels harvested	195,459	(1)	420,960	378,825	434,177
Grapes ... vines not of bearing age ... number	445,331	7,779,280	402,271	1,022,811	(1)
vines of bearing age ... number	8,454,033		7,462,067	5,271,264	4,711,039
pounds harvested	43,323,126	(1)	42,681,090	34,020,198	47,125,437
Blackberries and dewberries ... acres	789	(1)	1,476	1,235	1,383
... quarts	411,722	(1)	851,606	1,063,257	1,995,070
Raspberries ... acres	2,936	(1)	2,770	[4] 2,594	[4] 3,938
... quarts	2,206,652	(1)	2,565,716	[4] 2,906,302	[4] 5,360,530
Strawberries ... acres	4,100	3,647	4,008	4,136	5,667
... quarts	6,196,363	(1)	7,184,096	9,033,904	10,179,430
Specified livestock products:					
Dairy products—					
Milk produced [5] ... gallons	479,930,541	446,273,281	421,631,355	411,735,240	487,033,818
Whole milk sold ... gallons	366,715,871	269,468,964	250,444,940	169,420,361	171,045,659
Butter churned on farms ... pounds	18,541,869	30,494,008	38,468,607	61,158,115	74,221,085
Butter sold ... pounds	12,054,886	(1)	25,725,546	43,195,105	51,309,833
Cream sold as butterfat ... pounds	6,320,200	15,348,176	6,130,413	7,524,454	(1)
Cream sold *not* as butterfat ... gallons	470,066	866,105	1,249,097	1,160,037	537,445
Wool—					
Sheep and lambs shorn [5] ... number	403,311	363,522	493,152	[6] 659,802	[6] 1,002,259
Wool shorn [5] (unwashed) ... pounds	2,970,056	2,772,867	3,443,973	4,190,213	6,732,226
Mohair—					
Angora goats and kids clipped ... number	328	183	278	[6] 1,017	[6] 279
Mohair and kid hair clipped (unwashed) ... pounds	1,307	614	864	3,198	720
Honey produced ... pounds	2,357,214	(1)	1,565,854	1,840,360	2,526,202

[1] Not reported.
[2] Includes value of board.
[3] Schedule called for "Peaches and nectarines."
[4] Includes loganberries.
[5] Including estimates for incomplete reports.
[6] Fleeces.

County Table I.—FARMS AND FARM ACREAGE, 1930, 1925, AND 1920, AND CROP LAND

	ITEM (See definitions in Introduction)		The State	Adams	Allegheny	Armstrong	Beaver	Bedford	Berks	Blair
	FARMS AND FARM OPERATORS									
1	Farms	1930 number	172,419	3,333	2,935	2,663	1,973	3,184	5,359	1,608
2		1925 number	200,443	3,557	4,236	3,569	2,415	3,570	5,965	1,824
3		1920 number	202,250	3,451	3,972	3,771	2,514	3,462	6,089	1,626
	Farm operators, by color:									
4	White [1]	1930 number	172,056	3,328	2,926	2,661	1,963	3,182	5,353	1,608
5		1920 number	201,799	3,448	3,951	3,769	2,508	3,452	6,085	1,626
6	Colored [1]	1930 number	363	5	9	2	10	2	6	----------
7		1920 number	451	3	21	2	6	10	4	----------
	FARM ACREAGE AND LAND AREA									
8	Approximate land area	1930 acres	28,692,480	337,920	464,000	417,920	274,560	656,781	553,719	341,760
9	Proportion in farms	1930 per cent	53.4	78.2	40.9	58.0	59.0	64.8	70.7	42.6
10	All land in farms	1930 acres	15,309,485	264,145	189,888	242,288	161,906	425,343	391,508	145,447
11		1925 acres	16,296,468	268,249	237,096	286,843	192,495	440,770	383,002	158,219
12		1920 acres	17,657,513	279,163	252,553	323,878	219,813	459,841	427,053	161,475
13	Of white operators [1]	1930 acres	15,287,462	263,781	189,260	242,124	160,700	425,203	391,223	145,447
14		1920 acres	17,630,579	278,777	251,683	323,673	219,362	458,883	426,973	161,475
15	Of colored operators [1]	1930 acres	22,023	364	628	164	1,206	140	285	----------
16		1920 acres	26,934	386	870	205	451	958	80	----------
17	Average size of farm	1930 acres	88.8	79.3	64.7	91.0	82.1	133.6	73.1	90.5
18		1925 acres	81.3	75.4	56.0	80.4	79.7	123.5	64.2	86.7
19		1920 acres	87.3	80.9	63.6	85.9	87.4	132.8	70.1	99.3
	Farm land, according to use:									
20	Crop land, total	1929 acres	7,813,826	173,050	102,235	127,258	80,873	158,097	282,986	81,521
21		1924 acres	8,431,049	190,222	138,594	162,014	89,510	162,551	291,162	82,271
22	Crop land harvested	1929 acres	6,587,707	158,481	74,796	94,109	54,187	124,326	241,565	62,120
23		1924 acres	7,283,511	168,819	101,762	112,818	70,326	128,066	261,508	65,930
24	Crop failure	1929 acres	146,979	1,305	4,990	2,131	1,774	3,655	4,060	2,865
25		1924 acres	102,129	4,747	2,912	2,254	1,363	2,611	2,807	1,679
26	Idle or fallow land	1929 acres	1,079,140	13,264	22,449	31,018	24,912	30,116	37,361	16,536
27		1924 acres	1,045,409	16,656	33,920	46,942	17,821	31,874	26,847	14,662
28	Pasture land, total	1929 acres	4,576,192	43,884	57,118	68,321	48,150	136,140	55,389	37,032
29		1924 acres	4,573,383	32,833	58,904	73,089	66,948	132,905	34,491	37,949
30	Plowable pasture	1929 acres	1,779,305	15,586	34,301	43,118	26,100	49,177	28,159	14,094
31		1924 acres	1,697,457	9,216	37,057	54,133	40,116	55,580	11,550	16,233
32	Woodland pasture	1929 acres	1,337,773	13,288	12,372	12,839	13,039	54,969	8,415	15,483
33		1924 acres	1,391,193	9,721	12,028	11,096	14,476	50,659	7,704	16,769
34	Other pasture	1929 acres	1,459,114	15,010	10,445	12,364	9,011	31,994	18,815	7,455
35		1924 acres	1,484,733	13,896	9,819	7,860	12,356	26,666	15,237	4,947
36	Woodland not pastured	1929 acres	2,025,542	27,263	13,925	29,412	17,233	106,042	35,616	19,751
37		1924 acres	2,138,996	25,819	16,525	26,358	17,433	116,955	30,755	29,129
38	All other land in farms	1929 acres	893,925	19,948	16,610	17,297	15,650	26,064	17,517	7,143
39		1924 acres	1,153,040	19,375	23,073	25,382	18,604	28,359	26,594	8,870
	FARMS AND FARM ACREAGE, BY TENURE									
	Farm operators, by tenure:									
40	Full owners	1930 number	134,423	2,403	2,031	2,082	1,670	2,661	3,936	1,246
41		1925 number	158,444	2,578	2,956	3,015	1,912	2,895	4,412	1,419
42		1920 number	144,698	2,252	2,377	2,749	1,746	2,627	3,786	1,121
43	Part owners	1930 number	7,860	97	195	198	63	108	170	48
44		1925 number	5,251	56	105	56	70	140	36	44
45		1920 number	8,800	87	269	249	151	178	99	64
46	Managers	1930 number	2,742	137	98	30	15	13	103	19
47		1925 number	1,791	139	58	5	19	12	79	27
48		1920 number	4,490	156	129	41	29	47	159	30
49	Tenants	1930 number	27,394	696	611	353	225	402	1,150	295
50		1925 number	34,957	784	1,057	493	414	523	1,438	334
51		1920 number	44,262	956	1,197	732	588	610	2,045	411
52	Cash tenants	1930 number	10,111	143	567	196	189	92	284	90
53		1925 number	11,053	102	949	260	297	127	316	115
54		1920 number	15,220	118	1,082	389	427	85	475	119
55	Other tenants	1930 number	17,283	553	44	157	36	310	866	205
56		1925 number	23,904	682	108	233	117	396	1,122	219
57		1920 number	29,042	838	115	343	161	525	1,570	292
	All land in farms, by tenure:									
58	Full owners	1930 acres	10,995,127	163,167	104,696	177,865	128,710	348,785	243,121	102,163
59		1925 acres	11,963,149	161,511	141,065	232,275	141,164	352,275	241,704	113,126
60		1920 acres	11,519,885	146,891	126,421	216,526	135,638	340,973	211,727	102,242
61	Part owners	1930 acres	960,342	10,799	17,891	21,765	7,858	16,932	18,020	5,100
62		1925 acres	637,233	5,519	13,333	5,653	7,783	18,349	2,707	5,164
63		1920 acres	989,622	6,896	21,230	27,766	19,272	22,226	6,742	6,296
64	Managers	1930 acres	511,403	20,419	18,467	4,422	2,134	5,115	16,971	3,921
65		1925 acres	345,936	19,330	13,247	822	3,600	2,490	10,740	2,939
66		1920 acres	782,291	23,180	15,755	5,997	3,807	10,542	22,070	5,569
67	Tenants	1930 acres	2,842,613	69,760	48,834	38,236	23,204	54,511	113,396	34,263
68		1925 acres	3,350,150	81,889	69,451	48,093	39,948	67,656	127,851	36,990
69		1920 acres	4,365,715	102,196	89,147	73,589	61,096	86,100	186,514	47,363
70	Cash tenants	1930 acres	889,002	6,314	45,249	20,142	19,046	10,901	19,514	8,365
71		1925 acres	878,658	3,777	61,581	22,485	28,140	12,862	14,183	9,694
72		1920 acres	1,224,853	5,670	78,637	33,649	43,486	10,451	23,859	10,641
73	Other tenants	1930 acres	1,953,611	63,446	3,585	18,094	4,158	43,610	93,882	25,898
74		1925 acres	2,471,492	78,112	7,870	25,608	11,808	54,794	113,668	27,296
75		1920 acres	3,140,862	96,526	10,510	39,940	17,610	75,649	162,655	36,727
	Crop land harvested, by tenure:									
76	Full owners	1929 acres	4,556,162	93,901	43,832	70,275	44,809	99,212	145,229	41,731
77		1924 acres	5,110,867	96,879	63,884	94,054	54,836	95,826	156,639	44,149
78	Part owners	1929 acres	401,841	7,395	7,687	9,729	2,785	4,904	10,284	2,279
79		1924 acres	264,751	3,664	6,862	2,572	2,652	6,149	2,083	2,199
80	Managers	1929 acres	214,490	12,044	7,401	1,476	646	791	8,883	1,519
81		1924 acres	151,823	12,668	5,172	271	1,222	1,035	7,773	1,438
82	Tenants	1920 acres	1,415,214	45,141	15,876	12,629	5,947	19,419	77,169	16,591
83		1924 acres	1,756,070	55,608	25,844	15,921	11,616	25,056	95,013	18,144
84	Cash tenants	1929 acres	319,433	3,377	14,441	5,732	4,994	2,836	10,827	3,156
85		1924 acres	332,563	2,173	22,299	6,274	7,286	2,597	7,966	3,088
86	Other tenants	1929 acres	1,095,781	41,764	1,435	6,897	953	16,583	66,342	13,435
87		1924 acres	1,423,507	53,435	3,545	9,647	4,330	22,459	87,047	15,056

[1] "White" includes Mexicans and "Colored" includes Negroes, Indians, Chinese, Japanese, and all other nonwhite races.

HARVESTED, 1929 AND 1924, BY COLOR AND BY TENURE OF FARM OPERATOR

Bradford	Bucks	Butler	Cambria	Cameron	Carbon	Centre	Chester	Clarion	Clearfield	Clinton	Columbia	Crawford	Cumberland	
4,667	4,360	3,690	2,183	190	736	1,875	4,559	2,164	2,752	913	2,279	5,518	2,932	1
5,104	5,808	4,177	2,392	183	934	2,105	5,249	2,978	3,600	1,148	2,648	6,578	3,022	2
5,290	5,714	5,274	2,398	225	949	2,295	5,508	2,931	3,158	1,065	2,603	6,521	3,115	3
4,659	4,342	3,686	2,182	190	736	1,874	4,480	2,164	2,752	912	2,279	5,508	2,931	4
5,284	5,684	5,270	2,396	224	949	2,295	5,400	2,931	3,158	1,065	2,603	6,514	3,111	5
8	18	4	1	----------	----------	1	79	----------	----------	1	----------	10	1	6
6	30	4	2	1	----------	----------	108	----------	----------	----------	----------	7	4	7
732,958	389,120	505,709	458,880	250,880	259,840	733,598	497,280	384,640	731,037	562,041	306,560	664,463	337,920	8
75.2	66.8	58.0	38.9	8.4	27.2	33.8	75.5	56.2	28.5	16.7	63.5	75.2	70.4	9
551,417	260,072	293,403	178,594	20,951	70,790	247,959	375,221	216,356	208,102	93,754	194,755	499,465	237,983	10
588,087	307,619	324,778	178,790	14,304	81,273	239,797	395,346	247,230	220,137	104,164	203,383	548,755	240,670	11
610,361	332,530	410,555	198,544	26,456	91,662	268,250	424,016	272,426	238,778	115,370	216,060	569,444	264,097	12
550,797	259,371	293,277	178,482	20,951	70,790	247,926	371,636	216,356	208,102	93,594	194,755	498,993	237,823	13
609,976	331,442	410,115	198,297	26,445	91,662	268,250	418,084	272,426	238,778	115,370	216,060	569,056	264,033	14
620	701	126	112	----------	----------	33	3,585	----------	----------	160	----------	472	160	15
385	1,088	440	247	11	----------	----------	5,932	----------	----------	----------	----------	388	64	16
118.2	59.6	79.5	81.8	110.3	96.2	132.2	82.3	100.0	75.6	102.7	85.5	90.5	81.2	17
115.2	53.0	77.8	74.7	78.2	87.0	113.9	75.3	83.0	61.1	90.7	76.8	83.4	79.6	18
115.4	58.2	77.8	82.8	117.6	96.6	116.9	77.0	92.9	75.6	108.3	83.0	87.3	84.8	19
240,989	175,833	153,193	86,019	5,037	33,109	127,117	216,675	112,338	101,549	45,654	121,562	221,076	178,792	20
259,436	225,190	174,966	95,186	5,201	35,058	127,946	254,087	127,672	110,374	49,265	125,987	232,843	187,406	21
194,772	141,920	115,344	69,993	3,121	23,712	113,338	178,408	94,174	72,938	38,798	100,893	187,249	168,736	22
225,436	199,678	135,870	81,731	3,474	27,652	115,248	221,367	106,397	85,709	41,200	106,557	211,484	178,881	23
8,098	3,227	3,183	1,919	235	440	1,850	3,074	1,834	2,782	1,158	1,850	5,310	1,186	24
1,983	1,913	1,794	832	142	339	1,303	2,726	1,649	2,989	514	645	2,955	1,277	25
38,119	30,686	34,666	14,107	1,681	8,957	11,929	35,193	16,330	25,829	5,698	18,819	28,517	8,870	26
32,017	23,599	37,302	12,623	1,585	7,067	11,395	29,994	19,626	21,676	7,551	18,785	18,404	7,248	27
217,743	47,404	91,879	51,191	8,604	6,395	60,244	99,437	60,807	50,098	21,540	25,533	235,927	36,001	28
229,632	39,000	92,538	47,706	6,408	5,966	49,517	75,718	67,333	45,782	31,454	21,660	262,973	20,949	29
78,298	23,311	45,154	15,371	1,588	2,047	24,435	58,204	21,542	15,798	7,034	13,790	47,486	22,460	30
114,104	12,649	40,328	13,440	1,620	2,125	18,376	38,856	23,217	15,601	6,856	9,788	34,181	10,545	31
41,769	8,883	25,266	23,330	5,928	3,707	21,372	7,128	24,759	26,479	10,767	6,594	80,798	5,445	32
38,877	9,690	26,850	17,263	4,114	2,896	19,944	6,500	31,118	23,070	21,682	2,663	96,609	4,638	33
97,676	15,210	21,459	12,490	1,088	641	14,437	34,105	14,506	7,821	3,739	5,149	107,643	8,096	34
76,651	16,661	25,360	17,003	674	945	11,197	30,362	12,998	7,111	2,916	9,209	132,183	5,766	35
67,965	19,664	25,853	26,631	6,563	26,242	50,104	38,106	28,139	42,635	20,715	36,585	21,377	11,157	36
78,401	22,349	27,981	27,835	1,239	23,353	52,443	37,827	32,949	45,605	17,447	39,477	20,894	12,463	37
24,720	17,171	22,478	14,753	747	5,044	10,494	21,003	15,072	13,820	5,845	11,075	21,085	12,033	38
20,618	21,080	29,293	8,063	1,456	16,896	9,891	27,714	19,276	18,376	5,998	16,259	32,045	19,852	39
3,799	3,565	3,024	1,883	170	679	1,151	3,543	1,719	2,370	678	1,865	4,521	1,798	40
4,119	5,021	3,591	2,158	175	896	1,341	4,175	2,495	3,324	852	2,132	5,467	1,809	41
3,948	4,333	4,018	1,975	186	815	1,372	3,757	2,255	2,725	727	1,860	5,118	1,658	42
333	146	230	78	1	18	75	105	158	166	41	78	381	42	43
335	33	119	35	----------	11	32	22	94	25	31	34	420	41	44
435	212	280	88	11	28	53	135	162	131	46	108	495	62	45
39	130	49	19	2	11	24	169	15	23	12	11	50	83	46
16	70	20	7	1	1	27	127	4	12	6	11	16	61	47
24	191	90	48	3	16	42	303	29	42	11	44	47	72	48
496	519	387	203	17	28	625	742	272	193	182	325	566	1,009	49
634	684	447	192	7	26	705	925	385	239	259	471	675	1,111	50
883	978	886	287	25	90	828	1,313	485	260	281	591	861	1,323	51
166	368	265	146	13	21	100	375	83	118	40	62	331	106	52
162	425	284	135	4	18	67	424	98	115	49	55	354	72	53
267	572	472	170	19	78	86	590	171	148	48	68	391	76	54
330	151	122	57	4	7	525	367	189	75	142	263	235	903	55
472	259	163	57	3	8	638	501	287	124	210	416	321	1,039	56
616	406	414	117	6	12	742	723	314	112	233	523	470	1,247	57
418,056	187,736	224,401	144,268	18,797	63,690	133,453	245,777	161,093	170,923	63,898	154,018	384,058	111,920	58
436,018	241,721	266,769	156,098	13,452	72,647	134,230	287,357	195,843	195,889	69,331	155,933	430,565	109,316	59
418,812	222,989	291,968	155,430	21,502	72,172	133,923	242,392	195,925	192,258	70,840	143,915	417,439	100,754	60
56,987	11,620	25,791	8,919	102	1,840	11,410	14,789	18,448	17,168	6,479	7,275	48,092	4,433	61
61,537	3,836	13,078	5,066	----------	1,172	3,479	2,725	9,871	2,480	3,810	3,187	47,361	3,978	62
63,179	15,952	30,399	9,123	1,880	2,780	8,324	13,662	19,286	12,403	6,536	9,765	56,223	5,003	63
5,702	21,202	7,231	5,814	400	2,669	10,154	39,848	4,657	3,355	1,891	1,952	9,491	10,807	64
2,665	8,635	3,833	2,347	100	400	5,985	20,222	2,560	1,952	920	1,727	2,687	8,614	65
6,007	20,267	12,492	10,419	620	7,384	11,202	48,359	5,012	9,096	3,425	5,035	8,502	15,583	66
70,672	39,514	35,980	19,593	1,652	2,591	92,942	74,807	32,158	16,656	21,486	31,510	57,824	110,823	67
87,867	53,427	41,098	15,279	752	7,054	96,103	85,042	38,956	19,816	30,103	42,536	68,142	118,762	68
122,363	73,322	75,696	23,572	2,454	9,326	114,801	119,603	52,203	25,021	34,569	57,345	87,280	142,757	69
17,710	26,808	24,347	13,273	1,091	1,822	15,567	33,028	9,724	8,927	3,721	4,211	31,439	6,033	70
16,529	31,485	24,816	9,925	442	5,904	5,771	33,368	7,476	7,597	3,445	2,696	30,088	3,209	71
31,339	38,110	40,318	11,716	1,829	7,129	8,048	43,055	16,812	13,948	4,677	4,736	33,410	2,106	72
52,962	13,206	11,633	6,320	561	769	77,375	41,779	22,434	7,729	17,765	27,299	26,385	104,790	73
71,338	21,942	16,282	5,354	310	1,150	90,332	51,674	31,480	12,219	26,658	39,840	38,054	115,553	74
91,024	35,212	35,378	11,856	625	2,197	106,753	76,548	35,391	11,073	29,892	52,609	53,870	140,651	75
148,038	104,721	90,873	58,685	2,749	21,271	55,729	120,545	71,176	59,967	24,523	78,364	147,108	76,523	76
167,330	158,099	113,999	73,777	3,151	26,082	55,828	161,690	85,725	77,046	24,978	79,801	166,945	76,623	77
20,958	7,142	10,702	3,880	20	833	5,342	7,039	8,928	6,592	2,172	3,890	17,211	3,230	78
23,755	2,783	6,013	1,965	----------	525	2,014	1,507	4,670	987	1,204	1,846	18,621	2,780	79
1,899	8,594	2,817	1,203	145	735	3,482	14,969	1,195	1,483	967	920	2,992	7,527	80
912	5,136	1,518	597	100	62	2,532	10,087	588	846	647	844	991	6,269	81
23,877	21,463	10,952	6,225	207	873	48,785	35,855	12,875	4,896	11,136	17,710	19,938	81,456	82
33,439	33,660	14,340	5,392	223	983	54,874	48,083	15,414	6,830	14,371	24,066	24,927	93,209	83
5,813	13,858	7,060	3,886	148	601	5,663	14,749	3,683	2,498	1,316	2,233	10,700	3,450	84
6,490	19,999	8,230	3,282	129	599	2,545	17,938	2,547	2,321	853	1,393	10,724	1,666	85
18,064	7,605	3,892	2,339	59	272	43,122	21,106	9,192	2,398	9,820	15,477	9,238	78,006	86
26,949	13,661	6,110	2,110	94	384	52,329	30,145	12,867	4,509	13,518	22,673	14,203	91,543	87

County Table I.—FARMS AND FARM ACREAGE, 1930, 1925, AND 1920, AND CROP LAND

	ITEM (See definitions in Introduction)		Dauphin	Delaware	Elk	Erie	Fayette	Forest	Franklin	Fulton	Greene
	FARMS AND FARM OPERATORS										
1	Farms	1930 number	2,299	689	789	4,885	3,364	337	3,536	1,195	2,741
2		1925 number	2,607	910	1,017	5,698	3,557	450	3,877	1,284	2,915
3		1920 number	2,517	1,287	856	5,485	3,267	416	3,884	1,350	3,168
	Farm operators, by color:										
4	White [1]	1930 number	2,289	674	789	4,880	3,344	337	3,530	1,194	2,737
5		1920 number	2,511	1,258	856	5,484	3,255	415	3,874	1,349	3,158
6	Colored [1]	1930 number	10	15	----------	5	20	----------	6	1	4
7		1920 number	6	29	----------	1	12	1	10	1	10
	FARM ACREAGE AND LAND AREA										
8	Approximate land area	1930 acres	333,440	118,400	515,951	499,840	508,910	270,720	480,640	257,280	367,360
9	Proportion in farms	1930 per cent	56.6	40.2	13.0	77.5	48.7	14.9	70.4	65.3	88.5
10	All land in farms	1930 acres	188,608	47,569	66,911	387,136	247,806	40,431	338,229	167,916	324,982
11		1925 acres	196,311	53,304	74,326	425,331	270,250	45,281	347,936	162,849	319,998
12		1920 acres	217,785	75,835	65,470	438,524	281,984	44,373	404,506	185,169	348,940
13	Of white operators [1]	1930 acres	187,961	46,904	66,911	386,803	246,312	40,431	337,779	167,745	324,635
14		1920 acres	217,453	74,710	65,470	438,504	281,437	44,369	404,113	185,154	348,145
15	Of colored operators [1]	1930 acres	647	665	----------	333	1,494	----------	450	171	347
16		1920 acres	332	1,125	----------	20	497	4	393	15	795
17	Average size of farm	1930 acres	82.0	69.0	84.8	79.2	73.7	120.0	95.7	140.5	118.6
18		1925 acres	75.3	58.6	73.1	74.6	76.0	100.6	89.7	126.8	109.8
19		1920 acres	86.5	58.9	76.5	79.9	86.3	106.7	104.1	137.2	110.1
	Farm land, according to use:										
20	Crop land, total	1929 acres	135,718	23,834	24,643	189,244	100,591	11,735	233,609	64,961	90,634
21		1924 acres	138,928	31,317	31,271	203,974	104,025	12,967	234,994	62,298	86,714
22	Crop land harvested	1929 acres	123,536	18,020	19,138	163,824	79,507	8,733	220,101	51,900	83,080
23		1924 acres	125,992	26,497	25,800	188,249	81,385	11,056	225,250	49,048	82,218
24	Crop failure	1929 acres	1,274	468	627	5,693	2,694	290	1,340	1,202	2,389
25		1924 acres	1,569	137	322	2,041	1,149	139	2,214	852	1,087
26	Idle or fallow land	1929 acres	10,908	5,346	4,878	19,727	18,390	2,712	12,168	11,859	5,165
27		1924 acres	11,367	4,683	5,149	13,684	21,491	1,772	7,530	12,398	3,409
28	Pasture land, total	1929 acres	24,231	15,384	25,364	166,479	94,411	12,762	58,331	36,557	200,614
29		1924 acres	19,551	12,654	26,139	174,768	95,298	13,303	49,121	33,672	199,752
30	Plowable pasture	1929 acres	11,081	10,418	4,974	26,953	48,898	2,504	27,402	20,952	160,577
31		1924 acres	9,399	6,471	9,526	18,015	56,632	4,581	17,750	19,950	155,468
32	Woodland pasture	1929 acres	4,737	1,315	14,403	55,243	29,036	8,413	13,673	8,866	15,279
33		1924 acres	4,374	747	14,319	72,465	22,232	6,745	14,312	7,783	15,063
34	Other pasture	1929 acres	8,413	3,651	5,987	84,283	16,477	1,845	17,256	6,739	24,758
35		1924 acres	5,778	5,436	2,294	84,288	16,434	1,977	17,059	5,939	29,221
36	Woodland not pastured	1929 acres	19,543	4,657	8,771	15,575	33,572	12,901	29,130	59,407	18,397
37		1924 acres	25,155	4,414	12,454	25,467	47,991	17,458	36,737	62,533	18,428
38	All other land in farms	1929 acres	9,116	3,694	8,133	15,838	19,232	3,033	17,159	6,991	15,337
39		1924 acres	12,677	4,919	4,462	21,122	22,936	1,553	27,084	4,346	15,104
	FARMS AND FARM ACREAGE, BY TENURE										
	Farm operators, by tenure:										
40	Full owners	1930 number	1,621	495	715	3,921	2,907	278	2,221	905	1,975
41		1925 number	1,857	679	943	4,676	3,108	405	2,417	1,061	2,211
42		1920 number	1,555	723	764	4,010	2,608	361	2,272	1,053	2,360
43	Part owners	1930 number	47	21	28	322	122	24	99	108	260
44		1925 number	33	17	38	297	51	17	89	37	197
45		1920 number	97	41	36	391	132	5	96	46	188
46	Managers	1930 number	99	53	4	98	43	4	108	6	7
47		1925 number	78	52	1	67	51	----------	55	7	14
48		1920 number	111	138	15	163	86	11	123	11	42
49	Tenants	1930 number	532	120	42	544	292	31	1,108	176	499
50		1925 number	639	162	35	658	347	28	1,316	179	493
51		1920 number	754	385	41	921	441	39	1,393	240	578
52	Cash tenants	1930 number	139	103	34	342	198	25	99	28	185
53		1925 number	130	140	24	391	188	10	75	11	208
54		1920 number	152	329	30	554	233	18	95	23	225
55	Other tenants	1930 number	393	17	8	202	94	6	1,009	148	314
56		1925 number	500	22	11	267	159	18	1,241	168	285
57		1920 number	602	56	11	367	208	21	1,298	217	353
	All land in farms, by tenure:										
58	Full owners	1930 acres	113,807	25,897	59,506	282,936	193,708	30,951	175,660	123,470	226,117
59		1925 acres	119,837	35,790	66,256	322,753	209,980	36,712	170,979	128,515	229,844
60		1920 acres	109,723	31,270	56,219	292,200	198,894	34,548	165,550	136,264	251,240
61	Part owners	1930 acres	4,545	1,438	4,006	40,170	13,291	3,541	11,178	15,557	38,085
62		1925 acres	3,175	877	4,249	30,899	5,256	1,942	11,721	5,383	30,810
63		1920 acres	8,959	2,086	3,825	42,273	12,709	586	9,845	7,855	26,771
64	Managers	1930 acres	15,011	10,763	576	12,274	14,194	508	15,614	1,238	2,218
65		1925 acres	11,908	6,350	50	10,965	19,019	----------	7,746	1,266	2,735
66		1920 acres	21,965	20,170	2,109	21,590	19,991	1,577	60,213	2,108	7,217
67	Tenants	1930 acres	55,245	9,471	2,823	51,756	26,613	5,431	135,777	27,651	58,562
68		1925 acres	61,391	10,287	3,771	60,714	35,995	6,627	157,490	27,685	56,609
69		1920 acres	77,138	22,309	3,317	82,461	50,390	7,662	168,898	38,942	63,712
70	Cash tenants	1930 acres	11,483	8,532	1,895	29,990	15,606	4,415	4,482	3,055	21,868
71		1925 acres	10,296	8,549	2,478	31,801	17,364	1,568	2,628	1,130	18,471
72		1920 acres	9,247	19,352	2,288	44,774	23,485	1,724	3,507	4,190	22,741
73	Other tenants	1930 acres	43,762	939	928	21,766	11,007	1,016	131,295	24,596	36,694
74		1925 acres	51,095	1,738	1,293	28,913	18,631	5,059	154,862	26,555	38,138
75		1920 acres	67,891	2,957	1,029	37,687	26,905	5,938	165,391	34,752	40,971
	Crop land harvested, by tenure:										
76	Full owners	1929 acres	73,018	9,409	17,189	120,274	61,959	7,036	106,205	35,268	57,177
77		1924 acres	72,293	17,943	23,193	141,749	64,916	9,473	100,221	35,751	59,230
78	Part owners	1929 acres	3,116	743	1,005	16,235	5,259	660	6,499	5,350	9,315
79		1924 acres	2,096	568	1,620	13,972	1,975	643	5,915	1,752	7,363
80	Managers	1929 acres	9,312	4,370	232	6,174	4,243	258	9,685	637	428
81		1924 acres	8,073	3,015	36	5,411	4,372	----------	5,458	639	544
82	Tenants	1929 acres	38,090	3,498	712	21,141	8,046	779	97,712	10,645	16,160
83		1924 acres	43,530	4,971	951	27,117	10,122	940	113,656	10,906	15,081
84	Cash tenants	1929 acres	6,239	3,171	507	12,436	3,971	533	2,446	806	5,370
85		1924 acres	6,125	3,995	666	14,391	4,260	197	1,695	310	3,854
86	Other tenants	1929 acres	31,851	327	205	8,705	4,075	246	95,266	9,839	10,790
87		1924 acres	37,405	976	285	12,726	5,862	743	111,961	10,596	11,227

"White" includes Mexicans and "Colored" includes Negroes, Indians, Chinese, Japanese, and all other nonwhite races.

HARVESTED, 1929 AND 1924, BY COLOR AND BY TENURE OF FARM OPERATOR—Continued

Huntingdon	Indiana	Jefferson	Juniata	Lackawanna	Lancaster	Lawrence	Lebanon	Lehigh	Luzerne	Lycoming	McKean	Mercer	Mifflin	
1,771	3,058	2,450	1,319	1,500	9,705	2,236	2,203	2,325	2,385	2,710	1,081	3,967	1,107	1
2,014	4,062	3,161	1,509	1,717	11,457	2,604	2,429	2,638	2,842	3,230	1,683	4,556	1,076	2
2,111	3,935	2,947	1,572	1,698	11,307	2,464	2,372	2,959	2,965	3,273	1,580	4,499	1,108	3
1,770	3,055	2,449	1,310	1,498	9,689	2,227	2,202	2,325	2,385	2,708	1,081	3,955	1,107	4
2,111	3,934	2,946	1,563	1,695	11,278	2,461	2,372	2,958	2,964	3,271	1,578	4,488	1,108	5
1	3	1	9	2	16	9	1	----------	----------	2	----------	12	----------	6
----------	1	1	9	3	29	3	----------	1	1	2	2	11	----------	7
587,647	530,674	426,240	250,880	288,640	602,370	230,400	230,400	220,160	571,003	780,968	631,816	448,000	254,720	8
47.1	59.0	47.9	56.3	40.5	85.9	70.9	70.3	72.8	30.5	37.6	18.8	74.7	47.9	9
276,709	312,979	204,290	141,366	116,905	517,373	163,388	161,861	160,314	174,297	293,468	118,852	334,737	122,009	10
294,824	348,904	226,129	151,880	121,572	520,764	178,825	163,566	155,889	189,048	312,463	148,172	359,272	127,959	11
325,840	392,939	243,716	172,102	134,486	554,776	186,097	166,087	180,397	222,448	329,825	152,340	378,460	130,971	12
276,609	312,693	204,182	140,576	116,833	516,642	162,938	161,842	160,314	174,297	293,298	118,852	334,167	122,009	13
325,840	392,763	242,215	171,112	134,308	554,300	185,893	166,087	180,375	222,218	329,435	152,139	377,666	130,971	14
100	286	108	790	72	731	450	19	----------	----------	170	----------	570	----------	15
----------	176	1,501	990	178	476	204	----------	22	230	390	201	794	----------	16
156.2	102.3	83.4	107.2	77.9	53.3	73.1	73.5	69.0	73.1	108.3	109.9	84.4	110.2	17
146.4	85.9	71.5	100.6	70.8	45.5	68.7	67.3	59.1	66.5	96.7	88.0	78.9	118.9	18
154.4	99.9	82.7	109.5	79.2	49.1	75.5	70.0	61.0	75.0	100.8	96.4	84.1	118.2	19
109,985	159,947	112,843	73,527	45,701	380,536	87,314	117,669	117,770	79,590	144,662	40,607	154,812	63,953	20
120,283	191,013	124,744	75,706	49,675	393,653	95,506	128,516	118,126	91,862	151,564	45,446	175,353	68,692	21
83,351	119,464	86,885	62,714	36,157	363,729	70,119	111,534	101,873	61,048	126,728	28,505	131,173	57,874	22
83,674	139,798	104,462	66,597	43,524	380,684	81,867	117,638	107,237	70,121	131,568	37,974	153,174	59,860	23
2,722	2,417	2,761	749	1,331	2,067	2,693	1,257	2,273	2,619	2,199	1,269	3,270	850	24
3,070	2,014	1,398	815	853	1,952	1,012	1,860	1,348	804	1,914	743	3,172	757	25
23,912	38,066	23,197	10,064	8,213	14,740	14,602	4,878	13,624	15,923	15,735	10,833	20,369	5,229	26
33,539	49,201	18,884	8,294	5,298	11,017	12,627	9,018	9,541	20,937	18,082	6,729	19,007	8,075	27
75,834	82,250	50,314	26,964	50,128	76,769	59,175	24,551	18,598	42,620	68,523	56,521	146,391	26,933	28
72,475	89,252	44,275	27,063	49,208	62,698	56,650	16,026	11,197	39,004	68,648	82,238	148,320	26,673	29
24,973	43,994	19,190	8,279	10,104	29,928	22,963	14,194	11,698	17,531	22,687	14,303	42,277	9,821	30
24,862	56,266	16,614	11,059	10,499	16,150	13,212	5,389	7,664	12,404	20,991	7,494	34,286	8,405	31
34,937	23,491	21,205	11,048	16,058	8,795	16,841	2,697	1,430	15,843	28,352	26,379	41,835	9,686	32
30,146	22,984	15,420	9,538	11,456	8,912	21,567	2,175	731	17,693	31,053	55,300	47,069	10,933	33
15,924	14,765	9,919	7,637	23,966	38,046	19,371	7,660	5,470	9,246	17,489	15,839	62,279	7,426	34
17,467	10,002	12,241	6,466	27,253	37,636	21,871	8,462	2,802	8,907	16,604	19,444	66,965	7,335	35
76,006	43,738	26,048	35,706	14,658	32,624	6,025	10,596	12,917	35,556	67,967	15,857	13,520	26,350	36
85,532	39,244	28,850	37,246	14,183	31,544	5,872	10,047	12,472	38,168	71,852	13,904	13,541	25,667	37
14,884	27,044	15,085	5,169	6,418	27,444	10,874	9,045	11,029	16,531	12,311	5,867	20,014	4,773	38
16,534	29,395	28,260	11,865	8,506	32,869	20,797	8,977	14,094	20,014	20,399	6,584	22,058	6,927	39
1,341	2,524	2,171	1,018	1,271	6,208	1,877	1,519	1,731	1,988	2,220	908	3,396	738	40
1,581	3,651	2,933	1,178	1,520	6,401	2,209	1,693	1,864	2,560	2,651	1,482	3,928	683	41
1,499	3,123	2,487	1,108	1,259	5,992	1,865	1,455	1,867	2,350	2,461	1,274	3,571	642	42
59	188	105	21	56	438	116	55	74	64	140	62	203	25	43
45	81	79	15	30	288	74	37	56	26	89	45	160	19	44
73	198	164	46	105	456	168	70	83	105	132	89	270	31	45
25	42	15	13	33	101	28	57	74	42	29	10	16	20	46
25	6	3	10	14	47	13	36	30	25	23	6	10	11	47
47	42	26	32	69	212	40	74	113	60	94	38	51	28	48
346	304	159	267	140	2,958	215	572	446	291	321	101	352	324	49
363	324	146	306	153	4,721	308	663	688	231	467	150	458	363	50
492	572	270	386	265	4,647	391	773	896	450	586	179	607	407	51
87	98	59	33	124	455	156	112	151	210	56	69	243	33	52
64	110	51	27	110	378	218	90	162	128	73	91	248	40	53
61	182	105	32	231	600	259	124	255	243	155	116	334	37	54
259	206	100	234	16	2,503	59	460	295	81	265	32	109	241	55
299	214	95	279	43	4,343	90	573	526	103	394	59	210	323	56
431	390	165	354	34	4,047	132	649	641	207	431	63	273	370	57
201,297	243,050	173,413	104,569	91,948	304,913	128,544	92,439	100,682	136,463	227,162	93,931	274,664	70,615	58
217,288	302,610	205,270	111,528	104,151	289,451	144,603	92,675	93,665	164,157	242,033	125,593	297,633	70,882	59
214,665	286,815	192,502	109,798	92,294	275,833	130,814	78,694	91,565	163,950	234,701	110,544	286,648	66,763	60
9,803	22,684	11,479	2,315	6,155	22,391	11,804	6,126	6,277	5,939	18,041	9,854	24,938	3,681	61
7,653	10,633	7,375	1,874	4,303	8,841	7,990	3,931	4,330	2,089	13,761	5,800	18,050	2,232	62
12,787	26,883	19,474	5,014	9,622	22,190	15,880	6,303	5,531	9,056	16,284	14,159	29,029	3,741	63
4,774	9,779	3,716	1,749	6,000	13,954	3,254	9,249	16,657	7,133	10,064	2,908	3,480	3,514	64
10,860	1,065	642	1,443	2,041	8,153	2,746	4,719	3,906	5,006	5,965	2,583	2,024	1,697	65
10,442	11,161	4,012	9,262	9,572	24,161	5,353	9,979	13,875	10,456	14,893	5,130	7,084	3,912	66
60,835	37,466	15,682	32,733	12,802	176,115	19,786	54,047	36,698	24,762	38,201	12,159	31,655	44,199	67
59,023	34,596	12,842	37,035	11,077	214,319	23,486	62,241	53,988	17,796	50,704	14,196	41,565	53,148	68
87,946	68,080	27,728	48,028	22,998	232,592	34,050	70,611	69,426	38,986	63,947	22,507	55,699	56,555	69
12,354	9,745	5,300	2,807	11,105	19,233	12,665	6,541	9,034	17,632	5,437	7,191	20,385	7,822	70
8,278	9,965	3,301	1,628	7,753	14,967	15,552	4,734	8,213	8,406	5,775	7,615	19,823	3,788	71
6,623	18,450	8,226	2,228	20,201	21,062	19,846	4,995	11,059	18,349	13,663	9,432	26,479	3,597	72
48,481	27,721	10,382	29,926	1,697	156,882	7,121	47,506	27,664	7,130	32,764	4,968	11,270	36,377	73
50,745	24,631	9,541	35,407	3,324	199,352	7,934	57,507	45,775	9,390	44,929	6,531	21,742	49,360	74
81,323	49,630	19,502	45,800	2,797	211,530	14,204	65,616	58,367	20,637	50,284	13,075	29,220	52,958	75
59,131	94,449	74,056	43,472	28,755	209,572	56,587	62,217	64,360	48,083	95,952	22,642	108,318	31,956	76
59,251	123,049	94,438	45,856	37,513	205,988	66,929	62,440	62,253	60,808	98,659	32,745	128,322	30,233	77
3,041	9,469	5,452	1,125	2,184	15,455	5,145	4,058	4,290	2,550	7,885	2,548	9,688	1,453	78
1,883	4,228	3,794	922	1,404	6,859	3,931	2,814	3,389	987	5,222	1,617	7,706	980	79
1,648	3,029	1,357	765	1,908	7,813	1,201	4,733	9,264	2,302	3,054	547	1,423	1,408	80
1,864	687	324	640	1,237	4,973	1,033	3,539	2,562	1,779	3,114	447	778	466	81
19,531	12,517	6,020	17,352	3,310	130,889	7,186	40,526	23,959	8,113	19,837	2,768	11,744	23,057	82
20,676	11,934	5,906	19,179	3,370	162,864	9,974	48,845	39,033	6,547	24,573	3,165	16,368	28,181	83
3,226	3,113	1,849	937	2,962	13,374	4,182	3,863	5,387	5,151	2,400	1,398	7,359	3,285	84
1,987	2,497	1,379	500	2,273	10,457	6,449	3,198	5,328	2,311	2,407	1,682	7,010	1,776	85
16,305	9,404	4,171	16,415	348	117,515	3,004	36,663	18,572	2,962	17,437	1,370	4,385	19,772	86
18,689	9,437	4,527	18,679	1,097	152,407	3,525	45,647	33,705	4,236	22,166	1,483	9,358	26,405	87

County Table I.—FARMS AND FARM ACREAGE, 1930, 1925, AND 1920, AND CROP LAND

	ITEM (See definitions in Introduction)		Monroe	Montgomery	Montour	Northampton	Northumberland	Perry	Philadelphia	Pike	Potter
	FARMS AND FARM OPERATORS										
1	Farms	1930 number	1,370	3,360	695	2,707	2,143	1,861	231	528	1,564
2		1925 number	1,498	4,250	767	3,146	2,527	2,030	381	713	1,815
3		1920 number	1,818	4,840	774	3,283	2,589	2,105	423	690	1,866
	Farm operators, by color:										
4	White [1]	1930 number	1,369	3,350	695	2,705	2,143	1,856	229	527	1,564
5		1920 number	1,816	4,813	774	3,282	2,589	2,103	420	689	1,865
6	Colored [1]	1930 number	1	10	----------	2	----------	5	2	1	----------
7		1920 number	2	27	----------	1	----------	2	3	1	1
	FARM ACREAGE AND LAND AREA										
8	Approximate land area	1930 acres	398,720	309,760	83,200	238,080	290,560	360,960	81,920	348,160	685,588
9	Proportion in farms	1930 per cent	33.8	55.4	81.5	68.3	64.0	57.5	16.5	18.8	34.2
10	All land in farms	1930 acres	134,856	171,744	67,820	162,560	185,880	207,655	13,554	65,423	234,367
11		1925 acres	132,805	204,528	70,477	164,160	195,564	210,312	15,971	121,284	260,603
12		1920 acres	169,471	244,933	76,036	178,124	211,533	231,315	17,408	143,681	263,151
13	Of white operators [1]	1930 acres	134,784	171,362	67,820	162,238	185,880	207,310	13,490	65,303	234,367
14		1920 acres	169,329	243,917	76,036	178,099	211,533	231,105	17,243	143,501	262,884
15	Of colored operators [1]	1930 acres	72	382	----------	322	----------	345	64	120	----------
16		1920 acres	142	1,016	----------	25	----------	210	165	180	267
17	Average size of farm	1930 acres	98.4	51.1	97.6	60.1	86.7	111.6	58.7	123.9	149.9
18		1925 acres	88.7	48.1	91.9	52.2	77.4	103.6	41.9	170.1	143.6
19		1920 acres	93.2	50.6	98.2	54.3	81.7	109.9	41.2	208.2	141.0
	Farm land, according to use:										
20	Crop land, total	1929 acres	50,534	124,478	46,352	120,550	122,358	105,432	9,309	9,926	80,032
21		1924 acres	53,776	159,981	48,077	121,623	136,151	110,619	12,409	13,160	76,674
22	Crop land harvested	1929 acres	36,698	98,319	40,215	100,042	105,350	91,157	7,194	7,179	68,516
23		1924 acres	39,244	135,063	43,605	107,614	115,071	93,997	9,719	9,855	69,162
24	Crop failure	1929 acres	1,193	2,989	604	1,744	2,482	965	418	281	1,661
25		1924 acres	941	3,058	423	704	2,248	868	137	143	1,133
26	Idle or fallow land	1929 acres	12,643	23,170	5,533	18,764	14,526	13,310	1,697	2,466	9,855
27		1924 acres	13,591	21,860	4,049	13,305	18,832	15,754	2,553	3,162	6,379
28	Pasture land, total	1929 acres	29,104	26,163	8,890	18,228	23,997	31,999	1,784	17,312	114,193
29		1924 acres	33,304	21,998	6,948	19,669	14,908	28,113	1,429	22,780	139,887
30	Plowable pasture	1929 acres	13,125	14,703	5,068	8,977	15,099	14,706	1,178	3,357	18,433
31		1924 acres	15,308	8,952	3,409	13,450	7,625	12,231	1,277	2,699	15,600
32	Woodland pasture	1929 acres	9,104	3,378	2,240	3,666	4,552	9,692	186	6,920	59,804
33		1924 acres	11,723	4,346	1,965	1,820	3,772	8,913	44	6,845	72,553
34	Other pasture	1929 acres	6,875	8,082	1,582	5,585	4,346	7,601	420	7,035	35,956
35		1924 acres	6,273	8,700	1,574	4,399	3,511	6,969	108	13,236	51,734
36	Woodland not pastured	1929 acres	43,784	9,225	8,420	12,475	27,106	61,748	691	35,650	30,564
37		1924 acres	38,841	9,519	8,385	10,516	30,381	55,555	589	43,180	29,638
38	All other land in farms	1929 acres	11,434	11,878	4,158	11,307	12,419	8,476	1,770	2,535	9,578
39		1924 acres	6,884	13,030	7,067	12,352	14,124	16,025	1,544	42,164	14,404
	FARMS AND FARM ACREAGE, BY TENURE										
	Farm operators, by tenure:										
40	Full owners	1930 number	1,155	2,738	472	2,122	1,640	1,446	88	478	1,292
41		1925 number	1,369	3,775	495	2,391	1,932	1,543	186	626	1,446
42		1920 number	1,476	3,525	489	2,124	1,837	1,463	126	575	1,388
43	Part owners	1930 number	71	130	11	106	72	72	11	12	70
44		1925 number	12	57	26	41	28	33	1	5	101
45		1920 number	63	141	9	125	53	97	16	25	150
46	Managers	1930 number	35	120	12	36	39	21	12	12	13
47		1925 number	13	38	4	33	3	20	4	16	8
48		1920 number	35	337	14	70	55	39	20	26	25
49	Tenants	1930 number	109	372	200	443	392	322	120	26	189
50		1925 number	104	380	242	681	564	434	190	66	260
51		1920 number	244	837	262	964	644	506	261	64	303
52	Cash tenants	1930 number	73	279	13	162	59	37	109	19	61
53		1925 number	69	253	17	214	70	39	153	33	61
54		1920 number	118	661	18	327	91	34	255	52	101
55	Other tenants	1930 number	36	93	187	281	333	285	11	7	128
56		1925 number	35	127	225	487	494	395	37	33	199
57		1920 number	126	176	244	637	553	472	6	12	202
	All land in farms, by tenure:										
58	Full owners	1930 acres	105,849	123,116	41,260	108,115	131,687	150,931	3,383	53,999	180,676
59		1925 acres	119,976	171,028	38,664	106,727	135,628	145,761	5,649	79,653	184,530
60		1920 acres	129,459	156,614	41,867	91,373	132,518	145,105	3,635	103,522	176,866
61	Part owners	1930 acres	7,562	9,711	1,946	9,229	7,452	10,409	2,134	1,269	14,700
62		1925 acres	1,671	3,914	2,980	2,205	2,908	3,981	34	805	20,520
63		1920 acres	7,320	8,322	1,316	7,142	5,579	11,966	1,095	3,624	30,442
64	Managers	1930 acres	9,219	15,444	1,779	6,637	4,617	3,329	2,788	5,829	3,629
65		1925 acres	2,120	6,031	520	4,667	516	4,352	1,351	27,294	1,830
66		1920 acres	6,506	31,927	2,504	8,462	7,137	6,173	2,287	27,227	5,329
67	Tenants	1930 acres	12,226	23,473	22,835	38,579	42,124	42,986	5,249	4,326	35,362
68		1925 acres	9,038	23,555	28,313	50,561	56,512	56,218	8,937	13,532	53,714
69		1920 acres	26,186	48,070	30,349	71,147	66,299	68,071	10,391	9,308	50,514
70	Cash tenants	1930 acres	7,860	17,471	839	11,100	4,465	2,006	4,625	3,431	9,074
71		1925 acres	5,170	14,992	1,073	9,031	3,245	3,429	7,196	3,262	16,765
72		1920 acres	10,292	34,527	1,084	14,150	4,270	2,705	10,104	7,386	12,174
73	Other tenants	1930 acres	4,366	6,002	21,996	27,479	37,659	40,980	624	895	26,288
74		1925 acres	3,868	8,563	27,240	41,530	53,267	52,789	1,741	10,270	36,949
75		1920 acres	15,894	13,543	29,265	56,997	62,029	65,366	287	1,922	38,340
	Crop land harvested, by tenure:										
76	Full owners	1929 acres	29,130	72,042	22,995	63,750	70,605	63,568	1,806	6,134	53,340
77		1924 acres	35,035	113,693	22,305	67,311	75,088	61,050	3,595	8,449	50,108
78	Part owners	1929 acres	3,362	6,315	913	5,967	4,716	4,367	1,707	294	4,425
79		1924 acres	567	2,595	1,937	1,498	1,855	2,147	23	156	6,289
80	Managers	1929 acres	1,269	7,284	1,220	4,633	2,933	1,986	874	290	858
81		1924 acres	530	3,649	305	3,190	312	1,962	560	483	513
82	Tenants	1929 acres	2,937	12,678	15,087	25,692	27,096	21,236	2,807	461	9,898
83		1924 acres	3,112	15,126	19,058	35,615	37,816	28,838	5,541	767	12,252
84	Cash tenants	1929 acres	1,544	9,715	507	6,021	2,361	866	2,418	405	2,605
85		1924 acres	1,779	9,356	628	5,131	1,607	1,053	4,560	409	1,860
86	Other tenants	1929 acres	1,393	2,963	14,580	19,671	24,735	20,370	389	56	7,288
87		1924 acres	1,333	5,770	18,430	30,484	36,209	27,785	981	358	10,392

[1] "White" includes Mexicans and "Colored" includes Negroes, Indians, Chinese, Japanese, and all other nonwhite races.

HARVESTED, 1929 AND 1924, BY COLOR AND BY TENURE OF FARM OPERATOR—Continued

Schuylkill	Snyder	Somerset	Sullivan	Susquehanna	Tioga	Union	Venango	Warren	Washington	Wayne	Westmoreland	Wyoming	York	
2,502	1,596	3,400	718	3,170	3,168	1,154	1,776	1,999	4,274	2,908	4,712	1,409	7,649	1
2,701	1,713	3,896	821	3,451	3,696	1,370	2,373	2,544	4,441	3,155	5,258	1,639	7,963	2
2,813	1,753	3,630	836	3,526	3,702	1,411	2,369	2,353	4,482	3,082	5,593	1,543	7,818	3
2,502	1,596	3,399	718	3,169	3,168	1,154	1,776	1,991	4,247	2,907	4,707	1,409	7,624	4
2,813	1,752	3,629	836	3,525	3,700	1,410	2,369	2,351	4,447	3,082	5,583	1,542	7,799	5
----------	----------	1	----------	1	----------	----------	----------	8	27	1	5	----------	25	6
----------	1	1	----------	1	2	1	----------	2	35	----------	10	1	19	7
497,280	199,040	661,903	293,120	527,474	731,038	195,200	423,040	577,404	551,800	472,960	665,103	254,080	578,045	8
36.8	70.1	62.0	27.7	78.2	58.0	48.6	38.3	35.1	79.2	69.5	57.5	58.0	83.4	9
182,808	139,442	410,705	81,322	412,418	424,118	94,800	161,984	202,563	437,135	328,857	382,678	147,243	482,070	10
183,779	139,360	429,173	84,108	420,003	429,206	99,918	196,167	241,174	445,874	319,761	428,908	152,972	494,501	11
209,949	147,397	444,148	87,151	446,229	449,428	109,370	218,872	226,485	472,460	354,169	486,160	160,859	513,789	12
182,808	139,442	410,680	81,322	412,214	424,118	94,800	161,984	202,172	435,401	328,769	382,339	147,243	480,292	13
209,949	147,303	444,106	87,151	446,149	449,168	109,338	218,872	226,374	469,710	354,169	485,472	160,834	512,790	14
----------	----------	25	----------	204	----------	----------	----------	391	1,734	88	339	----------	1,778	15
----------	94	42	----------	80	260	32	----------	111	2,750	----------	688	25	999	16
73.1	87.4	120.8	113.3	130.1	133.9	82.1	91.2	101.3	102.3	113.1	81.2	104.5	63.0	17
68.0	81.4	110.2	102.4	121.7	116.1	72.9	82.7	94.8	100.4	101.4	81.6	93.3	62.6	18
74.6	84.1	122.4	104.2	126.6	121.4	77.5	92.4	96.3	105.4	114.9	86.9	104.3	65.7	19
113,600	84,908	164,242	25,197	135,555	188,202	70,893	69,063	61,256	174,903	87,497	195,536	54,571	330,584	20
119,699	89,691	172,038	28,538	135,675	180,148	71,569	86,418	75,451	171,627	88,583	212,206	59,300	344,068	21
92,563	75,024	150,525	22,441	118,955	161,971	64,306	52,622	52,216	138,028	82,312	154,376	41,790	303,935	22
95,046	77,899	153,723	25,737	126,114	168,143	66,967	68,811	66,040	153,352	80,667	176,272	44,166	313,658	23
2,012	1,114	2,195	591	2,446	7,615	589	1,640	1,153	4,423	1,044	4,631	1,837	2,072	24
1,784	820	2,126	423	622	1,856	703	993	748	2,241	475	4,389	658	3,980	25
19,025	8,770	11,522	2,165	14,154	18,616	5,998	14,801	7,887	32,452	4,141	36,529	10,944	24,577	26
22,869	10,972	16,189	2,378	8,939	10,149	3,899	16,614	8,663	16,034	7,441	31,545	14,476	26,430	27
14,397	20,070	154,461	40,539	206,080	183,919	10,878	55,290	93,452	215,900	175,239	120,104	57,129	58,518	28
11,802	12,952	153,561	37,262	209,252	196,689	12,261	64,762	111,815	227,674	165,310	128,632	52,658	47,977	29
6,804	11,983	42,081	6,042	57,766	37,646	5,339	13,228	14,870	156,380	22,925	72,953	19,628	24,260	30
2,970	6,079	48,312	3,884	49,435	40,674	4,257	16,100	13,849	181,804	12,998	87,793	19,720	20,373	31
5,137	3,929	82,192	15,143	46,276	60,730	2,933	20,048	42,622	24,070	55,023	25,604	12,734	9,598	32
5,930	3,082	71,496	16,748	45,025	70,413	4,036	25,730	42,491	22,154	49,442	23,977	13,474	13,830	33
2,456	4,158	30,188	19,354	102,038	85,543	2,606	22,014	35,960	35,450	97,291	21,547	24,767	24,660	34
2,902	3,791	33,753	16,630	114,792	85,602	3,968	22,932	55,475	23,716	102,870	16,862	19,464	13,774	35
39,313	25,379	72,165	10,972	56,032	37,671	8,281	23,056	35,348	17,924	52,391	35,166	28,170	63,512	36
31,409	27,566	84,738	14,253	59,116	37,914	9,050	24,108	43,235	15,593	51,876	42,054	25,922	63,562	37
15,498	9,085	19,837	4,614	14,751	14,326	4,748	14,575	12,507	28,408	13,730	31,872	7,373	29,456	38
20,869	9,151	18,836	4,055	15,960	14,455	7,038	20,879	10,673	30,980	13,992	46,016	15,092	38,894	39
2,137	1,106	2,917	662	2,717	2,415	690	1,514	1,710	2,979	2,634	3,721	1,219	5,829	40
2,450	1,168	3,415	767	2,850	2,901	830	1,981	2,207	3,165	3,003	4,150	1,379	5,982	41
2,303	1,046	3,101	764	2,823	2,736	782	1,929	2,007	2,814	2,744	4,129	1,150	5,303	42
122	68	135	30	150	293	42	90	133	290	73	203	48	260	43
24	33	91	17	199	217	25	131	122	169	29	92	53	126	44
83	64	85	21	201	233	34	128	113	260	66	205	129	134	45
22	14	21	2	18	15	32	28	26	27	41	83	14	120	46
19	23	19	4	30	11	28	20	15	14	9	55	14	89	47
56	13	54	10	43	18	30	32	39	79	35	121	16	144	48
221	408	327	24	285	445	390	144	130	978	160	705	128	1,440	49
208	489	371	33	372	567	487	241	200	1,093	114	961	193	1,706	50
371	630	390	41	459	715	565	280	194	1,329	237	1,138	248	2,237	51
149	29	211	12	209	100	26	83	80	713	134	415	70	224	52
139	107	201	17	214	106	44	106	122	773	84	530	94	203	53
220	29	207	21	284	178	49	148	125	960	168	614	121	195	54
72	379	116	12	76	345	364	61	50	265	26	290	58	1,216	55
69	382	170	16	158	461	443	135	78	320	30	431	99	1,503	56
151	601	183	20	175	537	516	132	69	369	69	524	127	2,042	57
150,867	86,820	339,595	71,912	338,229	295,376	44,915	129,235	158,808	265,520	284,023	271,369	122,322	310,783	58
162,355	81,735	356,521	75,561	332,685	306,295	47,393	154,297	198,982	282,180	297,751	309,805	122,094	317,376	59
166,813	73,869	358,375	77,407	336,108	299,664	47,097	165,804	179,630	262,738	297,291	308,252	112,788	280,859	60
12,163	7,251	17,401	6,130	32,549	56,038	3,517	10,806	17,879	45,011	13,205	21,257	6,635	21,072	61
2,626	3,679	13,388	3,391	34,881	39,648	2,320	12,621	14,445	27,947	3,452	10,188	7,247	9,120	62
7,473	5,195	13,074	3,588	39,052	43,570	2,434	14,439	14,598	35,207	9,885	23,266	15,710	9,020	63
2,426	3,086	5,097	564	5,705	3,028	5,226	7,683	9,260	5,192	12,436	14,632	3,973	14,575	64
3,334	2,576	4,877	871	6,107	2,595	3,206	6,744	6,278	4,492	2,925	11,144	3,786	9,616	65
6,459	1,529	10,195	1,527	9,818	2,809	4,497	9,379	10,996	13,185	12,973	33,218	4,315	17,284	66
17,352	42,285	48,612	2,716	35,935	69,676	41,142	14,260	16,616	121,412	19,193	75,420	14,313	135,640	67
15,464	51,370	54,387	4,285	46,330	80,668	46,999	22,505	21,469	131,255	15,633	97,771	19,845	158,389	68
29,204	66,804	62,504	4,629	61,251	103,385	55,342	29,250	21,261	161,330	34,020	121,424	28,046	206,626	69
10,607	1,814	28,982	1,587	24,060	11,090	1,738	7,492	8,368	85,126	15,545	39,888	5,808	10,717	70
8,653	9,720	26,246	1,546	23,897	11,352	1,503	7,969	12,153	88,346	9,429	46,801	8,637	8,687	71
15,859	2,110	30,516	1,866	36,513	20,987	2,197	14,590	11,933	111,475	25,514	56,557	10,881	8,019	72
6,745	40,471	19,630	1,129	11,875	58,586	39,404	6,768	8,248	36,286	3,648	35,532	8,505	124,923	73
6,811	41,650	28,141	2,739	22,433	69,316	45,496	14,536	9,316	42,909	6,204	50,970	11,208	149,702	74
13,345	64,694	31,988	2,763	24,738	82,398	53,145	14,660	9,328	49,855	8,506	64,867	17,165	198,607	75
75,232	44,553	125,341	20,099	98,363	113,309	29,766	43,166	41,291	86,068	72,643	112,105	34,155	190,355	76
83,921	43,138	129,020	23,624	99,086	118,555	29,252	54,827	54,158	97,524	75,560	127,935	34,595	192,444	77
6,923	3,658	7,914	1,508	8,827	21,476	2,458	3,567	4,925	14,735	3,470	9,486	1,841	13,460	78
1,272	1,769	5,284	948	10,777	15,753	1,519	5,794	4,561	9,816	907	4,563	2,326	5,904	79
1,190	1,277	1,733	186	1,605	975	3,145	1,880	2,186	1,899	2,308	5,861	1,755	9,655	80
1,562	1,616	2,293	203	1,920	887	2,130	1,827	1,845	1,343	576	4,557	1,110	6,851	81
9,218	25,536	15,537	648	10,160	26,211	28,937	4,009	3,814	35,326	3,891	26,924	4,039	90,465	82
8,291	31,376	17,126	962	14,331	32,948	34,066	6,363	5,476	44,669	3,624	39,217	6,135	108,459	83
5,400	923	8,436	332	6,536	4,384	872	2,050	2,052	24,397	3,047	12,952	1,710	4,914	84
4,872	6,957	7,356	280	7,573	4,844	549	2,095	2,891	28,910	2,195	15,552	2,570	4,390	85
3,818	24,613	7,101	316	3,624	21,827	28,065	1,959	1,762	10,929	844	13,972	2,329	85,551	86
3,419	24,419	9,770	682	6,758	28,104	33,517	4,268	2,585	15,759	1,429	23,665	3,565	104,069	87

COUNTY TABLE II.—FARMS AND FARM ACREAGE, 1930, 1925, AND 1920,

	ITEM (See definitions in Introduction)			THE STATE	Adams	Allegheny	Armstrong	Beaver	Bedford	Berks	Blair
	FARMS AND FARM ACREAGE, BY SIZE										
	Farms, by size:										
1	Under 3 acres	1930	number	1,999	73	83	14	12	8	19	17
2		1925	number	986	----------	33	----------	4	----------	----------	3
3		1920	number	1,049	5	34	6	4	6	16	3
4	3 to 9 acres	1930	number	11,553	301	352	94	112	141	398	146
5		1925	number	18,187	368	656	223	153	225	638	205
6		1920	number	15,048	251	482	263	137	117	432	130
7	10 to 19 acres	1930	number	12,770	338	383	136	126	137	579	161
8		1925	number	17,193	418	646	281	189	199	718	168
9		1920	number	15,866	375	482	260	164	145	669	127
10	20 to 49 acres	1930	number	29,929	630	677	389	380	287	1,354	278
11		1925	number	37,367	710	1,020	621	475	369	1,539	322
12		1920	number	36,462	701	996	613	446	333	1,583	272
13	50 to 99 acres	1930	number	53,378	872	815	941	674	682	1,536	387
14		1925	number	61,438	901	1,132	1,219	808	776	1,666	457
15		1920	number	62,172	895	1,122	1,205	827	747	1,733	391
16	100 to 174 acres	1930	number	45,901	858	484	883	535	1,117	1,190	423
17		1925	number	49,263	930	606	1,011	622	1,185	1,218	469
18		1920	number	52,829	963	670	1,125	720	1,258	1,389	483
19	175 to 259 acres	1930	number	11,935	201	94	164	101	547	215	139
20		1925	number	11,602	187	109	175	123	536	156	138
21		1920	number	13,358	213	140	224	157	575	229	145
22	260 to 499 acres	1930	number	4,226	53	34	39	31	229	52	46
23		1925	number	3,813	39	26	36	38	255	23	51
24		1920	number	4,668	41	37	72	55	246	29	56
25	500 to 999 acres	1930	number	599	6	7	3	2	32	14	11
26		1925	number	480	3	4	3	3	20	6	11
27		1920	number	644	6	5	3	4	30	8	19
28	1,000 to 4,999 acres	1930	number	127	1	6	----------	----------	4	2	----------
29		1925	number	106	1	4	----------	----------	5	1	----------
30		1920	number	143	1	4	----------	----------	5	1	----------
31	5,000 acres and over	1930	number	2	----------	----------	----------	----------	----------	----------	----------
32		1925	number	8	----------	----------	----------	----------	----------	----------	----------
33		1920	number	11	----------	----------	----------	----------	----------	----------	----------
	All land in farms, by size of farm:										
34	Under 3 acres	1930	acres	2,988	92	121	21	17	10	25	25
35		1925	acres	1,764	----------	53	----------	6	----------	----------	6
36		1920	acres	1,770	10	53	7	8	9	21	4
37	3 to 9 acres	1930	acres	67,894	1,808	2,046	608	629	863	2,567	931
38		1925	acres	102,331	2,160	3,726	1,331	875	1,300	3,816	1,178
39		1920	acres	86,498	1,535	2,927	1,493	803	679	2,697	728
40	10 to 19 acres	1930	acres	178,671	4,642	5,227	1,891	1,876	1,922	8,322	2,235
41		1925	acres	235,509	5,739	8,710	3,787	2,482	2,712	10,038	2,238
42		1920	acres	219,815	5,154	6,584	3,527	2,279	2,006	9,378	1,753
43	20 to 49 acres	1930	acres	1,010,404	21,120	22,478	13,525	12,805	9,762	44,996	9,094
44		1925	acres	1,243,674	23,040	32,997	21,049	15,729	12,246	50,436	10,569
45		1920	acres	1,223,319	23,180	32,569	20,683	15,536	11,303	51,852	8,897
46	50 to 99 acres	1930	acres	3,842,803	63,407	56,936	67,618	48,961	51,786	110,789	28,269
47		1925	acres	4,379,006	65,209	73,762	86,425	57,962	58,337	119,308	32,722
48		1920	acres	4,448,069	64,885	77,851	85,889	59,340	56,660	124,360	28,043
49	100 to 174 acres	1930	acres	5,788,013	109,966	60,461	110,739	65,359	145,748	152,128	54,704
50		1925	acres	6,186,490	118,231	75,012	124,480	77,043	154,590	155,307	60,179
51		1920	acres	6,662,147	123,590	84,000	140,711	89,777	163,666	177,371	62,586
52	175 to 259 acres	1930	acres	2,458,526	40,723	19,252	33,680	20,718	113,658	43,712	28,390
53		1925	acres	2,381,605	37,811	22,714	36,022	24,915	111,175	31,450	28,332
54		1920	acres	2,752,589	43,541	28,315	46,637	32,167	119,347	45,856	29,716
55	260 to 499 acres	1930	acres	1,375,761	16,868	10,417	12,180	10,334	76,048	16,993	15,108
56		1925	acres	1,232,221	12,614	8,043	11,560	11,883	82,621	7,372	16,217
57		1920	acres	1,517,904	12,674	12,113	22,858	17,603	81,065	9,084	18,108
58	500 to 999 acres	1930	acres	377,618	4,219	4,387	2,026	1,207	19,078	9,001	6,671
59		1925	acres	299,084	2,027	2,380	2,189	1,600	11,168	3,525	6,778
60		1920	acres	393,217	3,544	3,143	2,073	2,300	17,497	5,060	11,640
61	1,000 to 4,999 acres	1930	acres	195,433	1,300	8,563	----------	----------	6,468	2,975	----------
62		1925	acres	165,506	1,418	4,699	----------	----------	6,621	1,750	----------
63		1920	acres	225,216	1,050	4,998	----------	----------	7,609	1,374	----------
64	5,000 acres and over	1930	acres	11,374	----------	----------	----------	----------	----------	----------	----------
65		1925	acres	69,278	----------	----------	----------	----------	----------	----------	----------
66		1920	acres	120,969	----------	----------	----------	----------	----------	----------	----------
	Crop land harvested, by size of farm:										
67	Under 3 acres	1929	acres	1,557	18	58	10	8	6	7	20
68		1924	acres	1,565	----------	31	----------	3	----------	----------	4
69	3 to 9 acres	1929	acres	37,472	1,123	989	265	186	346	1,530	525
70		1924	acres	63,321	1,375	1,919	598	364	497	2,722	508
71	10 to 19 acres	1929	acres	93,164	2,705	2,375	852	639	748	4,804	1,128
72		1924	acres	132,636	3,549	4,038	1,634	1,021	916	7,458	1,049
73	20 to 49 acres	1929	acres	522,712	12,963	9,826	5,798	4,792	3,357	25,783	3,954
74		1924	acres	666,508	14,632	15,561	8,762	6,775	4,422	32,802	4,360
75	50 to 99 acres	1929	acres	1,933,651	41,110	24,301	29,261	18,046	20,566	70,530	14,014
76		1924	acres	2,259,406	43,495	35,636	38,115	23,042	23,511	81,208	15,410
77	100 to 174 acres	1929	acres	2,617,302	68,555	23,100	43,314	23,119	51,431	99,754	25,321
78		1924	acres	2,859,783	76,597	30,731	47,790	28,521	52,247	111,199	28,412
79	175 to 259 acres	1929	acres	887,333	21,745	7,206	10,939	5,460	30,757	26,187	11,105
80		1924	acres	875,519	21,303	7,944	12,437	7,372	29,887	19,874	10,462
81	260 to 499 acres	1929	acres	381,989	8,659	2,907	3,438	1,872	14,171	9,022	4,823
82		1924	acres	338,047	6,074	2,959	3,082	3,030	14,787	4,487	4,966
83	500 to 999 acres	1929	acres	78,106	1,173	793	232	65	2,798	3,359	1,230
84		1924	acres	59,773	786	1,018	400	198	1,495	1,708	759
85	1,000 to 4,999 acres	1929	acres	32,692	430	3,241	----------	----------	146	589	----------
86		1924	acres	23,997	1,008	1,925	----------	----------	304	50	----------
87	5,000 acres and over	1929	acres	1,789	----------	----------	----------	----------	----------	----------	----------
88		1924	acres	2,956	----------	----------	----------	----------	----------	----------	----------

AND CROP LAND HARVESTED, 1929 AND 1924, BY SIZE OF FARM

Bradford	Bucks	Butler	Cambria	Cameron	Carbon	Centre	Chester	Clarion	Clearfield	Clinton	Columbia	Crawford	Cumberland	
48	41	11	14	----------	2	2	46	5	9	16	11	20	31	1
11	1	6	5	----------	----------	----------	2	7	18	3	----------	6	3	2
17	20	6	9	----------	2	5	30	1	13	4	3	6	10	3
152	344	173	189	14	23	64	387	31	228	33	105	133	286	4
172	640	188	139	5	74	141	527	225	560	76	188	268	325	5
168	494	233	183	5	73	135	526	150	281	39	116	210	290	6
168	512	196	170	13	60	67	457	52	274	50	115	184	263	7
188	810	230	184	15	94	111	578	176	460	85	170	264	267	8
174	747	301	176	14	91	126	594	144	296	67	157	243	274	9
409	1,189	645	386	23	161	160	862	255	612	132	361	740	440	10
473	1,632	765	475	52	216	226	1,081	426	781	203	449	1,088	478	11
517	1,509	1,016	437	32	216	269	1,085	365	655	169	408	1,026	495	12
1,307	1,649	1,527	723	56	278	410	1,288	839	828	270	899	2,373	763	13
1,544	2,023	1,735	995	59	320	496	1,493	1,101	971	328	1,047	2,764	793	14
1,605	2,102	2,155	816	62	314	491	1,524	1,047	1,005	317	1,046	2,715	772	15
1,689	525	936	531	49	156	768	1,202	772	598	298	656	1,663	979	16
1,780	601	1,061	475	35	181	792	1,287	848	652	348	673	1,773	1,001	17
1,862	715	1,298	590	65	178	861	1,412	963	693	331	729	1,862	1,095	18
621	73	168	120	21	31	311	203	173	142	75	101	313	144	19
670	77	159	82	15	17	264	209	162	113	70	107	333	131	20
664	92	204	134	33	39	297	232	206	148	83	119	353	144	21
251	22	32	44	13	12	80	84	35	53	32	26	80	23	22
246	20	28	33	2	19	63	56	30	38	31	13	70	23	23
261	29	55	44	11	16	97	86	52	54	47	22	91	31	24
22	2	2	4	1	7	8	24	1	7	7	5	9	3	25
20	4	5	3	----------	7	9	14	2	7	2	1	10	1	26
19	4	6	7	2	10	10	17	2	10	5	3	13	3	27
----------	2	----------	2	----------	6	4	6	1	1	----------	----------	3	----------	28
----------	----------	----------	1	----------	6	2	2	1	----------	2	----------	2	----------	29
3	2	----------	2	1	10	3	2	1	3	3	----------	2	----------	30
----------	1	----------	----------	----------	----------	1	----------	----------	----------	----------	----------	----------	----------	31
----------	----------	----------	----------	----------	----------	1	----------	----------	----------	----------	----------	----------	----------	32
----------	----------	----------	----------	----------	----------	1	----------	----------	----------	----------	----------	----------	1	33
66	55	17	20	----------	2	2	71	7	14	21	14	29	42	34
16	2	11	6	----------	----------	----------	4	10	28	4	----------	10	5	35
23	31	11	12	----------	2	8	48	1	21	8	6	9	17	36
880	1,968	1,000	1,135	73	154	379	2,262	175	1,345	197	648	815	1,625	37
1,023	3,763	1,127	863	29	437	821	3,038	1,201	2,999	450	1,080	1,450	1,855	38
958	2,884	1,356	1,084	23	432	781	3,115	864	1,527	243	728	1,214	1,845	39
2,565	7,116	2,649	2,382	171	852	883	6,367	736	3,786	702	1,589	2,536	3,642	40
2,566	11,229	3,155	2,616	207	1,272	1,512	7,892	2,368	6,151	1,152	2,331	3,537	3,671	41
2,392	10,307	4,164	2,450	205	1,266	1,716	8,171	2,002	4,051	956	2,211	3,220	3,866	42
14,002	40,448	21,868	12,980	751	5,483	5,233	28,279	9,061	20,285	4,458	12,590	25,679	14,631	43
16,193	53,703	26,590	16,509	1,724	7,080	7,376	35,450	14,524	25,657	6,697	15,460	37,152	15,776	44
17,835	50,150	34,437	14,929	1,051	7,176	8,926	35,546	12,510	21,973	5,608	14,170	35,622	16,311	45
94,931	115,865	108,191	52,055	4,049	20,238	30,465	93,488	61,200	57,324	19,513	67,160	166,579	57,186	46
110,761	141,445	121,713	70,153	4,040	22,592	36,878	107,883	78,582	66,450	24,167	75,646	191,273	59,073	47
116,373	148,234	151,347	57,922	4,495	22,580	35,852	111,375	74,461	69,692	23,185	76,725	188,602	57,460	48
216,580	63,652	114,187	65,962	6,167	18,976	101,886	151,082	95,691	73,555	38,181	81,639	205,154	122,725	49
227,115	72,859	128,172	58,352	4,356	22,191	103,895	169,603	104,716	79,255	43,791	82,229	217,146	125,563	50
238,057	87,666	157,592	73,290	8,127	22,316	112,496	177,725	120,111	84,710	41,992	90,003	230,365	138,795	51
128,893	14,923	33,996	24,569	4,513	6,588	64,899	41,586	35,324	29,007	15,435	20,731	63,094	29,110	52
139,623	15,760	32,112	16,925	3,173	3,548	54,112	42,160	32,976	23,064	14,050	21,955	67,738	26,589	53
138,015	18,838	41,142	27,392	6,713	7,975	62,137	47,554	42,245	30,332	17,009	23,365	71,507	28,957	54
79,576	7,325	10,395	14,268	4,397	4,262	25,921	27,140	11,883	17,690	11,130	7,402	26,301	7,238	55
79,064	6,236	8,823	10,693	775	6,342	20,093	17,629	9,536	12,196	10,311	4,114	21,916	7,438	56
82,048	9,031	17,169	14,296	3,547	5,489	31,348	26,953	17,593	17,395	16,740	7,168	28,843	10,183	57
13,924	1,220	1,100	2,023	830	5,095	4,692	16,978	543	3,996	4,117	2,982	5,733	1,784	58
11,726	2,622	3,075	1,655	----------	4,372	5,842	9,322	1,117	4,337	1,342	568	6,292	700	59
11,360	2,889	3,337	3,669	1,035	7,116	6,519	11,145	1,007	5,177	3,489	1,684	7,862	1,663	60
----------	2,500	----------	3,200	----------	9,140	7,225	7,968	1,736	1,100	----------	----------	3,545	----------	61
----------	----------	----------	1,018	----------	13,439	3,090	2,365	2,200	----------	2,200	----------	2,231	----------	62
3,300	2,500	----------	3,500	1,260	17,310	3,200	2,384	1,632	3,900	6,140	----------	2,200	----------	63
----------	5,000	----------	----------	----------	----------	6,374	----------	----------	----------	----------	----------	----------	----------	64
----------	----------	----------	----------	----------	----------	6,178	----------	----------	----------	----------	----------	----------	----------	65
----------	----------	----------	----------	----------	----------	5,267	----------	----------	----------	----------	----------	----------	5,000	66
23	28	10	13	----------	1	1	53	1	7	3	6	21	24	67
7	2	8	2	----------	----------	----------	4	4	18	2	----------	6	4	68
407	933	514	602	45	105	195	1,074	102	842	121	347	459	1,037	69
545	2,524	677	555	23	278	434	1,945	590	1,946	247	585	822	1,226	70
1,057	3,642	1,224	985	95	446	553	3,008	381	1,843	303	773	1,304	2,194	71
1,268	7,423	1,715	1,461	130	710	818	4,487	1,041	3,318	589	1,148	1,731	2,472	72
5,181	22,780	10,046	5,809	197	2,838	2,665	13,953	4,596	8,544	2,045	6,920	11,208	10,213	73
7,170	36,234	13,140	8,925	786	3,729	3,486	20,710	6,743	11,341	2,710	8,254	16,839	11,263	74
38,105	67,852	47,017	24,149	866	8,759	17,049	48,130	29,683	23,210	9,312	38,432	69,283	42,491	75
47,291	95,060	55,327	37,610	1,071	10,426	20,099	65,818	37,095	29,000	10,924	43,309	80,251	45,622	76
79,427	34,278	43,261	26,068	1,003	7,652	54,453	74,711	41,562	25,587	17,355	42,248	75,608	88,894	77
89,561	44,788	51,520	24,805	953	8,886	56,726	92,324	45,601	29,225	19,281	42,586	81,216	96,075	78
43,093	6,712	10,753	8,014	525	2,063	27,417	18,903	13,464	8,247	5,514	9,369	19,920	18,845	79
50,660	8,338	10,617	4,917	396	1,162	24,807	23,165	11,926	7,082	4,577	9,185	21,927	17,822	80
23,904	3,648	2,395	3,682	380	892	7,339	9,901	4,004	4,228	3,106	2,203	7,723	4,096	81
25,922	3,452	2,419	2,958	115	1,443	5,694	8,431	2,827	3,001	2,574	1,390	6,675	3,727	82
3,575	495	124	254	30	557	787	6,553	131	430	1,039	595	1,042	942	83
3,012	1,857	447	256	----------	623	520	3,367	140	778	189	100	1,000	670	84
----------	1,512	----------	417	----------	399	1,130	2,122	250	----------	----------	----------	681	----------	85
----------	----------	----------	242	----------	395	1,114	1,116	430	----------	107	----------	1,017	----------	86
----------	40	----------	----------	----------	----------	1,749	----------	----------	----------	----------	----------	----------	----------	87
----------	----------	----------	----------	----------	----------	1,550	----------	----------	----------	----------	----------	----------	----------	88

COUNTY TABLE II.—FARMS AND FARM ACREAGE, 1930, 1925, AND 1920,

	ITEM (See definitions in Introduction)		Dauphin	Delaware	Elk	Erie	Fayette	Forest	Franklin	Fulton	Greene
	FARMS AND FARM ACREAGE, BY SIZE										
	Farms, by size:										
1	Under 3 acres	1930 number	21	28	16	47	26	10	53	9	3
2		1925 number		2		29	3	4	6		1
3		1920 number	3	36		26	18	1	18		14
4	3 to 9 acres	1930 number	149	90	35	298	429	4	264	25	103
5		1925 number	281	165	72	484	415	15	444	32	193
6		1920 number	177	224	57	348	305	15	372	18	194
7	10 to 19 acres	1930 number	179	122	55	340	390	13	271	28	156
8		1925 number	246	150	74	444	423	24	332	30	176
9		1920 number	204	217	68	361	296	21	346	24	185
10	20 to 49 acres	1930 number	445	157	177	933	736	56	496	90	365
11		1925 number	526	206	257	1,130	832	85	585	104	419
12		1920 number	506	286	200	1,042	696	76	585	98	442
13	50 to 99 acres	1930 number	719	136	304	1,797	869	128	792	240	723
14		1925 number	778	199	378	2,036	933	163	831	289	741
15		1920 number	744	271	319	2,026	900	156	843	307	830
16	100 to 174 acres	1930 number	631	110	139	1,108	662	92	1,246	510	834
17		1925 number	636	153	172	1,219	682	118	1,268	562	858
18		1920 number	699	191	160	1,259	751	109	1,262	578	918
19	175 to 259 acres	1930 number	123	24	41	262	167	14	340	197	376
20		1925 number	114	26	40	269	171	23	338	195	358
21		1920 number	133	35	34	336	189	20	366	212	397
22	260 to 499 acres	1930 number	28	13	14	88	67	14	62	88	152
23		1925 number	22	4	18	70	72	14	61	68	154
24		1920 number	41	16	12	74	84	11	78	101	169
25	500 to 999 acres	1930 number	4	7	5	12	14	3	11	5	26
26		1925 number	2	3	4	14	21	1	11	4	13
27		1920 number	6	9	4	10	21	4	12	10	16
28	1,000 to 4,999 acres	1930 number		2	3		4	3	1	3	3
29		1925 number	2	2	2	3	5	3	1		2
30		1920 number	3	2	2	3	6	3		2	3
31	5,000 acres and over	1930 number									
32		1925 number									
33		1920 number	1				1		2		
	All land in farms, by size of farm:										
34	Under 3 acres	1930 acres	33	43	22	64	37	20	82	14	3
35		1925 acres		4		44	5	5	10		2
36		1920 acres	6	66		38	26	1	26		20
37	3 to 9 acres	1930 acres	1,002	519	216	1,805	2,463	24	1,539	154	641
38		1925 acres	1,644	961	401	2,690	2,370	100	2,495	192	1,066
39		1920 acres	1,145	1,303	300	2,039	1,737	86	2,006	115	1,005
40	10 to 19 acres	1930 acres	2,502	1,638	729	4,590	5,428	182	3,708	406	2,206
41		1925 acres	3,365	2,034	966	6,069	5,701	327	4,508	401	2,434
42		1920 acres	3,007	2,884	920	4,927	4,103	304	4,644	335	2,546
43	20 to 49 acres	1930 acres	14,990	5,354	6,252	31,334	24,070	1,882	16,726	2,972	12,382
44		1925 acres	17,454	6,502	8,430	37,703	27,074	2,700	19,099	3,478	13,852
45		1920 acres	16,957	9,332	6,788	34,394	22,743	2,542	19,487	3,256	14,543
46	50 to 99 acres	1930 acres	52,712	9,463	20,589	123,647	62,130	8,908	58,643	18,223	52,400
47		1925 acres	56,240	13,821	24,818	139,111	67,083	11,153	61,386	21,271	53,488
48		1920 acres	54,322	18,941	21,197	139,321	65,031	10,528	62,033	22,259	59,739
49	100 to 174 acres	1930 acres	80,103	13,750	17,010	135,722	82,793	11,287	161,251	68,055	108,762
50		1925 acres	81,003	18,996	20,988	149,481	85,676	14,554	164,260	73,327	111,760
51		1920 acres	89,925	23,598	19,553	155,237	94,716	13,406	165,056	75,625	119,125
52	175 to 259 acres	1930 acres	25,349	5,016	8,558	53,520	33,928	2,921	68,951	41,218	78,121
53		1925 acres	22,964	5,361	8,233	55,442	35,073	4,722	68,496	40,090	74,335
54		1920 acres	26,912	7,191	7,070	68,577	39,073	4,148	75,825	43,646	82,880
55	260 to 499 acres	1930 acres	9,016	4,337	4,245	28,870	22,079	4,703	19,927	28,993	49,890
56		1925 acres	6,841	1,325	5,921	21,962	23,997	4,931	19,511	21,805	51,493
57		1920 acres	12,724	5,118	4,454	23,702	29,043	3,797	25,231	31,984	55,810
58	500 to 999 acres	1930 acres	2,901	4,220	3,810	7,584	10,081	2,504	6,346	3,031	17,416
59		1925 acres	1,450	2,000	2,419	8,405	13,931	700	7,061	2,285	9,043
60		1920 acres	3,441	5,270	2,527	5,711	13,212	2,881	6,398	5,692	9,676
61	1,000 to 4,999 acres	1930 acres		3,220	5,480		4,797	8,000	1,026	4,850	3,161
62		1925 acres	5,350	2,300	2,150	4,424	9,340	6,089	1,110		2,585
63		1920 acres	4,346	2,132	2,661	4,578	7,300	6,680		2,257	3,596
64	5,000 acres and over	1930 acres									
65		1925 acres									
66		1920 acres	5,000				5,000		43,800		
	Crop land harvested, by size of farm:										
67	Under 3 acres	1929 acres	22	27	8	40	20	4	27	4	1
68		1924 acres		4		25	2	5	5		
69	3 to 9 acres	1929 acres	623	273	129	1,094	1,056	15	829	61	214
70		1924 acres	1,109	642	304	2,264	827	77	1,450	69	359
71	10 to 19 acres	1929 acres	1,705	755	360	2,630	2,090	92	2,182	167	842
72		1924 acres	2,239	1,187	632	3,697	1,854	182	2,780	111	735
73	20 to 49 acres	1929 acres	10,362	2,233	2,581	17,074	9,418	656	11,361	1,152	4,134
74		1924 acres	12,052	3,417	3,905	21,472	9,872	942	12,781	1,159	4,110
75	50 to 99 acres	1929 acres	37,320	3,638	7,854	57,081	22,727	2,685	41,215	6,296	15,674
76		1924 acres	39,934	6,791	10,120	66,980	24,064	3,312	43,916	7,089	15,095
77	100 to 174 acres	1929 acres	53,334	5,339	4,905	54,990	26,741	3,124	113,809	23,769	28,861
78		1924 acres	53,608	9,556	6,833	62,546	26,995	3,671	115,145	24,239	29,959
79	175 to 259 acres	1929 acres	14,391	1,967	2,085	19,311	9,739	665	40,979	12,952	19,241
80		1924 acres	12,785	3,002	2,257	20,609	9,016	1,272	40,629	11,163	18,990
81	260 to 499 acres	1929 acres	4,830	1,454	621	9,587	5,255	743	7,844	6,844	10,712
82		1924 acres	3,495	298	1,264	7,552	5,308	1,426	7,084	4,750	11,154
83	500 to 999 acres	1929 acres	949	1,529	437	2,017	1,499	197	1,705	370	3,118
84		1924 acres	540	640	366	2,234	2,696	33	1,340	468	1,575
85	1,000 to 4,999 acres	1929 acres		805	158		962	552	150	285	283
86		1924 acres	230	960	119	870	751	136	120		241
87	5,000 acres and over	1929 acres									
88		1924 acres									

AND CROP LAND HARVESTED, 1929 AND 1924, BY SIZE OF FARM—Continued

Huntingdon	Indiana	Jefferson	Juniata	Lackawanna	Lancaster	Lawrence	Lebanon	Lehigh	Luzerne	Lycoming	McKean	Mercer	Mifflin	
18	11	14	34	27	441	4	20	14	19	20	10	27	24	1
5	----	16	----	5	703	1	1	----	3	5	2	5	----	2
7	2	8	5	18	451	1	7	13	10	7	13	2	5	3
45	85	108	55	84	1,645	117	195	153	112	99	35	145	55	4
78	265	274	94	151	2,784	209	307	289	231	160	134	275	29	5
69	148	134	67	123	2,648	143	256	270	178	138	82	145	33	6
46	112	130	54	97	1,082	180	246	261	144	96	51	192	54	7
58	287	239	101	138	1,324	229	308	359	225	164	126	261	46	8
53	177	173	107	129	1,359	176	300	391	197	152	115	220	49	9
101	325	440	157	329	2,054	453	462	629	572	341	170	593	116	10
134	578	676	211	401	2,200	549	499	686	703	462	361	755	124	11
148	500	586	216	354	2,244	499	504	777	704	450	302	750	132	12
291	1,087	916	344	543	2,925	860	605	764	999	843	339	1,637	283	13
344	1,375	1,095	390	614	2,946	955	637	842	1,138	1,061	532	1,809	268	14
353	1,292	1,092	412	583	2,961	903	615	916	1,184	1,070	477	1,828	259	15
677	1,137	680	471	328	1,364	535	567	422	439	954	292	1,123	395	16
816	1,283	717	528	325	1,344	569	580	411	449	1,039	343	1,226	407	17
825	1,417	779	515	360	1,438	630	583	531	540	1,063	374	1,300	408	18
379	224	125	154	65	153	71	87	57	64	249	112	196	130	19
376	218	109	141	58	122	76	75	39	60	234	117	175	151	20
416	301	126	187	92	166	90	84	46	104	284	136	198	167	21
183	66	35	46	16	35	16	19	15	30	83	60	52	45	22
174	52	32	38	17	29	14	22	7	23	87	51	49	45	23
203	89	43	57	31	32	18	20	12	35	88	65	54	49	24
28	10	2	4	11	5	----	1	5	4	20	10	2	5	25
26	4	3	5	7	3	2	----	1	8	16	12	1	6	26
33	5	3	3	8	6	4	2	2	9	19	14	2	6	27
3	1	----	----	----	1	----	1	5	2	5	2	----	----	28
2	----	----	1	1	2	----	----	4	2	2	5	----	----	29
4	4	3	3	----	2	----	1	1	4	2	2	----	----	30
----	----	----	----	----	----	----	----	----	----	----	----	----	----	31
1	----	----	----	----	----	----	----	----	----	----	----	----	----	32
----	----	----	----	----	----	----	----	----	----	----	----	----	----	33
23	14	16	52	33	818	5	27	19	24	30	16	38	33	34
7	----	22	----	8	1,330	2	2	----	5	5	3	10	----	35
10	4	12	10	30	826	2	10	20	14	11	21	3	7	36
267	526	659	305	505	8,915	656	1,200	967	734	597	211	864	300	37
458	1,469	1,460	526	824	14,055	1,181	1,756	1,679	1,259	932	762	1,510	190	38
399	878	803	446	687	13,614	796	1,501	1,648	970	836	485	892	214	39
710	1,513	1,933	900	1,397	14,862	2,445	3,451	3,722	2,013	1,305	654	2,644	742	40
784	3,919	3,207	1,444	1,857	18,151	3,037	4,290	5,010	3,077	2,234	1,642	3,594	652	41
745	2,416	2,338	1,470	1,816	18,685	2,406	4,195	5,550	2,652	2,091	1,542	3,094	697	42
3,420	11,542	15,000	5,452	11,158	68,419	15,414	14,785	20,775	20,646	11,904	5,668	20,228	3,738	43
4,569	19,840	22,703	7,020	13,255	73,399	18,454	16,174	22,377	23,986	15,698	11,725	25,628	3,971	44
5,063	17,264	20,022	7,208	11,859	82,434	16,926	16,333	25,177	24,377	15,354	9,852	25,960	4,399	45
22,583	80,373	64,794	25,503	38,143	210,694	60,542	44,522	55,228	69,041	62,352	23,715	116,110	21,261	46
25,387	99,578	76,424	28,535	42,433	212,312	66,819	47,397	60,351	78,413	77,113	36,587	127,088	20,248	47
26,597	94,169	76,301	30,291	40,712	213,694	63,343	45,494	66,447	82,276	78,237	32,645	128,764	19,206	48
90,040	143,029	83,798	59,859	40,244	166,396	64,575	70,454	51,127	52,841	119,149	37,574	137,522	51,623	49
107,012	160,298	87,422	67,708	40,176	163,164	68,063	71,941	49,641	54,455	128,386	42,593	150,052	53,387	50
109,727	179,202	96,926	66,269	44,798	174,967	76,726	72,327	64,789	65,816	132,071	47,414	161,427	53,174	51
73,679	46,214	25,371	31,772	13,105	31,035	14,693	17,771	11,731	13,428	51,976	23,621	40,107	26,742	52
77,363	44,658	22,368	28,706	11,768	25,038	15,510	15,139	8,119	12,638	47,833	24,366	35,486	31,348	53
86,337	62,102	25,803	38,364	19,145	33,825	18,142	17,380	9,584	21,798	58,612	28,658	40,353	34,150	54
60,225	21,815	11,319	15,345	5,145	11,026	5,058	6,028	5,298	9,572	26,326	19,571	16,124	14,768	55
55,890	16,687	10,515	12,453	5,413	8,845	4,618	6,867	2,598	8,078	28,296	16,498	15,316	14,611	56
67,526	28,797	14,545	19,258	10,604	9,529	5,377	6,818	4,217	11,818	29,260	20,665	16,829	15,944	57
17,016	6,253	1,400	2,178	7,175	3,608	----	625	3,007	3,258	11,951	5,813	1,100	2,802	58
15,621	2,455	2,008	3,688	4,706	1,970	1,141	----	627	4,635	9,481	7,193	588	3,552	59
19,229	3,244	1,750	1,786	4,835	3,106	2,379	1,029	1,000	5,677	11,153	8,458	1,138	3,180	60
3,746	1,700	----	----	----	1,600	----	2,998	8,440	2,740	7,878	2,009	----	----	61
2,733	----	----	1,800	1,132	2,500	----	----	5,487	2,502	2,485	6,803	----	----	62
10,207	4,863	5,216	7,000	----	4,096	----	1,000	1,965	7,050	2,200	2,600	----	----	63
----	----	----	----	----	----	----	----	----	----	----	----	----	----	64
5,000	----	----	----	----	----	----	----	----	----	----	----	----	----	65
----	----	----	----	----	----	----	----	----	----	----	----	----	----	66
5	9	9	15	20	580	1	17	13	17	15	8	9	16	67
1	----	18	----	8	1,314	2	1	----	4	3	2	6	----	68
146	267	325	122	205	6,800	240	773	612	380	338	87	410	136	69
157	771	725	206	418	12,041	545	1,267	1,246	643	535	426	724	81	70
330	715	939	398	520	10,410	980	2,287	2,332	953	734	313	1,192	305	71
257	1,796	1,667	548	791	13,524	1,381	3,037	3,526	1,391	1,149	675	1,733	258	72
1,382	4,800	7,006	2,600	4,122	49,763	6,818	10,114	13,814	8,223	6,615	1,958	8,753	1,730	73
1,362	8,339	11,147	3,141	5,220	55,411	8,855	11,404	15,548	9,697	7,461	4,220	12,020	1,838	74
8,372	35,556	30,752	12,957	13,533	159,312	28,246	33,225	36,564	27,239	32,769	7,404	50,542	11,653	75
7,769	43,542	37,993	14,034	17,127	164,116	32,267	35,596	42,684	32,911	38,393	11,031	59,525	11,286	76
31,677	56,164	34,881	29,137	11,894	112,741	27,112	51,032	32,660	18,254	56,394	9,596	52,115	27,489	77
35,742	65,265	40,221	32,860	13,455	114,169	30,329	52,916	33,674	19,564	57,871	11,648	61,918	28,413	78
22,782	14,921	9,092	12,481	3,590	16,997	5,118	11,190	6,812	3,001	19,287	4,849	13,097	11,844	79
23,045	15,173	8,806	11,450	3,913	14,216	6,407	10,613	4,920	3,664	17,194	5,315	12,729	13,725	80
14,712	5,804	3,568	4,535	947	5,525	1,604	2,636	3,526	2,235	8,082	3,238	4,836	4,380	81
12,726	4,642	3,542	3,851	1,709	4,309	1,869	2,804	1,638	1,610	6,727	3,271	4,383	3,739	82
3,470	994	313	469	1,326	1,319	----	60	1,259	726	1,485	876	219	321	83
2,156	270	343	371	791	776	212	----	558	569	1,020	1,246	136	520	84
475	234	----	----	----	282	----	200	4,281	20	1,009	176	----	----	85
440	----	----	136	92	808	----	----	3,443	68	1,215	140	----	----	86
----	----	----	----	----	----	----	----	----	----	----	----	----	----	87
19	----	----	----	----	----	----	----	----	----	----	----	----	----	88

COUNTY TABLE II.—FARMS AND FARM ACREAGE, 1930, 1925, AND 1920,

	ITEM (See definitions in Introduction)		Monroe	Montgomery	Montour	Northampton	Northumberland	Perry	Philadelphia	Pike	Potter
	FARMS AND FARM ACREAGE, BY SIZE										
	Farms, by size:										
1	Under 3 acres	1930 number	5	56	4	17	8	15	16	10	4
2		1925 number		4		7	6		1	2	5
3		1920 number		31	1	8	10	2	14		3
4	3 to 9 acres	1930 number	41	365	27	222	88	87	46	21	38
5		1925 number	94	544	51	394	210	95	77	37	50
6		1920 number	104	613	21	393	192	102	77	13	44
7	10 to 19 acres	1930 number	104	473	34	374	119	104	43	27	33
8		1925 number	97	651	47	497	193	141	58	37	54
9		1920 number	115	739	46	488	187	131	65	19	37
10	20 to 49 acres	1930 number	251	1,075	87	713	355	224	46	75	124
11		1925 number	286	1,389	102	848	455	263	127	115	161
12		1920 number	341	1,501	107	862	460	274	139	92	158
13	50 to 99 acres	1930 number	484	1,033	226	899	754	483	51	169	353
14		1925 number	526	1,255	241	933	826	572	93	213	455
15		1920 number	601	1,423	262	997	846	564	96	226	514
16	100 to 174 acres	1930 number	338	298	259	418	685	647	22	129	542
17		1925 number	377	346	265	426	720	668	21	177	629
18		1920 number	489	438	269	486	740	692	29	183	616
19	175 to 259 acres	1930 number	92	37	50	39	109	221	2	44	279
20		1925 number	69	35	45	30	104	216	2	68	270
21		1920 number	97	54	47	39	124	244	1	76	274
22	260 to 499 acres	1930 number	44	13	6	23	22	68	1	38	164
23		1925 number	37	20	14	9	10	70	1	41	163
24		1920 number	55	30	17	8	26	85	1	55	189
25	500 to 999 acres	1930 number	6	9	1		3	10	1	11	25
26		1925 number	8	5	2	2	3	3		13	25
27		1920 number	14	10	3	2	4	9		17	30
28	1,000 to 4,999 acres	1930 number	5	1	1	2		2	3	4	2
29		1925 number	4	1				2	1	8	2
30		1920 number	2	1	1			2	1	6	1
31	5,000 acres and over	1930 number									
32		1925 number								2	1
33		1920 number								3	
	All land in farms, by size of farm:										
34	Under 3 acres	1930 acres	7	78	5	29	12	17	21	16	6
35		1925 acres		8		13	7		2	4	8
36		1920 acres		51	2	13	20	2	25		5
37	3 to 9 acres	1930 acres	257	2,235	168	1,468	527	495	268	132	203
38		1925 acres	521	3,167	293	2,334	1,201	582	452	196	266
39		1920 acres	611	3,646	122	2,356	1,069	605	446	65	250
40	10 to 19 acres	1930 acres	1,505	6,593	495	5,256	1,849	1,471	555	463	432
41		1925 acres	1,401	8,984	629	6,948	2,688	2,008	763	539	710
42		1920 acres	1,726	10,301	674	6,772	2,595	1,794	885	282	460
43	20 to 49 acres	1930 acres	8,670	35,536	3,018	23,945	12,139	7,718	1,560	2,548	4,124
44		1925 acres	9,704	45,570	3,442	27,515	15,320	8,862	4,161	4,095	5,425
45		1920 acres	11,474	49,881	3,653	28,180	15,692	9,154	4,516	3,413	5,291
46	50 to 99 acres	1930 acres	35,039	71,234	16,737	63,083	55,374	35,795	3,616	11,729	25,944
47		1925 acres	38,266	86,915	17,721	65,752	60,448	41,668	6,277	14,697	32,766
48		1920 acres	43,766	98,302	19,352	70,104	62,564	41,666	6,558	15,618	36,584
49	100 to 174 acres	1930 acres	42,495	36,438	32,546	50,769	85,668	83,592	2,499	15,792	69,951
50		1925 acres	46,973	41,802	33,332	51,442	90,068	86,455	2,462	22,641	80,934
51		1920 acres	61,432	53,095	33,788	58,860	93,085	89,871	3,389	23,434	78,942
52	175 to 259 acres	1930 acres	18,996	7,633	10,183	7,858	22,048	45,709	375	8,945	58,393
53		1925 acres	13,986	7,091	9,218	5,967	21,077	44,303	413	13,975	56,222
54		1920 acres	20,264	11,263	9,520	7,966	26,171	52,042	185	15,466	57,569
55	260 to 499 acres	1930 acres	15,225	4,276	1,922	7,573	6,613	22,615	388	13,058	55,053
56		1925 acres	12,924	6,807	4,556	3,019	3,144	21,554	294	14,711	53,794
57		1920 acres	18,428	9,867	5,510	2,669	8,125	26,895	352	18,664	62,931
58	500 to 999 acres	1930 acres	3,617	6,007	570		1,650	6,766	500	6,695	15,461
59		1925 acres	4,464	2,984	1,186	1,170	1,611	2,127		7,703	16,478
60		1920 acres	9,125	6,627	1,825	1,204	2,212	5,386		10,264	20,119
61	1,000 to 4,999 acres	1930 acres	9,045	1,714	2,176	2,579		3,477	3,772	6,045	4,800
62		1925 acres	4,566	1,200				2,753	1,147	19,123	4,500
63		1920 acres	2,645	1,900	1,590			3,900	1,052	11,823	1,000
64	5,000 acres and over	1930 acres									
65		1925 acres								23,600	9,500
66		1920 acres								44,652	
	Crop land harvested, by size of farm:										
67	Under 3 acres	1929 acres	3	46	2	23	7	8	19	7	2
68		1924 acres		8		10	1		2	1	6
69	3 to 9 acres	1929 acres	133	1,169	101	847	318	216	193	45	113
70		1924 acres	271	2,353	188	1,797	639	276	316	88	122
71	10 to 19 acres	1929 acres	628	3,507	268	3,093	1,028	721	357	133	180
72		1924 acres	658	6,208	425	4,856	1,469	982	524	151	276
73	20 to 49 acres	1929 acres	3,347	21,009	1,779	14,377	7,060	3,588	875	569	1,769
74		1924 acres	3,920	31,264	2,132	18,003	8,950	4,062	2,527	857	2,142
75	50 to 99 acres	1929 acres	12,742	43,935	11,036	40,126	33,060	17,908	1,908	1,949	9,827
76		1924 acres	14,423	59,594	12,093	44,837	37,380	20,003	3,768	2,434	11,233
77	100 to 174 acres	1929 acres	13,385	20,525	20,490	32,202	49,644	40,158	1,221	2,111	23,551
78		1924 acres	14,972	25,330	21,495	33,308	53,617	42,871	1,557	2,996	25,115
79	175 to 259 acres	1929 acres	4,047	3,486	5,048	3,989	10,852	20,111	185	916	16,820
80		1924 acres	2,941	4,201	4,974	2,513	11,436	19,554	329	1,581	14,992
81	260 to 499 acres	1929 acres	2,038	1,834	739	3,391	2,799	6,403	240	1,016	14,019
82		1924 acres	1,375	3,700	1,708	1,570	1,104	5,587	230	1,004	12,016
83	500 to 999 acres	1929 acres	255	2,495	427		582	1,807	121	323	1,885
84		1924 acres	519	1,630	590	720	475	233		382	3,061
85	1,000 to 4,999 acres	1929 acres	120	313	325	1,994		237	2,075	110	350
86		1924 acres	165	775				429	466	315	153
87	5,000 acres and over	1929 acres									
88		1924 acres								46	46

AND CROP LAND HARVESTED, 1929 AND 1924, BY SIZE OF FARM—Continued

Schuylkill	Snyder	Somerset	Sullivan	Susquehanna	Tioga	Union	Venango	Warren	Washington	Wayne	Westmoreland	Wyoming	York	
11	29	21	5	29	9	19	18	15	20	28	43	6	233	1
1		4					24	6	2		8	2	21	2
3	5	14		3	3	1	2	3	11	2	11	1	56	3
184	66	261	22	88	91	47	54	57	374	98	423	76	741	4
242	113	346	25	118	140	120	132	122	380	150	504	129	737	5
172	104	219	19	97	90	116	82	89	358	95	464	67	658	6
190	90	225	18	79	104	77	77	88	306	119	382	74	881	7
234	127	312	22	102	140	140	127	140	303	160	461	101	1,034	8
254	103	237	31	110	120	135	97	126	286	113	490	80	931	9
550	251	417	71	228	241	212	290	323	549	403	847	166	1,864	10
675	260	555	93	333	370	269	406	485	586	470	964	215	2,056	11
679	269	470	104	279	332	255	365	419	574	392	976	194	1,960	12
918	566	653	241	791	805	432	688	686	995	880	1,403	438	2,169	13
930	634	746	312	906	1,116	454	929	880	1,078	1,029	1,567	497	2,204	14
975	641	727	317	938	1,095	480	944	854	1,017	1,027	1,638	498	2,260	15
520	499	1,002	243	1,235	1,135	309	503	614	1,382	909	1,246	450	1,488	16
516	483	1,121	272	1,315	1,276	331	604	665	1,451	926	1,388	493	1,540	17
596	534	1,083	260	1,374	1,315	355	677	621	1,502	947	1,499	507	1,665	18
89	74	556	75	494	493	40	101	131	470	313	299	133	227	19
75	78	561	64	484	443	41	105	174	479	291	288	149	213	20
90	76	589	64	489	521	43	139	167	550	346	394	156	228	21
25	19	235	41	201	256	15	38	68	161	129	53	60	43	22
24	17	232	32	174	186	14	39	52	150	112	66	51	36	23
39	19	257	40	209	202	19	47	55	170	133	105	54	39	24
6	1	28	2	22	32	2	5	11	16	23	8	4	2	25
4	1	18	1	17	24	1	5	14	11	11	6	2	2	26
4	2	32	1	25	23	7	14	13	12	19	4	5		27
	1	2		3	2	1	2	6	1	6	3	2	1	28
		1		2	1		2	5	1	6	4			29
1		2		2	1		2	6	2	7	11	1	1	30
														31
								1			2			32
										1	1			33
15	35	27	6	40	12	29	26	22	32	43	55	8	310	34
1		4					28	10	4		12	4	34	35
5	8	19		4	4	1	3	5	17	2	21	2	89	36
1,099	364	1,460	142	494	521	263	305	322	2,157	574	2,464	410	4,389	37
1,350	648	1,967	151	672	777	720	729	662	2,222	848	2,957	684	4,430	38
1,033	598	1,348	126	561	531	661	434	556	2,037	583	2,705	366	3,968	39
2,790	1,236	3,072	252	1,241	1,420	1,077	1,033	1,228	4,208	1,620	5,289	1,261	12,545	40
3,202	1,797	4,258	309	1,432	1,910	1,907	1,675	1,932	4,135	2,146	6,357	1,368	14,343	41
3,511	1,390	3,237	439	1,522	1,593	1,835	1,322	1,753	3,810	1,582	6,720	803	13,784	42
19,018	8,883	13,390	2,317	7,937	8,232	7,450	10,482	11,262	18,506	13,955	28,332	5,713	62,030	43
22,950	8,863	18,174	3,070	11,186	12,535	8,956	14,195	16,356	19,537	16,151	31,592	7,287	67,670	44
23,484	9,190	15,344	3,636	9,484	11,084	8,450	13,064	14,264	19,598	13,554	32,598	6,628	65,153	45
65,719	42,384	47,586	17,347	59,289	59,615	32,160	48,894	49,081	73,415	62,594	101,218	31,484	155,900	46
66,416	46,842	54,320	22,163	66,467	81,087	33,629	64,707	62,081	79,330	72,313	111,848	34,678	161,579	47
69,796	47,521	52,981	22,442	69,069	79,811	35,559	65,573	60,380	75,672	73,218	117,802	34,916	161,937	48
64,132	62,863	132,344	31,064	158,838	147,226	38,319	61,623	76,891	178,901	115,200	156,332	57,196	185,828	49
63,936	59,627	145,510	34,300	169,915	162,802	41,032	74,576	82,164	188,138	114,935	172,294	61,450	191,334	50
74,695	65,753	142,121	33,095	176,468	166,648	43,535	83,184	78,076	195,072	120,247	187,534	64,133	208,870	51
18,190	15,523	115,852	15,514	102,159	102,353	8,125	20,534	27,114	97,203	64,295	61,564	27,414	45,888	52
15,340	15,684	116,425	13,153	99,813	91,867	8,348	21,527	36,153	98,063	60,483	58,316	30,193	42,728	53
18,579	15,607	121,984	13,595	100,786	108,494	8,877	28,355	34,723	112,930	71,362	79,933	32,629	45,954	54
8,078	6,190	77,751	13,456	64,551	82,029	4,599	12,438	21,567	51,215	43,135	18,796	18,986	13,091	55
7,621	5,314	75,968	10,386	56,496	60,170	4,776	12,482	17,484	47,087	35,601	20,678	16,008	11,300	56
12,956	6,120	83,965	13,168	69,617	65,353	6,157	15,048	18,079	53,420	43,600	33,109	17,479	12,034	57
3,758	645	16,970	1,224	14,140	20,095	1,250	3,610	6,274	9,980	14,656	4,636	2,368	1,052	58
2,964	585	11,347	576	10,029	15,458	550	3,248	9,394	6,358	6,884	3,989	1,300	1,083	59
2,890	1,210	20,649	650	14,668	13,690	4,295	9,413	8,044	7,704	10,963	3,395	2,903		60
	1,319	2,253		3,729	2,015	1,528	3,039	8,802	1,518	12,785	3,992	2,403	1,077	61
		1,200		3,993	2,000		3,000	5,938	1,000	10,400	4,865			62
3,000		2,500		4,050	2,220		2,476	10,605	2,200	12,808	16,343	1,000	2,000	63
														64
								9,000			16,000			65
										6,250	6,000			66
2	12	19	4	6	10	8	10	12	12	17	29	3	91	67
1		2					10	7	4		7	4	7	68
608	194	814	83	225	282	171	146	177	686	270	1,059	149	2,591	69
968	327	1,057	93	339	490	411	375	397	670	386	1,427	281	2,784	70
1,562	628	1,459	114	493	649	761	498	559	1,104	650	2,291	440	7,691	71
2,070	929	2,076	156	638	967	1,251	781	938	1,345	798	2,763	506	8,743	72
10,713	4,916	6,539	900	2,898	3,837	4,893	4,201	3,772	5,945	4,444	12,897	1,814	40,433	73
18,824	5,047	8,051	1,407	4,178	5,731	5,857	5,978	6,120	7,121	4,819	14,972	2,374	43,155	74
37,265	25,507	21,550	6,236	20,232	26,080	23,367	18,878	15,071	25,602	19,479	45,084	10,122	101,907	75
38,247	29,912	23,398	8,381	22,919	35,934	24,215	26,248	20,135	29,682	21,385	51,845	10,835	105,610	76
31,898	34,984	55,022	9,197	48,455	62,501	27,090	20,295	19,988	59,495	31,662	64,865	16,747	119,097	77
31,099	33,507	57,976	10,872	53,002	68,612	28,781	25,457	23,421	67,366	31,532	74,764	18,733	123,759	78
6,812	6,603	42,816	3,539	28,200	37,284	4,683	5,174	5,845	30,226	14,974	20,695	6,725	25,674	79
5,868	6,742	41,080	2,855	28,383	34,011	4,807	5,679	8,325	32,140	13,531	20,814	7,337	24,683	80
2,855	1,838	19,423	2,288	14,886	27,422	2,214	2,131	4,224	12,599	8,317	4,960	4,672	5,790	81
2,614	1,319	18,824	1,859	14,079	19,309	1,525	3,169	3,395	13,167	6,916	5,917	3,911	4,585	82
848	100	2,604	80	2,895	3,516	390	621	1,096	2,234	1,969	1,673	753	570	83
365	116	1,245	114	2,312	3,066	120	444	1,704	1,727	798	1,452	185	332	84
	242	279		665	390	729	668	1,472	125	530	823	365	91	85
		14		264	23		670	1,348	130	502	1,266			86
														87
								250			1,045			88

COUNTY TABLE III.—VALUE OF FARM LAND AND BUILDINGS, AND IMPLEMENTS AND

	ITEM (See definitions in Introduction)		THE STATE	Adams	Allegheny	Armstrong	Beaver	Bedford
1	**Value of land and buildings, total**	1930 dollars	1,203,017,645	18,176,862	47,786,312	13,702,979	13,343,936	13,470,752
2		1925 dollars	1,170,171,554	17,740,740	47,764,426	16,270,561	14,348,498	13,657,666
3		1920 dollars	1,326,752,028	22,675,326	48,086,097	21,882,477	17,069,599	17,210,644
4	Land (excluding buildings)	1930 dollars	529,696,248	7,419,623	27,980,904	6,229,744	6,787,294	6,507,682
5		1925 dollars	555,145,549	7,652,105	29,567,811	8,550,955	7,881,193	6,762,805
6		1920 dollars	726,158,051	12,890,935	33,730,885	13,354,232	10,805,712	10,355,084
7	Buildings (including dwellings)	1930 dollars	673,321,397	10,757,239	19,805,408	7,473,235	6,556,642	6,963,070
8		1925 dollars	615,026,005	10,088,635	18,196,615	7,719,606	6,467,305	6,894,861
9		1920 dollars	600,593,977	9,784,391	14,355,212	8,528,245	6,263,887	6,855,560
10	Farmers' dwellings	1930 dollars	351,467,338	5,577,463	10,678,308	4,152,090	3,928,031	3,607,280
11	Farms reporting	1930 number	165,054	3,247	2,722	2,547	1,848	3,069
	Average values:							
12	Land and buildings, per farm	1930 dollars	6,977	5,454	16,282	5,146	6,763	4,231
13		1925 dollars	5,838	4,988	11,276	4,559	5,941	3,826
14		1920 dollars	6,560	6,571	12,106	5,803	6,790	4,971
15	Land and buildings, per acre	1930 dollars	78.58	68.81	251.66	56.56	82.42	31.67
16		1925 dollars	71.81	66.14	201.46	56.72	74.54	30.99
17		1920 dollars	75.14	81.23	190.40	67.56	77.66	37.43
18	**Value of implements and machinery**	1930 dollars	154,756,206	2,725,373	3,036,907	1,755,025	1,290,561	2,084,934
19		1925 dollars	140,652,293	2,250,001	2,759,221	1,874,410	1,477,661	2,099,357
20		1920 dollars	163,826,365	3,044,281	3,128,766	2,299,939	1,576,670	3,178,335
	Value, by color of farm operator:							
21	Land and buildings — White [1]	1930 dollars	1,200,732,465	18,162,662	47,658,112	13,698,379	13,300,416	13,467,352
22		1920 dollars	1,323,490,968	22,639,476	47,923,347	21,869,477	17,048,199	17,162,944
23	Colored [1]	1930 dollars	2,285,180	14,200	128,200	4,600	43,520	3,400
24		1920 dollars	3,261,060	35,850	162,750	13,000	21,400	47,700
	Values, by tenure of farm operator:							
	Land and buildings—							
25	Full owners	1930 dollars	841,086,771	11,383,243	27,006,562	10,182,367	11,074,210	10,883,525
26		1925 dollars	838,824,645	11,066,240	28,692,580	13,267,303	10,874,754	10,427,230
27	Part owners	1930 dollars	63,218,891	723,506	3,049,995	1,152,864	461,210	456,720
28		1925 dollars	35,642,578	275,900	2,681,785	341,542	404,500	448,300
29	Managers	1930 dollars	78,671,796	1,876,532	9,132,561	295,835	216,590	119,150
30		1925 dollars	39,392,591	1,766,500	3,787,550	64,000	370,850	160,500
31	Tenants	1930 dollars	220,040,187	4,193,581	8,597,194	2,071,913	1,591,926	2,011,357
32		1925 dollars	256,311,740	4,632,100	12,602,511	2,597,716	2,698,394	2,621,636
33	Cash tenants	1930 dollars	84,380,298	497,570	8,102,844	1,146,615	1,384,626	324,922
34		1925 dollars	77,141,281	282,550	11,155,061	1,231,908	1,978,390	372,411
35	Other tenants	1930 dollars	135,659,889	3,696,011	494,350	925,298	207,300	1,686,435
36		1925 dollars	179,170,459	4,349,550	1,447,450	1,365,808	720,004	2,249,225
	Implements and machinery—							
37	Full owners	1930 dollars	112,736,556	1,763,296	1,881,632	1,370,236	1,074,503	1,734,348
38	Part owners	1930 dollars	9,515,113	124,085	330,866	164,155	64,045	67,385
39	Managers	1930 dollars	5,678,533	208,359	368,240	23,917	27,175	9,775
40	Tenants	1930 dollars	26,826,004	629,633	456,169	196,717	124,838	273,426
41	Cash tenants	1930 dollars	7,566,488	46,305	419,744	91,162	103,238	38,655
42	Other tenants	1930 dollars	19,259,516	583,328	36,425	105,555	21,600	234,771

	ITEM (See definitions in Introduction)		Clearfield	Clinton	Columbia	Crawford	Cumberland	Dauphin
1	**Value of land and buildings, total**	1930 dollars	10,220,025	4,813,408	10,503,935	26,604,950	21,747,975	14,777,093
2		1925 dollars	11,591,591	5,644,420	10,113,987	28,211,287	21,827,930	15,172,264
3		1920 dollars	12,361,794	5,243,595	10,774,310	30,440,352	25,459,494	16,856,971
4	Land (excluding buildings)	1930 dollars	4,104,690	2,079,543	4,357,535	11,050,355	9,341,796	5,912,509
5		1925 dollars	5,131,185	2,462,420	4,983,280	13,732,881	10,142,815	6,375,560
6		1920 dollars	6,340,658	2,972,595	5,718,647	15,614,614	14,876,914	8,622,899
7	Buildings (including dwellings)	1930 dollars	6,115,335	2,733,865	6,146,400	15,554,595	12,406,179	8,865,484
8		1925 dollars	6,460,406	3,182,000	5,130,707	14,478,406	11,685,115	8,796,695
9		1920 dollars	6,021,136	2,271,000	5,055,663	14,825,738	10,582,580	8,234,072
10	Farmers' dwellings	1930 dollars	3,531,585	1,384,870	3,077,540	8,625,521	6,251,850	4,704,643
11	Farms reporting	1930 number	2,652	862	2,191	5,302	2,842	2,208
	Average values:							
12	Land and buildings, per farm	1930 dollars	3,714	5,272	4,609	4,821	7,417	6,428
13		1925 dollars	3,220	4,917	3,819	4,289	7,223	5,820
14		1920 dollars	3,914	4,924	4,139	4,668	8,173	6,697
15	Land and buildings, per acre	1930 dollars	49.11	51.34	53.93	53.27	91.38	78.35
16		1925 dollars	52.66	54.19	49.73	51.41	90.70	77.29
17		1920 dollars	51.77	45.45	49.87	53.46	96.40	77.40
18	**Value of implements and machinery**	1930 dollars	1,524,444	835,742	2,489,691	3,985,654	2,501,962	2,115,964
19		1925 dollars	1,559,409	704,758	2,044,946	4,029,617	2,353,882	1,688,095
20		1920 dollars	1,596,855	746,336	2,235,230	4,196,648	2,612,501	2,271,667
	Value, by color of farm operator:							
21	Land and buildings — White [1]	1930 dollars	10,220,025	4,806,408	10,503,935	26,562,250	21,742,975	14,735,993
22		1920 dollars	12,361,794	5,243,595	10,774,310	30,412,352	25,448,769	16,839,371
23	Colored [1]	1930 dollars	----------	7,000	----------	42,700	5,000	42,000
24		1920 dollars	----------	----------	----------	28,000	10,725	17,600
	Values, by tenure of farm operator:							
	Land and buildings—							
25	Full owners	1930 dollars	8,487,015	3,211,308	8,299,485	20,735,690	10,982,860	8,431,935
26		1925 dollars	10,458,246	3,565,320	7,751,727	22,884,722	10,592,175	8,608,799
27	Part owners	1930 dollars	698,920	362,100	354,150	2,304,045	276,150	281,922
28		1925 dollars	103,900	241,150	165,000	2,004,415	247,750	227,400
29	Managers	1930 dollars	244,500	155,500	212,000	648,200	1,121,300	2,159,486
30		1925 dollars	174,500	157,600	111,600	205,500	845,470	1,400,100
31	Tenants	1930 dollars	789,590	1,084,500	1,638,300	2,917,015	9,367,665	3,904,650
32		1925 dollars	854,945	1,680,350	2,085,660	3,116,650	10,142,535	4,935,965
33	Cash tenants	1930 dollars	431,140	174,250	258,550	1,541,190	583,910	964,460
34		1925 dollars	297,850	145,400	158,400	1,377,700	331,350	1,171,325
35	Other tenants	1930 dollars	358,450	910,250	1,379,750	1,375,825	8,783,755	2,940,190
36		1925 dollars	557,095	1,534,950	1,927,260	1,738,950	9,811,185	3,764,640
	Implements and machinery—							
37	Full owners	1930 dollars	1,263,661	539,187	2,029,226	3,189,850	1,319,352	1,267,358
38	Part owners	1930 dollars	146,802	55,674	82,870	368,841	41,657	64,985
39	Managers	1930 dollars	30,200	19,010	33,100	63,583	93,318	231,818
40	Tenants	1930 dollars	83,781	221,871	344,495	363,380	1,047,635	551,803
41	Cash tenants	1930 dollars	41,577	33,850	54,230	195,291	55,684	131,657
42	Other tenants	1930 dollars	42,204	188,021	290,265	168,089	991,951	420,146

[1] "White" includes Mexicans and "Colored" includes Negroes, Indians, Chinese, Japanese, and all other nonwhite races.

MACHINERY, 1930, 1925, AND 1920, BY COLOR AND BY TENURE OF FARM OPERATOR

Berks	Blair	Bradford	Bucks	Butler	Cambria	Cameron	Carbon	Centre	Chester	Clarion	
34,205,503	10,231,797	19,015,288	43,276,476	21,942,855	11,906,257	590,770	4,319,978	12,008,984	68,582,985	11,464,055	1
33,343,217	10,350,692	21,307,060	38,981,885	21,511,865	11,718,882	851,900	4,999,850	13,765,126	53,123,138	13,682,765	2
36,175,788	10,846,664	22,003,530	39,706,433	31,124,788	13,281,439	1,037,189	4,021,829	15,259,350	54,348,336	14,846,360	3
13,176,915	4,721,732	6,900,813	16,546,377	9,733,115	5,707,054	222,140	1,697,763	5,738,399	28,400,154	5,019,615	4
13,507,517	5,112,047	9,550,098	13,386,997	10,530,730	5,959,873	378,800	1,576,959	6,637,159	23,915,102	6,351,545	5
15,589,170	6,142,639	9,888,447	16,451,846	17,464,392	7,415,570	472,114	1,795,664	8,607,025	25,669,314	7,960,929	6
21,028,588	5,510,065	12,114,475	26,730,099	12,209,740	6,199,203	368,630	2,622,215	6,270,585	40,182,831	6,444,440	7
19,835,700	5,238,645	11,756,962	25,594,888	10,981,135	5,759,009	473,100	3,422,891	7,127,967	29,208,036	7,331,220	8
20,586,618	4,704,025	12,115,083	23,254,587	13,660,396	5,865,869	565,075	2,226,165	6,652,325	28,679,022	6,885,431	9
10,641,122	2,922,560	6,233,155	14,092,828	6,696,951	3,379,829	242,100	1,470,500	3,072,010	18,997,382	3,134,392	10
5,080	1,494	4,535	4,094	3,554	2,086	188	717	1,805	4,345	2,102	11
6,383	6,363	4,074	9,926	5,947	5,454	3,109	5,870	6,405	15,043	5,298	12
5,590	5,675	4,175	6,712	5,150	4,899	4,655	5,353	6,539	10,121	4,595	13
5,941	6,671	4,159	6,949	5,902	5,539	4,610	4,238	6,649	9,867	5,065	14
87.37	70.35	34.48	166.40	74.79	66.67	28.20	61.03	48.43	182.78	52.99	15
87.06	65.42	36.23	126.72	66.24	65.55	59.56	61.52	57.40	134.37	55.34	16
84.71	67.17	36.05	119.41	75.81	66.89	39.20	43.88	56.88	128.18	54.56	17
5,912,998	1,463,138	4,173,865	5,193,155	2,791,588	1,605,249	72,770	834,178	2,389,276	6,192,396	2,014,559	18
5,170,320	1,244,964	3,840,030	5,155,047	2,401,397	1,665,453	142,190	826,360	1,827,651	5,020,039	1,843,275	19
6,107,700	1,440,558	4,407,548	6,220,151	3,278,001	1,805,550	204,573	719,754	2,245,854	6,481,681	2,136,520	20
34,186,603	10,231,797	18,993,288	43,144,676	21,928,755	11,904,257	590,770	4,319,978	12,008,384	68,052,885	11,464,055	21
36,169,588	10,846,664	21,983,150	39,480,743	31,083,288	13,275,439	1,036,389	4,021,829	15,259,350	53,674,351	14,846,360	22
18,900	----------	22,000	131,800	14,100	2,000	----------	----------	600	530,100	----------	23
6,200	----------	20,380	225,690	41,500	6,000	800	----------	----------	673,985	----------	24
21,461,989	7,511,172	14,768,653	31,001,907	17,345,751	9,263,107	535,770	3,875,778	6,340,620	47,398,146	8,788,100	25
21,488,062	7,693,467	16,109,492	30,538,017	17,852,400	10,040,874	796,400	4,743,950	7,138,613	38,132,291	11,139,010	26
1,458,225	291,150	1,617,905	1,935,250	1,511,578	525,210	1,800	151,200	636,728	2,629,415	864,640	27
282,990	201,000	1,925,155	842,350	726,590	265,750	----------	48,400	292,950	327,800	396,550	28
2,235,003	407,600	296,110	4,106,085	820,403	662,030	13,000	168,400	450,206	9,208,881	321,000	29
1,495,720	320,125	165,000	1,203,750	286,725	126,500	7,500	20,000	403,600	4,159,644	232,000	30
9,050,286	2,021,875	2,332,620	6,233,234	2,265,123	1,455,910	40,200	124,600	4,581,430	9,346,543	1,490,315	31
10,076,445	2,136,100	3,107,413	6,397,768	2,646,150	1,285,758	48,000	187,500	5,929,963	10,503,403	1,915,205	32
2,076,610	640,500	595,070	4,386,284	1,453,263	1,058,660	27,200	94,100	601,000	4,767,843	452,650	33
1,443,471	533,500	624,100	4,054,025	1,546,130	887,250	30,500	140,500	336,938	4,597,173	411,030	34
6,973,676	1,381,375	1,737,550	1,846,950	811,860	397,250	13,000	30,500	3,980,430	4,578,700	1,037,665	35
8,032,974	1,602,600	2,483,313	2,343,743	1,100,020	398,508	17,500	47,000	5,593,025	5,906,230	1,504,175	36
3,717,302	1,074,373	3,245,910	3,890,919	2,200,402	1,371,361	68,620	774,413	1,330,940	4,566,727	1,584,128	37
278,934	53,545	455,616	287,833	244,695	94,524	200	22,565	103,124	269,554	160,509	38
239,455	37,855	36,383	308,812	113,882	17,980	2,200	18,975	53,212	428,324	23,700	39
1,677,307	297,365	435,956	705,591	232,609	121,384	1,750	18,225	902,000	927,791	246,222	40
270,503	73,213	111,951	459,530	168,659	76,549	1,200	10,125	103,225	432,216	67,085	41
1,406,804	224,152	324,005	246,061	63,950	44,835	550	8,100	798,775	495,575	179,137	42

Delaware	Elk	Erie	Fayette	Forest	Franklin	Fulton	Greene	Huntingdon	Indiana	Jefferson	
27,189,194	3,965,814	37,585,772	20,035,993	1,198,900	23,835,833	4,539,925	19,620,726	8,276,171	16,316,770	10,519,898	1
15,327,445	4,262,110	42,312,711	19,918,413	1,088,897	28,765,688	4,160,358	23,931,232	8,985,482	18,134,787	10,969,690	2
33,293,658	2,818,375	40,117,503	19,630,027	1,375,232	36,947,420	5,252,005	28,169,661	10,004,745	21,187,537	13,774,699	3
17,391,246	1,611,829	19,268,623	9,124,936	553,975	9,820,481	2,223,470	11,207,101	3,485,791	7,038,504	4,452,200	4
8,559,915	1,956,350	24,640,751	10,683,367	467,697	14,918,481	2,307,642	14,925,188	4,510,973	8,954,467	4,923,788	5
21,283,638	1,299,076	24,552,578	11,739,887	659,857	23,520,159	3,268,860	19,606,155	5,476,795	11,913,615	7,393,728	6
9,797,948	2,353,985	18,317,149	10,911,057	644,925	14,015,352	2,316,455	8,413,625	4,790,380	9,278,266	6,067,698	7
6,767,530	2,305,760	17,671,960	9,235,046	621,200	13,847,207	1,852,716	9,006,044	4,474,509	9,180,320	6,045,902	8
12,010,020	1,519,299	15,564,925	7,890,140	715,375	13,427,261	1,983,145	8,563,506	4,527,950	9,273,922	6,380,971	9
4,161,710	1,300,343	9,888,849	6,791,885	393,350	7,018,789	1,292,050	5,357,480	2,364,392	4,698,973	3,171,557	10
582	745	4,587	3,219	318	3,451	1,175	2,640	1,734	2,964	2,362	11
39,462	5,026	7,694	5,956	3,558	6,741	3,799	7,158	4,673	5,336	4,294	12
16,843	4,191	7,426	5,600	2,420	7,420	3,240	8,210	4,462	4,464	3,470	13
25,869	3,292	7,314	6,009	3,306	9,513	3,890	8,892	4,739	5,384	4,674	14
571.57	59.27	97.09	80.85	29.65	70.47	27.04	60.37	29.91	52.13	51.49	15
287.55	57.34	99.48	73.70	24.05	82.68	25.55	74.79	30.48	51.98	48.51	16
439.03	43.05	91.48	69.61	30.99	91.34	28.36	80.73	30.70	53.92	56.52	17
956,092	542,996	3,968,927	1,940,643	168,286	3,230,218	764,552	1,257,805	1,456,398	2,433,365	1,644,520	18
761,312	609,153	4,246,486	1,632,068	145,591	3,011,004	713,416	1,385,862	1,449,206	2,187,399	1,924,177	19
1,434,124	385,938	4,103,576	1,623,040	181,830	3,741,962	882,282	1,905,444	1,622,712	2,574,896	1,840,959	20
26,893,394	3,965,814	37,565,972	19,969,503	1,198,900	23,813,593	4,524,925	19,604,536	8,274,471	16,308,770	10,517,598	21
32,594,033	2,818,375	40,115,503	19,582,752	1,374,832	36,916,570	5,251,505	28,109,161	10,004,745	21,175,537	13,758,699	22
295,800	----------	19,800	66,490	----------	22,240	15,000	16,190	1,700	8,000	2,300	23
699,625	----------	2,000	47,275	400	30,750	500	60,500	----------	12,000	16,000	24
15,979,568	3,417,483	26,310,964	16,313,116	943,300	12,742,467	3,139,540	14,306,729	5,964,445	12,842,676	8,965,260	25
10,032,040	3,883,310	31,082,091	16,176,970	925,997	14,248,857	2,999,678	17,496,932	6,443,382	15,969,180	10,082,750	26
1,035,650	225,241	3,114,862	920,780	110,000	758,477	335,525	1,973,732	275,730	1,155,669	565,875	27
296,500	215,000	2,856,035	405,700	60,000	656,250	103,130	2,026,860	178,275	416,890	272,740	28
5,594,576	158,000	2,391,834	1,110,597	19,000	1,207,800	135,500	90,000	301,786	684,200	296,563	29
2,516,500	2,500	2,381,460	1,184,343	----------	979,550	91,700	261,700	354,500	84,000	55,750	30
4,579,300	165,090	5,768,112	1,691,500	126,600	9,127,089	929,360	3,250,265	1,734,210	1,634,225	692,200	31
2,482,405	161,300	5,993,125	2,151,400	102,900	12,881,031	965,850	4,145,740	2,009,325	1,664,717	558,450	32
4,017,800	122,040	4,002,457	948,150	88,200	412,635	84,700	1,223,400	327,100	401,950	237,450	33
2,001,305	87,300	3,173,375	1,082,350	30,500	294,000	18,400	1,401,930	218,525	410,587	162,500	34
561,500	43,050	1,765,655	743,350	38,400	8,714,454	844,660	2,026,865	1,407,110	1,232,275	454,750	35
481,100	74,000	2,819,750	1,069,050	72,400	12,587,031	947,450	2,743,810	1,790,800	1,254,130	395,950	36
562,803	471,211	2,965,008	1,588,170	146,391	1,717,840	564,620	955,760	1,072,031	1,986,509	1,410,769	37
30,850	39,080	431,615	126,215	12,560	98,268	68,912	130,014	60,559	175,180	111,895	38
224,147	14,930	195,155	65,236	1,400	170,946	8,140	11,350	28,552	60,446	28,101	39
138,292	17,775	377,149	161,022	7,935	1,243,164	122,880	160,681	295,256	211,230	93,755	40
132,717	15,675	238,383	73,492	5,035	45,451	9,650	68,014	56,725	60,160	37,730	41
5,575	2,100	138,766	87,530	2,900	1,197,713	113,230	92,667	238,531	151,070	56,025	42

COUNTY TABLE III.—VALUE OF FARM LAND AND BUILDINGS, AND IMPLEMENTS AND

	ITEM (See definitions in Introduction)			Juniata	Lackawanna	Lancaster	Lawrence	Lebanon	Lehigh
1	**Value of land and buildings, total**	1930	dollars	6,093,300	12,281,010	87,846,657	15,638,300	14,161,957	21,806,201
2		1925	dollars	6,670,310	11,056,619	91,118,245	17,732,403	13,415,789	19,311,948
3		1920	dollars	7,361,143	10,173,052	93,372,298	17,758,378	16,669,483	22,772,680
4	Land (excluding buildings)	1930	dollars	2,564,870	5,308,636	29,591,770	6,998,225	5,811,242	8,873,217
5		1925	dollars	3,409,834	5,222,249	40,201,423	8,301,488	4,876,104	8,379,862
6		1920	dollars	3,968,100	5,062,312	45,648,371	9,751,583	8,646,577	11,510,723
7	Buildings (including dwellings)	1930	dollars	3,528,430	6,972,374	58,254,887	8,640,075	8,350,715	12,932,984
8		1925	dollars	3,260,476	5,834,370	50,916,822	9,430,915	8,539,685	10,932,086
9		1920	dollars	3,393,043	5,110,740	47,723,927	8,006,795	8,022,906	11,261,957
10	Farmers' dwellings	1930	dollars	1,808,700	3,739,235	28,471,919	4,928,600	4,015,115	6,103,512
11	Farms reporting	1930	number	1,296	1,431	8,889	2,141	2,064	2,260
	Average values:								
12	Land and buildings, per farm	1930	dollars	4,620	8,187	9,052	6,994	6,428	9,379
13		1925	dollars	4,420	6,439	7,953	6,810	5,523	7,321
14		1920	dollars	4,683	5,991	8,258	7,207	7,028	7,696
15	Land and buildings, per acre	1930	dollars	43.10	105.05	169.79	95.71	87.49	136.02
16		1925	dollars	43.92	90.95	174.97	99.16	82.02	123.88
17		1920	dollars	42.77	75.64	168.31	95.43	100.37	126.24
18	**Value of implements and machinery**	1930	dollars	1,198,262	1,369,802	10,516,195	1,789,440	2,045,929	3,322,292
19		1925	dollars	1,132,066	1,272,100	9,364,526	1,903,276	1,632,599	2,643,039
20		1920	dollars	1,303,641	1,401,167	10,837,283	1,961,643	1,959,521	3,364,588
	Value, by color of farm operator:								
21	Land and buildings — White [1]	1930	dollars	6,056,600	12,268,510	87,786,357	15,593,900	14,158,957	21,806,201
22		1920	dollars	7,310,693	10,166,052	93,317,048	17,743,678	16,669,483	22,769,180
23	Colored [1]	1930	dollars	36,700	12,500	60,300	44,400	3,000	----------
24		1920	dollars	50,450	7,000	55,250	14,700	----------	3,500
	Values, by tenure of farm operator:								
	Land and buildings—								
25	Full owners	1930	dollars	4,314,950	9,376,796	54,291,115	12,544,785	8,145,860	13,717,036
26		1925	dollars	4,686,870	9,331,227	53,823,503	14,618,203	7,439,869	11,903,250
27	Part owners	1930	dollars	93,550	791,894	4,124,235	954,650	521,380	944,200
28		1925	dollars	119,800	481,690	1,841,163	574,750	261,920	580,475
29	Managers	1930	dollars	62,800	1,031,140	2,054,475	619,250	859,950	2,877,105
30		1925	dollars	70,350	286,600	1,042,829	306,850	436,010	720,600
31	Tenants	1930	dollars	1,622,000	1,081,180	27,376,832	1,519,615	4,634,767	4,267,860
32		1925	dollars	1,793,290	957,102	34,410,750	2,232,600	5,277,990	6,107,623
33	Cash tenants	1930	dollars	93,400	878,900	3,711,120	989,375	534,100	1,258,650
34		1925	dollars	67,200	687,842	2,648,179	1,427,450	445,200	1,162,023
35	Other tenants	1930	dollars	1,528,600	202,280	23,665,712	530,240	4,100,667	3,009,210
36		1925	dollars	1,726,090	269,260	31,762,571	805,150	4,832,790	4,945,600
	Implements and machinery—								
37	Full owners	1930	dollars	874,006	1,049,939	6,555,278	1,443,685	1,264,531	2,243,210
38	Part owners	1930	dollars	21,300	87,271	458,503	127,125	68,685	150,413
39	Managers	1930	dollars	14,975	130,467	199,587	39,545	72,560	225,684
40	Tenants	1930	dollars	287,981	102,125	3,302,827	179,085	640,153	702,985
41	Cash tenants	1930	dollars	17,536	80,240	434,748	99,263	74,055	172,895
42	Other tenants	1930	dollars	270,445	21,885	2,868,079	79,822	566,098	530,090

	ITEM (See definitions in Introduction)			Philadelphia	Pike	Potter	Schuylkill	Snyder	Somerset
1	**Value of land and buildings, total**	1930	dollars	18,223,327	3,879,027	6,945,310	14,888,619	6,434,477	21,511,549
2		1925	dollars	11,352,200	4,356,250	6,975,510	13,653,287	6,905,421	23,295,080
3		1920	dollars	22,535,745	4,518,750	7,202,640	13,478,981	7,887,940	24,846,057
4	Land (excluding buildings)	1930	dollars	12,871,177	1,487,589	3,018,609	6,005,044	2,924,387	10,203,109
5		1925	dollars	9,098,050	1,863,725	3,245,680	6,037,242	3,607,876	12,113,018
6		1920	dollars	19,608,502	2,698,535	3,651,929	6,683,371	4,533,295	14,606,304
7	Buildings (including dwellings)	1930	dollars	5,352,150	2,391,438	3,926,701	8,883,575	3,510,090	11,308,440
8		1925	dollars	2,254,150	2,492,525	3,729,830	7,616,045	3,297,545	11,182,062
9		1920	dollars	2,927,243	1,820,215	3,550,711	6,795,610	3,354,645	10,239,753
10	Farmers' dwellings	1930	dollars	809,340	1,414,232	1,862,880	4,893,241	1,730,530	6,030,295
11	Farms reporting	1930	number	165	510	1,491	2,425	1,528	3,308
	Average values:								
12	Land and buildings, per farm	1930	dollars	78,889	7,347	4,441	5,951	4,032	6,327
13		1925	dollars	29,796	6,110	3,843	5,055	4,031	5,979
14		1920	dollars	53,276	6,549	3,860	4,792	4,500	6,845
15	Land and buildings, per acre	1930	dollars	1,344.50	59.29	29.63	81.44	46.14	52.38
16		1925	dollars	710.80	35.92	26.77	74.29	49.55	54.28
17		1920	dollars	1,294.56	31.45	27.37	64.20	53.51	55.94
18	**Value of implements and machinery**	1930	dollars	556,243	323,629	1,186,372	2,727,314	1,234,078	3,318,198
19		1925	dollars	126,650	365,155	1,033,828	2,770,012	1,010,589	2,777,933
20		1920	dollars	561,414	333,349	1,166,890	2,358,980	1,395,864	3,567,716
	Value, by color of farm operator:								
21	Land and buildings — White [1]	1930	dollars	18,103,327	3,878,027	6,945,310	14,888,619	6,434,477	21,510,349
22		1920	dollars	22,424,745	4,517,750	7,196,640	13,478,981	7,878,940	24,845,057
23	Colored [1]	1930	dollars	120,000	1,000	----------	----------	----------	1,200
24		1920	dollars	111,000	1,000	6,000	----------	9,000	1,000
	Values, by tenure of farm operator:								
	Land and buildings—								
25	Full owners	1930	dollars	5,175,050	3,316,196	5,563,880	12,465,149	3,822,813	18,041,899
26		1925	dollars	3,708,150	3,393,150	5,355,130	12,151,427	3,968,548	19,775,925
27	Part owners	1930	dollars	1,007,950	64,200	373,920	889,000	312,610	1,089,300
28		1925	dollars	162,000	81,500	495,950	116,915	134,350	734,500
29	Managers	1930	dollars	4,733,000	324,131	199,400	300,752	145,700	264,750
30		1925	dollars	639,800	463,500	42,200	393,000	154,600	290,000
31	Tenants	1930	dollars	7,307,327	174,500	808,110	1,233,718	2,153,354	2,115,600
32		1925	dollars	6,842,250	418,100	1,082,230	991,945	2,647,923	2,494,655
33	Cash tenants	1930	dollars	6,363,200	119,500	187,200	807,752	103,150	1,216,700
34		1925	dollars	5,113,150	157,300	216,830	612,945	770,620	1,215,650
35	Other tenants	1930	dollars	944,127	55,000	620,910	425,966	2,050,264	898,900
36		1925	dollars	1,729,100	260,800	865,400	379,000	1,877,303	1,279,005
	Implements and machinery—								
37	Full owners	1930	dollars	172,476	234,309	991,938	2,263,697	774,918	2,822,655
38	Part owners	1930	dollars	83,200	9,400	68,929	213,140	66,150	177,704
39	Managers	1930	dollars	56,307	13,150	18,350	35,365	23,230	32,010
40	Tenants	1930	dollars	244,260	16,770	107,155	215,112	369,780	285,829
41	Cash tenants	1930	dollars	180,110	15,110	30,315	132,647	15,885	170,178
42	Other tenants	1930	dollars	64,150	1,660	76,840	82,465	353,895	115,651

[1] "White" includes Mexicans and "Colored" includes Negroes, Indians, Chinese, Japanese, and all other nonwhite races.

MACHINERY, 1930, 1925, AND 1920, BY COLOR AND BY TENURE OF FARM OPERATOR—Continued

Luzerne	Lycoming	McKean	Mercer	Mifflin	Monroe	Montgomery	Montour	Northampton	Northumberland	Perry	
17,994,217	16,542,458	6,086,394	22,455,786	7,798,877	8,880,029	57,474,775	3,812,540	19,963,336	11,938,688	7,300,413	1
15,221,628	16,540,867	6,716,358	22,257,348	7,564,868	5,990,625	40,270,205	3,670,885	15,311,260	13,523,576	7,100,892	2
16,305,910	16,534,756	6,374,842	24,012,091	8,133,428	7,423,502	67,125,893	4,366,189	19,768,259	13,389,669	8,671,014	3
8,808,487	6,582,355	2,368,039	9,296,827	3,691,927	3,178,149	27,576,103	1,375,835	7,818,914	5,013,373	2,825,878	4
7,182,878	7,167,097	2,437,770	10,429,658	4,268,370	2,404,315	17,274,925	1,275,415	5,122,793	6,023,621	3,414,292	5
9,010,092	8,546,204	3,222,777	12,991,082	5,200,738	2,947,140	32,745,353	2,405,814	8,480,478	6,946,868	4,854,339	6
9,185,730	9,960,103	3,718,355	13,158,959	4,106,950	5,701,880	29,898,672	2,436,705	12,144,422	6,925,315	4,474,535	7
8,038,750	9,373,770	4,278,588	11,827,690	3,296,498	3,586,310	22,995,280	2,395,470	10,188,467	7,499,955	3,686,600	8
7,295,818	7,988,552	3,152,065	11,021,009	2,932,690	4,476,362	34,380,540	1,960,375	11,287,781	6,442,801	3,816,675	9
4,543,693	4,798,132	2,008,517	7,327,036	2,021,240	3,466,875	16,470,110	1,219,527	6,498,466	3,379,262	2,341,675	10
2,231	2,617	1,049	3,861	1,072	1,326	3,201	673	2,564	2,063	1,828	11
7,545	6,104	5,630	5,661	7,045	6,482	17,106	5,486	7,375	5,571	3,923	12
5,356	5,121	3,991	4,885	7,031	3,999	9,475	4,786	4,867	5,352	3,498	13
5,499	5,052	4,035	5,337	7,341	4,083	13,869	5,641	6,021	5,172	4,119	14
103.24	56.37	51.21	67.08	63.92	65.85	334.65	56.22	122.81	64.23	35.16	15
80.52	52.94	45.33	61.95	59.12	45.11	196.89	52.09	93.27	69.15	33.76	16
73.30	50.13	41.85	63.45	62.10	43.80	274.06	57.42	110.98	63.30	37.49	17
2,417,272	2,949,019	817,590	3,004,235	1,052,719	1,170,204	3,928,657	757,416	3,510,107	2,188,644	1,375,872	18
2,050,698	2,856,012	667,509	3,045,273	1,014,627	1,008,585	3,851,302	622,556	2,665,632	2,149,410	1,179,980	19
2,262,728	2,917,058	803,563	2,974,913	1,078,633	1,199,315	5,323,272	720,160	3,216,904	2,115,115	1,375,096	20
17,994,217	16,531,458	6,086,394	22,420,386	7,798,877	8,874,029	57,327,475	3,812,540	19,935,836	11,938,688	7,283,813	21
16,290,910	16,521,756	6,365,842	23,950,091	8,133,428	7,417,902	66,768,413	4,366,189	19,764,759	13,389,669	8,664,014	22
----------	11,000	----------	35,400	----------	6,000	147,300	----------	27,500	----------	16,600	23
15,600	13,000	9,000	62,000	----------	5,600	357,480	----------	3,500	----------	7,000	24
13,175,553	12,631,213	4,713,432	18,654,551	4,617,160	7,010,209	43,196,042	2,213,965	13,646,036	8,384,854	5,307,327	25
13,123,633	12,665,433	5,792,009	18,613,418	4,041,956	5,386,325	34,288,899	2,079,235	10,202,645	9,296,801	4,734,660	26
667,220	888,012	476,155	1,425,175	206,300	431,730	2,322,050	77,100	1,001,792	482,100	263,385	27
177,300	540,675	219,310	958,810	133,912	68,100	532,850	132,500	201,950	158,900	127,400	28
1,253,550	692,000	415,252	375,940	229,137	655,540	5,767,543	158,300	1,102,880	553,380	184,400	29
563,000	429,500	112,000	187,500	117,200	127,500	1,499,276	33,900	605,350	40,000	189,400	30
2,897,894	2,331,233	481,555	2,000,120	2,746,280	782,550	6,189,140	1,363,175	4,212,628	2,518,354	1,545,301	31
1,357,695	2,905,259	593,039	2,497,620	3,271,800	408,700	3,949,180	1,425,250	4,301,315	4,027,875	2,049,432	32
2,294,374	492,650	313,290	1,345,980	537,050	552,500	4,864,050	42,500	1,428,930	253,765	85,300	33
639,895	439,560	332,575	1,287,270	218,400	246,650	2,802,820	72,640	820,350	230,550	80,065	34
603,520	1,838,583	168,265	654,140	2,209,230	230,050	1,325,090	1,320,675	2,783,698	2,264,589	1,460,001	35
717,800	2,465,699	260,464	1,210,350	3,053,400	182,050	1,146,360	1,352,610	3,480,465	3,797,325	1,969,367	36
1,877,280	2,336,056	582,860	2,509,292	665,459	961,569	3,010,906	471,468	2,342,946	1,571,674	1,038,040	37
100,525	195,542	87,025	230,865	26,700	101,345	230,390	19,400	221,872	98,787	43,950	38
106,832	53,818	97,723	39,049	32,600	36,102	287,041	15,096	134,064	54,300	32,690	39
332,635	363,603	49,982	225,029	327,960	71,188	400,320	251,452	811,225	463,883	261,192	40
232,555	69,215	32,596	146,066	64,510	45,715	299,585	14,200	204,305	50,747	11,612	41
100,080	294,388	17,386	78,963	263,450	25,473	100,735	237,252	606,920	413,136	249,580	42

Sullivan	Susquehanna	Tioga	Union	Venango	Warren	Washington	Wayne	Westmoreland	Wyoming	York	
2,338,112	14,563,197	14,595,948	6,576,930	7,559,016	8,274,382	35,847,038	15,429,986	32,927,569	8,524,908	40,644,241	1
2,617,285	14,280,949	14,843,022	7,021,145	7,829,706	9,224,351	35,908,403	13,112,439	32,186,469	8,032,850	41,266,798	2
2,508,225	13,823,645	18,360,090	8,390,633	10,193,445	8,735,371	41,295,129	11,548,349	36,460,361	6,556,841	44,914,012	3
904,075	5,309,886	6,024,254	2,715,681	3,294,591	3,219,371	18,076,841	5,714,241	16,153,654	3,558,123	14,717,861	4
1,057,170	5,837,575	6,217,376	3,253,120	3,679,280	4,030,531	18,649,346	5,094,605	16,573,493	3,667,720	16,729,183	5
1,163,875	5,992,883	9,568,712	4,343,876	5,326,447	4,188,105	25,489,911	5,203,805	20,904,642	3,248,321	23,552,354	6
1,434,037	9,253,311	8,571,694	3,861,249	4,264,425	5,055,011	17,770,197	9,715,745	16,773,915	4,966,785	25,928,380	7
1,560,115	8,443,374	8,625,646	3,768,025	4,150,426	5,193,820	17,259,057	8,017,834	15,612,976	4,365,130	24,537,615	8
1,344,350	7,830,762	8,791,378	4,046,757	4,866,998	4,547,266	15,805,218	6,344,544	15,555,719	3,308,520	21,361,658	9
746,540	4,755,760	4,165,782	1,954,405	2,408,650	2,758,270	10,487,067	5,565,775	9,510,189	2,745,940	13,645,440	10
678	3,104	3,042	1,123	1,721	1,959	4,026	2,851	4,435	1,385	7,470	11
3,256	4,594	4,607	5,699	4,256	4,139	8,387	5,306	6,988	6,050	5,314	12
3,188	4,138	4,016	5,125	3,299	3,626	8,086	4,156	6,121	4,901	5,222	13
3,000	3,920	4,960	5,947	4,303	3,712	9,214	3,747	6,519	4,249	5,745	14
28.75	35.31	34.41	69.38	46.67	40.85	82.00	46.92	86.05	57.90	84.31	15
31.12	34.00	34.58	70.27	39.91	38.25	80.53	41.01	75.04	52.51	83.45	16
28.78	30.98	40.85	76.72	46.57	38.57	87.40	32.61	75.00	40.76	87.42	17
522,247	2,865,668	2,761,310	1,234,949	1,190,414	1,323,353	2,780,552	2,238,454	3,794,554	1,337,448	6,594,537	18
534,743	2,453,509	2,604,907	1,027,576	1,219,834	1,327,135	2,775,726	1,852,570	2,720,109	1,096,979	5,852,091	19
485,273	2,958,148	2,951,469	1,135,691	1,518,604	1,241,320	3,540,064	2,017,492	3,556,467	1,129,236	6,811,904	20
2,338,112	14,557,197	14,595,948	6,576,930	7,559,016	8,263,782	35,684,598	15,424,986	32,900,369	8,524,908	40,550,841	21
2,508,225	13,821,845	18,351,090	8,389,133	10,193,445	8,732,871	41,087,129	11,548,349	36,416,061	6,555,391	44,833,612	22
----------	6,000	----------	----------	----------	10,600	162,440	5,000	27,200	----------	93,400	23
----------	1,800	9,000	1,500	----------	2,500	208,000	----------	44,300	1,450	80,400	24
2,111,102	11,990,829	10,482,953	3,305,990	6,183,140	6,425,590	24,251,727	13,585,350	23,921,509	7,120,308	27,487,561	25
2,406,585	11,327,674	10,923,487	3,188,990	6,241,631	7,602,649	23,703,654	12,264,539	23,636,003	6,482,800	27,463,508	26
135,600	943,972	1,593,794	262,253	408,140	687,920	3,046,217	473,100	1,960,703	375,000	1,708,060	27
84,700	936,725	1,090,499	160,800	390,200	509,752	1,831,075	126,600	744,860	264,100	727,990	28
9,000	587,896	216,000	351,120	423,136	611,172	632,400	674,186	1,417,728	327,500	1,701,055	29
20,500	538,000	192,300	255,000	348,700	401,000	630,771	140,800	1,107,128	362,400	1,268,290	30
82,410	1,040,500	2,303,201	2,657,567	544,600	549,700	7,916,694	697,350	5,627,629	702,100	9,747,565	31
105,500	1,478,550	2,636,736	3,416,355	849,175	710,950	9,742,903	580,500	6,698,478	923,550	11,807,010	32
39,210	719,700	385,350	117,250	292,600	325,800	5,581,174	554,450	3,196,399	354,800	910,990	33
45,500	806,280	347,445	86,510	268,700	361,000	6,544,193	381,000	3,305,985	430,750	880,520	34
43,200	320,800	1,917,851	2,540,317	252,000	223,900	2,335,520	142,900	2,431,230	347,300	8,836,575	35
60,000	672,270	2,289,291	3,329,845	580,475	349,950	3,198,710	199,500	3,392,493	492,800	10,926,490	36
467,882	2,400,326	2,015,535	633,101	999,314	1,053,823	1,905,940	1,969,304	2,772,654	1,159,315	4,552,314	37
34,575	244,374	348,573	45,465	61,685	139,804	269,200	78,235	294,558	52,695	290,116	38
5,000	43,623	24,625	51,338	49,620	61,530	25,896	100,697	161,881	29,788	176,314	39
14,790	177,345	372,577	505,045	79,795	68,196	579,516	90,218	565,461	95,650	1,575,793	40
9,690	123,680	73,590	19,850	51,120	42,936	423,200	75,218	283,835	44,055	96,545	41
5,100	53,665	298,987	485,195	28,675	25,200	156,316	15,000	281,626	51,595	1,479,248	42

COUNTY TABLE IV.—HORSES, MULES, CATTLE, AND SWINE ON FARMS, 1930, 1925, AND

Other classes of livestock and livestock

	ITEM (See definitions in Introduction)	THE STATE	Adams	Allegheny	Armstrong	Beaver	Bedford	Berks
	DOMESTIC ANIMALS							
1	**Horses on farms, Apr. 1, 1930, total**.....number..	311,739	6,558	3,975	4,996	3,226	5,486	9,762
2	Colts born between Jan. 1 and Apr. 1, 1930.....number..	1,339	41	15	25	12	39	52
3	farms reporting..	909	12	10	20	9	27	34
4	Colts born in 1929 (yearlings).....number..	4,261	110	30	97	34	102	90
5	farms reporting..	3,392	55	22	84	30	91	62
6	Colts born in 1928 (2-year-olds).....number..	4,362	89	51	85	37	98	78
7	farms reporting..	3,244	50	34	69	30	85	48
8	Horses born before 1928.....number..	301,777	6,318	3,879	4,789	3,143	5,247	9,542
9	farms reporting..	123,592	2,407	1,747	2,068	1,385	2,190	3,775
10	**Horses and colts on farms, Apr. 1, born before Jan. 1, 1930**.....number..	310,400	6,517	3,960	4,971	3,214	5,447	9,710
11	**Horses and colts on farms, Jan. 1, 1925**.....number..	409,565	7,550	6,804	6,850	4,789	7,331	12,173
12	1920.....number..	505,966	9,129	8,380	8,508	6,019	8,855	15,848
13	Colts under 2 years of age, 1925.....number..	10,961	187	136	225	106	241	160
14	1920.....number..	29,926	511	403	575	389	583	764
15	Horses 2 years old and over, 1925.....number..	398,604	7,363	6,668	6,625	4,683	7,090	12,013
16	1920.....number..	476,040	8,618	7,977	7,933	5,630	8,272	15,084
17	**Mules on farms, Apr. 1, 1930, total**.....number..	50,664	2,796	208	230	112	596	2,975
18	Mule colts born between Jan. 1 and Apr. 1, 1930.....number..	92	9	----------	2	2	----------	6
19	farms reporting..	66	7	----------	1	1	----------	5
20	Mule colts born in 1929 (yearlings).....number..	237	37	----------	3	2	9	14
21	farms reporting..	174	34	----------	2	1	9	12
22	Mule colts born in 1928 (2-year-olds).....number..	391	22	3	4	1	9	21
23	farms reporting..	253	17	2	3	1	6	14
24	Mules born before 1928.....number..	49,944	2,728	205	221	107	578	2,934
25	farms reporting..	20,923	1,148	120	117	53	292	1,198
26	**Mules and mule colts on farms, Apr. 1, born before Jan. 1, 1930**.....number..	50,572	2,787	208	228	110	596	2,969
27	**Mules and mule colts on farms, Jan. 1, 1925**.....number..	53,133	3,296	302	289	113	688	3,302
28	1920.....number..	55,081	3,600	286	245	164	535	4,083
29	Mule colts under 2 years of age, 1925.....number..	2,009	110	13	22	4	49	162
30	1920.....number..	5,695	499	19	39	23	81	483
31	Mules 2 years old and over, 1925.....number..	51,124	3,186	289	267	109	639	3,140
32	1920.....number..	49,386	3,101	267	206	141	454	3,600
33	**Farms reporting horses and (or) mules, 1930**.....number..	130,349	2,636	1,811	2,140	1,412	2,333	4,050
34	1925.....number..	162,525	3,020	3,131	2,849	1,961	2,871	5,497
35	**Cattle on farms, Apr. 1, 1930, total**.....number..	1,511,202	22,474	16,785	18,010	13,820	31,191	41,874
36	Calves born between Jan. 1 and Apr. 1, 1930.....number..	223,586	3,067	2,307	2,876	1,971	4,409	5,387
37	farms reporting..	82,184	1,305	921	1,378	820	1,866	2,010
38	Steers and bulls born in 1929 (yearlings).....number..	72,516	1,507	736	1,268	528	2,436	2,233
39	farms reporting..	34,609	736	283	606	249	1,147	975
40	Heifers born in 1929 (yearlings).....number..	203,517	2,922	2,305	2,637	1,826	4,834	3,951
41	farms reporting..	76,337	1,251	876	1,222	745	1,940	1,569
42	Bulls born before 1929.....number..	40,338	642	473	420	339	962	1,513
43	farms reporting..	31,276	618	324	320	270	774	1,152
44	Steers born in 1928 (2-year-olds).....number..	28,832	870	177	474	82	511	1,185
45	farms reporting..	5,944	167	43	116	54	199	121
46	Steers born before 1928.....number..	19,290	375	74	111	37	164	897
47	farms reporting..	2,755	53	28	40	18	50	72
	Heifers born in 1928 (2-year-olds)—							
48	Kept mainly for milk production.....number..	138,775	1,559	1,304	1,767	1,427	3,372	2,423
49	farms reporting..	55,008	718	573	890	576	1,492	937
50	Kept mainly for beef production.....number..	7,428	175	133	45	67	110	162
51	farms reporting..	3,369	70	69	36	29	44	95
	Cows and heifers born before 1928—							
52	Kept mainly for milk production.....number..	761,273	11,279	9,116	8,232	7,362	14,129	23,539
53	farms reporting..	136,667	2,477	1,952	2,280	1,451	2,802	3,825
54	Kept mainly for beef production.....number..	15,647	78	160	180	181	264	584
55	farms reporting..	3,475	26	49	51	47	78	60
56	**Cattle on farms, Apr. 1, born before Jan. 1, 1930**.....number..	1,287,616	19,407	14,478	15,134	11,849	26,782	36,487
57	**Cattle on farms, Jan. 1, 1925**.....number..	1,318,856	20,267	18,518	17,584	12,067	25,011	38,872
58	1920.....number..	1,545,548	27,440	20,179	19,840	14,219	26,708	49,615
	Cows and heifers 2 years old and over—							
59	Kept mainly for milk production, 1925.....number..	859,711	12,430	13,663	7,641	8,491	15,282	27,250
60	1920.....number..	885,855	12,564	12,958	9,901	8,925	13,518	32,333
61	Kept mainly for beef production, 1925.....number..	43,561	151	390	2,926	209	832	1,219
62	1920.....number..	36,700	238	708	462	256	519	848
63	**Swine on farms, Apr. 1, 1930, total**.....number..	657,281	18,678	7,356	10,395	4,679	16,904	29,624
64	Pigs born between Jan. 1 and Apr. 1, 1930.....number..	224,757	5,851	2,611	4,691	1,949	6,131	8,200
65	farms reporting..	24,901	637	277	575	251	709	803
66	Sows and gilts farrowing bet. Jan. 1 and June 1, 1930.....number..	47,981	1,242	758	849	435	1,286	2,000
67	farms reporting..	26,519	763	230	664	267	924	713
68	Other swine born before Jan. 1, 1930.....number..	384,543	11,585	3,987	4,855	2,295	9,487	19,424
69	farms reporting..	68,608	2,020	531	1,169	572	1,880	2,645
70	**Swine on farms, Apr. 1, born before Jan. 1, 1930**.....number..	432,524	12,827	4,745	5,704	2,730	10,773	21,424
71	**Swine on farms, Jan. 1, 1925**.....number..	734,465	25,225	7,232	12,679	3,986	16,838	35,644
72	1920.....number..	1,190,951	33,393	15,696	16,644	10,226	24,773	52,318
	CHICKENS AND CHICKEN EGGS							
73	Chickens over 3 months old, on farms, Apr. 1, 1930.....number..	15,446,514	448,775	272,478	185,849	135,538	213,875	730,322
74	farms reporting..	156,871	3,146	2,625	2,515	1,755	3,006	4,978
75	Chicken eggs produced [1] in 1929.....dozens..	119,624,063	3,394,042	2,070,001	1,551,474	1,026,259	1,406,254	5,337,134
76	1924.....dozens..	102,047,724	2,642,575	1,818,696	1,412,073	929,637	1,182,990	3,698,523
77	1919.....dozens..	75,998,172	2,242,353	1,122,522	1,340,177	752,474	1,236,126	3,262,160
78	Chicken eggs sold in 1929.....dozens..	97,428,078	2,992,066	1,559,345	1,209,708	702,693	1,091,909	4,612,822
79	farms reporting..	132,565	3,014	1,921	2,208	1,239	2,736	4,358
80	1919.....dozens..	55,155,934	1,977,424	569,719	918,721	522,492	899,764	2,698,819
81	Daily production of chicken eggs, April, 1930.....number..	7,763,684	230,921	129,365	93,846	66,975	101,213	357,897
82	farms reporting..	156,205	3,140	2,620	2,511	1,751	2,988	4,068
83	Chickens raised [1] in 1929.....number..	25,640,160	611,711	476,381	273,781	237,551	319,576	1,103,093
84	farms reporting..	155,931	3,153	2,622	2,509	1,742	2,967	4,992
85	1924.....number..	19,346,285	468,805	379,988	258,025	216,868	271,569	668,009
86	1919.....number..	15,663,745	389,520	286,756	234,605	182,299	238,646	585,298
87	Chickens sold alive or dressed in 1929.....number..	13,310,130	333,885	211,728	147,630	105,642	167,189	555,521
88	farms reporting..	111,768	2,598	1,609	1,820	1,055	2,413	3,700
89	1919.....number..	6,757,710	169,687	96,902	98,681	85,667	113,437	253,991
90	Baby chicks bought in 1929.....number..	17,768,859	319,577	343,795	139,717	137,327	141,658	855,348
91	farms reporting..	54,465	911	1,145	693	637	772	2,006

[1] Including estimates for incomplete reports.

1920; CHICKENS ON FARMS, 1930; AND CHICKEN EGGS, 1929, 1924, AND 1919

products are shown in Table IX]

Blair	Bradford	Bucks	Butler	Cambria	Cameron	Carbon	Centre	Chester	Clarion	Clearfield	Clinton	Columbia	Crawford	Cumberland	
2,772	9,153	8,074	6,382	3,458	184	1,075	4,722	10,356	4,562	3,081	1,747	4,086	10,514	6,536	1
12	35	10	30	11	--------	3	19	65	15	8	8	1	57	30	2
8	24	5	21	9	--------	2	14	34	14	6	4	1	38	23	3
29	104	21	120	26	--------	1	49	120	88	28	32	3	254	69	4
25	87	15	103	21	--------	1	35	69	78	26	23	3	231	54	5
34	117	34	110	35	--------	4	101	165	102	52	37	5	235	109	6
27	89	17	91	29	--------	3	53	91	89	37	19	4	179	68	7
2,697	8,897	8,009	6,122	3,386	184	1,067	4,553	10,006	4,357	2,993	1,670	4,077	9,968	6,328	8
1,060	3,692	3,065	2,788	1,629	105	486	1,505	3,260	1,838	1,544	640	1,564	4,323	2,202	9
2,760	9,118	8,064	6,352	3,447	184	1,072	4,703	10,291	4,547	3,073	1,739	4,085	10,457	6,506	10
3,811	11,518	11,959	8,421	4,491	313	1,702	6,151	13,800	5,799	4,690	2,381	5,549	14,065	7,760	11
4,373	14,028	14,574	11,190	5,207	385	1,961	8,110	16,672	7,422	5,721	2,817	6,570	17,700	9,569	12
87	220	78	372	110	18	6	220	395	254	60	69	42	654	358	13
278	895	242	832	380	29	29	882	839	523	318	144	168	1,423	751	14
3,724	11,298	11,881	8,049	4,381	295	1,696	5,931	13,405	5,545	4,630	2,312	5,507	13,411	7,402	15
4,095	13,133	14,332	10,358	4,827	356	1,932	7,228	15,833	6,809	5,403	2,673	6,402	16,277	8,818	16
313	205	339	211	216	5	114	408	1,173	164	301	118	512	260	2,637	17
--------	2	--------	2	--------	--------	--------	--------	8	--------	--------	--------	2	1	7	18
--------	2	--------	1	--------	--------	--------	--------	5	--------	--------	--------	1	1	6	19
--------	2	--------	3	--------	--------	--------	2	22	2	--------	2	--------	2	11	20
--------	2	--------	3	--------	--------	--------	1	11	2	--------	1	--------	2	8	21
--------	9	2	--------	1	--------	1	6	15	2	6	--------	5	5	14	22
--------	4	2	--------	1	--------	1	4	8	2	4	--------	4	5	10	23
313	192	337	206	215	5	113	400	1,128	160	295	116	505	252	2,605	24
149	96	161	114	122	4	40	173	524	66	167	56	237	126	1,004	25
313	203	339	209	216	5	114	408	1,165	164	301	118	510	259	2,630	26
321	221	410	276	233	15	57	446	1,448	146	386	108	472	348	2,736	27
282	255	555	191	264	7	55	397	1,914	159	351	95	445	247	2,892	28
12	16	29	27	2	3	7	47	111	11	32	8	11	43	66	29
41	34	22	18	28	--------	3	110	95	8	37	10	50	45	336	30
309	205	381	249	231	12	50	399	1,337	135	354	100	461	305	2,670	31
241	221	533	173	236	7	52	287	1,819	151	314	85	395	202	2,506	32
1,123	3,738	3,113	2,845	1,710	106	506	1,568	3,355	1,866	1,669	677	1,653	4,397	2,428	33
1,470	4,369	4,654	3,467	2,064	156	747	1,859	4,492	2,270	2,416	897	2,171	5,415	2,679	34
13,605	63,443	27,786	26,704	12,451	870	3,200	25,575	58,681	19,555	14,539	7,991	13,558	61,670	26,745	35
1,788	10,928	3,654	3,600	1,918	141	447	4,038	7,829	2,702	2,375	1,290	1,890	10,850	3,725	36
670	2,841	1,412	1,639	985	70	236	1,312	2,069	1,223	1,252	478	978	3,450	1,401	37
629	1,701	643	1,468	686	78	215	1,347	1,645	1,341	1,630	447	546	2,410	1,372	38
293	997	300	698	386	37	120	593	498	601	401	197	380	1,152	716	39
1,820	9,969	2,859	3,952	1,896	161	492	3,511	6,635	3,036	2,025	1,019	1,919	9,072	3,274	40
649	2,885	1,138	1,698	958	67	236	1,156	1,595	1,289	1,105	406	1,000	3,302	1,231	41
366	1,322	799	652	331	13	93	798	1,807	452	344	204	385	1,215	928	42
314	1,104	640	547	266	11	89	642	1,089	361	260	189	338	886	783	43
224	96	214	425	58	--------	7	201	861	523	112	145	114	495	415	44
56	58	42	183	33	--------	6	89	81	150	58	46	40	168	75	45
35	89	95	105	25	1	10	120	553	277	37	33	131	282	188	46
14	31	28	44	16	1	9	28	46	40	29	13	17	95	15	47
1,163	7,467	2,010	2,749	1,170	76	199	2,493	3,921	2,033	1,430	634	1,239	7,498	1,646	48
462	2,420	755	1,247	602	46	113	897	1,064	945	785	307	693	2,752	720	49
109	87	57	129	35	2	13	42	296	173	113	56	102	208	168	50
39	48	35	66	16	2	9	36	68	79	70	27	56	108	59	51
7,397	31,480	17,318	13,243	6,215	385	1,713	12,851	34,345	8,522	6,291	4,086	7,056	29,244	14,940	52
1,230	3,937	3,004	3,002	1,748	125	553	1,722	3,395	1,993	2,160	717	1,890	4,711	2,295	53
74	304	137	381	117	13	11	174	789	496	182	77	176	396	89	54
20	57	54	111	39	9	7	64	73	59	47	22	65	107	19	55
11,817	52,515	24,132	23,104	10,533	729	2,753	21,537	50,852	16,853	12,164	6,701	11,668	50,820	23,020	56
11,831	52,743	28,375	22,447	12,461	865	3,611	19,782	51,719	17,458	11,568	7,139	12,528	49,305	22,708	57
13,585	61,250	34,165	27,322	13,177	1,129	3,670	24,380	58,608	20,509	13,424	8,468	14,277	55,774	26,602	58
8,682	38,250	22,753	14,440	8,059	152	2,507	12,602	38,783	9,493	5,712	4,501	9,027	34,634	15,747	59
7,990	41,440	23,810	14,528	7,616	586	2,166	12,568	39,799	10,034	7,478	4,502	8,528	36,228	15,898	60
224	320	172	704	157	292	26	250	1,075	712	2,182	211	164	1,101	669	61
288	408	559	1,465	339	44	55	657	992	575	448	166	221	768	229	62
6,902	4,332	17,495	10,945	6,500	129	1,836	16,927	14,665	8,857	6,139	4,070	13,563	9,153	24,001	63
2,361	1,594	6,172	4,481	2,296	53	539	6,433	5,166	3,461	2,137	1,212	4,526	2,980	8,337	64
227	293	494	556	283	12	83	601	416	486	338	132	457	417	745	65
472	323	1,225	856	481	3	124	1,187	1,029	713	401	272	1,038	801	1,725	66
232	214	467	622	313	2	54	581	401	573	232	155	604	591	850	67
4,069	2,415	10,098	5,608	3,723	73	1,173	9,307	8,470	4,683	3,601	2,586	7,999	5,372	13,939	68
695	855	1,113	1,304	872	28	236	1,320	1,061	1,182	1,101	454	1,196	1,381	1,705	69
4,541	2,738	11,323	6,464	4,204	76	1,297	10,494	9,499	5,396	4,002	2,858	9,037	6,173	15,664	70
8,561	7,986	17,386	10,374	8,634	444	1,903	17,074	15,609	12,052	7,888	4,377	15,057	10,289	26,843	71
12,420	12,642	40,620	20,725	11,865	539	4,439	21,935	33,672	15,140	10,660	6,945	26,037	22,485	38,548	72
103,923	488,400	704,691	280,823	127,810	8,681	60,783	160,580	443,407	135,941	114,125	57,053	176,444	313,871	267,026	73
1,462	3,980	3,941	3,439	2,007	165	690	1,815	3,940	2,071	2,483	852	2,106	4,881	2,752	74
733,439	4,343,954	5,643,899	2,062,704	1,006,856	79,816	506,220	1,261,096	3,097,313	1,094,856	868,393	435,533	1,324,418	2,601,457	2,007,573	75
658,344	3,862,449	5,191,048	1,773,782	781,477	45,066	390,082	986,462	3,596,967	983,220	754,036	348,115	1,182,191	2,284,983	2,231,308	76
539,431	2,249,568	2,830,118	1,464,880	655,831	46,650	304,660	883,947	2,171,205	864,885	676,607	274,865	919,100	1,907,659	1,372,965	77
511,713	3,798,456	4,964,729	1,591,474	673,504	54,129	386,452	1,002,275	2,497,102	788,372	542,755	312,308	1,069,397	1,914,179	1,635,257	78
1,204	3,495	3,406	2,867	1,446	118	589	1,592	3,275	1,804	1,805	706	1,898	3,996	2,375	79
306,110	1,699,758	2,256,195	963,697	355,830	19,247	169,931	641,425	1,608,802	547,517	334,981	153,827	645,970	1,366,403	1,110,698	80
49,640	279,493	335,013	144,190	61,979	4,864	28,941	73,718	212,811	69,242	56,724	26,764	87,532	161,550	127,585	81
1,460	3,974	3,922	3,430	2,003	165	688	1,812	3,936	2,067	2,470	844	2,104	4,865	2,741	82
183,700	750,711	1,211,887	433,627	219,107	17,133	119,098	247,801	775,073	225,184	182,766	105,186	346,882	460,943	505,096	83
1,462	4,000	3,866	3,433	1,996	167	686	1,812	3,956	2,059	2,475	832	2,108	4,883	2,745	84
156,760	589,379	874,570	355,491	158,759	15,484	76,908	196,104	703,446	184,374	150,411	75,617	272,103	404,359	409,660	85
119,671	386,407	630,422	307,326	129,010	10,384	62,870	181,394	544,642	162,769	143,703	67,997	211,315	345,273	359,485	86
86,139	422,969	685,780	223,547	91,868	9,222	52,547	115,173	398,069	117,452	81,836	59,991	201,153	240,330	276,110	87
985	2,787	2,911	2,366	1,077	105	478	1,353	2,712	1,531	1,392	641	1,674	3,239	2,152	88
42,295	193,177	288,631	135,847	38,447	3,331	24,812	73,059	246,312	69,442	46,305	36,953	110,852	153,874	180,290	89
69,731	503,067	1,143,965	268,205	130,409	4,072	90,185	176,691	589,833	105,125	86,114	56,958	244,043	244,527	316,536	90
381	1,391	1,886	1,128	619	42	272	713	1,503	571	585	267	780	1,358	985	91

COUNTY TABLE IV.—HORSES, MULES, CATTLE, AND SWINE ON FARMS, 1930, 1925, AND

[Other classes of livestock and livestock

	ITEM (See definitions in Introduction)	Dauphin	Delaware	Elk	Erie	Fayette	Forest	Franklin	Fulton
	DOMESTIC ANIMALS								
1	**Horses on farms, Apr. 1, 1930, total** ... number	4,040	1,252	931	8,793	4,922	491	10,375	2,443
2	Colts born between Jan. 1 and Apr. 1, 1930 ... number	4	11	1	44	34	--------	144	21
3	farms reporting	3	8	1	23	23	--------	112	18
4	Colts born in 1929 (yearlings) ... number	19	17	2	107	89	6	386	92
5	farms reporting	15	11	1	99	81	5	266	73
6	Colts born in 1928 (2-year-olds) ... number	21	25	3	157	79	3	278	69
7	farms reporting	15	18	3	125	64	3	206	56
8	Horses born before 1928 ... number	3,996	1,199	925	8,485	4,720	482	9,567	2,261
9	farms reporting	1,634	351	489	3,607	2,327	246	2,838	924
10	**Horses and colts on farms, Apr. 1, born before Jan. 1, 1930** ... number	4,036	1,241	930	8,749	4,888	491	10,231	2,422
11	**Horses and colts on farms, Jan. 1, 1925** ... number	5,075	2,331	1,401	11,397	5,931	708	12,543	2,959
12	1920 ... number	5,830	3,902	1,438	14,271	7,481	737	15,288	3,593
13	Colts under 2 years of age, 1925 ... number	78	36	14	288	202	12	858	194
14	1920 ... number	191	244	94	774	521	37	1,824	346
15	Horses 2 years old and over, 1925 ... number	4,997	2,295	1,387	11,109	5,729	696	11,685	2,765
16	1920 ... number	5,639	3,658	1,344	13,497	6,960	700	13,464	3,247
17	**Mules on farms, Apr. 1, 1930, total** ... number	1,734	68	65	156	190	13	1,487	392
18	Mule colts born between Jan. 1 and Apr. 1, 1930 ... number	--------	2	--------	--------	4	--------	8	--------
19	farms reporting	--------	2	--------	--------	1	--------	7	--------
20	Mule colts born in 1929 (yearlings) ... number	--------	2	--------	--------	4	--------	17	9
21	farms reporting	--------	1	--------	--------	2	--------	15	8
22	Mule colts born in 1928 (2-year-olds) ... number	4	--------	--------	8	8	--------	35	17
23	farms reporting	2	--------	--------	4	3	--------	21	14
24	Mules born before 1928 ... number	1,730	64	65	148	174	13	1,427	366
25	farms reporting	695	27	38	76	98	8	578	178
26	**Mules and mule colts on farms, Apr. 1, born before Jan. 1, 1930** ... number	1,734	66	65	156	186	13	1,479	392
27	**Mules and mule colts on farms, Jan. 1, 1925** ... number	1,977	96	68	229	178	17	1,481	349
28	1920 ... number	2,192	158	38	255	181	21	1,314	321
29	Mule colts under 2 years of age, 1925 ... number	31	12	4	16	10	--------	138	28
30	1920 ... number	167	17	2	27	23	--------	138	26
31	Mules 2 years old and over, 1925 ... number	1,946	84	64	213	168	17	1,343	321
32	1920 ... number	2,025	141	36	228	158	21	1,176	295
33	**Farms reporting horses and (or) mules, 1930** ... number	1,837	364	515	3,670	2,408	252	2,949	993
34	1925 ... number	2,223	741	744	4,579	2,597	316	3,354	1,109
35	**Cattle on farms, Apr. 1, 1930, total** ... number	19,821	6,931	5,475	48,138	18,575	2,020	34,822	9,116
36	Calves born between Jan. 1 and Apr. 1, 1930 ... number	2,914	998	847	8,490	2,839	379	4,544	1,503
37	farms reporting	1,088	231	375	2,432	1,333	174	1,729	622
38	Steers and bulls born in 1929 (yearlings) ... number	1,161	235	418	1,809	1,159	96	1,613	537
39	farms reporting	585	70	191	937	558	53	815	273
40	Heifers born in 1929 (yearlings) ... number	2,467	839	824	6,455	2,924	376	4,692	1,374
41	farms reporting	906	162	374	2,185	1,307	145	1,698	650
42	Bulls born before 1929 ... number	539	238	142	1,020	587	48	1,131	207
43	farms reporting	497	111	82	791	386	41	872	173
44	Steers born in 1928 (2-year-olds) ... number	652	82	38	553	394	18	480	53
45	farms reporting	104	6	18	110	117	7	110	32
46	Steers born before 1928 ... number	354	59	29	444	137	--------	332	25
47	farms reporting	50	8	12	52	52	--------	41	9
	Heifers born in 1928 (2-year-olds)—								
48	Kept mainly for milk production ... number	1,302	542	462	4,589	1,911	145	2,910	860
49	farms reporting	469	137	213	1,649	924	94	1,151	476
50	Kept mainly for beef production ... number	132	24	76	392	115	62	105	67
51	farms reporting	53	9	28	120	60	15	57	32
	Cows and heifers born before 1928—								
52	Kept mainly for milk production ... number	10,139	3,872	2,537	23,450	8,204	854	18,725	4,113
53	farms reporting	1,777	399	673	3,674	2,548	285	2,986	1,062
54	Kept mainly for beef production ... number	161	42	102	936	305	42	290	377
55	farms reporting	43	6	23	79	89	9	55	26
56	**Cattle on farms, Apr. 1, born before Jan. 1, 1930** ... number	16,907	5,933	4,628	39,648	15,736	1,641	30,278	7,613
57	**Cattle on farms, Jan. 1, 1925** ... number	18,591	7,353	4,831	39,904	16,009	1,855	28,202	6,631
58	1920 ... number	24,521	11,189	5,102	48,347	16,243	2,107	31,218	8,204
	Cows and heifers 2 years old and over—								
59	Kept mainly for milk production, 1925 ... number	12,021	5,771	3,164	29,631	9,330	993	18,206	3,816
60	1920 ... number	12,579	7,446	2,864	32,530	8,062	943	16,434	2,982
61	Kept mainly for beef production, 1925 ... number	569	8	152	616	1,136	102	365	313
62	1920 ... number	458	246	178	618	947	105	373	822
63	**Swine on farms, Apr. 1, 1930, total** ... number	17,867	9,317	1,210	8,748	9,499	604	25,041	6,356
64	Pigs born between Jan. 1 and Apr. 1, 1930 ... number	6,201	3,299	425	2,887	3,816	235	8,692	2,129
65	farms reporting	479	58	78	379	488	40	796	280
66	Sows and gilts farrowing bet. Jan. 1 and June 1, 1930 ... number	1,150	636	88	725	679	50	2,169	394
67	farms reporting	506	50	39	445	481	34	1,105	276
68	Other swine born before Jan. 1, 1930 ... number	10,516	5,382	697	5,136	5,004	319	14,180	3,833
69	farms reporting	1,316	95	259	953	1,247	119	2,033	783
70	**Swine on farms, Apr. 1, born before Jan. 1, 1930** ... number	11,666	6,018	785	5,861	5,683	369	16,349	4,227
71	**Swine on farms, Jan. 1, 1925** ... number	20,303	5,030	1,690	9,131	8,164	1,071	36,760	7,530
72	1920 ... number	27,568	11,985	2,189	17,793	14,048	1,543	47,275	8,978
	CHICKENS AND CHICKEN EGGS								
73	Chickens over 3 months old, on farms, Apr. 1, 1930 ... number	242,031	61,746	38,564	292,208	188,141	12,033	359,043	113,929
74	farms reporting	2,119	529	699	3,977	3,115	293	3,336	1,166
75	Chicken eggs produced [1] in 1929 ... dozens	1,790,360	446,796	314,940	2,185,094	1,405,375	104,911	2,642,890	883,249
76	1924 ... dozens	1,409,668	474,453	364,882	1,989,124	1,020,206	129,428	2,482,977	759,826
77	1919 ... dozens	1,006,823	451,636	206,306	1,594,898	840,744	101,819	1,958,696	618,672
78	Chicken eggs sold in 1929 ... dozens	1,513,860	335,742	207,898	1,603,117	894,363	72,724	2,271,413	777,561
79	farms reporting	1,902	361	511	2,831	2,323	236	3,083	1,111
80	1919 ... dozens	784,051	223,943	81,686	961,279	489,415	54,607	1,579,998	520,901
81	Daily production of chicken eggs, April, 1930 ... number	116,070	26,685	20,321	144,074	89,682	6,672	172,464	55,842
82	farms reporting	2,119	521	693	3,920	3,106	291	3,334	1,164
83	Chickens raised [1] in 1929 ... number	432,313	97,830	67,378	523,738	337,758	20,255	635,606	148,884
84	farms reporting	2,128	528	674	3,866	3,122	285	3,337	1,169
85	1924 ... number	304,225	90,032	41,217	384,589	258,900	13,691	562,608	126,448
86	1919 ... number	253,305	104,556	35,305	280,664	209,588	14,690	397,726	101,036
87	Chickens sold alive or dressed in 1929 ... number	227,367	45,351	26,049	287,077	142,041	8,610	340,565	87,636
88	farms reporting	1,611	259	343	2,406	1,858	177	2,602	1,023
89	1919 ... number	113,557	42,573	7,845	118,883	72,797	3,950	198,014	47,667
90	Baby chicks bought in 1929 ... number	314,183	72,963	33,671	357,208	150,093	8,977	343,682	67,801
91	farms reporting	866	190	220	1,199	859	63	1,020	301

[1] Including estimates for incomplete reports.

1920; CHICKENS ON FARMS, 1930; AND CHICKEN EGGS, 1929, 1924, AND 1919—Continued

products are shown in Table IX]

Greene	Huntingdon	Indiana	Jefferson	Juniata	Lackawanna	Lancaster	Lawrence	Lebanon	Lehigh	Luzerne	Lycoming	McKean	Mercer	Mifflin	
5,063	3,509	5,858	3,804	2,542	2,121	16,800	3,830	3,488	5,024	3,481	5,909	1,686	7,447	2,530	1
22	22	22	8	17	16	21	18	12	8	12	12	4	39	11	2
13	17	20	5	9	9	14	13	8	5	7	7	2	28	11	3
144	79	115	41	51	11	121	117	51	5	15	31	12	220	38	4
124	48	101	36	46	4	86	99	31	4	8	23	10	193	34	5
117	39	133	57	30	17	124	112	28	6	5	34	18	177	35	6
92	31	109	48	25	12	84	89	23	5	3	26	15	151	26	7
4,780	3,369	5,588	3,698	2,444	2,077	16,534	3,583	3,397	5,005	3,449	5,832	1,652	7,011	2,446	8
2,013	1,304	2,397	1,740	948	980	6,780	1,517	1,352	1,749	1,646	2,122	706	3,038	862	9
5,041	3,487	5,836	3,796	2,525	2,105	16,779	3,812	3,476	5,016	3,469	5,897	1,682	7,408	2,519	10
6,604	4,376	7,963	5,554	3,104	2,927	19,103	5,661	4,789	6,285	4,263	7,565	2,315	10,210	3,084	11
9,030	6,014	9,677	6,549	4,013	3,489	22,175	6,739	6,087	8,167	5,666	8,888	3,110	12,565	3,712	12
197	91	282	307	45	52	327	327	68	32	48	162	35	447	101	13
729	497	687	326	213	127	527	542	258	171	220	344	179	923	308	14
6,407	4,285	7,681	5,247	3,059	2,875	18,776	5,334	4,721	6,253	4,215	7,403	2,280	9,763	2,983	15
8,301	5,517	8,990	6,223	3,800	3,362	21,648	6,197	5,829	7,996	5,446	8,544	2,931	11,642	3,404	16
172	882	515	301	994	117	9,546	140	2,019	270	473	162	14	243	695	17
----------	----------	1	1	1	1	4	3	----------	----------	----------	3	----------	----------	----------	18
----------	----------	1	1	1	1	4	2	----------	----------	----------	2	----------	----------	----------	19
----------	2	3	----------	----------	----------	11	----------	9	----------	4	2	----------	3	1	20
----------	2	2	----------	----------	----------	9	----------	5	----------	2	1	----------	3	1	21
3	7	6	3	----------	1	30	2	9	----------	4	2	1	6	3	22
2	4	4	3	----------	1	18	2	8	----------	2	2	1	5	3	23
169	873	505	297	993	115	9,501	135	2,001	270	465	155	13	234	691	24
82	416	279	169	437	70	3,697	72	684	98	210	70	8	114	309	25
172	882	514	300	993	116	9,542	137	2,019	270	473	159	14	243	695	26
161	1,001	622	305	1,033	142	8,831	166	2,251	204	427	255	23	232	824	27
174	894	644	207	967	140	8,476	204	2,205	223	454	220	31	288	711	28
17	35	26	8	13	7	297	2	89	12	18	21	1	15	40	29
20	32	93	31	109	22	450	3	233	17	54	11	4	25	73	30
144	966	596	297	1,020	135	8,534	164	2,162	192	409	234	22	217	784	31
154	862	551	176	858	118	8,026	201	1,972	206	400	209	27	263	638	32
2,055	1,483	2,520	1,837	1,079	1,026	7,600	1,574	1,509	1,773	1,786	2,150	714	3,119	930	33
2,375	1,693	3,259	2,411	1,239	1,321	8,354	2,114	1,940	2,227	2,104	2,738	1,057	3,817	994	34
20,292	16,925	22,055	14,874	11,178	15,922	79,495	21,295	20,401	11,972	13,458	25,587	10,752	39,616	12,053	35
2,442	2,277	3,219	2,245	1,714	2,198	9,084	2,987	2,946	1,361	2,084	3,931	2,308	6,232	1,592	36
1,240	956	1,586	1,157	667	710	3,514	1,149	1,003	728	1,023	1,535	679	2,358	635	37
2,538	1,290	1,241	734	540	616	2,166	897	958	772	477	1,198	454	1,828	793	38
968	585	678	403	286	261	708	404	429	435	262	685	216	842	378	39
2,954	2,443	3,550	2,314	1,666	2,268	5,627	3,179	2,111	1,535	1,830	3,417	1,456	5,973	1,852	40
1,354	956	1,620	1,075	686	754	1,959	1,136	748	703	919	1,435	534	2,279	651	41
363	531	550	334	277	375	2,472	591	560	389	349	891	211	855	363	42
287	406	440	246	237	222	1,982	419	453	271	250	648	170	697	315	43
1,490	332	188	105	176	217	8,133	247	887	255	133	166	38	459	147	44
360	97	89	53	33	49	814	76	105	34	36	75	21	193	49	45
636	106	70	35	36	28	8,502	100	1,231	116	45	261	16	179	45	46
112	41	24	17	13	12	761	27	112	20	24	41	11	66	16	47
1,404	1,775	2,420	1,523	1,035	1,516	3,821	2,510	1,202	656	1,065	2,447	1,081	4,535	1,183	48
723	747	1,214	776	473	538	1,388	912	485	312	565	1,096	408	1,812	440	49
265	81	83	43	85	45	104	106	109	68	141	114	105	243	103	50
108	47	24	31	44	28	39	60	37	45	72	58	38	150	50	51
7,078	7,898	10,505	7,404	5,607	8,501	39,369	10,414	10,326	6,602	7,223	12,990	5,037	18,564	5,926	52
2,274	1,482	2,718	2,093	1,146	1,187	6,595	1,860	1,615	1,663	1,905	2,316	896	3,408	984	53
1,122	192	220	137	42	158	217	264	71	218	111	172	46	748	49	54
270	58	71	50	17	23	70	80	26	56	33	45	17	166	15	55
17,850	14,648	18,836	12,629	9,464	13,724	70,411	18,308	17,455	10,611	11,374	21,656	8,444	33,384	10,461	56
20,291	14,861	18,656	12,617	9,713	11,735	78,979	17,829	17,627	12,067	11,712	23,532	8,943	33,321	11,131	57
28,029	18,627	21,200	13,030	11,428	13,517	87,692	19,122	21,798	15,912	13,768	26,496	12,832	36,986	12,198	58
5,631	7,908	11,326	8,032	6,653	9,023	38,758	11,423	10,799	8,231	8,479	15,980	6,137	19,963	6,682	59
7,286	8,759	11,924	7,361	6,031	9,099	39,911	10,717	12,138	9,224	8,780	15,446	7,412	19,386	5,672	60
3,369	1,489	1,329	196	185	103	1,379	712	287	263	480	412	89	2,066	171	61
2,807	519	595	412	156	214	913	690	262	358	400	424	184	1,837	466	62
12,563	9,601	10,308	6,573	6,401	2,024	34,825	5,690	12,051	12,841	5,760	14,269	1,005	11,720	7,909	63
6,653	3,087	4,123	2,236	1,930	706	11,186	2,288	3,416	3,247	1,956	4,683	383	4,761	3,029	64
724	357	494	328	233	92	1,151	290	323	411	253	540	69	592	339	65
1,223	591	866	441	438	236	2,289	528	799	911	422	881	74	913	672	66
792	397	661	349	289	91	1,032	403	302	306	161	549	47	767	428	67
4,687	5,923	5,319	3,896	4,033	1,082	21,351	2,874	7,836	8,683	3,382	8,705	548	6,046	4,208	68
1,159	1,019	1,343	1,131	826	211	3,596	652	985	1,231	755	1,458	197	1,473	686	69
5,910	6,514	6,185	4,337	4,471	1,318	23,640	3,402	8,635	9,594	3,804	9,586	622	6,959	4,880	70
7,134	9,506	14,620	7,527	7,186	1,441	43,282	7,487	14,473	13,404	5,309	15,596	1,180	13,217	9,138	71
16,081	15,698	19,497	10,583	10,361	5,331	72,094	11,419	22,359	21,698	12,129	23,773	3,784	20,458	10,778	72
129,011	118,452	210,296	121,151	172,194	105,576	1,234,142	155,113	259,053	227,782	166,300	187,552	42,330	265,096	121,751	73
2,506	1,687	2,896	2,242	1,280	1,292	8,549	2,032	2,038	2,181	2,094	2,521	913	3,699	1,070	74
935,977	838,639	1,610,541	888,946	1,312,791	810,636	9,752,019	1,188,116	1,906,946	1,653,252	1,282,870	1,369,661	363,335	1,998,519	1,029,808	75
825,924	750,326	1,394,699	956,845	1,064,267	759,525	8,609,644	991,334	1,963,684	1,276,179	1,006,513	1,310,161	418,875	1,705,572	679,461	76
914,625	804,738	1,372,117	765,318	1,009,759	552,940	5,084,736	764,731	1,094,187	1,188,048	745,825	1,217,022	383,490	1,383,854	505,619	77
703,964	611,891	1,248,221	622,007	1,183,398	577,653	8,673,911	893,877	1,627,153	1,324,100	942,676	1,023,226	224,902	1,485,119	869,227	78
2,193	1,496	2,513	1,845	1,220	956	7,993	1,611	1,849	1,898	1,565	2,193	594	3,094	997	79
580,671	591,770	897,652	436,648	882,256	345,961	4,332,516	505,698	895,697	847,470	324,423	755,292	165,409	972,913	395,705	80
61,261	56,292	107,299	63,770	88,918	54,197	624,120	77,723	128,191	106,252	83,385	92,295	22,810	135,200	66,218	81
2,495	1,684	2,891	2,240	1,278	1,291	8,537	2,023	2,032	2,176	2,090	2,517	913	3,659	1,068	82
238,143	196,685	312,499	197,568	289,126	190,926	2,121,347	256,470	407,659	392,915	323,418	336,191	70,242	417,683	231,412	83
2,465	1,684	2,883	2,243	1,275	1,294	8,518	2,019	2,030	2,172	2,079	2,529	915	3,651	1,074	84
212,040	174,876	244,238	159,952	179,195	177,694	1,428,232	227,298	330,716	256,756	225,554	265,924	65,126	354,361	125,708	85
240,133	165,025	226,905	155,874	141,994	220,593	1,077,256	171,747	222,732	239,373	195,888	286,497	62,936	281,272	92,846	86
118,623	105,334	171,935	97,122	120,232	86,594	1,162,133	134,218	193,564	191,315	153,991	167,358	30,345	220,852	132,961	87
1,891	1,330	2,148	1,579	1,040	807	6,707	1,406	1,517	1,561	1,356	1,900	434	2,674	885	88
103,384	71,237	96,188	54,195	63,937	50,794	463,130	81,628	97,628	89,722	71,275	91,022	17,956	139,237	39,488	89
56,101	92,153	174,015	100,859	174,018	132,968	1,842,079	173,922	343,598	328,212	203,631	158,536	33,674	203,400	192,712	90
420	478	794	673	553	503	3,872	760	912	897	661	768	206	957	560	91

COUNTY TABLE IV.—HORSES, MULES, CATTLE, AND SWINE ON FARMS, 1930, 1925, AND

[Other classes of livestock and livestock

	ITEM (See definitions in Introduction)	Monroe	Montgomery	Montour	Northampton	Northumberland	Perry	Philadelphia	Pike
	DOMESTIC ANIMALS								
1	**Horses on farms, Apr. 1, 1930, total**.....number..	1,912	5,717	1,803	5,129	4,187	3,162	437	543
2	Colts born between Jan. 1 and Apr. 1, 1930.....number..	1	41	1	14	9	10	2	--------
3	farms reporting..	1	20	1	5	5	7	2	--------
4	Colts born in 1929 (yearlings).....number..	5	60	4	23	19	50	--------	1
5	farms reporting..	3	24	4	12	17	39	--------	1
6	Colts born in 1928 (2-year-olds).....number..	5	63	2	29	20	62	4	--------
7	farms reporting..	4	24	2	14	17	35	2	--------
8	Horses born before 1928.....number..	1,901	5,553	1,796	5,063	4,139	3,040	431	542
9	farms reporting..	888	2,183	582	1,916	1,493	1,271	149	295
10	**Horses and colts on farms, Apr. 1, born before Jan. 1, 1930**.....number..	1,911	5,676	1,802	5,115	4,178	3,152	435	543
11	**Horses and colts on farms, Jan. 1, 1925**.....number..	2,427	8,685	2,190	6,716	5,436	3,898	909	846
12	1920.....number..	3,365	12,158	2,703	8,377	6,554	5,184	1,270	1,003
13	Colts under 2 years of age, 1925.....number..	22	109	23	61	55	76	6	9
14	1920.....number..	134	328	123	233	212	528	72	19
15	Horses 2 years old and over, 1925.....number..	2,405	8,576	2,167	6,655	5,381	3,822	903	837
16	1920.....number..	3,231	11,830	2,580	8,144	6,342	4,656	1,198	984
17	**Mules on farms, Apr. 1, 1930, total**.....number..	91	174	90	154	825	1,791	5	33
18	Mule colts born between Jan. 1 and Apr. 1, 1930.....number..	--------	--------	--------	--------	4	--------	--------	--------
19	farms reporting..	--------	--------	--------	--------	3	--------	--------	--------
20	Mule colts born in 1929 (yearlings).....number..	--------	--------	2	--------	7	9	--------	--------
21	farms reporting..	--------	--------	2	--------	3	8	--------	--------
22	Mule colts born in 1928 (2-year-olds).....number..	--------	5	--------	3	4	7	--------	--------
23	farms reporting..	--------	5	--------	2	3	5	--------	--------
24	Mules born before 1928.....number..	91	169	88	151	810	1,775	5	33
25	farms reporting..	47	84	36	76	365	756	3	17
26	**Mules and mule colts on farms, Apr. 1, born before Jan. 1, 1930**.....number..	91	174	90	154	821	1,791	5	33
27	**Mules and mule colts on farms, Jan. 1, 1925**.....number..	75	324	90	116	867	1,884	12	62
28	1920.....number..	75	328	99	134	1,037	2,061	30	68
29	Mule colts under 2 years of age, 1925.....number..	1	24	--------	--------	16	33	--------	--------
30	1920.....number..	3	44	13	16	21	272	5	6
31	Mules 2 years old and over, 1925.....number..	74	300	90	116	851	1,851	12	62
32	1920.....number..	72	284	86	118	1,016	1,789	25	62
33	**Farms reporting horses and (or) mules, 1930**.....number..	920	2,211	599	1,944	1,640	1,517	150	309
34	1925.....number..	1,129	3,344	685	2,629	2,090	1,697	293	480
35	**Cattle on farms, Apr. 1, 1930, total**.....number..	7,198	21,948	5,785	16,681	15,710	13,879	842	2,879
36	Calves born between Jan. 1 and Apr. 1, 1930.....number..	1,074	2,543	906	2,276	2,166	1,782	115	732
37	farms reporting..	569	881	381	1,008	1,023	841	44	216
38	Steers and bulls born in 1929 (yearlings).....number..	304	665	250	479	1,020	747	17	71
39	farms reporting..	215	201	166	314	619	404	12	58
40	Heifers born in 1929 (yearlings).....number..	993	2,001	785	1,916	2,122	1,979	68	352
41	farms reporting..	552	605	345	859	1,020	861	26	212
42	Bulls born before 1929.....number..	169	664	189	513	439	382	20	43
43	farms reporting..	144	352	161	403	393	321	18	35
44	Steers born in 1928 (2-year-olds).....number..	25	414	7	100	187	459	4	14
45	farms reporting..	18	60	5	29	53	74	3	8
46	Steers born before 1928.....number..	6	86	3	18	118	252	3	4
47	farms reporting..	6	19	2	9	34	21	2	2
	Heifers born in 1928 (2-year-olds)—								
48	Kept mainly for milk production.....number..	693	1,166	478	1,118	1,374	1,227	62	251
49	farms reporting..	386	406	227	530	697	582	23	153
50	Kept mainly for beef production.....number..	35	59	24	104	113	70	--------	14
51	farms reporting..	25	25	12	38	65	45	--------	8
	Cows and heifers born before 1928—								
52	Kept mainly for milk production.....number..	3,867	14,167	3,137	10,052	8,071	6,918	492	1,382
53	farms reporting..	1,088	2,112	580	2,003	1,746	1,558	101	442
54	Kept mainly for beef production.....number..	32	183	6	105	100	63	61	16
55	farms reporting..	16	33	4	24	46	34	4	7
56	**Cattle on farms, Apr. 1, born before Jan. 1, 1930**.....number..	6,124	19,405	4,879	14,405	13,544	12,097	727	2,147
57	**Cattle on farms, Jan. 1, 1925**.....number..	6,050	23,927	5,611	14,481	14,611	13,365	1,010	2,641
58	1920.....number..	8,056	33,314	6,076	18,033	16,728	16,681	1,539	3,354
	Cows and heifers 2 years old and over—								
59	Kept mainly for milk production, 1925.....number..	4,669	19,115	4,013	11,944	9,339	7,728	920	2,004
60	1920.....number..	5,014	23,936	3,658	12,577	9,641	6,687	1,033	2,090
61	Kept mainly for beef production, 1925.....number..	58	448	48	76	956	363	11	1
62	1920.....number..	141	1,167	50	198	325	194	118	32
63	**Swine on farms, Apr. 1, 1930, total**.....number..	3,658	14,228	4,089	12,817	12,554	9,963	88	370
64	Pigs born between Jan. 1 and Apr. 1, 1930.....number..	875	3,851	1,507	4,208	4,056	2,757	36	111
65	farms reporting..	116	250	145	476	483	306	4	22
66	Sows and gilts farrowing bet. Jan. 1 and June 1, 1930.....number..	254	964	292	782	1,039	673	5	28
67	farms reporting..	97	245	131	384	610	427	2	20
68	Other swine born before Jan. 1, 1930.....number..	2,529	9,413	2,290	7,827	7,459	6,533	47	231
69	farms reporting..	583	678	303	1,219	1,178	1,189	7	95
70	**Swine on farms, Apr. 1, born before Jan. 1, 1930**.....number..	2,783	10,377	2,582	8,609	8,498	7,206	52	259
71	**Swine on farms, Jan. 1, 1925**.....number..	3,595	18,398	5,057	13,567	13,433	11,030	--------	543
72	1920.....number..	7,026	38,985	8,466	21,075	20,357	16,785	2,503	1,527
	CHICKENS AND CHICKEN EGGS								
73	Chickens over 3 months old, on farms, Apr. 1, 1930.....number..	101,085	531,758	63,010	274,078	214,323	212,082	14,325	44,759
74	farms reporting..	1,261	2,957	660	2,482	2,017	1,788	150	465
75	Chicken eggs produced[1] in 1929.....dozens..	783,252	4,160,234	416,371	2,057,124	1,514,096	1,722,603	110,713	359,283
76	1924.....dozens..	742,793	3,788,391	420,307	1,977,140	1,249,783	1,043,941	190,852	398,002
77	1919.....dozens..	621,508	3,036,631	340,356	1,339,129	929,366	1,079,483	91,228	302,188
78	Chicken eggs sold in 1929.....dozens..	581,926	3,716,741	329,188	1,639,044	1,229,449	1,492,658	74,378	264,877
79	farms reporting..	1,040	2,509	601	2,111	1,796	1,695	83	327
80	1919.....dozens..	428,381	2,374,481	243,601	1,010,361	671,928	873,554	27,546	180,332
81	Daily production of chicken eggs, April, 1930.....number..	50,574	244,202	30,147	129,693	106,111	112,297	6,590	23,300
82	farms reporting..	1,259	2,939	659	2,471	2,014	1,784	150	465
83	Chickens raised[1] in 1929.....number..	143,054	953,538	111,733	474,772	398,674	321,384	30,253	68,774
84	farms reporting..	1,263	2,897	659	2,467	2,021	1,787	149	472
85	1924.....number..	120,192	728,827	97,957	419,926	257,383	198,647	27,718	74,159
86	1919.....number..	101,963	641,415	65,645	269,677	205,355	187,314	41,978	55,549
87	Chickens sold alive or dressed in 1929.....number..	69,632	500,085	60,776	218,620	211,566	177,942	8,729	31,775
88	farms reporting..	734	2,138	535	1,719	1,600	1,521	58	200
89	1919.....number..	40,548	296,506	30,160	122,654	97,687	83,167	8,015	16,019
90	Baby chicks bought in 1929.....number..	71,948	726,631	83,201	370,952	299,979	216,091	11,335	47,997
91	farms reporting..	325	1,207	259	1,011	831	658	40	163

[1] Including estimates for incomplete reports.

1920; CHICKENS ON FARMS, 1930; AND CHICKEN EGGS, 1929, 1924, AND 1919—Continued

products are shown in Table IX]

Potter	Schuylkill	Snyder	Somerset	Sullivan	Susquehanna	Tioga	Union	Venango	Warren	Washington	Wayne	Westmoreland	Wyoming	York	
2,999	4,103	3,203	6,785	1,281	6,229	6,453	2,973	2,800	3,128	7,591	4,667	7,322	2,009	10,262	1
17	5	20	38	4	9	17	2	1	5	35	11	72	3	31	2
15	3	10	33	4	6	13	2	1	3	25	9	51	3	19	3
39	17	44	152	25	82	95	9	45	31	126	25	174	14	45	4
31	7	32	134	24	69	80	8	41	26	99	22	157	13	36	5
46	10	24	168	29	130	85	19	44	32	136	41	177	15	76	6
33	6	20	138	26	95	72	10	37	28	93	37	144	14	52	7
2,897	4,071	3,115	6,427	1,223	6,008	6,256	2,943	2,710	3,060	7,294	4,590	6,899	1,977	10,110	8
1,187	1,722	1,204	2,524	541	2,504	2,450	936	1,285	1,414	2,928	2,175	2,982	933	5,187	9
2,982	4,098	3,183	6,747	1,277	6,220	6,436	2,971	2,799	3,123	7,556	4,656	7,250	2,006	10,231	10
4,013	5,067	3,637	8,281	1,577	7,487	8,365	3,639	4,154	4,552	10,228	5,493	10,656	2,818	14,436	11
4,758	6,022	4,431	9,529	1,884	9,218	10,214	4,159	5,449	5,107	13,517	6,539	14,666	3,178	18,222	12
142	39	36	316	50	111	274	28	114	157	351	139	413	52	177	13
347	182	255	794	181	531	745	163	305	319	1,107	424	1,302	95	487	14
3,871	5,028	3,601	7,965	1,527	7,376	8,091	3,611	4,040	4,395	9,877	5,354	10,243	2,766	14,259	15
4,411	5,840	4,176	8,735	1,703	8,687	9,469	3,996	5,144	4,788	12,410	6,115	13,364	3,083	14,735	16
52	676	664	290	11	129	85	307	86	52	294	122	380	144	9,665	17
----------	----------	3	2	----------	----------	----------	----------	----------	----------	----------	----------	5	----------	9	18
----------	----------	2	1	----------	----------	----------	----------	----------	----------	----------	----------	4	----------	4	19
----------	----------	4	2	----------	1	----------	4	----------	----------	----------	----------	----------	5	25	20
----------	----------	3	2	----------	1	----------	2	----------	----------	----------	----------	----------	2	12	21
----------	2	4	2	1	2	2	7	2	4	----------	1	3	4	63	22
----------	1	2	2	1	1	2	4	1	3	----------	1	2	2	29	23
52	674	653	284	10	126	83	296	84	48	294	121	372	135	9,571	24
25	344	299	114	6	72	39	127	40	27	144	74	223	69	3,556	25
52	676	661	288	11	129	85	307	86	52	294	122	375	144	9,639	26
68	806	592	271	30	148	166	263	53	103	289	157	551	144	9,577	27
96	1,117	654	151	39	145	97	240	68	45	405	108	720	141	9,883	28
7	23	40	7	2	1	3	4	3	2	18	12	31	3	154	29
27	38	52	25	3	20	9	15	13	5	33	14	110	35	1,308	30
61	783	552	264	28	147	163	259	50	101	271	145	520	141	9,423	31
69	1,079	602	126	36	125	88	225	55	40	372	94	610	106	8,575	32
1,212	1,863	1,312	2,586	552	2,544	2,479	981	1,319	1,433	3,004	2,223	3,097	978	6,188	33
1,484	2,241	1,392	3,170	673	2,928	3,109	1,201	1,846	2,023	3,632	2,479	4,125	1,239	6,875	34
19,876	12,778	12,457	39,010	7,698	54,550	46,916	11,593	13,619	21,478	42,749	40,107	37,767	15,050	49,332	35
4,495	1,663	1,742	6,456	1,255	8,150	8,595	1,590	2,049	3,906	5,451	6,553	5,891	1,913	5,937	36
1,072	950	830	2,235	432	1,998	2,091	647	895	1,267	2,076	1,784	2,336	651	2,717	37
899	1,188	942	3,680	542	1,346	1,402	411	767	1,074	2,418	865	2,062	458	2,513	38
438	631	482	1,281	202	888	888	246	419	513	972	656	961	285	1,371	39
2,894	1,766	1,785	5,418	1,064	8,188	6,644	1,525	2,028	3,192	6,821	5,942	5,680	2,305	5,895	40
917	939	795	1,888	416	2,162	1,970	617	897	1,177	2,240	1,835	2,152	786	2,512	41
376	325	423	1,041	202	1,079	978	401	275	436	1,117	704	1,078	295	2,108	42
306	285	328	813	124	896	768	327	208	324	841	642	739	259	1,616	43
69	250	67	1,321	231	131	120	58	95	187	412	47	387	42	1,773	44
32	62	38	329	58	41	49	18	63	30	150	30	150	24	247	45
19	30	12	519	79	26	68	28	22	15	424	71	222	19	821	46
6	15	7	105	17	13	23	14	14	9	44	18	72	9	86	47
2,218	901	1,060	3,617	770	6,742	5,430	947	1,388	2,404	5,160	4,141	3,896	1,640	3,609	48
738	529	546	1,487	314	1,855	1,682	424	673	971	1,715	1,388	1,634	564	1,498	49
100	103	83	234	96	61	116	140	144	106	255	112	88	87	334	50
32	65	43	115	36	39	36	42	77	51	104	75	34	32	104	51
8,604	6,477	6,281	16,170	3,406	28,533	23,383	6,429	6,645	9,989	20,032	21,529	17,972	8,266	25,390	52
1,334	1,882	1,324	2,995	632	2,758	2,729	1,010	1,546	1,667	3,421	2,452	3,679	1,144	5,649	53
202	75	62	554	53	294	180	64	206	169	659	143	491	22	1,022	54
38	33	32	158	17	53	52	15	59	44	151	45	149	8	62	55
15,381	11,115	10,715	32,554	6,443	46,400	38,321	10,003	11,570	17,572	37,298	33,554	31,876	13,137	43,375	56
16,950	10,346	10,446	32,438	6,565	43,345	37,530	10,230	11,896	18,471	36,012	31,405	31,750	12,205	44,322	57
19,135	14,492	11,398	33,680	7,391	49,681	46,833	11,785	13,912	21,553	41,722	35,342	34,472	14,134	53,330	58
11,208	5,623	6,859	14,556	4,038	32,360	28,001	7,361	7,522	12,867	21,714	23,811	18,362	9,387	28,254	59
11,419	7,701	6,440	13,500	3,609	33,348	31,085	7,831	7,424	13,614	21,448	23,100	18,124	9,375	26,845	60
249	1,356	144	3,140	312	180	309	45	610	302	1,610	170	2,493	212	761	61
195	413	136	2,263	192	231	257	97	608	235	2,318	355	2,061	128	757	62
1,879	9,661	8,914	13,859	1,468	3,598	3,071	5,715	3,915	2,487	14,055	3,212	17,096	1,739	43,513	63
659	3,148	2,174	4,584	455	1,248	1,052	1,091	1,404	1,013	6,229	1,001	6,798	627	12,725	64
122	445	267	566	51	184	196	219	188	113	707	171	816	99	1,369	65
126	716	637	909	107	251	213	409	297	189	1,185	237	1,271	170	2,832	66
78	353	348	609	82	163	113	256	240	103	812	116	727	108	1,538	67
1,094	5,797	6,103	8,366	906	2,099	1,806	3,615	2,214	1,285	6,641	1,974	9,027	942	27,956	68
410	1,090	1,116	1,937	299	655	761	669	634	359	1,370	669	1,717	317	4,506	69
1,220	6,513	6,740	9,275	1,013	2,350	2,019	4,024	2,511	1,474	7,826	2,211	10,298	1,112	30,788	70
2,291	9,305	9,206	16,109	1,759	4,015	3,810	8,200	6,060	3,014	10,160	3,130	15,881	1,477	48,165	71
4,370	18,649	12,737	20,307	2,948	8,647	8,717	9,930	8,980	5,082	26,070	7,144	29,096	3,924	68,482	72
62,740	255,238	174,381	244,836	45,623	190,863	176,259	105,167	97,541	122,041	264,343	302,523	327,540	90,882	1,277,228	73
1,319	2,326	1,523	3,225	664	2,804	2,656	1,096	1,623	1,688	3,855	2,543	4,371	1,237	7,318	74
500,428	1,906,021	1,292,305	1,763,919	354,291	1,597,480	1,524,432	858,629	810,924	1,009,818	1,771,935	2,638,365	2,316,221	774,328	10,812,929	75
448,702	1,677,481	1,035,049	1,455,470	256,197	1,364,307	1,204,071	816,566	683,590	1,009,267	1,302,588	2,230,525	2,070,752	638,421	6,946,342	76
390,512	993,691	855,260	1,181,338	210,019	1,106,163	1,019,742	662,697	596,752	654,203	1,328,146	1,058,360	1,649,531	377,575	4,483,552	77
331,022	1,519,613	1,107,502	1,310,394	275,306	1,208,002	1,157,323	715,658	611,560	788,616	1,221,035	2,228,876	1,550,373	570,466	9,805,425	78
979	1,894	1,434	2,735	563	2,250	2,165	1,042	1,304	1,273	3,002	1,947	3,407	975	7,006	79
248,475	636,070	713,071	771,673	138,598	788,548	672,144	525,415	355,144	454,486	840,697	718,194	987,250	249,151	3,853,543	80
33,644	127,906	88,575	122,188	24,421	105,168	99,433	54,158	48,990	64,244	127,461	164,454	154,312	49,793	696,019	81
1,311	2,318	1,519	3,200	664	2,753	2,652	1,095	1,621	1,656	3,788	2,527	4,311	1,236	7,312	82
88,289	494,372	257,374	363,967	66,307	315,383	308,409	166,461	158,784	180,243	455,278	489,399	528,664	171,210	2,041,505	83
1,314	2,320	1,516	3,184	667	2,684	2,684	1,101	1,625	1,658	3,755	2,512	4,227	1,236	7,326	84
75,320	299,289	179,467	266,310	44,363	277,338	197,641	149,973	124,555	153,064	410,301	346,018	459,860	117,028	1,224,880	85
75,553	223,661	130,943	206,563	35,320	182,603	168,106	125,964	124,772	104,409	373,144	203,347	387,250	82,555	912,926	86
35,394	247,705	144,780	167,635	36,561	179,597	148,798	87,449	76,739	88,610	218,156	287,982	253,143	96,599	1,131,303	87
687	1,680	1,309	2,207	469	1,882	1,635	907	1,047	1,029	2,671	1,600	2,956	892	6,174	88
24,783	100,065	64,827	84,178	14,609	77,229	58,183	57,573	47,294	39,060	163,537	80,121	141,317	38,040	474,040	89
33,116	453,545	241,891	240,188	33,763	148,327	162,124	99,738	92,450	123,824	254,221	371,336	344,822	86,377	1,729,666	90
220	1,205	760	1,103	153	633	685	382	394	512	1,285	784	1,652	342	3,484	91

COUNTY TABLE V.—ACREAGE OF GRAIN AND FORAGE CROPS, HAY CROPS, TOBACCO, AND

[Additional crops are shown

	ITEM (See definitions in Introduction)			THE STATE	Adams	Allegheny	Armstrong	Beaver	Bedford	Berks
	CROPS									
	Grain and forage crops:									
1	Corn, total	1929	acres	1,230,783	37,822	11,325	15,525	8,902	26,637	53,408
2			farms reporting	132,888	2,867	1,642	2,265	1,312	2,628	4,664
3	Harvested for grain		acres	950,074	33,225	7,583	13,132	5,579	19,951	48,408
4			bushels	35,294,020	1,015,298	259,986	440,591	186,054	570,830	1,800,334
5			farms reporting	112,654	2,804	1,431	2,163	1,044	2,502	4,621
6	Cut for silage		acres	227,059	3,527	2,417	1,822	2,185	6,252	4,207
7			tons	1,793,445	19,863	17,593	15,568	17,463	34,384	33,381
8			farms reporting	29,934	354	249	255	289	737	462
9	Cut for fodder		acres	44,436	805	1,123	465	890	275	415
10	Hogged or grazed off		acres	9,214	265	202	106	248	159	378
11	Corn, total	1924	acres	1,280,222	35,704	13,131	16,822	9,867	25,487	54,481
12	Wheat threshed, total	1929	acres	987,100	38,419	5,659	8,805	5,950	19,456	55,626
13			bushels	17,410,853	596,320	93,350	117,252	94,689	263,214	968,484
14	Winter wheat		acres	976,302	38,401	5,511	8,771	5,889	19,385	55,381
15			bushels	17,216,476	596,012	91,065	116,748	93,665	261,822	963,749
16			farms reporting	83,280	2,326	807	1,324	861	2,022	3,963
17	Spring wheat, other than durum or macaroni		acres	10,742	18	148	34	61	71	245
18			bushels	193,734	308	2,285	504	1,024	1,392	4,735
19			farms reporting	1,923	3	44	8	9	17	22
20	Durum or macaroni wheat		acres	56						
21			bushels	643						
22			farms reporting	8						
23	Wheat, total	1924	acres	1,113,818	43,985	8,808	13,554	7,892	23,826	58,972
24		1919	acres	1,424,951	57,820	16,254	20,178	12,877	31,628	65,648
25	Oats threshed	1929	acres	866,704	11,165	10,525	15,781	8,508	18,317	34,144
26			bushels	22,921,194	266,353	297,860	400,947	229,943	484,587	912,840
27			farms reporting	101,178	1,560	1,186	1,876	1,063	2,190	3,617
28		1924	acres	954,176	11,865	11,997	18,223	9,855	17,666	39,034
29		1919 [1]	acres	1,175,509	13,066	18,850	22,387	17,825	21,659	46,465
30	Oats cut and fed unthreshed	1929	acres	31,028	176	496	359	356	217	2,599
31			farms reporting	7,574	56	131	116	79	70	285
32		1924	acres	22,751	77	1,149	165	431	247	752
33	Barley threshed	1929	acres	26,660	553	119	119	30	1,401	1,654
34			bushels	570,633	12,916	2,461	1,563	680	30,989	36,033
35			farms reporting	5,796	125	26	38	6	208	245
36		1924	acres	10,388	487	120	35	81	443	308
37		1919	acres	13,785	261	258	168	47	423	178
38	Rye threshed	1929	acres	126,821	2,922	1,064	3,476	732	6,501	7,617
39			bushels	1,653,997	37,497	14,026	33,776	9,359	76,672	105,867
40			farms reporting	22,122	557	232	621	154	1,025	1,113
41		1924	acres	123,391	2,135	823	2,827	480	4,631	8,980
42		1919	acres	242,989	4,730	2,147	5,425	1,637	9,817	18,250
43	Buckwheat threshed	1929	acres	171,586	389	276	4,920	187	6,079	153
44			bushels	2,537,287	4,693	3,611	77,919	2,617	65,790	2,230
45			farms reporting	33,326	86	53	1,003	61	1,110	37
46		1924	acres	206,964	542	155	6,737	232	6,572	101
47		1919	acres	249,654	227	303	6,993	364	9,004	297
48	Hay crops, total [2]	1929	acres	2,570,134	47,406	31,692	37,639	23,723	36,893	66,839
49			tons	3,166,308	63,590	37,945	38,799	28,192	45,636	86,168
50		1924	acres	3,093,172	58,899	50,073	50,460	36,912	42,222	83,150
51		1919	acres	2,901,924	47,337	40,028	46,871	31,278	36,974	85,607
52	Timothy and (or) timothy and clover mixed	1929	acres	2,179,151	45,537	26,347	33,004	20,809	32,339	55,836
53			tons	2,623,276	61,220	30,034	33,040	23,885	39,928	69,225
54			farms reporting	139,968	2,829	1,884	2,257	1,430	2,562	4,235
55		1924	acres	2,713,678	56,514	43,525	45,790	30,731	38,101	68,043
56		1919	acres	2,666,329	45,611	37,627	44,852	29,632	33,441	71,068
57	Clovers—red, alsike, and mammoth	1929	acres	151,618	328	2,411	3,265	2,285	1,748	877
58			tons	227,691	498	3,184	4,372	3,312	2,328	1,169
59			farms reporting	15,932	40	248	356	269	178	85
60		1924	acres	129,122	148	3,763	3,487	4,575	2,417	639
61	Clovers—sweet, crimson, and Japan	1929	acres	10,513	120	152	111	82	235	264
62			tons	14,712	167	235	147	114	334	307
63			farms reporting	1,529	16	28	21	13	41	36
64		1924	acres	6,444	37	82	214	49	80	338
65	Clover alone, all kinds	1919	acres	81,735	727	889	832	1,081	1,131	3,250
66	Alfalfa	1929	acres	92,244	332	1,891	419	334	954	7,277
67			tons	168,892	646	3,578	569	659	1,501	12,928
68			farms reporting	13,078	59	320	83	61	182	1,050
69		1924	acres	76,967	297	1,263	293	389	482	7,618
70		1919	acres	30,773	154	492	140	106	234	2,599
71	Other tame grasses	1929	acres	108,620	691	581	710	89	1,393	2,202
72			tons	100,403	643	544	552	91	1,306	2,017
73			farms reporting	9,412	129	80	83	9	232	495
74		1924	acres	126,262	1,319	726	345	771	862	4,875
75		1919	acres	86,298	659	351	790	318	1,973	4,463
76	Wild grasses cut on farms	1929	acres	11,980	1	68	44	28	93	241
77			tons	8,486	1	50	26	14	74	310
78			farms reporting	1,193	1	14	5	3	16	58
79		1924	acres	24,155	72	150	234	79	111	1,225
80		1919	acres	20,635	145	280	127	4	115	4,026
81	Small grains cut for hay	1929	acres	7,298	30	226	35	76	29	81
82			tons	10,257	37	301	29	95	31	95
83			farms reporting	2,018	7	41	11	18	11	8
84		1924	acres	9,920	205	558	89	280	111	272
85		1919	acres	12,569	14	320	110	134	62	116
86	Annual legumes saved for hay	1929	acres	8,710	367	16	51	20	102	61
87			tons	12,591	378	19	64	22	134	117
88			farms reporting	1,942	79	5	10	6	21	17
89		1924	acres	6,624	307	6	8	38	58	140
90		1919	acres	3,585	27	69	20	3	18	85
	Other field crops:									
91	Tobacco	1929	acres	40,040	1	1			(3)	63
92			pounds	50,584,276	1,500	250			105	76,782
93			farms reporting	7,770	1	2			2	23
94		1924	acres	44,780	2					144
95		1919	acres	42,799	9	(3)			1	206
96	Potatoes (Irish or white)	1929	acres	193,426	1,621	844	1,788	977	2,742	8,915
97			bushels	20,756,447	121,646	55,479	164,926	85,056	266,691	746,101
98			farms reporting	133,120	2,435	950	2,253	1,145	2,758	4,242
99		1924	acres	201,295	1,471	1,233	2,443	1,372	2,500	9,395
100		1919	acres	233,981	1,964	2,040	2,440	1,665	2,664	11,155

Not exactly comparable, see text, p. 5. [2] See text, "Hay," p. 5. [3] Less than 1 acre.

POTATOES, 1929, 1924, AND 1919, WITH PRODUCTION AND NUMBER OF FARMS REPORTING, 1929

In Tables VI, VII, and VIII]

Blair	Bradford	Bucks	Butler	Cambria	Cameron	Carbon	Centre	Chester	Clarion	Clearfield	Clinton	Columbia	Crawford	Cumberland	
13,505	22,165	34,281	19,015	6,909	311	3,073	25,248	47,247	13,974	9,645	7,729	20,384	21,774	42,764	1
1,185	3,345	3,450	2,925	1,552	86	571	1,680	3,670	1,905	2,018	721	1,963	4,006	2,564	2
9,771	2,393	28,760	13,785	4,654	126	2,657	21,825	36,403	10,012	6,956	6,338	18,631	8,508	36,863	3
285,889	76,995	1,132,089	489,387	160,885	4,883	74,350	747,262	1,673,051	386,319	254,942	196,168	668,811	256,056	1,122,794	4
1,051	754	3,374	2,667	1,292	50	550	1,630	3,567	1,740	1,738	668	1,917	2,371	2,511	5
3,125	16,330	4,159	4,305	1,611	111	335	2,890	9,660	3,253	1,726	970	1,210	9,739	5,317	6
19,573	114,140	36,410	36,895	11,816	710	3,015	20,432	95,213	25,342	12,210	6,832	9,025	77,381	36,194	7
312	1,978	487	609	250	13	39	367	1,043	467	234	126	184	1,521	518	8
505	3,234	1,037	697	518	72	76	376	729	582	802	355	373	3,357	449	9
104	208	325	228	126	2	5	157	455	127	161	66	170	170	135	10
13,104	24,490	40,908	19,509	8,166	197	3,435	23,624	53,796	15,407	9,676	8,829	21,994	24,981	45,328	11
9,116	4,243	24,431	11,749	2,840	10	2,829	22,421	34,811	10,325	3,631	7,025	19,868	5,478	44,537	12
139,515	83,568	508,868	184,596	51,902	172	51,337	327,568	870,147	158,939	57,795	113,087	376,080	86,898	686,953	13
9,074	4,052	24,116	11,672	2,583	7	2,819	22,331	34,710	10,295	3,362	7,013	19,835	5,390	44,375	14
138,972	81,314	503,239	183,553	47,849	120	51,132	326,270	867,581	158,511	53,627	112,847	375,382	85,063	683,200	15
761	859	2,666	1,929	638	3	461	1,402	2,821	1,486	800	521	1,674	1,414	2,171	16
42	191	315	77	257	3	10	83	101	30	269	12	33	88	162	17
543	2,254	5,629	1,043	4,053	52	205	1,198	2,566	428	4,168	240	698	1,835	3,753	18
9	50	52	18	81	2	3	7	15	8	69	4	4	22	13	19
							7								20
							100								21
							1								22
12,684	4,542	26,607	15,014	3,974	83	3,498	27,100	35,674	14,708	4,247	8,749	22,907	8,688	48,615	23
16,538	4,669	30,894	23,520	5,444	75	3,214	33,334	55,089	20,285	6,976	10,164	25,644	13,312	57,462	24
9,792	23,956	14,649	20,324	12,723	213	3,593	21,601	16,489	18,349	12,728	6,632	18,371	28,026	19,833	25
277,218	439,914	386,486	581,649	387,457	5,749	104,325	600,106	531,360	506,410	342,152	182,516	491,741	676,079	442,203	26
940	2,909	2,077	2,549	1,476	37	512	1,547	2,194	1,846	1,814	614	1,777	4,043	1,811	27
9,674	28,951	19,813	21,731	16,277	528	3,969	19,205	21,389	20,165	14,087	6,377	18,615	32,764	22,370	28
12,005	38,124	28,372	29,718	15,368	554	4,959	22,764	26,347	24,162	17,063	7,797	22,514	35,084	22,720	29
177	834	584	350	429	47	91	344	762	173	504	435	84	624	362	30
54	259	135	102	129	22	28	64	152	46	171	85	33	151	65	31
292	328	364	87	221	33	92	128	1,132	155	361	66	44	176	169	32
1,356	506	359	130	521	8	178	2,056	278	790	436	184	143	138	105	33
35,355	7,132	6,914	2,382	13,441	177	4,365	43,370	6,390	14,345	9,603	4,462	3,005	2,435	1,509	34
240	120	89	46	137	3	43	379	44	227	133	47	41	53	15	35
527	384	312	38	80		10	1,016	177	146	84	37	25	79	99	36
798	937	281	143	360		32	1,372	113	125	161	123	77	266	144	37
1,152	2,001	2,623	1,369	2,293	5	2,153	1,255	280	2,167	2,302	1,027	4,928	241	6,042	38
17,515	27,332	45,549	16,250	39,726	127	26,846	16,395	4,994	28,486	31,332	13,790	68,589	2,329	68,599	39
233	307	440	396	530	3	318	227	48	435	596	168	819	84	575	40
1,051	2,022	6,201	1,440	2,768	12	2,700	830	427	1,152	2,940	601	4,011	357	4,126	41
1,949	4,267	12,973	4,306	3,491	18	4,079	1,516	1,169	1,828	3,984	1,074	7,770	800	6,702	42
791	20,393	352	4,535	4,570	116	837	1,025	20	6,095	6,471	493	3,345	11,000	36	43
8,260	214,305	5,814	69,606	91,915	1,941	15,676	11,844	495	88,524	102,912	5,313	53,054	175,463	256	44
203	2,429	86	950	1,021	37	198	259	7	1,064	1,396	133	604	2,376	12	45
1,016	24,070	984	6,422	4,903	141	977	924	52	7,149	6,353	854	4,769	14,412	13	46
1,275	22,656	1,252	9,748	4,924	388	1,588	1,361	172	7,403	8,047	925	6,102	19,363	112	47
19,610	111,960	46,842	50,160	31,399	1,944	7,268	34,089	65,017	38,293	31,381	12,737	23,538	109,755	47,149	48
25,901	125,640	59,844	59,422	34,895	2,382	9,811	38,434	102,059	42,747	32,890	15,615	26,211	140,196	56,266	49
22,771	134,382	88,143	64,667	40,259	2,015	9,539	38,079	95,424	44,903	43,566	13,318	28,404	122,611	49,616	50
21,105	124,670	77,638	65,135	36,176	2,923	8,577	40,052	74,233	44,993	38,803	12,591	27,294	120,595	49,383	51
16,935	95,931	39,903	43,843	27,608	1,739	6,541	31,498	49,166	32,663	28,110	10,548	22,702	91,400	40,491	52
21,966	103,429	49,895	50,717	30,421	2,150	8,800	34,873	70,765	35,524	28,440	13,167	25,093	115,515	47,540	53
1,271	4,128	3,263	3,052	1,844	163	631	1,685	3,325	1,985	2,358	767	1,924	5,040	2,351	54
20,640	127,849	72,670	55,337	35,628	1,977	9,026	36,939	74,812	38,062	41,259	12,871	27,738	111,198	43,523	55
19,339	118,491	61,450	61,123	34,841	2,455	7,816	38,577	63,302	42,926	36,917	11,986	26,643	113,841	45,994	56
920	10,675	1,256	4,851	2,039	24	327	834	3,220	5,006	2,220	476	474	9,579	1,300	57
1,377	16,770	1,838	7,084	2,713	35	410	1,133	5,390	6,314	2,994	769	576	16,124	1,323	58
101	969	135	545	222	4	39	71	330	478	255	55	68	1,135	90	59
554	3,057	444	7,981	2,613	18	183	230	4,320	5,233	1,399	251	305	5,958	1,380	60
122	198	100	273	157		25	46	228	154	150	66	73	311	572	61
171	279	117	382	234		29	63	321	244	216	89	94	536	700	62
20	20	19	45	23		5	13	37	22	30	10	10	44	61	63
87	42	90	128	38		3		210	16	118		2	47	289	64
667	3,931	4,589	1,629	780	40	236	599	4,648	1,636	1,071	262	450	1,651	1,321	65
1,076	1,107	1,817	400	416	25	314	1,336	10,721	235	438	182	141	669	4,549	66
1,808	1,898	3,887	588	559	48	511	2,076	22,992	401	788	284	255	1,001	6,440	67
164	158	248	63	67	4	60	224	1,192	39	91	39	36	99	580	68
520	374	2,944	160	78	1	170	666	12,279	283	168	100	99	564	3,646	69
409	237	905	84	156		70	402	3,748	33	116	39	72	88	1,577	70
427	3,140	2,842	428	810	89	40	238	387	97	247	1,305	35	6,625	115	71
430	2,373	2,725	356	672	68	38	152	457	98	235	1,130	49	6,110	99	72
70	258	517	66	66	12	12	24	45	15	39	106	7	479	14	73
853	2,217	11,137	696	1,090	16	112	168	1,493	1,159	181	63	52	3,679	232	74
609	1,581	9,339	1,904	301	359	294	180	964	211	168	198	40	2,140	235	75
72	596	72	264	201	12	14	20	7	46	74	54	17	745	15	76
77	447	63	174	122	13	13	8	5	19	45	38	15	496	12	77
6	69	17	29	18	2	6	1	2	4	11	5	4	78	5	78
65	708	399	231	570		5		1,062	47	133	8	5	991	180	79
11	190	623	324		32	91	243	71	165	317	56	3	2,219	92	80
48	252	121	56	164	50	4	15	188	39	98	44	33	110	40	81
65	325	177	59	162	62	4	25	237	36	109	64	32	147	55	82
13	76	27	12	36	18	2	6	33	14	39	12	3	37	8	83
37	80	100	107	82	3	33	35	155	72	292	23	35	147	93	84
46	150	440	40	90	37	59	50	992	8	193	41	35	628	78	85
10	61	731	45	4	5	3	102	1,100	53	44	62	63	316	67	86
7	119	1,142	62	12	6	6	104	1,892	111	63	74	97	267	97	87
4	26	133	16	3	2	2	23	210	24	12	13	24	40	14	88
15	55	359	27	160		7	41	1,093	31	16	2	168	27	273	89
24	90	292	31	8		11	1	508	14	21	9	51	28	86	90
	9							530			160				91
	7,895							750,037			178,077				92
	4							171			36				93
	154							576			323				94
	60	2	(3)			(3)	5	785		(3)	68				95
1,612	3,622	3,505	3,574	3,981	157	1,848	2,766	5,289	1,325	3,254	1,337	4,538	5,163	2,929	96
138,827	287,436	435,653	379,237	454,759	14,123	246,829	265,705	626,306	125,111	291,076	116,072	576,893	537,410	275,935	97
1,264	3,582	2,431	3,070	1,888	165	627	1,723	2,849	1,925	2,453	767	1,881	4,655	2,226	98
1,648	4,619	5,713	3,340	4,602	238	2,299	2,656	5,516	1,480	3,519	1,373	4,245	5,080	2,642	99
1,708	5,616	7,241	4,055	3,644	306	2,581	2,506	9,071	1,827	3,858	1,206	4,316	5,158	2,972	100

COUNTY TABLE V.—ACREAGE OF GRAIN AND FORAGE CROPS, HAY CROPS, TOBACCO, AND POTATOES,

[Additional crops are shown

	ITEM (See definitions in Introduction)			Dauphin	Delaware	Elk	Erie	Fayette	Forest	Franklin	Fulton
	CROPS										
	Grain and forage crops:										
1	Corn, total	1929	acres	27,745	4,422	1,175	17,021	14,150	721	52,879	11,754
2			farms reporting	2,052	404	381	3,164	2,390	198	3,071	1,057
3	Harvested for grain		acres	25,160	3,338	411	5,755	12,714	514	45,220	10,993
4			bushels	1,114,251	147,298	11,960	177,222	440,048	17,487	1,365,894	277,459
5			farms reporting	2,046	386	191	1,617	2,322	166	2,998	1,041
6	Cut for silage		acres	1,949	862	485	8,234	954	86	6,715	495
7			tons	16,453	8,172	3,923	68,754	6,880	648	39,522	2,885
8			farms reporting	249	59	88	1,086	125	16	664	71
9	Cut for fodder		acres	439	171	222	2,821	368	91	754	169
10	Hogged or grazed off		acres	197	51	57	211	114	30	190	97
11	Corn, total	1924	acres	27,273	6,606	1,896	21,677	13,813	869	54,028	11,439
12	Wheat threshed, total	1929	acres	23,974	1,837	236	3,172	6,373	474	71,315	13,363
13			bushels	410,085	46,027	3,958	58,949	112,342	7,268	1,043,433	144,384
14	Winter wheat		acres	23,974	1,825	40	3,073	4,811	468	71,202	13,313
15			bushels	410,085	45,927	708	56,955	81,124	7,174	1,041,648	143,859
16			farms reporting	1,769	159	20	566	728	113	2,698	906
17	Spring wheat, other than durum or macaroni		acres	----------	12	196	99	1,556	6	113	50
18			bushels	----------	100	3,250	1,994	31,110	94	1,785	525
19			farms reporting	----------	2	74	25	264	3	12	5
20	Durum or macaroni wheat		acres	----------	----------	----------	----------	6	----------	----------	----------
21			bushels	----------	----------	----------	----------	108	----------	----------	----------
22			farms reporting	----------	----------	----------	----------	1	----------	----------	----------
23	Wheat, total	1924	acres	24,628	2,272	206	4,811	6,204	681	78,406	15,934
24		1919	acres	30,622	5,945	725	7,150	13,573	956	89,781	20,054
25	Oats threshed	1929	acres	19,072	947	3,534	22,377	11,661	1,486	7,877	3,900
26			bushels	471,824	32,511	98,821	548,827	358,937	37,200	200,911	80,030
27			farms reporting	1,691	112	519	2,968	1,485	196	1,271	691
28		1924	acres	18,832	1,514	5,766	27,048	12,516	1,874	7,458	2,802
29		1919 [1]	acres	22,515	2,372	4,202	30,393	16,301	2,205	6,403	3,722
30	Oats cut and fed unthreshed	1929	acres	118	144	126	655	771	74	309	39
31			farms reporting	46	37	58	189	205	21	66	20
32		1924	acres	230	211	65	881	929	33	343	79
33	Barley threshed	1929	acres	137	11	285	568	253	16	553	169
34			bushels	2,037	266	6,756	11,354	5,990	321	12,056	2,359
35			farms reporting	25	7	116	153	53	6	112	38
36		1924	acres	142	17	10	227	33	1	945	78
37		1919	acres	133	68	30	1,043	63	5	492	98
38	Rye threshed	1929	acres	1,540	44	42	1,712	666	41	10,664	2,429
39			bushels	22,522	834	618	24,879	10,251	506	124,630	23,547
40			farms reporting	287	12	24	333	144	13	1,058	407
41		1924	acres	1,508	49	28	2,351	537	51	8,299	1,390
42		1919	acres	2,106	106	81	2,801	1,033	41	13,296	3,396
43	Buckwheat threshed	1929	acres	314	----------	831	6,926	2,178	545	310	2,092
44			bushels	5,354	----------	12,299	108,999	47,085	5,576	1,979	20,693
45			farms reporting	96	----------	273	1,454	479	129	67	435
46		1924	acres	504	----------	1,580	10,800	1,811	850	224	1,776
47		1919	acres	579	----------	1,258	10,677	2,235	959	371	2,756
48	**Hay crops, total** [2]	1929	acres	43,066	7,438	11,117	81,608	36,986	4,489	59,627	13,625
49			tons	47,653	11,980	14,091	109,180	45,025	4,931	72,702	15,794
50		1924	acres	45,142	12,178	14,746	90,773	42,219	6,303	62,389	14,035
51		1919	acres	42,365	12,479	11,653	91,752	37,404	5,347	59,948	14,186
52	Timothy and (or) timothy and clover mixed	1929	acres	35,451	5,310	10,316	67,045	30,347	4,059	53,643	12,672
53			tons	36,633	7,842	12,875	89,299	33,997	4,428	62,698	14,634
54			farms reporting	1,930	375	696	3,908	2,379	292	2,912	988
55		1924	acres	40,052	7,894	12,632	82,208	35,834	6,164	57,666	12,387
56		1919	acres	38,298	9,286	11,279	86,148	34,104	4,751	56,513	13,264
57	Clovers—red, alsike, and mammoth	1929	acres	3,465	220	327	5,833	1,088	199	1,534	554
58			tons	3,928	327	592	10,368	1,561	308	2,113	673
59			farms reporting	303	22	38	672	136	34	129	69
60		1924	acres	1,788	154	446	2,740	853	79	1,258	1,365
61	Clovers—sweet, crimson, and Japan	1929	acres	377	74	46	220	235	17	240	145
62			tons	382	79	114	427	293	39	328	185
63			farms reporting	40	6	8	39	49	4	30	14
64		1924	acres	178	795	----------	216	106	41	132	1
65	Clover alone, all kinds	1919	acres	2,479	804	55	1,751	751	186	1,854	547
66	Alfalfa	1929	acres	3,472	1,355	264	870	4,339	9	3,593	106
67			tons	6,439	3,161	357	1,532	8,038	7	6,966	163
68			farms reporting	318	157	43	129	600	2	562	18
69		1924	acres	2,153	2,480	24	722	2,807	----------	2,429	55
70		1919	acres	1,198	1,034	13	223	1,307	----------	1,020	17
71	Other tame grasses	1929	acres	118	285	119	7,052	760	193	307	99
72			tons	68	291	109	6,926	842	136	246	92
73			farms reporting	12	18	11	380	79	19	53	26
74		1924	acres	170	598	969	2,760	1,978	4	368	197
75		1919	acres	282	745	166	1,645	726	352	437	303
76	Wild grasses cut on farms	1929	acres	2	11	35	396	19	----------	88	19
77			tons	3	8	25	320	13	----------	67	14
78			farms reporting	1	3	4	47	6	----------	9	3
79		1924	acres	285	39	376	1,949	164	----------	15	6
80		1919	acres	16	93	47	1,372	122	39	52	31
81	Small grains cut for hay	1929	acres	51	132	2	128	84	12	68	13
82			tons	54	174	3	225	82	13	107	10
83			farms reporting	13	14	1	55	31	5	16	3
84		1924	acres	217	200	285	140	321	10	166	11
85		1919	acres	51	387	93	587	356	19	41	19
86	Annual legumes saved for hay	1929	acres	130	51	8	64	114	----------	154	17
87			tons	146	98	16	83	199	----------	177	23
88			farms reporting	34	11	4	17	33	----------	38	7
89		1924	acres	299	18	14	38	156	5	355	13
90		1919	acres	41	130	----------	26	38	----------	31	5
	Other field crops:										
91	Tobacco	1929	acres	83	----------	----------	----------	----------	----------	----------	----------
92			pounds	91,504	----------	----------	----------	----------	----------	----------	----------
93			farms reporting	22	----------	----------	----------	----------	----------	----------	----------
94		1924	acres	91	----------	----------	----------	----------	----------	----------	----------
95		1919	acres	96	----------	----------	(3)	(3)	----------	(3)	(3)
96	Potatoes (Irish or white)	1929	acres	2,904	522	856	6,770	1,457	293	3,289	763
97			bushels	262,229	59,080	93,933	692,105	169,898	24,693	354,845	64,200
98			farms reporting	1,952	291	674	3,848	2,008	302	2,778	1,094
99		1924	acres	2,506	1,148	1,186	6,849	1,040	289	2,689	570
100		1919	acres	3,109	1,681	1,076	7,705	1,279	353	2,556	937

[1] Not exactly comparable, see text, p. 5.

[2] See text, "Hay," p. 5.

[3] Less than 1 acre.

1929, 1924, AND 1919, WITH PRODUCTION AND NUMBER OF FARMS REPORTING, 1929—Continued

in Tables VI, VII, and VIII]

Greene	Huntingdon	Indiana	Jefferson	Juniata	Lackawanna	Lancaster	Lawrence	Lebanon	Lehigh	Luzerne	Lycoming	McKean	Mercer	Mifflin	
15,123	19,580	19,657	10,594	14,701	4,307	92,755	12,825	26,766	18,315	8,963	25,332	1,221	19,620	13,760	1
2,029	1,542	2,649	1,988	1,168	808	7,906	1,680	1,979	2,046	1,659	2,291	322	3,171	945	2
14,469	16,317	16,380	7,701	13,121	232	80,527	7,798	23,723	17,480	5,884	20,070	54	11,941	11,753	3
499,633	452,783	569,669	274,547	399,445	7,950	4,009,118	311,117	1,035,881	607,238	229,817	687,278	1,348	339,498	477,195	4
1,998	1,504	2,529	1,685	1,154	76	7,850	1,411	1,972	2,040	1,350	2,143	32	2,606	920	5
285	2,730	2,377	2,199	1,459	3,189	11,203	3,976	2,857	537	2,162	4,570	825	5,585	1,804	6
2,093	17,720	17,837	16,004	9,667	38,873	117,802	30,337	24,435	4,462	16,770	32,697	5,612	48,646	12,766	7
40	286	329	346	165	470	1,802	538	378	59	346	574	129	856	274	8
90	292	718	635	99	849	904	838	58	162	814	635	307	1,867	106	9
279	241	182	59	22	37	121	213	128	136	103	57	35	227	97	10
10,717	18,749	21,347	12,121	14,447	4,000	92,430	12,944	26,682	18,172	9,424	27,060	1,352	20,833	13,987	11
2,645	15,566	9,638	4,250	14,672	41	99,785	7,802	28,590	25,542	5,269	18,740	101	8,639	13,741	12
35,670	190,153	134,807	60,530	190,323	804	2,320,985	118,898	523,513	464,416	97,707	340,296	1,964	122,556	189,840	13
2,461	15,496	9,573	3,829	14,662	37	99,662	7,775	28,384	25,341	5,168	18,624	60	8,463	13,677	14
31,645	189,206	133,996	54,262	190,123	699	2,318,341	118,513	518,289	461,198	96,017	338,310	869	118,514	188,725	15
353	1,239	1,580	847	1,043	18	6,951	1,098	1,735	1,833	803	1,790	16	1,700	824	16
184	70	65	421	10	4	123	27	206	201	101	116	41	176	64	17
4,025	947	811	6,268	200	105	2,644	385	5,224	3,218	1,690	1,986	1,095	4,042	1,115	18
25	7	23	123	1	2	20	5	26	15	20	18	7	28	5	19
															20
															21
															22
4,303	19,465	13,817	7,614	16,380	56	101,640	10,667	30,824	26,282	5,511	22,362	72	12,683	15,421	23
17,783	26,659	20,571	11,804	19,822	176	116,067	12,923	34,796	29,597	6,763	24,618	281	17,710	18,955	24
7,568	12,035	20,772	16,328	11,955	3,438	14,192	11,200	14,592	10,133	7,476	21,849	3,420	21,138	10,362	25
183,311	292,080	560,618	426,802	314,054	93,517	403,846	246,439	387,778	271,853	193,938	648,223	86,342	455,939	284,554	26
979	1,249	2,398	1,844	1,024	624	2,315	1,403	1,457	1,428	1,321	2,123	440	2,819	818	27
7,501	11,154	22,030	19,926	11,997	4,456	14,610	11,560	16,533	10,760	8,877	22,035	4,994	23,078	10,451	28
15,415	15,466	25,368	19,594	13,670	6,343	21,245	15,561	19,515	16,879	12,040	25,613	7,041	25,669	11,565	29
2,155	175	283	199	38	478	750	278	215	439	432	585	433	515	108	30
443	50	93	65	11	169	185	75	53	77	113	121	127	141	28	31
1,150	144	251	145	10	386	717	423	444	96	324	200	618	334	83	32
16	635	140	343	21	26	118	121	86	1,276	174	172	107	112	72	33
209	11,086	2,295	6,100	384	470	2,633	2,104	1,778	23,860	3,942	3,227	2,251	2,012	1,021	34
5	128	41	124	6	6	26	39	18	197	51	54	41	27	14	35
14	159	79	59	25	28	83	30	67	73	96	125	7	54	75	36
24	197	219	57	18	21	122	56	13	25	41	194	98	135	52	37
144	2,294	6,549	3,893	816	167	531	906	1,313	2,706	2,025	4,323	23	1,020	855	38
1,594	22,077	65,969	46,358	8,976	2,756	9,672	11,335	19,969	42,635	26,653	56,266	631	12,019	9,182	39
26	382	1,169	715	170	50	142	206	227	407	561	702	8	282	134	40
58	1,219	6,578	3,873	416	229	966	795	872	3,398	2,619	3,667	29	1,291	321	41
183	3,359	10,171	3,424	1,543	649	2,427	2,117	1,552	9,674	5,659	6,710	80	3,013	631	42
43	1,437	9,270	8,038	704	679	78	886	18	252	1,742	4,625	809	5,359	283	43
476	14,424	161,358	129,744	9,376	12,127	2,237	12,691	157	4,978	29,114	72,534	13,128	87,441	3,595	44
10	327	1,654	1,427	152	231	11	230	5	55	551	846	239	1,232	55	45
39	1,626	11,886	10,886	713	1,053	134	1,166	35	88	2,275	6,243	1,178	6,637	171	46
28	2,390	13,480	9,961	1,264	2,145	266	1,292	37	283	4,295	7,590	2,316	8,365	187	47
50,241	25,986	45,825	36,769	16,948	20,584	97,641	31,102	32,132	24,729	22,926	44,859	20,658	65,991	15,444	48
46,055	31,523	50,466	38,959	18,738	29,118	151,558	41,450	41,736	33,650	30,131	55,887	25,067	83,705	19,035	49
54,102	28,605	56,821	43,962	19,449	26,644	110,868	41,171	36,935	30,516	31,067	44,655	27,977	81,473	18,115	50
47,444	28,546	47,586	42,001	19,966	24,551	105,762	36,870	34,378	34,080	26,396	43,221	30,305	74,068	16,651	51
47,397	23,022	39,536	32,319	15,724	16,077	88,200	25,318	27,171	18,132	20,677	36,158	19,065	53,072	14,403	52
42,761	27,246	42,190	33,426	17,031	23,893	135,306	32,373	33,439	22,949	26,868	46,203	23,093	64,704	17,263	53
2,238	1,531	2,673	2,155	1,103	1,111	7,272	1,831	1,783	1,600	1,905	2,411	973	3,529	926	54
51,482	26,012	49,668	37,604	17,479	22,667	102,012	34,487	34,093	20,253	28,974	41,387	22,556	66,403	16,864	55
46,535	26,860	46,061	40,788	19,532	20,772	97,346	34,279	31,008	27,307	24,830	40,450	28,876	68,486	16,068	56
666	1,524	5,171	3,457	407	1,022	3,137	4,847	868	338	1,129	3,065	637	10,697	88	57
840	1,946	6,979	4,220	531	1,867	4,578	7,777	987	508	1,702	4,660	951	16,716	155	58
71	124	503	350	36	138	355	566	60	44	159	307	74	1,253	10	59
747	1,471	5,512	5,166	1,423	1,173	1,088	5,751	127	276	830	1,806	175	11,323	274	60
191	111	169	303	141	126	123	174	85	319	101	191	12	315	12	61
232	136	207	383	116	236	219	247	87	456	163	260	15	481	13	62
14	15	33	35	18	13	19	28	10	53	20	25	3	51	4	63
21	75	127	87	12	67	150	27	44	97	35	65	10	209	26	64
465	823	916	819	291	622	2,066	2,089	1,916	561	746	1,978	162	2,971	331	65
682	967	375	405	404	160	4,528	288	3,799	5,161	295	324	214	108	679	66
734	1,790	582	568	731	260	9,274	445	6,953	8,885	435	630	295	170	1,238	67
61	133	76	86	66	27	837	51	499	629	46	72	20	31	130	68
147	508	272	711	372	128	3,936	497	2,337	6,808	99	218	126	210	555	69
61	153	115	81	94	60	2,333	71	750	2,229	78	78	14	42	196	70
671	271	292	101	42	2,986	977	261	110	576	478	4,367	444	1,269	15	71
672	287	200	121	31	2,581	1,140	303	143	669	651	3,602	394	1,134	18	72
36	45	46	14	5	307	212	28	15	148	63	272	37	104	6	73
1,227	273	910	223	18	2,396	2,463	82	186	2,495	836	858	4,242	2,269	329	74
220	522	347	161	18	2,630	2,772	226	430	2,637	373	527	581	1,829	27	75
23	6	104	----------	3	32	42	16	18	156	94	684	160	273	----------	76
21	8	103	----------	3	20	47	18	21	114	75	439	134	209	----------	77
3	3	14	----------	1	4	6	4	4	18	9	52	16	26	----------	78
217	137	191	9	81	152	678	112	85	530	140	218	687	725	3	79
35	46	29	24	23	122	439	41	44	1,148	165	106	191	512	2	80
235	39	82	70	4	140	59	34	40	18	87	39	111	167	22	81
234	65	76	79	3	202	73	34	34	36	134	47	155	171	23	82
54	10	21	21	2	53	18	11	9	8	32	19	31	50	8	83
175	99	34	123	20	53	111	197	13	38	116	77	168	242	47	84
122	80	100	125	4	320	786	142	205	154	188	44	445	207	17	85
376	43	96	114	223	41	575	164	41	29	65	31	25	90	225	86
561	45	129	162	292	50	921	253	72	33	103	46	30	120	325	87
96	14	30	36	50	9	140	38	4	5	7	12	7	22	65	88
86	30	107	39	44	8	430	18	50	19	37	26	13	92	17	89
6	62	18	3	4	25	20	22	25	44	16	38	36	21	10	90
----------	----------	----------	----------	5	----------	37,088	----------	253	----------	----------	49	----------	----------	----------	91
----------	----------	----------	----------	7,200	----------	46,854,695	----------	242,423	----------	----------	69,293	----------	----------	----------	92
----------	----------	----------	----------	2	----------	6,799	----------	82	----------	----------	12	----------	----------	----------	93
----------	----------	----------	----------	16	----------	40,716	----------	446	----------	----------	57	----------	----------	----------	94
2	(1)	----------	----------	23	----------	37,301	----------	466	6	(1)	129	(1)	1	----------	95
782	1,753	2,622	2,642	1,289	1,911	11,491	1,209	3,808	13,560	3,858	2,993	742	3,771	978	96
58,197	141,287	256,431	274,293	104,871	233,958	1,429,630	120,201	471,611	1,681,211	479,299	283,717	61,312	403,792	80,765	97
2,217	1,589	2,643	2,156	1,091	1,172	7,337	1,480	1,803	1,964	1,837	2,292	786	3,348	973	98
663	1,334	2,849	3,137	1,253	2,596	8,978	1,096	2,713	14,100	4,748	3,490	1,112	4,170	737	99
975	1,971	3,183	3,103	1,589	3,401	11,840	1,316	2,871	14,826	5,948	3,797	1,520	3,956	947	100

County Table V.—ACREAGE OF GRAIN AND FORAGE CROPS, HAY CROPS, TOBACCO, AND POTATOES,

[Additional crops are shown

	ITEM (See definitions in Introduction)		Monroe	Montgomery	Montour	Northampton	Northumberland	Perry	Philadelphia	Pike
	CROPS									
	Grain and forage crops:									
1	Corn, total	1929 acres	6,103	25,090	8,762	21,817	22,985	21,307	1,301	721
2		farms reporting	981	2,601	618	2,324	1,933	1,678	108	222
3	Harvested for grain	acres	5,117	19,909	7,975	19,797	20,695	18,109	1,077	359
4		bushels	167,475	820,316	291,546	857,404	820,741	522,899	45,330	11,914
5		farms reporting	910	2,538	609	2,291	1,904	1,666	95	123
6	Cut for silage	acres	538	4,157	665	1,576	1,902	3,056	70	254
7		tons	4,090	36,416	5,494	13,287	15,621	20,380	531	2,264
8		farms reporting	69	463	83	211	266	284	5	75
9	Cut for fodder	acres	355	840	95	383	262	120	150	103
10	Hogged or grazed off	acres	93	184	27	61	126	22	4	5
11	Corn, total	1924 acres	6,077	29,782	9,091	21,928	24,287	21,056	1,537	906
12	Wheat threshed, total	1929 acres	3,216	17,643	9,049	23,161	24,087	20,014	641	125
13		bushels	50,977	359,113	166,738	407,186	406,536	274,494	15,947	1,877
14	Winter wheat	acres	3,204	17,445	9,045	23,111	23,961	19,949	639	125
15		bushels	50,798	355,809	166,698	405,983	404,630	273,561	15,904	1,877
16		farms reporting	536	1,958	575	1,835	1,711	1,455	51	21
17	Spring wheat, other than durum or macaroni	acres	12	173	4	50	126	65	2	----------
18		bushels	179	3,154	40	1,203	1,906	933	43	----------
19		farms reporting	4	35	1	9	6	5	1	----------
20	Durum or macaroni wheat	acres	----------	25	----------	----------	----------	----------	----------	----------
21		bushels	----------	150	----------	----------	----------	----------	----------	----------
22		farms reporting	----------	3	----------	----------	----------	----------	----------	----------
23	Wheat, total	1924 acres	3,553	19,952	10,082	25,994	27,134	22,135	820	168
24		1919 acres	3,038	25,626	10,649	27,805	29,924	26,429	1,243	337
25	Oats threshed	1929 acres	5,293	8,853	7,896	14,890	20,157	16,092	151	655
26		bushels	150,254	247,587	194,893	429,479	503,669	394,502	4,620	19,443
27		farms reporting	775	1,399	585	1,774	1,707	1,393	16	170
28		1924 acres	5,648	11,827	8,166	17,243	20,781	16,130	63	856
29		1919 [1] acres	8,160	19,366	8,991	21,142	23,739	18,291	373	1,532
30	Oats cut and fed unthreshed	1929 acres	377	603	39	444	169	156	17	87
31		farms reporting	121	108	7	121	38	36	6	52
32		1924 acres	213	711	33	124	76	84	----------	86
33	Barley threshed	1929 acres	126	196	20	2,129	186	50	----------	1
34		bushels	3,122	4,334	414	52,706	2,021	941	----------	10
35		farms reporting	34	34	8	371	31	11	----------	1
36		1924 acres	61	193	27	358	49	49	----------	27
37		1919 acres	61	151	54	269	31	32	10	15
38	Rye threshed	1929 acres	3,023	1,277	1,368	3,769	2,919	1,507	106	194
39		bushels	37,587	22,977	18,886	57,935	40,326	17,029	1,759	2,570
40		farms reporting	511	282	166	528	531	299	14	65
41		1924 acres	3,876	3,266	1,112	4,451	2,452	1,326	40	435
42		1919 acres	7,965	8,538	2,506	11,048	4,698	2,791	234	975
43	Buckwheat threshed	1929 acres	2,071	138	760	726	1,489	1,087	2	240
44		bushels	39,045	2,666	11,374	14,852	22,939	13,801	20	4,127
45		farms reporting	370	39	116	143	305	205	1	101
46		1924 acres	2,846	267	815	414	1,395	1,279	----------	480
47		1919 acres	5,121	391	1,087	1,074	1,808	1,678	(2)	1,053
48	**Hay crops, total [3]**	1929 acres	13,388	33,649	10,347	24,096	26,474	27,340	1,696	4,571
49		tons	16,395	44,349	11,425	40,564	28,311	29,561	2,730	5,717
50		1924 acres	14,580	61,495	13,174	29,466	31,664	28,987	2,905	6,034
51		1919 acres	15,398	51,868	12,698	29,198	35,358	30,004	3,073	6,074
52	Timothy and (or) timothy and clover mixed	1929 acres	11,210	28,420	10,150	13,826	25,335	25,643	1,580	3,408
53		tons	13,478	37,057	11,188	21,659	26,812	27,611	2,505	4,704
54		farms reporting	1,104	2,457	618	1,489	1,856	1,620	98	414
55		1924 acres	12,368	53,725	12,940	17,959	30,652	26,932	2,884	2,951
56		1919 acres	12,472	40,683	12,142	24,007	34,015	28,673	2,441	4,249
57	Clovers—red, alsike, and mammoth	1929 acres	560	826	121	797	575	470	28	105
58		tons	837	1,365	118	1,290	647	506	56	189
59		farms reporting	86	111	13	95	75	37	4	21
60		1924 acres	386	543	50	578	462	828	----------	218
61	Clovers—sweet, crimson, and Japan	1929 acres	137	91	6	194	80	37	----------	6
62		tons	193	143	10	269	85	60	----------	9
63		farms reporting	27	19	3	29	12	8	----------	1
64		1924 acres	32	171	15	56	3	217	----------	----------
65	Clover alone, all kinds	1919 acres	308	2,204	509	1,193	1,009	1,055	46	50
66	Alfalfa	1929 acres	237	1,100	44	8,855	317	587	57	----------
67		tons	497	2,015	89	16,582	603	948	138	----------
68		farms reporting	55	166	14	1,072	71	99	7	----------
69		1924 acres	82	2,081	64	5,625	331	497	4	1
70		1919 acres	64	951	29	2,523	142	138	60	43
71	Other tame grasses	1929 acres	1,109	2,553	----------	314	19	486	17	934
72		tons	1,283	2,803	----------	569	15	302	19	725
73		farms reporting	178	539	----------	86	8	67	3	105
74		1924 acres	1,343	3,304	55	4,683	73	106	5	2,696
75		1919 acres	2,042	6,510	4	1,153	126	127	210	1,256
76	Wild grasses cut on farms	1929 acres	65	191	2	40	14	5	4	88
77		tons	46	191	1	52	12	3	2	50
78		farms reporting	12	30	1	9	4	2	1	13
79		1924 acres	331	1,418	16	471	65	10	----------	149
80		1919 acres	364	1,059	3	93	12	32	95	250
81	Small grains cut for hay	1929 acres	30	74	3	25	29	4	10	26
82		tons	37	112	3	42	25	5	10	38
83		farms reporting	14	23	1	7	9	3	2	13
84		1924 acres	30	123	27	87	57	111	10	11
85		1919 acres	116	341	11	53	49	7	155	223
86	Annual legumes saved for hay	1929 acres	40	394	21	45	105	108	----------	4
87		tons	24	663	16	101	112	126	----------	2
88		farms reporting	5	76	3	8	20	26	----------	1
89		1924 acres	8	130	7	7	21	286	2	8
90		1919 acres	32	120	----------	176	5	32	66	3
	Other field crops:									
91	Tobacco	1929 acres	----------	----------	----------	----------	----------	----------	----------	----------
92		pounds	----------	----------	----------	----------	----------	----------	----------	----------
93		farms reporting	----------	----------	----------	----------	----------	----------	----------	----------
94		1924 acres	----------	----------	----------	----------	(2)	(2)	----------	----------
95		1919 acres	----------	2	2	2	(2)	4	----------	----------
96	Potatoes (Irish or white)	1929 acres	1,260	2,739	644	4,440	3,380	1,401	207	239
97		bushels	149,476	425,730	60,019	566,150	316,692	122,320	25,432	21,445
98		farms reporting	1,031	1,737	577	1,990	1,918	1,518	43	384
99		1924 acres	1,661	2,517	721	5,980	3,378	1,267	644	395
100		1919 acres	2,052	4,666	943	5,918	4,391	1,697	806	682

[1] Not exactly comparable, see text, p. 5. [2] Less than 1 acre. [3] See text, "Hay," p. 5.

1929, 1924, AND 1919, WITH PRODUCTION AND NUMBER OF FARMS REPORTING, 1929—Continued

in Tables VI, VII, and VIII]

Potter	Schuylkill	Snyder	Somerset	Sullivan	Susquehanna	Tioga	Union	Venango	Warren	Washington	Wayne	Westmoreland	Wyoming	York	
2,578	15,126	16,821	19,629	2,599	11,392	12,318	13,612	6,122	4,622	24,008	5,139	29,066	6,561	78,075	1
640	2,170	1,399	2,692	515	2,037	2,015	1,044	1,246	1,128	2,915	1,399	3,484	995	6,825	2
205	13,658	15,433	9,850	917	683	626	11,581	3,544	564	18,070	352	22,988	1,033	70,417	3
5,079	457,602	591,243	381,233	27,423	22,916	20,513	427,696	109,530	18,210	694,609	12,448	929,799	37,500	2,763,484	4
97	2,108	1,387	2,274	285	274	302	1,019	912	279	2,730	198	3,235	293	6,643	5
1,819	725	1,245	9,259	1,422	9,276	9,434	1,837	1,749	3,134	5,018	4,193	4,721	4,633	5,687	6
15,232	6,972	8,955	76,908	9,759	82,189	58,214	12,681	13,438	25,755	39,502	44,349	31,653	36,585	46,712	7
345	100	189	1,093	247	1,324	1,266	240	237	529	609	947	537	581	790	8
533	611	95	387	219	1,347	1,955	115	618	903	594	562	1,016	865	1,764	9
21	132	48	133	41	86	303	79	211	21	326	32	341	30	207	10
3,360	13,859	16,738	20,247	2,666	12,062	14,105	14,706	7,255	5,878	22,847	6,063	29,996	6,341	77,727	11
59	14,965	18,018	8,712	348	188	752	16,978	2,214	683	8,387	56	17,342	416	87,052	12
1,134	275,398	244,081	168,673	5,301	4,035	13,005	306,885	31,370	11,989	128,617	912	261,667	8,296	1,816,980	13
39	14,927	18,004	7,285	321	172	602	16,968	2,210	663	8,293	52	15,138	401	86,858	14
692	274,623	243,982	137,517	5,134	3,483	10,151	306,638	31,312	11,752	127,229	830	229,548	7,932	1,812,485	15
15	1,853	1,299	1,112	88	53	168	1,003	510	231	1,158	18	1,819	91	6,022	16
20	38	14	1,422	27	16	150	10	4	20	94	4	2,191	15	194	17
442	775	99	31,056	167	552	2,854	247	58	237	1,388	82	31,934	364	4,495	18
7	10	6	187	9	5	42	1	3	11	25	4	353	4	20	19
			5									13			20
			100									185			21
			1									2			22
74	15,711	19,601	8,369	441	227	510	17,920	3,255	908	13,215	77	21,148	468	87,690	23
451	17,086	22,048	16,831	758	774	1,610	19,832	5,787	1,714	33,560	211	35,201	637	105,044	24
9,007	13,833	14,252	33,529	3,523	9,591	21,752	11,114	8,253	7,394	19,574	3,817	25,215	4,574	24,268	25
262,538	386,578	336,797	1,145,374	89,371	244,956	404,648	324,171	200,450	182,719	562,831	113,066	717,649	101,848	737,501	26
953	1,890	1,275	2,580	527	1,454	2,097	936	1,159	1,193	2,182	909	2,754	675	3,962	27
12,618	13,167	14,149	33,666	3,920	11,666	24,912	12,051	10,639	9,889	20,424	4,967	28,316	4,908	25,843	28
15,440	17,244	15,594	38,042	4,313	17,343	30,422	13,268	14,027	9,770	31,076	8,622	36,100	7,359	28,395	29
847	530	109	342	58	1,704	1,101	65	364	493	1,416	1,086	965	527	147	30
186	115	22	123	26	407	246	14	108	171	276	363	209	139	54	31
452	183	26	399	32	1,056	493	11	260	444	1,269	881	1,005	216	132	32
603	105	55	2,256	14	59	1,966	240	144	196	282	20	347	17	1,173	33
12,647	2,155	942	59,896	364	1,322	30,594	4,350	3,138	4,550	5,036	469	6,582	445	30,557	34
168	28	15	433	8	19	452	49	46	63	71	10	71	3	258	35
242	95	75	144	12	48	1,145	68	29	90	96	22	162	34	447	36
251	45	23	345	39	48	1,912	5	46	251	249	40	221	53	163	37
25	5,130	1,547	1,853	123	39	155	400	119	78	1,240	72	2,004	366	2,654	38
299	80,185	17,911	27,371	1,701	620	1,728	5,545	1,184	1,120	14,173	1,073	22,657	5,137	45,289	39
11	992	352	345	56	21	35	84	41	22	223	42	387	102	673	40
59	5,240	1,253	1,554	89	112	171	357	159	65	428	78	1,926	594	3,290	41
192	8,981	3,340	3,159	215	427	456	1,289	287	245	788	678	3,550	1,647	6,996	42
4,374	1,470	1,060	8,486	2,050	3,903	12,495	122	4,055	2,262	85	1,247	1,565	2,127	270	43
65,826	26,817	13,018	175,443	30,633	63,311	107,143	1,188	56,635	40,164	1,142	27,211	27,659	29,542	5,128	44
777	424	244	1,523	484	968	1,561	29	856	621	25	579	355	421	96	45
4,411	1,261	1,192	7,916	2,136	5,219	12,304	253	5,272	2,728	67	2,173	1,749	2,787	947	46
6,844	2,208	1,571	7,002	2,546	5,874	13,242	158	7,243	3,462	96	4,356	2,079	4,380	1,143	47
44,461	28,453	18,686	63,240	12,582	86,154	102,982	17,935	28,265	32,463	75,196	65,119	66,733	21,827	79,352	48
45,294	36,401	19,202	79,867	16,559	105,306	112,374	22,112	31,204	44,299	89,170	78,656	81,323	27,118	107,294	49
42,712	35,443	21,795	72,160	15,716	90,293	109,255	19,498	38,971	41,775	91,399	63,122	83,496	25,321	94,353	50
46,225	34,514	21,472	66,663	14,226	84,867	107,259	18,952	37,162	37,377	80,727	59,878	78,198	22,736	88,715	51
38,883	26,071	17,908	51,577	11,238	62,584	88,732	16,393	24,100	26,858	66,124	35,867	54,229	17,691	73,260	52
39,362	32,944	18,204	64,516	14,561	79,300	94,374	20,237	26,308	36,255	75,135	47,824	62,555	21,499	98,410	53
1,442	2,153	1,346	2,976	644	2,617	2,958	1,058	1,548	1,760	3,202	2,124	3,585	1,120	6,274	54
40,325	33,226	20,990	66,054	14,682	64,592	103,320	19,256	32,669	37,217	83,035	38,384	70,737	23,030	86,739	55
44,866	32,400	20,961	62,602	13,306	75,788	104,085	18,580	35,546	35,274	77,000	45,268	73,017	20,806	77,375	56
1,746	1,296	375	7,116	607	4,614	7,434	1,030	2,658	2,610	5,672	1,151	4,312	1,491	1,636	57
2,747	1,599	415	9,994	1,225	9,017	11,823	1,123	3,663	4,758	8,676	2,419	5,719	2,697	2,808	58
146	152	40	530	75	593	582	95	329	293	561	204	411	168	185	59
387	478	192	3,783	114	3,915	1,351	20	2,970	2,442	5,754	689	7,053	743	1,386	60
66	148	59	971	27	124	132	91	71	80	426	52	376	13	160	61
148	196	51	1,286	46	232	249	111	107	155	638	120	469	19	239	62
11	22	7	103	4	19	23	13	11	16	52	12	60	5	27	63
4	17	2	327	5	72	84	35	46	24	314	25	392	34	178	64
451	1,289	451	1,756	152	1,827	1,684	262	732	548	1,123	746	1,987	561	5,189	65
117	704	216	1,643	95	472	769	213	89	261	1,580	136	6,157	135	1,430	66
141	1,358	350	2,224	166	806	1,392	361	171	530	3,148	269	10,849	240	2,936	67
19	133	50	195	11	57	121	32	22	52	337	27	811	25	290	68
70	363	221	244	7	248	465	95	142	204	868	110	3,350	90	1,817	69
6	167	16	168	7	56	103	32	23	31	840	82	1,819	65	580	70
2,086	123	4	1,567	530	15,588	3,138	37	1,209	2,084	992	25,760	1,115	2,215	2,456	71
1,686	137	6	1,515	483	12,806	2,439	37	854	2,027	1,009	25,230	1,059	2,360	2,238	72
139	29	2	158	50	831	185	7	97	182	82	1,223	106	187	454	73
1,397	764	40	1,406	277	18,905	3,011	53	2,778	1,228	421	20,474	928	1,288	3,130	74
492	389	10	1,824	536	6,206	639	24	782	587	1,312	11,567	725	1,206	3,538	75
1,228	22	3	264	64	1,208	2,319	10	75	344	51	681	232	152	63	76
864	19	3	223	44	621	1,566	12	36	238	47	387	181	135	69	77
72	6	2	31	7	76	147	1	5	36	8	87	28	13	15	78
333	517	30	134	621	1,795	739	1	190	460	101	2,582	413	93	612	79
200	159	21	202	191	220	475	23	33	406	80	1,331	223	18	1,312	80
318	55	17	36	4	1,235	348	5	39	137	125	1,105	166	74	57	81
327	89	34	30	5	2,034	418	4	38	215	173	1,985	287	84	81	82
58	14	3	17	4	293	90	2	13	52	33	389	33	13	15	83
190	48	29	189	3	695	267	16	167	185	514	856	456	27	150	84
193	82	2	75	25	704	210	10	17	521	318	798	322	73	120	85
17	34	104	66	17	329	110	156	24	89	226	367	146	56	290	86
19	59	139	79	29	490	113	227	27	121	344	422	204	84	513	87
5	8	27	7	4	57	19	59	8	19	52	33	38	10	94	88
6	30	291	23	7	71	18	22	9	15	392	2	167	16	341	89
17	28	11	36	9	66	63	12	29	10	54	86	105	7	601	90
		18				201								1,579	91
		25,000				188,750								2,090,765	92
		6				66								542	93
		11			1	403				1		(2)		1,840	94
		14	(2)	(2)		181	1							3,432	95
3,775	7,413	1,940	6,538	528	2,211	2,923	1,424	1,349	1,569	1,180	1,628	2,306	1,262	11,020	96
478,046	734,206	144,214	951,959	50,875	218,840	189,470	155,734	122,350	148,574	105,850	173,510	201,355	129,215	1,252,156	97
1,330	2,244	1,410	3,080	632	2,533	2,495	945	1,481	1,716	2,561	2,169	2,919	1,051	6,432	98
4,482	7,493	1,775	5,033	635	2,831	3,235	1,379	1,729	2,271	1,341	2,002	2,367	1,581	9,941	99
3,963	8,992	2,188	4,745	891	3,503	3,318	1,270	1,881	2,357	1,784	2,660	2,858	2,185	12,305	100

County Table VI.—VEGETABLES HARVESTED FOR SALE—ACREAGE,

[This table does not include vegetables grown under glass.

	ITEM (See definitions in Introduction)		The State	Adams	Allegheny	Armstrong	Beaver	Bedford	Berks	Blair
	VEGETABLES HARVESTED FOR SALE									
1	Total	1929 acres	76,801	3,769	7,381	428	623	386	2,028	1,062
2		value of crops dollars	9,103,762	144,452	973,703	53,547	79,246	40,141	242,921	145,838
3		1919 acres	54,240	2,196	7,787	316	724	261	1,489	688
4	Asparagus	1929 acres	2,818	7	64	2	40	1	34	12
5		value of crop dollars	555,468	1,388	13,893	119	8,081	65	8,614	2,309
6		farms reporting	3,163	20	95	9	28	3	117	14
7		1919 acres	931	4	19	1	20		7	
8	Beans (snap or string)	1929 acres	5,392	609	656	22	37	41	115	75
9		value of crop dollars	508,144	40,162	87,201	2,353	5,065	4,089	14,510	10,161
10		farms reporting	9,815	190	984	139	145	203	454	202
11		1919 (green beans) acres	2,497	100	631	17	39	20	157	32
12	Beans, Lima (green)	1929 acres	408	8	24	1	6	1	6	1
13		value of crop dollars	55,665	399	4,646	180	1,313	105	1,250	218
14		farms reporting	907	7	58	4	21	3	37	3
15	Beets	1929 acres	292	1	36	1	(2)	1	3	(2)
16		value of crop dollars	67,772	91	11,530	254	58	54	317	25
17		farms reporting	565	3	63	10	3	15	8	3
18		1919 acres	443	1	86	2	1	1	2	2
19	Cabbages	1929 acres	8,242	12	567	86	79	57	143	140
20		value of crop dollars	1,169,086	1,641	88,313	11,680	10,643	8,488	20,928	20,616
21		farms reporting	14,901	46	924	266	186	203	502	246
22		1919 acres	7,718	19	769	57	90	53	138	100
23	Cantaloupes and muskmelons	1929 acres	693	1	1	1	2	2	32	1
24		value of crop dollars	106,886	235	114	33	265	222	4,726	125
25		farms reporting	1,269	5	4	4	11	9	93	6
26		1919 acres	551	5	9	1	1	2	39	1
27	Carrots	1929 acres	308		19	(2)				
28		value of crop dollars	86,303		7,250	30				
29		farms reporting	400		51	5				
30		1919 acres	256		47		1			1
31	Cauliflower	1929 acres	109		3		1			1
32		value of crop dollars	27,391		385		229			212
33		farms reporting	158		7		2			2
34		1919 acres	47		10		1			
35	Celery	1929 acres	1,493	2	22	4	3	2	25	6
36		value of crop dollars	563,599	868	8,943	804	1,629	122	7,872	4,258
37		farms reporting	1,956	9	61	16	10	5	95	12
38		1919 acres	1,379	1	83		2		33	4
39	Corn, sweet	1929 acres	31,575	2,043	3,140	170	260	155	872	481
40		value of crop dollars	1,826,808	26,283	209,659	11,643	16,648	9,082	58,816	28,629
41		farms reporting	20,495	324	1,322	293	317	266	755	347
42		1919 acres	22,255	1,806	3,242	160	356	81	660	299
43	Cucumbers	1929 acres	2,432	7	220	50	38	16	69	33
44		value of crop dollars	378,981	560	27,666	11,769	6,644	2,543	11,446	5,763
45		farms reporting	8,083	25	469	225	118	87	332	92
46		1919 acres	1,925	5	313	24	26	7	60	42
47	Horseradish	1929 acres	69						(2)	1
48		value of crop dollars	12,615						100	50
49		farms reporting	16						1	1
50		1919 acres	30		7				1	1
51	Lettuce	1929 acres	747	1	141	2	5	5	21	22
52		value of crop dollars	251,316	233	46,074	305	1,942	664	5,620	10,454
53		farms reporting	2,774	15	325	33	34	50	145	77
54		1919 acres	807	1	262	2	5	2	15	11
55	Onions (dry)	1929 acres	1,002	3	57	6	4	23	53	15
56		value of crop dollars	182,561	592	10,752	801	258	3,526	8,337	3,791
57		farms reporting	5,285	24	170	60	25	236	374	82
58		1919 acres	1,481	5	132	13	7	27	74	22
59	Onions (green)	1929 acres	37		11	(2)		1	2	4
60		value of crop dollars	10,111		4,079	35		40	236	655
61		farms reporting	164		24	1		3	11	19
62		1919 acres	42		23					
63	Parsnips	1929 acres	139		3			(2)		
64		value of crop dollars	24,107		815			32		
65		farms reporting	33		7			6		
66		1919 acres	43		9					
67	Peas (green)	1929 acres	2,537	750	194	5	8	7	61	22
68		value of crop dollars	274,055	55,236	28,402	523	1,045	857	9,224	4,203
69		farms reporting	5,332	181	383	38	52	70	291	69
70		1919 acres	1,427	232	197	2	6	2	54	11
71	Peppers (including pimentos)	1929 acres	158		15	1	6		1	(2)
72		value of crop dollars	25,081		2,660	45	948		113	35
73		farms reporting	376		29	2	8		4	2
74		1919 acres	86		10				1	
75	Rhubarb	1929 acres	184		10		(2)		(2)	
76		value of crop dollars	39,036		1,968		65		60	
77		farms reporting	59		12		2		1	
78		1919 acres	80		10		3		1	3
79	Spinach	1929 acres	1,567	3	155	(2)	4	1	22	12
80		value of crop dollars	393,501	233	39,185	46	374	97	3,742	2,379
81		farms reporting	1,583	8	192	5	12	6	89	22
82		1919 acres	162		47		2			
83	Tomatoes	1929 acres	9,878	300	1,400	47	87	39	96	110
84		value of crop dollars	1,339,191	14,154	247,637	7,438	15,376	4,409	16,744	22,825
85		farms reporting	14,098	147	1,383	230	248	174	405	257
86		1919 acres	8,048	13	1,432	34	106	53	110	86
87	Turnips	1929 acres	144		1	5	1	(2)	7	7
88		value of crop dollars	17,058		75	612	75	62	522	835
89		farms reporting	147		2	4	2	2	9	4
90		1919 acres	110			1	1		4	
91	Watermelons	1929 acres	485	(2)	13		1		78	1
92		value of crop dollars	65,310	28	1,673		265		10,536	55
93		farms reporting	852	3	21		6		107	3
94		1919 acres	427	2	10		1	1	77	2
95	Mixed vegetables	1929 acres	5,245	21	538	15	36	31	367	116
96		value of crop dollars	937,749	2,164	112,360	3,890	7,364	5,093	55,783	27,095
97		farms reporting	4,015	14	326	33	48	60	267	101
98		1919 acres	3,185	2	382		53	12	50	66
99	Other vegetables [1]	1929 acres	847	1	91	10	5	3	21	2
100		value of crop dollars	185,978	185	18,393	987	959	591	3,425	645
101		1919 acres	310		57	2	3		6	5

[1] Where less than 1 acre was grown in a county in 1919, no acreage is shown for that year.

[2] Less than 1 acre.

VALUE, AND NUMBER OF FARMS REPORTING, 1929; AND ACREAGE, 1919[1]

Additional crops are shown in Tables V, VII, and VIII]

Bradford	Bucks	Butler	Cambria	Cameron	Carbon	Centre	Chester	Clarion	Clearfield	Clinton	Columbia	Crawford	Cumberland	
232	8,907	1,385	911	35	396	294	1,359	96	349	242	1,268	657	736	1
35,131	1,172,651	122,157	129,990	3,266	42,921	21,748	163,969	12,393	40,734	33,550	146,635	81,846	108,994	2
232	3,284	696	998	44	352	171	1,485	36	280	124	391	204	388	3
6	1,375	5		2	1	3	168		1	10	23	8	32	4
1,252	249,435	917		450	280	850	32,001		73	1,645	5,464	955	7,623	5
20	427	11		1	6	6	226		4	21	27	15	79	6
4	486						40			2	2		17	7
9	178	59	49	2	14	21	57	6	21	13	60	73	24	8
1,110	29,517	6,461	6,505	94	1,393	1,296	8,391	589	1,376	2,060	4,830	7,266	3,141	9
37	285	220	183	9	80	27	149	39	90	63	155	150	105	10
2	61	20	35	6	13	29	59	1	9	8	12	3	21	11
	67	8			(2)		17			2	2	6	3	12
	10,887	1,024			50		2,831			198	206	53	585	13
	64	14			2		36			4	6	3	8	14
1	95	1	4		2		5		3		1	2	4	15
70	29,968	82	588		270		837		236		168	235	987	16
3	45	6	14		15		7		14		13	13	6	17
1	20	3	3		1		5		1	1	1		2	18
54	255	138	253	7	106	38	97	30	101	33	187	191	42	19
7,854	33,584	19,278	39,447	963	16,627	4,608	18,120	5,075	15,193	4,591	24,177	22,859	6,265	20
60	354	378	416	12	227	71	176	101	265	94	421	249	108	21
58	132	119	346	22	161	32	117	16	122	22	156	35	33	22
2	35	(2)			3	1	8	(2)	2	14	10	3	7	23
283	3,745	29			364	250	1,062	85	278	922	2,072	382	965	24
5	27	4			14	4	24	2	5	21	19	12	10	25
2	21	1	1		2		18		1	1	2	1	10	26
1	107	1	5		1		3				2	10	1	27
29	38,477	127	674		141		600				465	1,902	22	28
4	37	3	15		7		1				10	37	2	29
3	17		3	1			2					2		30
(2)	2	(2)	2			(2)			(2)		2	1	1	31
25	260	75	291			65			35		225	259	250	32
1	2	2	8			1			2		3	2	1	33
	2	1	2			1					1		1	34
6	181	1	6		6	(2)	16	1	2	13	19	4	31	35
1,164	72,678	125	745		806	114	5,666	135	308	4,404	7,885	1,236	15,574	36
6	83	14	16		25	2	19	6	10	36	21	23	38	37
4	62	1	2		2	1	29		7	4	2	1	8	38
67	4,041	824	260	19	149	75	604	32	116	81	608	162	215	39
5,312	200,216	52,887	18,991	1,037	9,586	3,966	40,356	2,076	7,752	5,293	37,743	11,878	12,974	40
78	921	611	306	25	201	110	390	78	240	123	491	301	173	41
62	1,796	314	301	10	92	52	676	13	40	48	121	82	182	42
10	80	77	82	1	20	5	14	6	23	12	95	29	16	43
1,118	8,828	11,292	13,388	221	2,771	873	1,741	908	2,800	2,047	13,243	4,673	2,644	44
21	142	253	222	11	96	24	44	40	107	62	258	146	54	45
7	33	65	75	2	21	10	10	1	17	8	11	20	10	46
	51						4							47
	7,450						650							48
	5						2							49
	10						1							50
2	74	6	8	(2)	5	1	8	2	2	5	9	7	7	51
584	28,641	578	1,568	27	453	241	2,638	181	222	1,578	3,499	1,292	1,424	52
9	89	52	55	2	31	10	24	12	21	35	41	70	40	53
3	17	1	6		2	5	9		1	3	5	2	4	54
9	21	7	15	1	14	5	11	3	26	7	22	35	9	55
2,491	3,812	522	2,165	106	1,473	872	2,052	747	2,018	955	3,565	7,106	1,599	56
22	94	66	84	6	93	26	65	28	113	50	123	106	81	57
17	52	16	21	2	11	10	39	1	21	5	12	32	17	58
	1	(2)			(2)					2	(2)	(2)	1	59
	50	100			30					515	120	153	68	60
	1	1			1					2	3	2	6	61
	3						1							62
	116						1				1	14		63
	17,585						259				400	4,080		64
	2						3				1	6		65
	2		1											66
14	41	16	12	(2)	12	46	27	3	5	10	18	30	25	67
2,755	5,651	1,627	2,130	26	1,015	1,445	3,380	303	650	1,580	3,086	3,907	2,460	68
37	146	62	58	4	53	23	101	17	37	59	69	121	88	69
8	33	5	9		9	1	25		2	3	8	2	12	70
	4	(2)	1			1	6		1		7	(2)	1	71
	715	30	107			237	922		150		1,136	48	237	72
	20	4	5			4	9		1		11	2	4	73
	5	1					2				4		1	74
	151		(2)				1							75
	30,274		50				100							76
	12		1				1							77
	9		1				1		1					78
2	571	6	4		2	3	20		(2)	5	4	3	10	79
339	189,948	501	975		527	598	2,397		25	666	1,186	408	1,368	80
7	121	11	18		13	3	32		1	23	5	25	30	81
	2						1						1	82
20	810	119	92	2	34	74	209	7	23	12	155	22	242	83
5,430	109,665	14,420	15,841	137	4,884	3,045	28,980	1,300	2,981	3,171	28,150	3,835	15,272	84
47	575	333	246	6	138	45	240	46	133	62	415	139	126	85
29	205	125	91	1	30	13	179	3	41	9	52	18	22	86
	15	1	7		1		7		1	1	1	1		87
	1,676	20	722		54		600		200	35	292	230		88
	15	1	6		4		2		1	1	3	4		89
1	14	1			2		8	1			1	1	2	90
	31	4	(2)		1	(2)	8	(2)		1	5	2		91
	3,462	148	75		28	20	751	45		175	712	405		92
	27	7	4		3	1	17	2		5	9	4		93
1	37	1	1		1		20		11	1		2	3	94
23	520	109	106	1	25	20	32	5	21	18	32	47	31	95
4,265	87,630	11,617	25,165	205	2,080	2,958	5,794	866	6,291	3,380	7,439	7,653	3,973	96
20	203	80	67	2	24	10	33	19	32	34	50	68	29	97
4	244	20	91		4	17	234		5	6	1	1	39	98
6	85	3	5		(2)	1	36	1	1	3	5	7	34	99
1,050	8,497	297	563		89	310	3,841	83	146	335	572	1,031	31,563	100
26	21	2	9		1		9		1	3		2	3	101

[1] Not including white potatoes or sweetpotatoes and yams.

COUNTY TABLE VI.—VEGETABLES HARVESTED FOR SALE—ACREAGE, VALUE,

[This table does not include vegetables grown under glass.

	ITEM (See definitions in Introduction)		Dauphin	Delaware	Elk	Erie	Fayette	Forest	Franklin	Fulton	Greene
	VEGETABLES HARVESTED FOR SALE										
1	Total	1929 acres	1,138	955	83	3,546	1,105	14	1,101	62	129
2		value of crops dollars	144,113	167,714	11,306	379,411	126,125	2,356	94,089	5,146	15,701
3		1919 acres	919	1,557	113	1,811	463	11	187	25	135
4	Asparagus	1929 acres	24	80		144	4		25		2
5		value of crop dollars	6,386	16,437		28,705	655		4,496		300
6		farms reporting	69	97		106	16		49		1
7		1919 acres	2	56		39			2		
8	Beans (snap or string)	1929 acres	81	34	4	170	58	(2)	88	3	21
9		value of crop dollars	8,224	4,878	372	16,271	7,768	52	5,133	183	1,817
10		farms reporting	171	75	24	228	256	3	101	22	73
11		1919 (green beans) acres	55	48	2	62	36		15		10
12	Beans, Lima (green)	1929 acres	3	6		10	7		1		3
13		value of crop dollars	962	909		992	1,419		91		321
14		farms reporting	14	18		25	30		8		8
15	Beets	1929 acres	7	23		8	6		2		
16		value of crop dollars	1,378	2,995		441	619		165		
17		farms reporting	13	12		8	14		7		
18		1919 acres	7	36		2	1				1
19	Cabbages	1929 acres	94	75	38	1,226	185	3	31	9	20
20		value of crop dollars	15,780	14,018	6,243	119,771	32,141	530	5,407	986	2,444
21		farms reporting	263	88	87	632	361	13	92	48	54
22		1919 acres	146	133	58	328	144	2	12	6	35
23	Cantaloupes and muskmelons	1929 acres	12	2		172	1		7		3
24		value of crop dollars	1,438	272		25,581	173		582		805
25		farms reporting	32	8		138	4		17		7
26		1919 acres	23	3		68			11		9
27	Carrots	1929 acres	8	7	(2)	11					
28		value of crop dollars	1,198	1,820	40	1,862					
29		farms reporting	16	8	5	29					
30		1919 acres	2			19					
31	Cauliflower	1929 acres	1			13					
32		value of crop dollars	65			3,707					
33		farms reporting	1			11					
34		1919 acres				1					
35	Celery	1929 acres	60	49	(2)	9	4		16		2
36		value of crop dollars	28,245	18,235	100	4,079	407		12,318		863
37		farms reporting	77	26	1	23	17		28		2
38		1919 acres	50	115		7	2		2		
39	Corn, sweet	1929 acres	448	328	24	603	326	6	203	5	45
40		value of crop dollars	26,747	26,218	2,424	43,616	23,704	592	8,034	283	2,408
41		farms reporting	391	164	52	513	427	9	169	22	72
42		1919 acres	364	430	26	405	171	3	67	5	43
43	Cucumbers	1929 acres	32	1	5	76	27	1	11	2	6
44		value of crop dollars	3,236	193	863	9,608	3,849	55	2,503	283	679
45		farms reporting	121	14	34	169	145	2	57	18	30
46		1919 acres	21	3	5	82	13		7	1	8
47	Horseradish	1929 acres	1			8					
48		value of crop dollars	250			705					
49		farms reporting	1			2					
50		1919 acres				8					
51	Lettuce	1929 acres	11	32	1	4	9	1	2	(2)	(2)
52		value of crop dollars	2,529	12,316	112	1,385	2,141	160	314	38	50
53		farms reporting	63	31	9	30	67	3	14	6	1
54		1919 acres	13	79		8	2		2		
55	Onions (dry)	1929 acres	23	5	1	56	19	(2)	6	8	1
56		value of crop dollars	6,173	893	139	7,774	2,156	59	811	616	102
57		farms reporting	127	21	13	97	99	3	37	52	12
58		1919 acres	30	15	10	56	13	1	4	2	3
59	Onions (green)	1929 acres	2			3	(2)		(2)		
60		value of crop dollars	653			887	28		57		
61		farms reporting	13			7	1		5		
62		1919 acres	2			1					
63	Parsnips	1929 acres					(2)				
64		value of crop dollars					46				
65		farms reporting					2				
66		1919 acres	1	3		1	2				
67	Peas (green)	1929 acres	27	21	1	106	14		14	(2)	5
68		value of crop dollars	3,414	2,493	233	8,958	2,189		1,563	31	765
69		farms reporting	132	46	10	163	76		48	4	17
70		1919 acres	34	28	6	119	10		5		1
71	Peppers (including pimentos)	1929 acres	4	1		13	4				1
72		value of crop dollars	898	410		2,175	482				139
73		farms reporting	8	2		20	12				6
74		1919 acres	4	1		4	1				
75	Rhubarb	1929 acres	(2)	2					(2)		
76		value of crop dollars	40	200					47		
77		farms reporting	1	2					3		
78		1919 acres	2	7		1	1				
79	Spinach	1929 acres	21	58		7	9	1	3		
80		value of crop dollars	2,542	16,862		1,470	1,508	285	525		
81		farms reporting	40	43		25	26	2	10		
82		1919 acres		22			1				
83	Tomatoes	1929 acres	60	114	3	762	303	1	657	34	17
84		value of crop dollars	9,093	19,514	241	73,751	33,976	208	47,194	2,622	4,624
85		farms reporting	209	151	13	446	386	6	216	38	58
86		1919 acres	73	253	5	556	48	1	51	11	25
87	Turnips	1929 acres	3		1	1			3	1	
88		value of crop dollars	246		43	139			310	66	
89		farms reporting	5		2	3			4	3	
90		1919 acres	2			2					
91	Watermelons	1929 acres	20			5	1		5		1
92		value of crop dollars	1,380			803	57		594		55
93		farms reporting	36			19	3		9		2
94		1919 acres	12	1		4	1		1		
95	Mixed vegetables	1929 acres	181	101	4	105	113	1	26	(2)	2
96		value of crop dollars	21,751	25,288	334	23,007	10,716	415	3,771	38	329
97		farms reporting	73	41	7	106	57	2	22	2	9
98		1919 acres	73	305	1	23	16	4	8		
99	Other vegetables [3]	1929 acres	15	16	1	34	15		1		
100		value of crop dollars	1,485	3,763	162	3,724	2,091		174		
101		1919 acres	3	19		15	1				

[1] Where less than 1 acre was grown in a county in 1919, no acreage is shown for that year.

[2] Less than 1 acre.

AND NUMBER OF FARMS REPORTING, 1929; AND ACREAGE, 1919[1]—Continued

Additional crops are shown in Tables V, VII, and VIII]

Huntingdon	Indiana	Jefferson	Juniata	Lackawanna	Lancaster	Lawrence	Lebanon	Lehigh	Luzerne	Lycoming	McKean	Mercer	Mifflin	
245	489	247	83	1,224	3,855	678	414	1,017	2,874	777	100	378	148	1
34,804	78,554	27,123	8,268	193,585	465,079	84,266	58,864	120,394	467,582	131,273	23,499	54,664	18,804	2
252	411	187	29	1,361	2,289	502	221	660	2,947	489	56	313	79	3
2	4	2	1	4	183	7	13	29	33	36	1	3	4	4
428	1,275	196	95	1,110	43,243	981	4,423	5,977	6,363	11,166	211	490	696	5
9	7	5	4	2	661	16	35	36	19	49	2	11	9	6
----	1	----	----	3	36	2	2	4	4	11	----	1	1	7
15	24	13	5	39	95	30	27	59	136	37	5	13	5	8
1,711	1,902	935	729	4,441	15,413	2,974	3,016	7,564	20,928	5,904	620	1,395	516	9
60	90	51	21	92	603	91	119	226	177	121	16	98	33	10
18	12	8	----	27	90	25	22	50	118	17	2	10	2	11
----	1	2	----	----	21	2	1	3	2	7	----	1	----	12
----	102	108	----	----	3,693	252	189	872	405	1,254	----	93	----	13
----	4	1	----	----	125	4	9	15	2	16	----	5	----	14
(2)	2	2	----	(2)	8	1	1	4	2	----	1	1	----	15
30	354	195	----	78	1,662	38	126	1,230	473	----	236	174	----	16
2	15	1	----	3	38	5	5	8	8	----	4	6	----	17
3	3	1	----	2	4	1	1	4	95	2	----	1	----	18
41	169	77	18	330	198	76	37	160	571	78	33	52	38	19
6,478	30,948	11,722	2,707	53,770	29,830	12,301	6,749	22,045	89,405	14,904	8,325	8,269	4,506	20
129	329	219	34	333	752	133	136	385	570	107	32	161	56	21
23	166	74	4	535	126	57	27	131	793	73	5	74	12	22
16	(2)	(2)	2	4	50	(2)	13	6	7	22	----	4	8	23
3,755	62	35	225	455	7,635	46	1,361	1,498	2,170	2,910	----	211	829	24
16	2	4	5	7	133	3	33	20	6	31	----	5	9	25
8	1	----	----	1	62	2	7	3	11	13	----	1	5	26
----	3	1	----	12	4	1	1	(2)	3	(2)	----	4	----	27
----	320	66	----	4,414	685	161	162	25	510	21	----	3,206	----	28
----	11	4	----	13	20	7	4	2	5	2	----	4	----	29
----	2	----	----	2	2	1	1	1	6	1	1	1	----	30
----	1	1	----	12	4	10	(2)	----	26	(2)	2	1	----	31
----	295	165	----	3,027	1,375	800	48	----	7,489	100	522	335	----	32
----	5	2	----	16	12	1	4	----	25	1	2	4	----	33
1	1	----	----	8	1	2	----	----	7	----	----	----	----	34
2	9	1	(2)	2	119	3	32	6	72	71	1	24	2	35
956	5,759	158	27	205	51,803	534	11,839	2,318	25,785	23,786	1,084	13,572	1,226	36
8	18	8	3	6	497	11	49	13	42	46	3	9	5	37
1	7	----	1	5	34	2	3	8	122	35	----	3	1	38
110	161	87	29	334	2,188	280	176	503	831	297	24	157	50	39
8,162	11,574	5,878	1,440	27,553	129,597	19,312	11,774	36,895	79,971	18,011	2,659	10,246	2,601	40
152	239	178	47	277	1,471	215	231	521	521	209	45	246	74	41
105	87	44	20	360	1,164	181	75	282	596	207	17	152	42	42
6	42	17	8	125	121	36	23	53	195	26	5	31	9	43
1,125	8,960	2,303	1,036	23,965	20,294	6,146	3,976	8,681	30,902	4,684	1,332	4,970	1,295	44
45	160	97	24	240	369	127	127	194	357	95	23	146	38	45
12	50	14	1	109	93	53	11	40	134	22	2	15	3	46
----	2	----	----	----	----	----	----	----	----	----	----	----	----	47
----	3,000	----	----	----	----	----	----	----	----	----	----	----	----	48
----	1	----	----	----	----	----	----	----	----	----	----	----	----	49
----	----	----	----	----	----	----	----	----	----	----	----	----	----	50
2	3	3	----	3	20	15	4	8	50	14	3	1	1	51
485	1,214	381	----	1,311	6,912	4,785	763	1,567	24,302	6,926	1,449	398	307	52
19	34	21	----	15	195	27	47	50	89	42	11	26	11	53
1	1	1	----	1	15	8	1	4	30	8	----	1	1	54
7	11	15	1	4	52	4	10	15	30	10	(2)	3	3	55
2,062	2,054	1,133	122	1,150	11,327	506	1,549	2,503	6,207	2,259	24	846	402	56
54	62	79	14	16	420	27	96	101	54	50	4	25	25	57
11	17	10	1	25	48	17	9	37	113	14	1	3	1	58
----	(2)	----	----	----	2	(2)	1	1	----	----	1	----	----	59
----	192	----	----	----	276	25	420	150	----	----	231	----	----	60
----	2	----	----	----	13	1	4	2	----	----	3	----	----	61
----	----	----	----	----	1	----	----	----	----	----	----	----	----	62
----	----	----	----	----	----	----	----	----	1	----	----	----	----	63
----	----	----	----	----	----	----	----	----	75	----	----	----	----	64
----	----	----	----	----	----	----	----	----	1	----	----	----	----	65
----	2	----	----	----	1	----	----	----	4	----	----	----	----	66
5	7	3	2	2	85	5	14	25	45	35	5	6	3	67
1,425	1,155	519	194	455	15,065	738	2,076	3,478	7,736	5,927	1,945	936	268	68
39	39	23	8	16	567	33	87	109	86	111	18	42	18	69
3	4	1	1	7	60	11	6	16	58	14	----	5	2	70
----	----	----	----	----	3	22	(2)	----	13	----	----	5	----	71
----	----	----	----	----	440	3,028	45	----	3,335	----	----	614	----	72
----	----	----	----	----	19	26	2	----	30	----	----	19	----	73
----	----	----	----	1	1	26	----	----	8	1	----	1	----	74
----	----	----	----	----	2	(2)	----	----	----	----	----	(2)	----	75
----	----	----	----	----	1,073	50	----	----	----	----	----	30	----	76
----	----	----	----	----	4	1	----	----	----	----	----	2	----	77
----	----	----	----	----	1	3	----	----	2	----	----	----	----	78
2	1	1	----	3	52	5	2	6	49	25	(2)	2	1	79
864	295	103	----	1,098	7,423	494	253	1,081	9,296	3,813	55	261	273	80
10	8	6	----	12	184	7	21	29	37	24	2	7	4	81
----	----	----	----	----	1	----	----	1	51	----	----	----	----	82
27	41	17	3	260	238	86	11	65	539	54	3	29	17	83
5,397	7,919	2,465	379	49,773	44,235	16,053	2,442	9,648	96,001	10,715	500	4,596	4,968	84
92	172	109	23	325	704	168	98	212	546	96	13	147	42	85
21	45	14	1	257	367	97	12	50	697	49	1	35	8	86
----	(2)	(2)	2	----	4	34	1	(2)	1	----	----	1	----	87
----	20	35	500	----	705	4,600	16	25	200	----	----	49	----	88
----	1	1	1	----	12	3	2	1	1	----	----	2	----	89
1	----	----	----	1	4	----	1	4	1	2	1	1	----	90
1	(2)	----	1	----	143	3	13	8	3	2	----	(2)	1	91
167	27	----	40	----	19,181	490	1,357	735	665	127	----	55	91	92
7	2	----	2	----	162	6	32	9	7	7	----	2	3	93
6	----	----	----	2	133	2	9	3	2	----	----	2	----	94
9	5	5	11	82	239	52	28	60	204	54	3	17	5	95
1,726	716	694	774	19,625	49,831	9,052	3,373	12,762	45,516	16,894	843	1,484	682	96
17	28	13	13	55	332	31	40	83	86	37	4	25	8	97
37	12	19	----	8	36	9	33	20	81	11	25	4	----	98
(2)	3	(2)	----	8	24	6	6	6	61	9	13	23	1	99
33	411	32	----	1,155	3,381	900	2,907	1,340	9,848	1,872	3,463	2,434	144	100
1	----	1	----	7	9	3	1	2	14	9	1	3	1	101

[1] Not including white potatoes or sweetpotatoes and yams.

County Table VI.—VEGETABLES HARVESTED FOR SALE—ACREAGE, VALUE,

[This table does not include vegetables grown under glass.

	ITEM (See definitions in Introduction)		Monroe	Montgomery	Montour	Northampton	Northumberland	Perry	Philadelphia	Pike	Potter
	VEGETABLES HARVESTED FOR SALE										
1	Total	1929 acres	285	2,997	98	1,103	1,018	136	2,015	89	24
2		value of crops dollars	42,857	323,676	18,778	129,253	125,722	15,400	441,949	9,977	3,237
3		1919 acres	166	2,522	211	838	670	34	2,394	41	14
4	Asparagus	1929 acres	2	165	2	44	31	3	35	2	
5		value of crop dollars	292	28,490	778	8,174	7,054	262	5,009	420	
6		farms reporting	5	234	5	87	61	9	31	4	
7		1919 acres		84		13	8	4	40	1	
8	Beans (snap or string)	1929 acres	16	91	4	87	49	6	39	4	3
9		value of crop dollars	2,027	10,452	1,023	10,198	5,930	400	4,440	652	273
10		farms reporting	52	281	8	224	227	22	42	13	14
11		1919 (green beans) acres	8	57	3	63	26	1	58	1	1
12	Beans, Lima (green)	1929 acres	1	37	2	15	15	(2)	14		
13		value of crop dollars	125	3,139	112	2,355	2,306	24	2,272		
14		farms reporting	2	74	2	32	41	3	9		
15	Beets	1929 acres	1	6	1	2	3		27	(2)	
16		value of crop dollars	150	1,468	313	185	358		4,851	100	
17		farms reporting	1	11	2	7	23		14	1	
18		1919 acres	2	12		3	8		101		
19	Cabbages	1929 acres	35	105	10	151	122	20	90	10	10
20		value of crop dollars	5,959	13,924	2,925	19,009	15,626	3,035	13,153	1,316	1,326
21		farms reporting	78	237	19	293	379	117	72	18	31
22		1919 acres	35	120	11	172	127	6	194	13	4
23	Cantaloupes and muskmelons	1929 acres	5	19	5	7	35	2		3	
24		value of crop dollars	305	5,348	583	995	5,856	245		193	
25		farms reporting	4	14	10	18	83	7		4	
26		1919 acres	1	9	4	5	43	1	4		
27	Carrots	1929 acres	1	45	2	1	1		32		1
28		value of crop dollars	275	14,081	43	101	322		4,129		175
29		farms reporting	2	9	1	4	6		12		5
30		1919 acres		20		1			115		
31	Cauliflower	1929 acres	6			(2)	1	(2)			
32		value of crop dollars	2,550			80	200	35			
33		farms reporting	2			2	2	1			
34		1919 acres			1	1					
35	Celery	1929 acres	4	51	2	9	17	(2)	277		
36		value of crop dollars	2,115	20,307	450	4,139	5,119	60	112,106		
37		farms reporting	4	78	3	22	62	3	81		
38		1919 acres	4	40	1	8	12		517		
39	Corn, sweet	1929 acres	125	1,630	23	428	332	58	396	46	7
40		value of crop dollars	8,838	98,611	1,634	33,886	19,333	4,163	23,495	3,411	721
41		farms reporting	97	632	19	402	445	165	78	38	26
42		1919 acres	51	1,106	22	304	236	17	754	14	3
43	Cucumbers	1929 acres	8	26	3	57	41	6	6	3	1
44		value of crop dollars	1,483	2,959	293	8,787	5,727	1,082	879	412	134
45		farms reporting	32	113	11	204	225	32	11	12	12
46		1919 acres	10	13	2	49	30	1	1	4	1
47	Horseradish	1929 acres				1			(2)		
48		value of crop dollars				200			50		
49		farms reporting				1			1		
50		1919 acres							2		
51	Lettuce	1929 acres	6	17	2	18	12	1	90	(2)	
52		value of crop dollars	1,577	4,349	1,199	3,283	3,163	515	40,958	25	
53		farms reporting	15	65	4	60	98	11	74	1	
54		1919 acres	3	13	1	13	7		165	1	
55	Onions (dry)	1929 acres	4	24	3	26	39	17	12	1	1
56		value of crop dollars	956	3,716	725	3,049	6,225	2,218	1,903	57	117
57		farms reporting	18	93	7	136	187	136	17	8	13
58		1919 acres	9	32	3	37	31	1	40	1	1
59	Onions (green)	1929 acres	(2)	(2)			1	(2)	1		
60		value of crop dollars	25	36			106	55	300		
61		farms reporting	1	1			14	2	1		
62		1919 acres									
63	Parsnips	1929 acres									
64		value of crop dollars									
65		farms reporting									
66		1919 acres		2		1			12		
67	Peas (green)	1929 acres	16	54	4	43	26	2	6	1	1
68		value of crop dollars	3,202	6,449	614	4,223	3,739	237	1,576	260	317
69		farms reporting	35	209	10	122	144	19	11	11	7
70		1919 acres	13	96	3	23	17	1	4	1	
71	Peppers (including pimentos)	1929 acres	1	2		19	2				
72		value of crop dollars	165	244		1,429	194				
73		farms reporting	2	4		24	13				
74		1919 acres				7					
75	Rhubarb	1929 acres		1	1	5			8	2	
76		value of crop dollars		500	482	665			2,356	415	
77		farms reporting		3	1	2			6	1	
78		1919 acres		6		1			24		
79	Spinach	1929 acres	5	57	2	17	8		323	1	
80		value of crop dollars	1,189	9,137	154	2,020	1,092		73,546	303	
81		farms reporting	14	75	2	38	39		80	5	
82		1919 acres		2		1			30		
83	Tomatoes	1929 acres	20	283	9	93	89	15	132	8	(2)
84		value of crop dollars	5,661	44,288	2,428	13,980	16,062	2,395	16,364	1,633	34
85		farms reporting	46	375	16	239	324	113	96	17	6
86		1919 acres	8	372	11	98	80	1	154	5	1
87	Turnips	1929 acres	1	5	1	7	1		1		(2)
88		value of crop dollars	100	550	108	543	75		312		27
89		farms reporting	1	5	1	8	2		1		2
90		1919 acres		8		7	1		22		
91	Watermelons	1929 acres		5	(2)	6	18	4	21	1	
92		value of crop dollars		542	25	888	2,284	371	7,410	55	
93		farms reporting		13	2	18	61	22	3	1	
94		1919 acres		4		10	19	1	2		
95	Mixed vegetables	1929 acres	24	371	20	61	165	2	321	6	(2)
96		value of crop dollars	5,400	54,303	4,401	10,245	23,446	282	69,939	660	27
97		farms reporting	29	165	17	48	173	6	69	8	3
98		1919 acres	21	509	148	15	20		143		3
99	Other vegetables[1]	1929 acres	4	3	2	6	10	(2)	184	1	(2)
100		value of crop dollars	463	783	488	1,319	1,505	21	56,901	65	86
101		1919 acres	1	17	1	6	5		12		

[1] Where less than 1 acre was grown in a county in 1919, no acreage is shown for that year.

[2] Less than 1 acre.

AND NUMBER OF FARMS REPORTING, 1929; AND ACREAGE, 1919 [1]—Continued

Additional crops are shown in Tables V, VII, and VIII]

Schuylkill	Snyder	Somerset	Sullivan	Susquehanna	Tioga	Union	Venango	Warren	Washington	Wayne	Westmoreland	Wyoming	York	
1,978	183	602	11	222	357	101	322	246	1,266	148	1,485	511	8,396	1
271,468	15,841	81,137	1,420	35,935	60,001	12,950	46,161	28,806	120,172	22,284	153,531	68,296	566,358	2
1,750	81	489	43	108	189	24	286	198	750	124	1,048	256	4,841	3
11	5	1		2		11	3	3	9	1	5	(2)	88	4
3,560	1,023	380		560		1,548	591	354	1,865	160	890	125	24,886	5
42	25	2		5		4	5	5	14	3	18	2	270	6
1		2							4				8	7
71	12	37	1	16	12	6	10	6	71	6	96	17	1,629	8
9,293	779	3,738	59	2,356	559	842	1,924	460	9,163	883	9,869	3,625	78,883	9
431	48	144	9	63	25	15	58	34	199	35	282	54	875	10
67	4	20	1	6		2	7	3	36	5	38	4	182	11
3	(2)	2		(2)					17		6		74	12
695	105	292		75					1,895		744		5,919	13
15	1	7		1					44		14		108	14
10		(2)		2	1	2		1	2	2	3	1	(2)	15
1,543		20		552	100	375		33	259	823	537	106	35	16
55		1		8	3	1		4	9	10	17	4	4	17
10		5		1	1				2		1			18
507	16	150	4	56	71	18	43	31	53	42	236	103	189	19
68,218	1,726	20,562	929	8,606	7,518	1,393	9,190	3,990	6,773	6,970	34,041	14,208	28,460	20
1,038	68	330	18	116	65	17	112	78	156	86	485	120	649	21
637	13	165	10	36	31	3	48	17	61	37	215	57	145	22
37	11					1		1	1	(2)	2	(2)	110	23
7,898	1,440					290		200	130	103	120	125	16,855	24
141	21					3		2	4	2	4	2	191	25
15	7								5	20	1	2	87	26
3		1		2	3	2	1	1	1	4	1	1	(2)	27
450		179		635	256	375	263	258	132	229	42	101	50	28
10		3		10	3	1	4	7	4	8	4	4	1	29
1		1						1			1			30
6		(2)		3			3	1				4	1	31
1,477		125		800			670	240				750	225	32
15		1		5			4	3				3	3	33
2							1				1	1		34
14	4	1		1	201	1	3		3	6	3	7	55	35
3,608	671	123		500	43,955	58	2,247		2,451	1,515	433	2,347	22,760	36
60	17	14		5	25	4	9		11	4	16	6	133	37
7	1	1	1	2	97		9		2	5	3	1	24	38
582	76	158	3	77	15	27	101	81	714	50	699	186	4,172	39
47,313	3,063	12,287	211	7,580	1,181	2,096	10,245	6,648	42,812	4,280	42,624	15,025	167,325	40
1,026	121	324	9	123	37	34	146	102	420	87	696	130	1,421	41
417	33	132	18	36	14	12	138	48	396	21	409	102	2,734	42
158	11	38	1	15	12	3	9	6	42	4	88	45	88	43
26,457	1,289	6,458	89	3,119	1,140	593	2,222	1,113	5,389	622	12,527	7,670	14,661	44
632	45	183	5	69	17	11	67	42	140	33	307	81	339	45
82	2	25	2	6	2	1	23	7	79	6	53	23	37	46
											1			47
											160			48
											1			49
														50
20	1	6		1	9	(2)	3	(2)	6	3	12	5	15	51
3,182	179	1,377		305	660	50	1,065	132	608	1,273	2,805	870	5,678	52
123	15	41		11	3	2	23	10	38	12	71	15	101	53
7		3	1	1	22		9	1	16	2	3	2	5	54
68	6	15	(2)	9	10	5	3	3	19	2	15	3	87	55
16,251	510	1,481	31	2,150	1,837	625	852	691	2,008	213	1,541	755	25,933	56
406	50	105	3	34	33	14	26	27	58	14	77	16	391	57
108	11	10	2	4	6	2	5	4	16	8	28	5	140	58
(2)				(2)			(2)				2		1	59
25				44			25				429		66	60
2				3			1				9		5	61
								8	2		1			62
(2)				1		1					1			63
65				210		40					500			64
2				1		1					1			65
									1		1			66
39	7	15	1	7	5	5	10	5	20	3	17	6	508	67
6,029	676	1,960	32	1,238	810	1,077	2,094	848	3,026	652	2,206	586	41,136	68
260	32	63	7	34	22	10	41	27	67	24	89	11	426	69
34	3	4	2	9	1		4	3	19	3	11	2	162	70
7				(2)					4		5	3	5	71
957				25					884		781	503	950	72
28				3					9		16	2	26	73
									1			1	5	74
							(2)		(2)				1	75
							95		46				520	76
							1		1				2	77
									1				2	78
9	(2)	1		1			2	(2)	3	1	11	2	49	79
1,434	35	436		235			496	27	905	172	1,160	385	6,780	80
52	2	7		7			8	2	8	3	21	3	97	81
														82
289	6	42	1	16	5	5	17	5	228	11	181	87	1,095	83
46,796	647	5,459	30	4,197	396	1,050	3,640	936	28,927	2,122	26,333	13,636	90,169	84
882	35	188	5	73	22	6	73	36	332	45	438	120	946	85
305	1	61	5	6	3	1	28	8	99	13	145	47	1,267	86
1		4		3		2				2	1		7	87
92		700		616		150				275	60		486	88
4		2		8		1				2	2		7	89
4		2				1	1			1	2	1	3	90
24	9	(2)		1		1	1		1		1		40	91
3,565	748	25		80		20	152		220		224		4,499	92
99	12	1		1		1	2		5		4		80	93
10	6	1							2		2	2	19	94
107	19	131	(2)	6	11	15	113	96	61	5	89	24	177	95
20,233	2,950	25,535	39	1,467	1,304	2,256	10,312	11,872	11,074	824	13,904	5,190	29,380	96
278	16	80	5	26	9	7	31	18	63	24	66	20	243	97
40		57	1	1	9	2	8	95	3		132	2	20	98
12				3	2	1	(2)	6	11	6	10	17	7	99
2,327				595	285	112	78	1,004	1,605	1,168	1,301	2,289	792	100
3					3		4	3	6	3	1	4	1	101

[1] Not including white potatoes or sweetpotatoes and yams.

County Table VII.—SPECIFIED CROPS, SWEETCLOVER FOR PASTURE, FARM GAR

[Additional crops are shown

	ITEM (See definitions in Introduction)	The State	Adams	Allegheny	Armstrong	Beaver	Bedford	Berks
	CROPS, 1929							
	Annual legumes:							
1	Soybeans, for all purposes ... farms reporting	2,605	71	12	32	7	45	24
2	grown alone ... acres	10,453	286	58	45	23	136	102
3	grown with other crops ... acres	1,173	10	2	26	7	11	76
4	bushels	7,860	269	717	92		79	105
5	Cowpeas, for all purposes ... farms reporting	193		4	2		2	1
6	grown alone ... acres	489		6	2		1	6
7	grown with other crops ... acres	230			1			6
8	bushels	1,478		81			1	
9	Canada, marrowfat, Scotch, and other ripe field peas [1] ... farms reporting	173	14	3	4		5	
10	grown alone ... acres	195	90	1	1		1	
11	grown with other crops ... acres	131	14	6	1			
12	bushels	1,855	739	68	9		29	
13	Navy, pinto, kidney, Lima, and other ripe field beans [2] ... farms reporting	1,695	5	26	36	13	52	22
14	grown alone ... acres	865	9	24	15	18	12	7
15	grown with other crops ... acres	290		23	6		11	6
16	bushels	10,546	42	658	90	61	218	189
	Other field crops:							
17	Flax threshed ... acres	94					1	
18	bushels	1,175					7	
19	farms reporting	26					2	
20	Sweetpotatoes and yams ... acres	929	59				8	11
21	bushels	87,189	3,285				956	839
22	farms reporting	6,839	779				258	98
23	Sweet sorghum, or sorgo, harvested for sirup ... acres	6						
24	gallons	241						
25	farms reporting	11						
26	Broomcorn ... acres	47	5					2
27	pounds	18,810	1,071					748
28	farms reporting	116	31					9
29	Emmer and spelt threshed ... acres	62	2					7
30	bushels	1,490	32					100
31	farms reporting	20	1					2
32	Medicinal crops ... acres	17						
33	pounds	2,032						
34	farms reporting	12						
35	Sorghums harvested for grain ... acres	117	1	9	6		6	
36	bushels	2,168	25	125	200		120	
37	farms reporting	23	1	2	1		1	
38	Sorghums cut for silage, hay, or fodder ... acres	91		1	5			
39	tons	183		2	15			
40	farms reporting	36		1	2			
41	Pop corn ... acres	89			1	1	(3)	1
42	bushels	1,780			16	19	1	17
43	farms reporting	142			5	2	1	2
44	Mixed grains not separated in harvesting ... acres	18,650	170	387	229	196	231	327
45	bushels	472,604	3,694	11,176	5,813	5,333	5,240	7,440
46	farms reporting	2,372	24	42	33	26	27	49
47	Root crops for forage ... acres	154		8		1	1	2
48	tons	1,828		48		5	13	28
49	farms reporting	122		5		1	2	1
50	All other crops ... acres	204	11	3	1	3		7
	Grass seeds:							
51	Clover seeds (all kinds) ... acres	19,098	768	3	558	6	1,572	28
52	bushels	18,448	783	3	527	5	1,459	27
53	farms reporting	2,899	92	1	112	3	240	6
54	Alfalfa seed ... acres	140			5	1	4	10
55	bushels	121			5	2	6	11
56	farms reporting	39			1	1	3	5
57	Timothy seed ... acres	5,300	168	3	167	9	500	39
58	bushels	12,199	403	3	269	13	1,007	40
59	farms reporting	1,558	48	2	53	4	115	11
60	Other grass seeds ... acres	16						
61	bushels	200						
62	farms reporting	1						
	Other seeds:							
63	Millet seed ... acres	113						
64	bushels	2,660						
65	farms reporting	20						
66	Sunflower seed ... acres	1						
67	bushels	25						
68	farms reporting	1						
69	**Sweetclover for pasture** ... acres	13,181	156	108	43	18	224	549
70	farms reporting	1,945	16	15	10	5	35	71
71	**Farm garden vegetables grown for home use only** [4] ... farms reporting	135,915	3,127	1,913	2,330	1,317	2,325	3,615
	Maple products:							
72	Maple sirup ... gallons	133,328			21		2,491	20
73	farms reporting	3,882			7		119	1
74	Maple sugar ... pounds	104,929					2,366	
75	farms reporting	892					34	
	FOREST PRODUCTS, 1929							
	Forest products, cut on farms, for home use and for sale:							
76	Saw logs and veneer logs ... thousands of board feet	132,762	1,710	201	1,559	569	5,778	1,418
77	farms reporting	8,409	70	29	133	51	302	98
78	Firewood ... cords	859,172	17,609	1,190	354	1,205	18,276	18,368
79	farms reporting	62,703	1,720	120	64	158	1,614	2,414
80	Pulpwood ... cords	35,773	274	495	350		1,793	93
81	farms reporting	1,141	9	8	4		79	6
82	Fence posts ... number	3,530,351	23,167	48,898	86,741	28,037	58,854	29,058
83	farms reporting	23,177	218	248	533	251	512	333
84	Railroad ties ... number	621,776	10,240	450	10,036	550	24,936	1,650
85	farms reporting	1,314	18	2	14	4	110	9
86	Poles and piling ... number	289,190	205	101	401	46	30,370	1,606
87	farms reporting	993	7	6	23	4	41	13
	NURSERIES AND GREENHOUSES, 1929							
	Nurseries, greenhouses, hothouses, etc., reporting—							
88	Receipts from sales of trees, plants, vines, etc., in nurseries; flower and vegetable seeds; and bulbs ... farms reporting	942	8	48	10	14	5	37
89	Receipts from sales of flowers, plants, and vegetables grown under glass, and flowers grown in the open ... farms reporting	2,305	11	154	22	25	4	55

[1] Not including cowpeas. [2] Not including soybeans or velvetbeans. [3] Less than 1 acre. [4] Not including white potatoes or sweetpotatoes and yams.

DENS, MAPLE AND FOREST PRODUCTS, AND NURSERIES AND GREENHOUSES, 1929

in Tables V, VI, and VIII]

Blair	Bradford	Bucks	Butler	Cambria	Cameron	Carbon	Centre	Chester	Clarion	Clearfield	Clinton	Columbia	Crawford	Cumberland	
6	16	191	35	14	2	3	41	326	18	32	10	55	53	26	1
17	47	1,046	82	58	4	14	110	1,447	44	39	57	182	284	138	2
	5	38	23	12	1		52	126	3	18	9	7	33	1	3
40	80	366	26	77		15	54	661	2	131	6	65	38	155	4
4	7	7	2	2	1	2	1	10	6	2		8	5	1	5
6	4	31	5	1	1	17		41	5	1		19	4	5	6
13	7			2		1	2	19	4	2		4	5		7
	30				35				48			68	10	75	8
4	11		4	6		3	2		8	12	9		11		9
1	7		12	3		1	4		3	3	4		7		10
	5		28	1		1			1	3	1		1		11
6	79		4	35		12	33		13	54	67		70		12
31	125	16	14	85			13	12	23	118	10	12	101		13
9	96	17	7	12			8	51	3	27	3	7	97		14
2	5	1	5	22			2		20	19		3	11		15
112	860	245	46	335			55	926	73	387	29	66	924		16
		8	12	3		9		4		1		1			17
		50	180	30		275		50		5		10			18
		1	1	2		1		1		1		1			19
		11						13			3			23	20
		1,352						1,386			300			1,365	21
		22						128			1			197	22
															23
															24
															25
		(3)									3				26
		70									2,000				27
		1									1				28
			8						3				5	2	29
			72						36				92	40	30
			1						2				2	1	31
									1	4					32
									75	29					33
									1	1					34
				2						2	4		12		35
				90						28	125		150		36
				1						1	1		2		37
	6	23					1		1	3		3	3		38
	12	45					2		2	8		3	5		39
	1	4					1		1	3		1	2		40
(3)	3	(3)	1	1			(3)			(3)	1	(3)	26		41
2	72	5	35	14			7			5	23	3	266		42
1	8	1	4	3			1			1	1	1	14		43
364	1,176	315	347	161	8	31	363	401	73	185	92	289	570	104	44
10,669	23,995	9,939	10,049	3,936	135	760	9,539	10,970	1,632	5,219	2,340	7,850	14,052	2,229	45
34	141	47	49	29	1	5	30	48	11	32	11	36	72	14	46
	1	40	2	4		1	3	5		1			11	1	47
	4	806	11	25		6	13	65		2			86	4	48
	1	37	2	1		1	2	7		1			6	1	49
	4	9		5				2	12			9	6		50
53	15	28	499	10		9	781	271	758	18	123	25	474	293	51
28	8	8	490	17		19	770	250	530	24	70	49	494	279	52
8	3	5	106	1		5	91	24	170	8	21	7	94	36	53
	(3)		1								21			9	54
	1		2								22			3	55
	1		1								2			2	56
171	7	23	190	18		9	70	36	162	2	96	17	190	94	57
404	6	10	226	31		17	288	31	283	10	179	78	380	329	58
25	4	4	35	8		6	39	6	61	2	15	7	66	34	59
															60
															61
															62
	32														63
	574														64
	8														65
															66
															67
															68
85	131	249	122	208		10	147	416	57	47	109	58	48	1,339	69
15	22	36	19	18		3	23	46	9	14	16	12	7	155	70
1,195	3,721	3,083	3,013	2,047	173	604	1,519	3,080	1,961	2,199	706	1,651	4,130	2,103	71
17	9,876		239	118	16			2	5	145	70	170	14,078		72
4	383		17	8	4			1	2	24	3	22	422		73
30	4,156									53		750	3,022		74
2	57									4		10	37		75
943	6,397	271	2,829	797	47	156	1,098	1,074	3,344	1,683	1,655	1,302	9,680	163	76
56	446	39	220	93	5	39	116	109	213	129	120	128	623	35	77
4,412	77,389	13,307	1,820	2,233	1,951	2,570	9,886	21,919	532	1,607	6,198	15,105	68,275	8,258	78
508	3,254	1,863	206	198	112	318	1,034	2,148	50	164	523	1,167	2,899	787	79
1,415	807	327	188	803	109		754	26		800	267		841	248	80
82	43	5	6	29	3		51	2		21	12		26	12	81
19,985	194,200	24,038	69,905	25,919	7,369	3,656	35,698	61,954	63,867	42,042	18,053	13,204	191,093	15,085	82
167	1,157	294	631	129	46	42	287	506	415	212	184	158	1,228	166	83
6,852	6,991	1,216	3,171	28,347	1,675	6,230	15,208	751	12,139	24,870	1,184	5,241	5,354	172	84
12	19	5	10	21	8	5	24	7	19	83	4	31	17	4	85
2,501	3,081	2,822	775	9,616		1,396	4,311	81	1,002	20,289		5,626	2,904		86
9	39	17	25	25		9	6	11	33	37		13	53		87
24	6	48	18	13	3	6	5	37	3	10	1	8	27	12	88
33	14	90	26	25	2	8	9	327	4	18	13	26	25	35	89

COUNTY TABLE VII.—SPECIFIED CROPS, SWEETCLOVER FOR PASTURE, FARM GARDENS,

[Additional crops are shown

	ITEM (See definitions in Introduction)	Dauphin	Delaware	Elk	Erie	Fayette	Forest	Franklin
	CROPS, 1929							
	Annual legumes:							
1	Soybeans, for all purposes ... farms reporting	36	13	11	25	49	3	38
2	grown alone ... acres	105	63	13	101	195	3	133
3	grown with other crops ... acres	21		2	3	5		65
4	bushels	86	120	41	110	116	1	85
5	Cowpeas, for all purposes ... farms reporting	1	1	2	7	4		
6	grown alone ... acres	3	5	3	17	11		
7	grown with other crops ... acres				2			
8	bushels			5	55	7		
9	Canada, marrowfat, Scotch, and other ripe field peas [1] ... farms reporting	1	1		6			1
10	grown alone ... acres		1		2			
11	grown with other crops ... acres	1			4			10
12	bushels	1	1		23			
13	Navy, pinto, kidney, Lima, and other ripe field beans [2] ... farms reporting	2	5	5	115	75	3	9
14	grown alone ... acres		4	3	71	28	2	4
15	grown with other crops ... acres	1			17	15		4
16	bushels	12	44	12	599	417	10	51
	Other field crops:							
17	Flax threshed ... acres							
18	bushels							
19	farms reporting							
20	Sweetpotatoes and yams ... acres	58	2			2		43
21	bushels	5,529	148			371		3,220
22	farms reporting	448	4			20		668
23	Sweet sorghum, or sorgo, harvested for sirup ... acres							
24	gallons							
25	farms reporting							
26	Broomcorn ... acres	2						1
27	pounds	1,388						377
28	farms reporting	3						5
29	Emmer and spelt threshed ... acres			1				6
30	bushels			8				174
31	farms reporting			1				2
32	Medicinal crops ... acres							
33	pounds							
34	farms reporting							
35	Sorghums harvested for grain ... acres				4	7		
36	bushels				100	107		
37	farms reporting				2	2		
38	Sorghums cut for silage, hay, or fodder ... acres				9			
39	tons				22			
40	farms reporting				3			
41	Pop corn ... acres	(3)			8	1		1
42	bushels	10			223	14		11
43	farms reporting	1			17	3		3
44	Mixed grains not separated in harvesting ... acres	372	138	44	723	301	16	134
45	bushels	8,033	3,366	1,213	19,319	8,917	443	2,838
46	farms reporting	31	11	15	111	45	4	20
47	Root crops for forage ... acres		1		5	6		1
48	tons		5		42	26		8
49	farms reporting		1		2	2		2
50	All other crops ... acres	6	1		3	5		
	Grass seeds:							
51	Clover seeds (all kinds) ... acres	78	10		224	42		1,476
52	bushels	68	2		142	59		1,072
53	farms reporting	19	1		30	8		146
54	Alfalfa seed ... acres	4	12		2	2		10
55	bushels	4	4		1	4		8
56	farms reporting	1	1		1	2		1
57	Timothy seed ... acres	102			93	4		273
58	bushels	256			166	13		740
59	farms reporting	27			36	5		69
60	Other grass seeds ... acres							16
61	bushels							200
62	farms reporting							1
	Other seeds:							
63	Millet seed ... acres							
64	bushels							
65	farms reporting							
66	Sunflower seed ... acres							
67	bushels							
68	farms reporting							
69	**Sweetclover for pasture** ... acres	445	1	12	50	210		1,177
70	farms reporting	64	1	3	6	32		121
71	**Farm garden vegetables grown for home use only** [4] ... farms reporting	1,679	299	552	3,189	2,934	261	3,323
	Maple products:							
72	Maple sirup ... gallons			36	15,797	413	2	
73	farms reporting			4	320	22	1	
74	Maple sugar ... pounds			20	2,352	212		
75	farms reporting			1	48	4		
	FOREST PRODUCTS, 1929							
	Forest products, cut on farms, for home use and for sale:							
76	Saw logs and veneer logs ... thousands of board feet	475	151	70	2,009	3,937	395	923
77	farms reporting	71	12	7	328	94	33	82
78	Firewood ... cords	7,087	2,537	2,486	37,441	1,081	1,821	14,211
79	farms reporting	1,021	211	160	2,015	108	129	1,427
80	Pulpwood ... cords	96		363		200		212
81	farms reporting	4		13		1		20
82	Fence posts ... number	16,991	7,557	19,903	148,530	85,199	15,630	22,704
83	farms reporting	173	56	116	811	334	52	279
84	Railroad ties ... number	155	75	1,293	1,315	8,055	5,016	2,118
85	farms reporting	1	1	3	6	26	21	13
86	Poles and piling ... number	175	324		2,332	14,677	764	18
87	farms reporting	4	6		34	26	21	2
	NURSERIES AND GREENHOUSES, 1929							
	Nurseries, greenhouses, hothouses, etc., reporting—							
88	Receipts from sales of trees, plants, vines, etc., in nurseries; flower and vegetable seeds; and bulbs ... farms reporting	21	25	4	56	16	2	14
89	Receipts from sales of flowers, plants, and vegetables grown under glass, and flowers grown in the open ... farms reporting	33	75	7	79	45	2	18

[1] Not including cowpeas. [2] Not including soybeans or velvetbeans. [3] Less than 1 acre. [4] Not including white potatoes or sweetpotatoes and yams.

MAPLE AND FOREST PRODUCTS, AND NURSERIES AND GREENHOUSES, 1929—Continued

[In Tables V, VI, and VIII]

Fulton	Greene	Huntingdon	Indiana	Jefferson	Juniata	Lackawanna	Lancaster	Lawrence	Lebanon	Lehigh	Luzerne	Lycoming	McKean	Mercer	Mifflin	
11	105	30	38	81	73	7	140	62	8	10	17	10	3	21	65	1
11	347	87	94	159	265	52	472	251	80	149	52	32	20	74	193	2
6	24	9	1	27	1	2	72	10	1		8	16	2	6	24	3
5	5	13	72	103	49		796	129	8	79	45		10	40		4
1	2		1	8	3	3	5	2		2	2	14	1	2	1	5
1	15		3	19	9	3	34	3		50	11	12	1	2	1	6
				15		8	18					8		2		7
				10	10	85						80				8
			5	18		1		2			3	4	4	4	2	9
			11	11				1			1	3	1	6	3	10
				4		2					2		6	9	16	11
			14	95				4			7	15	14	106	114	12
6	11	32	95	39	6	10	15	19	3	6	24	23	5	19	1	13
1	3	6	11	21	2	15	20	6	2	2	9	15	2	5	1	14
2	1	2	32	13		1		4		1		2		1		15
9	58	98	259	184	11	189	241	46	12	29	83	185	30	62	5	16
1		1	1	3												17
9		15	10	42												18
1		2	1	3												19
34	4	10		2			404	2	50	4						20
1,443	150	295		178			44,298	95	3,095	212						21
353	45	75		5			1,977	2	257	52						22
																23
																24
																25
	1		2				1									26
	225		950				580									27
	3		2				6									28
									12	8						29
									350	350						30
									1	1						31
							1					6			5	32
							30					1,235			663	33
							1					6			3	34
20				1		6	4								2	35
400				10		150	130								25	36
1				1		1	1								1	37
	2			2			1	2								38
	4			4			1	4								39
	1			2			1	1								40
	3	1	(3)	1			3				1					41
	68	3	3	32			85				26					42
	7	2	2	3			11				3					43
6	95	109	185	259	82	70	234	104	235	189	256	451	123	133	134	44
85	3,053	2,529	4,457	6,833	2,191	1,732	6,636	1,843	5,679	5,069	6,693	12,070	3,742	2,491	3,425	45
1	18	14	33	35	4	16	50	16	28	34	48	51	17	22	10	46
		1				3	2	2	4	1		1	1			47
		2				19	22	4	12	3		20	10			48
		1				4	5	1	2	2		1	1			49
		3	3					4	2	12	4			6		50
2,320		234	478	337	240		1,424	435	5	58	5	234	9	1,162	360	51
3,067		173	576	349	168		1,644	437	4	14	15	149	5	1,073	295	52
307		42	90	68	39		159	75	1	8	5	39	2	212	40	53
				2	4		1			33					4	54
				4	1		1			15					4	55
				1	1		1			6					1	56
343	43	274	119	28	146	7	59	115	21	40	14	144	3	179	68	57
938	51	571	201	59	537	2	147	230	30	13	10	252	3	271	107	58
112	8	82	31	17	50	2	11	38	3	7	7	31	2	54	17	59
																60
																61
																62
																63
																64
																65
										1						66
										25						67
										1						68
38	19	137	83	161	67	29	478	42	169	1,175	63	435	27	70	43	69
6	4	19	16	26	13	3	64	9	28	161	12	54	4	15	5	70
1,148	2,195	1,669	2,659	2,142	1,268	1,093	7,704	1,563	1,593	1,768	1,557	2,082	769	3,162	1,072	71
13	237	19	136	158	2	765		107			30	862	1,460	3,155	3	72
6	20	5	21	15	1	48		11			4	47	89	143	2	73
12	62	159	100	87	30	67					120	936	1,041	169	5	74
2	3	3	4	4	1	4					1	18	19	6	1	75
7,130	2,991	3,395	3,583	1,442	2,073	284	1,292	1,297	296	120	518	2,564	460	5,736	679	76
137	177	171	197	113	92	53	117	135	36	36	65	229	43	326	78	77
10,495	2,362	11,218	699	293	9,752	7,196	20,470	2,338	6,519	5,099	7,366	30,611	12,718	13,809	7,779	78
763	145	1,150	115	44	866	642	2,886	140	612	887	811	1,785	339	869	726	79
351	250	2,058	126	365	1,154	146	9	275		252	97	2,344	5,600	337	198	80
26	2	115	3	11	85	7	2	2		12	5	53	42	10	13	81
14,449	114,328	29,159	85,139	65,344	12,298	33,600	54,218	54,196	17,654	5,740	23,495	74,318	49,109	141,545	13,641	82
128	777	300	502	330	134	306	599	452	174	88	207	622	277	907	146	83
13,641	6,882	21,120	9,163	7,129	12,082	2,321	5,511	650	497	85	11,044	23,933	55	6,121	2,720	84
109	5	69	27	25	54	6	18	4	3	3	17	50	2	29	10	85
1,700	15,319		21,897	574	429	6,001	2,547	9	111	62	22,212	9,959	100	1,254	84	86
1	24		51	10	3	31	25	3	4	4	38	13	6	14	2	87
2	3	3	3	13		24	58	17	16	8	28	10	3	15	3	88
	4	12	11	21		42	219	35	19	45	55	34	11	26	7	89

County Table VII.—SPECIFIED CROPS, SWEETCLOVER FOR PASTURE, FARM GARDENS,

[Additional crops are shown

	ITEM (See definitions in Introduction)	Monroe	Montgomery	Montour	Northampton	Northumberland	Perry	Philadelphia
	CROPS, 1929							
	Annual legumes:							
1	Soybeans, for all purposes ... farms reporting	6	138	3	9	25	30	1
2	grown alone ... acres	24	775	27	49	127	120	5
3	grown with other crops ... acres	16	95		4	33		
4	bushels	30	1,536		64	67		
5	Cowpeas, for all purposes ... farms reporting	1	5	1	1	1	1	1
6	grown alone ... acres	2	24	4	5		1	4
7	grown with other crops ... acres	2				2		
8	bushels	6	60		10			
9	Canada, marrowfat, Scotch, and other ripe field peas [1] ... farms reporting	5	2			3		2
10	grown alone ... acres	3	5			1		1
11	grown with other crops ... acres	2						1
12	bushels	15				14		23
13	Navy, pinto, kidney, Lima, and other ripe field beans [2] ... farms reporting	5	7	1	12	33	3	2
14	grown alone ... acres	1	3	1	7	30		6
15	grown with other crops ... acres		2		1	2	10	
16	bushels	12	54	3	96	128	15	64
	Other field crops:							
17	Flax threshed ... acres		2		10	1		
18	bushels		27		100	10		
19	farms reporting		1		1	1		
20	Sweetpotatoes and yams ... acres		3		6	13	17	
21	bushels		234		201	1,577	1,511	
22	farms reporting		33		9	63	139	
23	Sweet sorghum, or sorgo, harvested for sirup ... acres							
24	gallons							
25	farms reporting							
26	Broomcorn ... acres		15		1	5		
27	pounds		4,221		450	2,350		
28	farms reporting		23		2	2		
29	Emmer and spelt threshed ... acres				1			
30	bushels				28			
31	farms reporting				1			
32	Medicinal crops ... acres							
33	pounds							
34	farms reporting							
35	Sorghums harvested for grain ... acres				30			
36	bushels				370			
37	farms reporting				3			
38	Sorghums cut for silage, hay, or fodder ... acres			4	5		4	
39	tons			13	10		3	
40	farms reporting			3	2		1	
41	Pop corn ... acres					1		
42	bushels					32		
43	farms reporting					2		
44	Mixed grains not separated in harvesting ... acres	66	157	66	299	199	157	1
45	bushels	1,510	4,477	1,539	7,129	4,529	4,173	30
46	farms reporting	11	33	5	36	20	13	1
47	Root crops for forage ... acres		11	2	1	1		3
48	tons		115	44	33	32		70
49	farms reporting		8	1	2	1		1
50	All other crops ... acres		3				2	
	Grass seeds:							
51	Clover seeds (all kinds) ... acres		8	2	24	148	479	
52	bushels		4	1	28	150	264	
53	farms reporting		4	1	5	26	64	
54	Alfalfa seed ... acres				3		1	
55	bushels				6		1	
56	farms reporting				2		1	
57	Timothy seed ... acres	3	8	32	13	135	292	9
58	bushels	14	14	96	7	313	1,059	35
59	farms reporting	2	6	6	4	48	80	3
60	Other grass seeds ... acres							
61	bushels							
62	farms reporting							
	Other seeds:							
63	Millet seed ... acres							
64	bushels							
65	farms reporting							
66	Sunflower seed ... acres							
67	bushels							
68	farms reporting							
69	**Sweetclover for pasture** ... acres	92	317	16	460	86	91	
70	farms reporting	28	36	5	106	21	7	
71	**Farm garden vegetables grown for home use only** [4] ... farms reporting	1,131	2,556	446	2,202	1,735	1,728	131
	Maple products:							
72	Maple sirup ... gallons	11						
73	farms reporting	4						
74	Maple sugar ... pounds			65				
75	farms reporting			1				
	FOREST PRODUCTS, 1929							
	Forest products, cut on farms, for home use and for sale:							
76	Saw logs and veneer logs ... thousands of board feet	288	118	378	450	541	1,829	
77	farms reporting	74	21	11	39	125	118	
78	Firewood ... cords	9,178	4,016	3,189	6,010	7,007	15,817	289
79	farms reporting	814	750	321	1,013	1,021	1,260	19
80	Pulpwood ... cords	254					1,086	
81	farms reporting	7					64	
82	Fence posts ... number	16,509	9,037	6,150	8,782	11,774	9,651	37
83	farms reporting	185	108	57	117	157	114	2
84	Railroad ties ... number	18,599	380	206	1,655	1,805	20,164	
85	farms reporting	29	1	2	5	2	78	
86	Poles and piling ... number	845	720	10	569	560	2,252	
87	farms reporting	7	3	1	10	4	4	
	NURSERIES AND GREENHOUSES, 1929							
	Nurseries, greenhouses, hothouses, etc., reporting—							
88	Receipts from sales of trees, plants, vines, etc., in nurseries; flower and vegetable seeds; and bulbs ... farms reporting	9	49		15	6	1	18
89	Receipts from sales of flowers, plants, and vegetables grown under glass, and flowers grown in the open ... farms reporting	17	122		32	35	3	50

[1] Not including cowpeas. [2] Not including soybeans or velvetbeans. [3] Less than 1 acre. [4] Not including white potatoes or sweetpotatoes and yams.

MAPLE AND FOREST PRODUCTS, AND NURSERIES AND GREENHOUSES, 1929—Continued

in Tables V, VI, and VIII]

Pike	Potter	Schuylkill	Snyder	Somerset	Sullivan	Susquehanna	Tioga	Union	Venango	Warren	Washington	Wayne	Westmoreland	Wyoming	York	
2	5	27	30	20	5	53	14	58	17	20	57	55	53	8	94	1
1	20	107	102	40	3	311	80	153	73	84	233	414	193	42	300	2
8	5	5	5	53	24	5	2	50	10	1	21	1	22		48	3
		67	79	107	12	58	20	31	17	33	90	67	391		300	4
	4	3	3	3		9	9	3	1	4	3	2	2	2	5	5
	3	6	3			14	11	2		1	8		7	21	15	6
	3		1	4		22	28	19	3	5		2	20			7
	47		32			115	411			10	7	20	160			8
		2				1	2		1	3				3	1	9
		2							1	1				2	1	10
						6	1			5						11
		38					10		7	110				6	20	12
2	15	34	6	104	13	28	63		15	36	14	10	25	8	17	13
1	3	14	3	19	1	7	55		6	9	2	3	7	7	25	14
	2			12	1	4	7		5		6	1	5			15
3	52	156	55	366	32	120	585		63	134	103	38	154	44	307	16
				1						1			25		9	17
				5						20			277		53	18
				1						1			2		2	19
		4	1					1			1		1		139	20
		293	74					35			64		77		14,606	21
		28	27					5			14		9		1,123	22
									1		5					23
									15		226					24
									1		10					25
								2					1		6	26
								465					500		3,415	27
								7					1		20	28
	1			2					1						3	29
	28			90					12						78	30
	1			1					1						2	31
																32
																33
																34
													1			35
													13			36
													1			37
							2				4			10		38
							3				14			11		39
							2				2			2		40
		1	2			21	1	1		2	1	(3)	1	2	2	41
		7	32			422	46	5		106	22	5	19	43	81	42
		2	11			2	6	3		3	4	1	3	3	5	43
3	1,324	243	156	707	60	286	2,218	154	76	468	259	114	683	53	439	44
96	32,481	6,211	3,626	28,258	1,463	7,046	46,386	4,818	2,224	11,245	6,135	3,263	17,085	1,153	13,060	45
1	157	29	12	57	12	37	251	14	8	62	33	24	89	10	62	46
	2			5			1			7	1	7	3	1		47
	78			25			4			55	6	25	51	1		48
	2			1			1			4	2	4	2	1		49
	6	45				2			10	1	10	1	3			50
		24	226	202		3	47	284	61	3	107		276	2	1,779	51
		28	152	238		2	42	185	53	1	58		340	1	1,749	52
		6	38	35		2	9	46	18	1	18		43	1	258	53
													11			54
													16			55
													4			56
	1	5	101	35		14	26	68	26	6	102		100	1	277	57
	2	8	320	63		70	98	178	149	5	230		193	1	740	58
	1	4	53	13		4	12	25	7	2	38		30	1	65	59
																60
																61
																62
						77	4									63
						2,026	60									64
						10	2									65
																66
																67
																68
	128	1,043	114	461		197	135	268	13	7	59	9	434	18	178	69
	19	252	21	52		17	23	34	4	2	13	7	46	3	36	70
424	1,054	1,826	1,505	3,159	601	2,731	2,106	1,110	1,402	1,442	3,094	2,596	3,275	1,233	6,935	71
710	8,509		5	41,145	2,182	6,841	11,617	14	928	4,947	152	4,682	860	262		72
29	256		1	504	124	269	429	3	54	139	9	234	32	19		73
13	4,615		5	65,099	701	1,171	10,637	211	11	4,881	10	1,329	403	29		74
2	61		2	289	26	27	122	9	2	50	1	28	6	3		75
325	1,213	2,607	519	9,825	257	3,340	3,816	179	1,247	1,919	3,040	2,794	2,045	10,181	1,357	76
27	96	112	110	341	56	331	218	32	106	170	286	146	75	50	179	77
6,934	38,623	8,170	10,006	6,038	10,933	59,053	39,865	3,267	11,179	26,137	2,334	34,177	1,193	12,580	35,325	78
387	957	849	1,023	752	511	2,443	1,842	385	472	1,318	216	1,996	106	841	4,235	79
	4,080		80	617	746	471	2,020			596	314	866	41	255	324	80
	51		4	9	11	11	39			20	5	38	3	16	39	81
8,437	107,628	7,127	20,257	181,024	14,535	150,476	127,658	6,912	41,644	134,884	139,165	123,199	169,474	42,683	27,738	82
82	521	102	247	595	152	847	642	63	277	484	729	1,019	504	352	334	83
2,267	9,514	870	10,249	49,662	268	3,720	5,703	640	7,680	7,569	8,320	42,927	51,643	61,464	13,227	84
7	24	4	28	71	3	13	14	2	10	10	10	32	12	8	21	85
500	477	9,769	11,604	21,913	2,567	15,763	1,350		1,560	9,662	3,902	12,011	862	4,552	61	86
1	2	10	14	29	3	35	22		38	41	15	24	9	23	5	87
3	1	17	8	9		7	6	1	2	5	19	10	26	5	38	88
3	3	33	7	16		10	11	3	25	13	37	9	45	9	96	89

COUNTY TABLE VIII.—LAND IN ORCHARD FRUITS, VINEYARDS, AND PLANTED NUT TREES, WITH NUMBER

[Additional crops are shown

	ITEM (See definitions in Introduction)	THE STATE	Adams	Allegheny	Armstrong	Beaver	Bedford	Berks	Blair
1	**Land in orchard fruits, vineyards, and planted nut trees (nurseries excluded)** ..... acres	261,123	15,516	6,689	5,177	4,568	7,669	9,286	3,540
2	**Fruit trees** ..... farms reporting	139,226	2,150	2,212	2,472	1,479	2,841	4,656	1,391
	ORCHARD FRUITS AND GRAPES								
3	Apples ..... farms reporting	135,930	2,053	2,096	2,435	1,435	2,797	4,612	1,368
4	trees not of bearing age	1,616,353	76,107	34,058	25,010	35,046	30,012	105,227	18,401
5	trees of bearing age	6,244,104	476,783	165,978	84,297	86,925	224,004	237,196	92,138
6	bushels harvested	6,040,170	1,135,641	161,043	14,034	82,207	152,864	239,790	142,435
7	Apricots ..... farms reporting	623	4	2	1		3	154	1
8	trees not of bearing age	593	2	2	2		4	108	1
9	trees of bearing age	1,283	12	4			8	309	
10	bushels harvested	352	3	3			2	86	
11	Cherries ..... farms reporting	71,867	797	1,230	1,933	822	1,382	2,543	648
12	trees not of bearing age	192,957	47,042	9,858	3,930	1,623	1,549	2,426	1,467
13	trees of bearing age	600,889	17,267	18,323	23,504	12,262	12,769	16,575	7,844
14	bushels harvested	131,051	8,797	4,761	1,015	2,374	3,433	3,887	1,773
15	Peaches ..... farms reporting	71,003	949	1,866	2,171	1,164	1,248	1,901	661
16	trees not of bearing age	1,083,603	50,304	38,633	33,825	21,749	22,397	42,466	23,872
17	trees of bearing age	2,362,904	119,193	92,147	61,720	64,630	35,604	129,019	33,185
18	bushels harvested	1,234,410	107,198	36,117	6,865	19,209	8,046	154,093	12,279
19	Pears ..... farms reporting	88,260	859	1,403	2,002	800	1,665	3,315	871
20	trees not of bearing age	123,340	1,400	3,640	3,485	2,812	2,008	3,434	1,692
21	trees of bearing age	512,466	3,908	15,116	14,348	8,588	10,733	21,129	10,993
22	bushels harvested	195,459	3,350	5,322	1,646	1,068	6,192	10,833	5,606
23	Plums and prunes ..... farms reporting	61,804	459	1,147	1,851	721	967	1,735	595
24	trees not of bearing age	114,141	777	4,486	5,495	1,487	1,903	2,096	1,554
25	trees of bearing age	451,835	1,393	22,909	18,103	13,398	7,213	9,062	5,622
26	bushels harvested	69,492	701	3,362	625	325	1,658	4,197	2,303
27	Quinces ..... farms reporting	3,751	8	112	89	61	100	346	36
28	trees not of bearing age	3,462	5	139	43	96	132	221	40
29	trees of bearing age	13,847	30	585	299	596	349	972	143
30	bushels harvested	3,171	7	283	27	140	74	217	23
31	Other orchard fruits ..... farms reporting	114	1	6		2	1		
32	trees not of bearing age	418	10	50		2			
33	trees of bearing age	538	4	101		56	15		
34	**Grapes** ..... farms reporting	75,558	1,033	1,340	2,035	816	1,593	3,289	837
35	vines not of bearing age	445,331	1,543	24,945	5,449	15,822	837	13,907	6,297
36	vines of bearing age	8,454,033	11,939	126,998	18,243	85,277	8,784	42,323	38,621
37	pounds harvested	43,323,126	130,406	378,946	70,448	121,831	106,909	382,804	142,240
	NUTS								
38	Chestnuts ..... farms reporting	11			1				
39	trees not of bearing age	800			1				
40	trees of bearing age	6							
41	pounds harvested	55							
42	Hazelnuts ..... farms reporting	6							
43	trees not of bearing age	9							
44	trees of bearing age	46							
45	Pecans (cultivated or wild) ..... farms reporting	178	1	2	4	1	2	9	6
46	trees not of bearing age	442			4			9	2
47	trees of bearing age	354	4	5	91	3	3	10	34
48	pounds harvested	321						12	
49	Walnuts, English or Persian ..... farms reporting	242	6		2			33	1
50	trees not of bearing age	1,034	2		1			28	2
51	trees of bearing age	1,575	19		4			175	
52	pounds harvested	6,493	435		150			795	
53	Other nuts ..... farms reporting	43			3			5	
54	trees not of bearing age	88			4			10	
55	trees of bearing age	1,479			11			27	
56	pounds harvested	1,319						150	
	SMALL FRUITS								
57	Blackberries and dewberries ..... farms reporting	3,203	52	102	69	63	39	113	27
58	acres	789	13	23	14	28	10	18	7
59	quarts	411,722	10,608	11,644	5,480	12,032	2,260	11,535	4,538
60	Blueberries ..... farms reporting	19							1
61	acres	119							10
62	quarts	11,461							736
63	Cranberries ..... farms reporting	2							
64	acres	1							
65	quarts	488							
66	Currants ..... farms reporting	793	10	52	17	10	10	58	19
67	acres	146	1	15	5	1	1	22	6
68	quarts	156,398	934	16,688	590	877	3,224	31,201	1,987
69	Gooseberries ..... farms reporting	19		2	3				
70	acres	5		1	(1)				
71	quarts	3,148		640	51				
72	Loganberries ..... farms reporting	3							
73	acres	1							
74	quarts	489							
75	Raspberries ..... farms reporting	8,824	127	181	175	114	116	317	103
76	acres	2,936	29	64	55	41	41	69	140
77	quarts	2,206,652	37,082	45,407	33,919	34,057	37,399	69,911	136,943
78	Strawberries ..... farms reporting	12,590	185	409	191	180	131	525	180
79	acres	4,100	36	168	56	74	38	160	94
80	quarts	6,196,363	77,091	211,483	46,271	72,338	57,060	290,319	182,625
81	Other small fruits ..... farms reporting	229		7	11	5	8	21	
82	acres	75		10	1	2	2	3	
83	quarts	29,325		6,001	373	523	791	2,383	

[1] Less than 1 acre.

OF FRUIT AND NUT TREES, AND GRAPEVINES, 1930, WITH PRODUCTION, 1929; AND SMALL FRUITS, 1929

in Tables V, VI, and VII]

Bradford	Bucks	Butler	Cambria	Cameron	Carbon	Centre	Chester	Clarion	Clearfield	Clinton	Columbia	Crawford	Cumberland	
3,871	4,042	5,389	2,672	263	1,798	2,637	3,469	2,261	4,051	1,458	3,629	3,511	4,125	1
3,806	3,156	3,258	1,908	175	644	1,615	3,208	1,960	2,501	784	1,879	4,559	1,875	2
3,713	3,050	3,211	1,884	173	640	1,604	3,121	1,937	2,473	758	1,831	4,465	1,781	3
16,952	40,739	28,853	16,801	257	15,289	10,135	27,878	7,919	12,089	6,258	26,318	15,598	51,637	4
103,113	103,284	109,116	72,585	5,708	44,338	60,664	95,593	55,853	96,191	30,759	87,237	104,135	127,692	5
60,570	111,813	11,220	11,360	757	45,070	52,417	82,046	1,575	14,658	15,920	90,571	2,593	183,498	6
10	29	----	1	----	2	----	7	3	----	1	3	3	11	7
3	46	----	2	----	6	----	8	----	----	1	3	2	6	8
21	66	----	----	----	4	----	42	5	----	----	2	3	23	9
5	8	----	----	----	3	----	----	----	----	----	----	----	2	10
1,841	1,440	2,465	1,072	43	205	1,031	1,351	1,249	1,492	469	1,091	1,716	973	11
1,282	1,319	3,389	1,918	17	696	1,189	727	1,249	1,115	622	1,224	1,342	1,879	12
7,344	7,304	21,199	8,513	164	1,421	9,281	6,055	10,754	11,147	5,661	7,866	7,490	5,686	13
571	820	910	630	10	326	1,758	1,349	326	2,654	977	1,550	213	2,007	14
1,844	1,608	2,626	907	31	209	703	1,623	1,305	1,113	410	914	2,390	891	15
10,446	23,222	19,612	2,630	68	10,647	11,129	15,856	7,138	6,790	10,719	33,019	8,092	17,373	16
14,372	44,208	48,299	10,264	177	21,503	13,898	45,979	20,911	16,392	10,041	31,983	16,239	48,377	17
1,671	32,085	3,089	1,401	37	10,099	3,519	35,783	1,158	1,333	2,296	14,651	748	39,683	18
2,382	2,087	2,416	1,510	67	409	1,056	2,023	1,533	1,946	536	1,315	2,795	854	19
1,087	2,425	3,016	3,015	35	1,854	819	1,318	1,243	1,710	616	3,313	1,995	584	20
8,357	13,597	10,767	14,879	277	6,706	4,088	14,639	8,635	11,327	2,151	9,670	12,523	4,409	21
2,565	3,672	1,657	4,027	49	2,865	2,782	6,876	503	1,754	797	5,071	1,679	1,572	22
1,900	1,137	2,269	1,212	61	149	749	1,105	1,315	1,623	346	645	2,379	509	23
1,404	1,129	4,408	3,668	75	559	915	773	1,654	2,286	451	2,475	1,909	440	24
6,900	3,314	17,953	11,255	270	1,071	3,896	3,468	8,146	11,063	1,840	6,143	9,645	1,731	25
461	1,291	948	649	21	209	463	2,052	177	658	91	325	1,654	1,276	26
3	93	152	14	1	3	39	92	12	3	28	15	35	31	27
2	99	115	8	1	----	11	31	6	----	10	5	25	144	28
1	314	507	30	1	11	131	224	41	4	69	32	58	85	29
----	25	77	4	----	6	41	85	24	----	12	4	12	12	30
2	----	3	1	----	----	3	4	----	3	1	1	2	2	31
104	----	6	6	----	----	----	14	----	----	----	4	1	4	32
----	----	13	----	----	----	3	4	----	3	4	1	1	2	33
1,605	1,888	2,515	1,122	40	194	892	1,873	1,386	1,525	480	725	2,348	980	34
1,227	9,517	10,680	1,788	60	2,133	1,577	7,338	1,104	2,121	993	10,783	10,368	2,336	35
5,127	33,026	36,358	5,692	826	8,264	3,164	19,077	6,728	6,178	5,684	23,816	30,590	9,740	36
55,538	182,332	80,355	40,000	1,675	61,185	52,753	110,280	29,223	19,077	39,425	214,562	72,301	93,744	37
1	1	----	----	----	----	----	2	1	----	----	----	1	----	38
100	30	----	----	----	----	----	10	3	----	----	----	----	----	39
----	----	----	----	----	----	----	2	----	----	----	----	2	----	40
----	----	----	----	----	----	----	25	----	----	----	----	----	----	41
----	----	----	----	----	----	----	2	----	----	----	----	----	----	42
----	----	----	----	----	----	----	3	----	----	----	----	----	----	43
----	----	----	----	----	----	----	20	----	----	----	----	----	----	44
3	5	6	1	----	----	----	14	1	2	2	----	2	2	45
5	17	3	----	----	----	----	32	2	----	3	----	44	1	46
----	----	13	10	----	----	----	19	----	2	----	----	----	4	47
----	----	----	----	----	----	----	----	----	----	----	----	----	----	48
2	6	----	----	----	----	----	21	----	----	----	----	1	4	49
3	5	----	----	----	----	----	64	----	----	----	----	----	4	50
1	9	----	----	----	----	----	30	----	----	----	----	5	6	51
----	46	----	----	----	----	----	345	----	----	----	----	100	----	52
4	1	----	----	----	----	----	----	----	2	----	----	2	----	53
----	----	----	----	----	----	----	----	----	2	----	----	40	----	54
57	3	----	----	----	----	----	----	----	8	----	----	3	----	55
50	----	----	----	----	----	----	----	----	----	----	----	----	----	56
61	80	99	10	18	13	6	98	15	19	32	38	99	34	57
8	15	19	2	11	3	3	15	2	2	6	6	17	12	58
4,124	6,042	12,241	750	1,510	1,834	3,360	10,273	1,556	816	3,078	3,482	10,658	11,255	59
1	----	----	1	----	----	----	----	----	----	----	----	----	----	60
2	----	----	1	----	----	----	----	----	----	----	----	----	----	61
150	----	----	160	----	----	----	----	----	----	----	----	----	----	62
----	----	----	----	----	----	----	----	----	----	----	----	----	----	63
----	----	----	----	----	----	----	----	----	----	----	----	----	----	64
----	----	----	----	----	----	----	----	----	----	----	----	----	----	65
19	19	10	8	----	9	----	9	1	11	12	4	27	1	66
1	3	1	2	----	4	----	1	(1)	1	1	(1)	1	(1)	67
898	4,483	304	2,305	----	810	----	736	20	204	1,297	152	953	288	68
----	3	----	----	----	----	----	----	----	----	----	----	----	----	69
----	(1)	----	----	----	----	----	----	----	----	----	----	----	----	70
----	95	----	----	----	----	----	----	----	----	----	----	----	----	71
----	----	----	----	----	----	----	----	----	----	----	1	----	----	72
----	----	----	----	----	----	----	----	----	----	----	1	----	----	73
----	----	----	----	----	----	----	----	----	----	----	225	----	----	74
310	158	203	53	3	15	47	228	43	107	71	112	237	96	75
64	26	60	14	1	2	32	44	8	29	17	28	44	26	76
29,729	15,528	41,264	5,716	400	1,924	19,145	36,824	3,878	18,377	16,410	23,287	22,860	18,078	77
196	351	270	105	16	81	50	370	43	158	65	177	407	126	78
37	106	82	50	4	22	18	122	9	46	23	67	89	34	79
51,429	181,496	51,941	67,902	1,155	31,465	28,901	240,138	11,505	33,045	30,353	117,180	136,305	38,544	80
----	10	5	4	----	----	----	5	----	1	----	2	3	----	81
----	1	1	1	----	----	----	1	----	2	----	10	(1)	----	82
----	266	234	780	----	----	----	464	----	125	----	1,560	109	----	83

COUNTY TABLE VIII.—LAND IN ORCHARD FRUITS, VINEYARDS, AND PLANTED NUT TREES, WITH NUMBER OF

[Additional crops are shown in

	ITEM (See definitions in Introduction)	Dauphin	Delaware	Elk	Erie	Fayette	Forest	Franklin	Fulton
1	**Land in orchard fruits, vineyards, and planted nut trees (nurseries excluded)** ... acres	2,871	1,312	552	17,982	3,447	336	10,004	2,626
2	**Fruit trees** ... farms reporting	1,985	464	611	3,802	2,919	288	2,469	1,127
	ORCHARD FRUITS AND GRAPES								
3	Apples ... farms reporting	1,902	444	610	3,614	2,806	287	2,388	1,104
4	trees not of bearing age	22,323	9,457	2,648	58,172	18,161	815	76,143	4,840
5	trees of bearing age	84,251	26,435	23,447	129,601	69,658	11,865	262,849	77,055
6	bushels harvested	81,619	31,966	2,771	26,093	23,398	22	644,573	111,859
7	Apricots ... farms reporting	14		1	3	3		30	2
8	trees not of bearing age	16		1	4	1		26	
9	trees of bearing age	21			1	3		37	3
10	bushels harvested	6			1	5		10	2
11	Cherries ... farms reporting	1,051	140	165	1,263	1,913	77	1,006	708
12	trees not of bearing age	800	124	207	46,304	2,864	41	2,296	519
13	trees of bearing age	7,177	3,248	633	70,257	14,822	166	6,254	4,316
14	bushels harvested	2,194	863	5	34,887	1,547		2,897	2,210
15	Peaches ... farms reporting	809	249	75	1,577	2,443	83	901	549
16	trees not of bearing age	12,623	3,779	51	40,119	14,830	34	44,579	4,075
17	trees of bearing age	24,769	16,600	835	83,481	36,388	305	163,325	20,651
18	bushels harvested	12,463	14,292	8	6,251	9,659	1	181,675	21,151
19	Pears ... farms reporting	1,205	299	313	2,117	1,882	155	1,049	749
20	trees not of bearing age	980	670	247	8,070	2,205	47	610	239
21	trees of bearing age	6,680	3,117	1,612	15,916	6,905	418	4,028	3,643
22	bushels harvested	3,229	2,240	44	6,349	3,305		3,106	1,758
23	Plums and prunes ... farms reporting	502	118	236	1,784	1,873	126	601	347
24	trees not of bearing age	757	299	479	7,025	4,013	133	358	321
25	trees of bearing age	2,151	741	1,181	37,486	14,069	383	2,108	1,554
26	bushels harvested	469	216	19	5,571	1,641		1,209	496
27	Quinces ... farms reporting	56	11		29	60		140	45
28	trees not of bearing age	87	8		34	37		62	43
29	trees of bearing age	207	32		382	232		383	95
30	bushels harvested	43	45		129	27		52	9
31	Other orchard fruits ... farms reporting	2		1				2	1
32	trees not of bearing age			1				5	
33	trees of bearing age	15						4	13
34	**Grapes** ... farms reporting	1,274	265	105	1,535	2,103	82	1,271	763
35	vines not of bearing age	2,298	1,213	174	159,959	5,591	51	447	245
36	vines of bearing age	19,425	8,020	584	7,224,130	26,776	250	32,516	2,390
37	pounds harvested	159,650	45,371	618	36,745,012	177,725	550	183,658	40,980
	NUTS								
38	Chestnuts ... farms reporting				1				
39	trees not of bearing age				155				
40	trees of bearing age								
41	pounds harvested								
42	Hazelnuts ... farms reporting					1			
43	trees not of bearing age								
44	trees of bearing age					24			
45	Pecans (cultivated or wild) ... farms reporting	2	3			6		7	
46	trees not of bearing age	18	14			6		11	
47	trees of bearing age		1			14		4	
48	pounds harvested								
49	Walnuts, English or Persian ... farms reporting	2			4	1		20	1
50	trees not of bearing age	1			69	80		480	
51	trees of bearing age	3			1,013			27	2
52	pounds harvested				60			210	20
53	Other nuts ... farms reporting					2			
54	trees not of bearing age								
55	trees of bearing age					29			
56	pounds harvested								
	SMALL FRUITS								
57	Blackberries and dewberries ... farms reporting	25	47	1	104	190	2	28	15
58	acres	4	6	(1)	38	42	1	7	1
59	quarts	2,477	3,617	100	22,696	17,162	120	3,775	648
60	Blueberries ... farms reporting					2			
61	acres					2			
62	quarts					500			
63	Cranberries ... farms reporting					1			
64	acres					1			
65	quarts					360			
66	Currants ... farms reporting		7	1	48	6			2
67	acres		1	(1)	25	1			(1)
68	quarts		685	250	49,104	1,125			79
69	Gooseberries ... farms reporting				3				
70	acres				3				
71	quarts				1,760				
72	Loganberries ... farms reporting							1	
73	acres							(1)	
74	quarts							200	
75	Raspberries ... farms reporting	149	45	26	567	205	5	117	17
76	acres	47	9	9	371	55	1	45	2
77	quarts	44,602	8,487	6,263	304,465	24,207	168	32,774	968
78	Strawberries ... farms reporting	187	76	17	621	274	7	170	77
79	acres	64	27	6	215	86	3	50	16
80	quarts	82,699	43,048	4,283	260,828	83,109	2,868	71,985	17,122
81	Other small fruits ... farms reporting	3	3		13	9		2	
82	acres	1	(1)		5	1		(1)	
83	quarts	385	58		1,611	349		80	

[1] Less than 1 acre.

FRUIT AND NUT TREES, AND GRAPEVINES, 1930, WITH PRODUCTION, 1929; AND SMALL FRUITS, 1929—Con.

Tables V, VI, and VII]

Greene	Huntingdon	Indiana	Jefferson	Juniata	Lackawanna	Lancaster	Lawrence	Lebanon	Lehigh	Luzerne	Lycoming	McKean	Mercer	Mifflin	
4,950	3,402	5,020	3,834	1,450	3,206	5,150	3,189	2,441	3,895	6,058	3,291	788	5,122	1,354	1
2,306	1,645	2,821	2,236	1,047	1,208	6,037	1,791	1,853	1,832	1,955	2,278	863	3,506	953	2
2,273	1,630	2,802	2,213	1,015	1,198	5,791	1,724	1,788	1,807	1,937	2,208	859	3,409	946	3
17,870	14,362	27,470	13,581	9,867	31,637	55,974	24,091	20,588	43,492	51,209	14,941	3,096	28,058	9,516	4
94,899	75,215	95,753	83,118	31,986	83,450	149,118	64,277	58,880	69,334	164,453	90,832	30,609	93,018	29,628	5
25,425	69,562	18,561	3,018	28,274	67,551	209,257	47,330	70,386	118,307	205,486	50,229	3,105	15,996	49,918	6
	1	3	1			28	3	16	78		1		2	7	7
		2				29		23	85				1	1	8
		2	2			49	5	27	172		2		150	15	9
	1					34		1	69					7	10
1,510	977	1,989	1,408	553	356	2,866	1,082	1,086	869	741	1,208	93	2,393	553	11
1,695	1,288	2,223	2,471	508	514	2,717	1,340	600	1,459	956	1,254	80	2,080	643	12
12,148	9,374	16,739	14,624	4,225	1,783	12,495	7,645	5,837	4,826	4,484	9,843	236	13,775	3,995	13
1,310	2,504	870	1,023	905	221	6,620	831	1,440	2,140	978	1,536	5	838	1,174	14
1,963	821	2,209	1,248	470	292	2,701	1,480	555	695	537	1,135	11	2,699	475	15
13,805	11,164	16,044	5,992	11,752	2,115	32,273	15,175	11,590	45,356	8,615	16,986	45	26,422	5,487	16
42,257	22,771	43,627	20,212	42,508	3,840	56,956	42,679	28,996	47,910	14,944	38,425	9	52,701	7,996	17
14,659	6,520	2,100	1,188	3,514	682	55,269	8,084	30,206	53,967	2,394	5,726	1	4,868	2,494	18
1,358	1,084	2,221	1,678	598	725	3,739	1,252	1,329	1,174	1,072	1,387	281	2,500	562	19
1,350	994	2,870	2,377	343	2,960	2,321	2,533	1,023	2,154	7,883	887	192	2,584	536	20
6,326	5,474	13,696	10,869	2,271	6,473	12,519	6,990	5,361	9,339	9,187	6,596	1,221	12,338	3,031	21
2,950	2,204	2,310	804	736	1,622	10,610	2,929	2,423	4,198	3,377	2,104	57	2,768	1,245	22
1,254	576	2,256	1,473	276	507	2,024	1,112	590	439	693	790	161	2,406	327	23
2,038	676	6,445	2,919	306	2,528	2,375	2,300	757	732	3,651	917	184	3,397	443	24
12,220	3,051	30,129	10,389	1,958	7,526	6,616	8,253	2,488	2,338	9,250	3,259	1,056	14,686	1,198	25
2,423	394	530	426	1,299	943	3,602	1,220	1,263	590	3,579	454	1	1,919	152	26
37	110	26	10	4	3	60	69	37	138	6	57		119	67	27
31	112	25	3	10	20	60	52	332	126		12		119	108	28
169	583	38	12	5	2	94	306	143	470	19	106		330	160	29
40	95	4		1	4	37	35	37	280	7	37		28	4	30
	3	2	1	1	2	3	4	2	2	3	1		5	3	31
	5	2				5	3	12	2	8			13	4	32
	3	5	1	5	14	50	20	25	3	28	6		3	6	33
1,224	1,116	2,112	1,435	518	351	3,763	1,238	1,356	1,023	510	1,140	21	2,558	531	34
1,088	1,879	6,209	1,109	135	1,272	6,014	10,117	2,563	5,242	3,565	5,901	14	9,353	529	35
4,925	9,381	13,146	6,870	3,260	7,602	38,968	26,592	16,715	28,857	19,280	53,634	48	31,669	2,891	36
55,614	69,483	59,510	29,049	20,595	71,493	389,942	103,402	189,433	330,642	107,650	224,060		99,825	44,046	37
															38
						2			1						39
						501									40
									2						41
									30						42
		1													43
		1													44
															45
1					2	23	2	4	2		4				46
2					2	37	1	2	25		11				47
						15	12	3	3		6				48
						10					4				49
	1	1		1		58		10	9		2		2	3	50
	2	11				60		8	11				3		51
				1		136		15	24		2			7	52
				20		1,983		50	390					200	53
						4			1			1	2		54
						9									55
						6			2			100	1,005		56
						79			90			200	720		57
55	32	37	35	14	14	182	63	39	23	28	37	11	110	21	58
20	9	5	9	2	5	32	17	6	5	10	10	3	23	5	59
4,445	3,973	2,343	2,383	491	1,271	27,424	7,173	4,205	3,361	2,508	5,046	871	13,031	2,297	60
										1					61
										1					62
										175					63
															64
															65
															66
				2	11	41	10	8	12	8	29	9	24	3	67
	5	5			1	3	1	2	3	2	3	1	3	(1)	68
	1	1		(1)	722	3,651	461	1,297	3,683	1,501	1,475	631	2,631	133	69
	380	132		203											70
															71
															72
													1		73
													(1)		74
													64		75
157	139	75	145	37	52	781	116	159	106	68	160	25	160	45	76
64	54	18	55	23	16	175	49	58	39	26	62	6	52	8	77
23,749	38,847	9,288	21,828	13,853	18,640	155,440	34,087	51,581	33,106	18,842	50,126	2,852	17,602	7,296	78
151	121	131	186	28	100	1,030	157	155	184	126	186	24	277	62	79
42	32	32	56	7	35	276	48	52	58	76	62	10	107	14	80
26,250	33,876	33,994	37,257	3,516	50,597	503,569	46,876	79,208	76,102	133,367	107,050	10,588	120,564	14,449	81
		5			2	21	3	2	5	5	6	2	5		82
		1			3	2	1	(1)	1	7	1	1	1		83
		428			1,036	848	50	80	215	925	359	607	1,616		

COUNTY TABLE VIII.—LAND IN ORCHARD FRUITS, VINEYARDS, AND PLANTED NUT TREES, WITH NUMBER OF

[Additional crops are shown

	ITEM (See definitions in Introduction)	Monroe	Montgomery	Montour	Northampton	Northumberland	Perry	Philadelphia	Pike
1	Land in orchard fruits, vineyards, and planted nut trees (nurseries excluded) ... acres	1,470	3,651	445	2,776	3,238	2,540	67	378
2	Fruit trees ... farms reporting	1,224	2,290	485	2,268	1,739	1,529	38	495
	ORCHARD FRUITS AND GRAPES								
3	Apples ... farms reporting	1,211	2,226	467	2,218	1,682	1,496	28	493
4	trees not of bearing age	5,596	44,438	2,485	33,095	21,441	15,624	173	2,373
5	trees of bearing age	46,672	86,625	13,752	57,248	82,272	58,091	1,002	18,011
6	bushels harvested	12,949	96,505	6,703	50,466	102,863	60,485	1,056	3,520
7	Apricots ... farms reporting	1	29	1	44	13	6		
8	trees not of bearing age		31		25	22	10		
9	trees of bearing age	2	40	1	78	18	8		
10	bushels harvested	1	14		17	7			
11	Cherries ... farms reporting	508	976	326	1,231	993	834	10	157
12	trees not of bearing age	372	677	239	1,117	1,412	820	14	123
13	trees of bearing age	1,973	6,212	2,536	6,168	9,452	5,681	66	472
14	bushels harvested	206	907	416	1,132	2,048	1,564	82	23
15	Peaches ... farms reporting	345	1,099	283	1,095	992	753	25	147
16	trees not of bearing age	2,727	21,595	5,700	26,681	23,061	13,922	162	363
17	trees of bearing age	6,034	38,859	5,731	27,206	31,855	19,363	1,950	675
18	bushels harvested	899	38,218	727	10,632	4,992	4,782	1,413	61
19	Pears ... farms reporting	851	1,643	363	1,601	1,173	780	21	304
20	trees not of bearing age	697	2,365	268	3,503	2,191	444	30	208
21	trees of bearing age	3,512	12,694	1,780	9,209	9,039	2,643	234	1,016
22	bushels harvested	1,136	5,061	599	4,042	4,717	1,226	269	291
23	Plums and prunes ... farms reporting	311	747	209	690	704	379	2	182
24	trees not of bearing age	339	638	349	2,279	1,635	439	1	136
25	trees of bearing age	1,036	2,923	1,172	2,288	5,235	1,490	5	552
26	bushels harvested	75	982	86	514	837	471	4	22
27	Quinces ... farms reporting	13	76	27	65	106	42		4
28	trees not of bearing age	11	42	4	25	60	38		3
29	trees of bearing age	122	209	91	154	341	87		4
30	bushels harvested	46	92	10	56	107	8		1
31	Other orchard fruits ... farms reporting		2	4		7	1		1
32	trees not of bearing age		9			63			6
33	trees of bearing age		2	11		25	1		
34	Grapes ... farms reporting	411	1,476	331	1,032	1,067	716	12	118
35	vines not of bearing age	10,719	9,951	2,852	9,131	3,910	441	252	571
36	vines of bearing age	22,267	26,406	7,157	12,192	24,739	4,942	1,528	5,876
37	pounds harvested	105,214	171,172	50,122	77,323	159,841	35,999	3,490	13,625
	NUTS								
38	Chestnuts ... farms reporting								
39	trees not of bearing age								
40	trees of bearing age								
41	pounds harvested								
42	Hazelnuts ... farms reporting								
43	trees not of bearing age								
44	trees of bearing age								
45	Pecans (cultivated or wild) ... farms reporting	2	13		4	3	1		
46	trees not of bearing age	2	133		4	12			
47	trees of bearing age	3	10		4	8	1		
48	pounds harvested		75		10	20			
49	Walnuts, English or Persian ... farms reporting	1	9		8	5	2		
50	trees not of bearing age	2	28		54	11	3		
51	trees of bearing age	5	8		9	18	1		
52	pounds harvested		85			260	250		
53	Other nuts ... farms reporting		2						
54	trees not of bearing age								
55	trees of bearing age		31						
56	pounds harvested								
	SMALL FRUITS								
57	Blackberries and dewberries ... farms reporting	15	54	12	17	38	23	1	4
58	acres	4	6	2	4	5	4	(1)	(1)
59	quarts	932	2,938	962	1,976	3,705	2,212	50	330
60	Blueberries ... farms reporting	1							
61	acres	1							
62	quarts	300							
63	Cranberries ... farms reporting								
64	acres								
65	quarts								
66	Currants ... farms reporting	4	22	2	7	16	4		3
67	acres	(1)	2	(1)	1	2	1		(1)
68	quarts	86	1,023	186	724	1,024	41		80
69	Gooseberries ... farms reporting	2							
70	acres	(1)							
71	quarts	65							
72	Loganberries ... farms reporting								
73	acres								
74	quarts								
75	Raspberries ... farms reporting	26	108	36	114	125	62	3	17
76	acres	7	23	9	57	29	11	(1)	4
77	quarts	3,461	11,072	7,031	36,701	22,385	11,800	262	1,596
78	Strawberries ... farms reporting	40	343	42	224	241	102	15	25
79	acres	9	111	13	89	74	19	6	5
80	quarts	13,085	171,709	9,180	131,090	81,763	17,838	7,716	7,613
81	Other small fruits ... farms reporting	2	9		1	5	4	1	
82	acres	4	1		1	(1)	1	(1)	
83	quarts	780	407		240	139	114	75	

[1] Less than 1 acre.

FRUIT AND NUT TREES, AND GRAPEVINES, 1930, WITH PRODUCTION, 1929; AND SMALL FRUITS, 1929—Con.

in Tables V, VI, and VII]

Potter	Schuylkill	Snyder	Somerset	Sullivan	Susquehanna	Tioga	Union	Venango	Warren	Washington	Wayne	Westmoreland	Wyoming	York	
1,560	4,207	2,713	5,243	888	3,527	3,481	1,715	2,281	1,649	7,036	4,084	6,613	4,051	9,579	1
1,291	2,033	1,366	3,057	631	2,723	2,596	966	1,501	1,591	3,498	2,620	4,038	1,135	5,587	2
1,282	2,002	1,297	3,032	623	2,675	2,550	946	1,483	1,580	3,385	2,594	3,916	1,123	5,429	3
1,981	44,584	20,669	17,944	1,205	13,546	3,959	8,094	6,308	4,759	39,433	15,522	38,612	27,973	82,644	4
57,667	111,818	58,377	130,178	29,960	110,709	93,583	45,394	51,770	58,312	122,657	144,322	115,902	101,135	284,327	5
18,978	152,909	64,008	11,111	2,678	67,204	39,155	28,123	2,851	4,686	84,038	148,511	24,712	99,162	440,709	6
----	6	7	----	----	----	1	14	2	----	1	1	2	2	65	7
----	25	9	----	----	----	----	14	2	----	----	1	6	3	60	8
----	9	7	----	----	----	1	13	2	----	1	----	2	----	112	9
----	2	3	----	----	----	----	4	----	----	----	----	----	----	57	10
249	705	879	1,850	184	1,182	1,150	591	891	253	2,118	1,079	2,975	487	2,439	11
178	1,356	1,305	1,375	99	1,207	985	231	584	198	3,760	1,042	6,578	415	10,024	12
650	4,689	7,171	17,296	812	4,523	4,959	3,806	5,391	1,099	18,382	3,771	31,960	3,148	13,341	13
22	1,060	1,340	1,810	14	358	211	876	150	4	1,865	285	1,534	495	7,510	14
31	701	693	1,228	232	509	442	434	892	261	2,950	777	3,509	537	2,617	15
18	27,215	36,425	8,654	516	1,087	797	7,182	3,549	354	43,628	1,760	36,476	8,063	60,770	16
167	19,385	66,562	8,737	1,864	2,549	2,682	18,068	10,623	1,028	97,742	5,498	80,592	17,024	208,384	17
7	7,546	8,002	695	53	466	159	7,685	312	54	27,412	2,315	16,092	6,652	166,704	18
493	1,381	895	2,204	404	1,616	1,423	636	1,035	683	2,061	1,784	2,951	674	2,711	19
177	6,380	824	2,041	146	1,414	645	380	574	531	3,561	2,867	5,260	1,522	1,736	20
2,033	17,225	3,981	11,877	1,901	6,233	5,317	2,266	4,231	3,237	9,925	8,248	17,985	4,212	12,818	21
517	11,996	1,741	2,540	308	3,219	2,026	953	163	302	3,214	3,832	4,122	1,427	11,504	22
350	570	462	1,583	323	1,206	1,151	298	914	495	1,940	1,144	2,634	561	1,604	23
190	2,797	707	2,063	192	1,273	693	191	802	466	3,414	1,350	7,268	1,955	1,967	24
1,196	3,872	1,786	7,687	1,299	4,020	3,956	855	4,548	2,866	17,632	3,686	29,572	9,050	6,114	25
28	1,116	237	164	41	384	307	126	216	57	2,567	466	1,955	3,616	3,359	26
1	150	179	1	----	3	5	80	37	3	264	1	265	6	66	27
1	149	110	1	----	3	5	28	10	2	273	----	202	2	79	28
----	537	581	----	----	4	2	205	66	2	1,396	7	1,580	10	199	29
----	116	100	----	----	2	1	53	----	----	373	1	94	1	63	30
1	6	1	2	----	----	----	1	----	----	8	1	8	----	1	31
----	26	----	15	----	----	----	----	----	----	6	30	----	----	2	32
1	11	1	2	----	----	----	1	----	----	37	5	30	----	3	33
23	1,030	888	1,558	183	689	410	530	881	240	2,222	927	2,754	497	2,753	34
21	7,160	7,006	1,049	88	470	252	112	776	151	11,659	699	14,910	2,361	4,997	35
46	23,517	16,749	5,611	419	2,649	1,016	2,153	3,489	3,304	75,837	3,150	62,682	7,478	36,442	36
105	192,294	57,093	23,873	3,309	13,110	4,177	25,467	10,420	2,985	249,724	29,893	190,096	53,538	315,914	37
----	----	----	----	----	----	----	----	----	----	----	----	----	----	----	38
----	----	----	----	----	----	----	----	----	----	----	----	----	----	----	39
----	----	----	----	----	----	----	----	----	----	----	----	----	----	----	40
----	----	----	----	----	----	----	----	----	----	----	----	----	----	----	41
----	----	----	----	----	2	----	----	----	----	----	----	----	----	----	42
----	----	----	----	----	5	----	----	----	----	----	----	----	----	----	43
----	----	----	----	----	2	----	----	----	----	----	----	----	----	----	44
----	3	3	3	1	----	----	----	----	----	7	2	4	1	12	45
----	2	10	5	----	----	----	----	----	----	12	----	1	----	14	46
----	1	7	9	3	----	----	----	----	----	3	3	6	10	30	47
----	----	50	----	----	----	----	----	----	----	----	----	----	----	140	48
----	----	6	----	1	1	----	1	1	----	----	1	3	----	12	49
----	----	14	----	----	4	----	10	8	----	----	----	3	----	63	50
----	----	4	----	1	----	----	----	----	----	----	4	3	----	43	51
----	----	100	----	----	----	----	----	----	----	----	----	----	----	994	52
1	----	----	----	3	----	1	6	1	----	----	----	2	----	----	53
----	----	----	----	----	----	----	----	20	----	----	----	3	----	----	54
2	----	----	----	175	----	1	16	----	----	----	----	3	----	----	55
----	----	----	----	----	----	----	30	----	----	----	----	----	----	----	56
7	9	26	58	4	41	39	11	33	19	141	18	237	29	167	57
1	2	7	11	(1)	7	10	4	7	6	83	2	91	5	34	58
508	1,171	3,800	5,678	88	6,709	2,623	2,271	2,597	3,469	26,307	1,288	39,177	4,056	38,382	59
----	----	----	----	2	6	----	----	----	----	----	4	----	----	----	60
----	----	----	----	1	15	----	----	----	----	----	86	----	----	----	61
----	----	----	----	320	3,400	----	----	----	----	----	5,720	----	----	----	62
----	1	----	----	----	----	----	----	----	----	----	----	----	----	----	63
----	(1)	----	----	----	----	----	----	----	----	----	----	----	----	----	64
----	128	----	----	----	----	----	----	----	----	----	----	----	----	----	65
6	24	6	4	6	12	33	3	----	5	17	5	39	16	22	66
1	3	3	1	1	1	1	(1)	----	(1)	6	(1)	3	1	5	67
76	1,714	1,265	622	82	672	760	87	----	58	3,587	107	2,166	1,220	4,724	68
----	----	----	----	----	3	----	----	----	----	3	----	----	----	----	69
----	----	----	----	----	(1)	----	----	----	----	1	----	----	----	----	70
----	----	----	----	----	230	----	----	----	----	307	----	----	----	----	71
----	----	----	----	----	----	----	----	----	----	----	----	----	----	----	72
----	----	----	----	----	----	----	----	----	----	----	----	----	----	----	73
----	----	----	----	----	----	----	----	----	----	----	----	----	----	----	74
36	48	155	100	15	115	219	58	82	101	178	73	336	82	503	75
6	11	116	17	3	23	43	32	21	34	79	12	120	31	170	76
2,822	9,627	84,715	14,252	769	16,333	27,499	30,395	11,109	16,079	41,342	7,022	62,709	20,895	199,567	77
52	406	164	135	19	143	127	48	62	138	384	57	372	116	772	78
8	165	79	87	3	35	24	23	14	39	138	11	137	32	270	79
7,408	442,786	66,191	70,493	6,534	61,295	31,458	18,942	10,085	40,222	161,047	14,564	165,066	71,041	787,486	80
1	----	1	6	----	3	4	----	4	----	----	5	11	----	4	81
(1)	----	1	1	----	(1)	(1)	----	2	----	----	1	3	----	1	82
55	----	3,200	181	----	142	58	----	330	----	----	194	559	----	595	83

County Table IX.—SPECIFIED CLASSES OF LIVESTOCK

[Other classes of livestock and livestock

	ITEM (See definitions in Introduction)	The State	Adams	Allegheny	Armstrong	Beaver
1	**Domestic animals on farms, Apr. 1, 1930** ... farms reporting	155,333	2,978	2,423	2,533	1,698
	Cattle and dairy products:					
2	Cattle on farms, Apr. 1, 1930, total ... number	1,511,202	22,474	16,785	18,010	13,820
3	farms reporting	141,930	2,556	2,071	2,361	1,556
4	Cows and heifers milked, 1929, total ... number	808,030	11,613	10,153	8,815	7,599
5	farms reporting	139,684	2,532	2,055	2,335	1,489
6	Of beef or dual-purpose breeding ... number	48,508	145	1,239	847	385
7	farms reporting	12,351	57	280	285	105
8	Cows and heifers milked daily, April, 1930 ... number	647,627	9,381	7,903	6,937	6,392
9	farms reporting	128,045	2,333	1,848	2,136	1,428
10	Daily production of milk, April, 1930 ... gallons	1,489,399	18,009	18,101	14,001	13,635
11	Milk produced,[1] 1929 ... gallons	479,930,541	5,670,490	6,412,293	4,712,547	4,388,997
12	Whole milk sold, 1929 ... gallons	366,715,871	4,294,081	4,721,921	2,212,587	3,136,401
13	farms reporting	80,078	1,578	1,094	761	731
14	Butter churned, 1929 ... pounds	18,541,869	264,211	313,951	582,544	211,062
15	farms reporting	58,889	1,016	1,038	1,769	615
16	Butter sold, 1929 ... pounds	12,054,886	178,793	200,822	338,768	144,494
17	farms reporting	37,680	777	580	1,258	385
18	Cream sold as butterfat, 1929 ... pounds	6,320,299	13,143	4,787	81,948	10,917
19	farms reporting	8,297	13	12	136	21
20	Cream sold *not* as butterfat, 1929 ... gallons	470,066	501	8,759	2,183	12,103
21	farms reporting	2,361	9	49	23	27
	Sheep and wool:					
22	Sheep and lambs on farms, Apr. 1, 1930, total ... number	589,774	6,630	4,279	7,356	6,203
23	farms reporting	16,065	204	121	253	165
24	Lambs born since Oct. 1, 1929 ... number	167,982	2,833	1,604	2,929	1,554
25	Rams and wethers born before Oct. 1, 1929 ... number	80,716	159	126	250	328
26	Yearling ewes born between Oct. 1, 1928, and Oct. 1, 1929 ... number	68,394	811	324	964	695
27	Ewes born before Oct. 1, 1928 ... number	272,682	2,827	2,225	3,213	3,626
28	Sheep and lambs shorn,[1] 1929 ... number	403,311	3,074	2,671	3,841	4,936
29	farms reporting	13,339	158	97	218	140
30	Wool shorn [1] (unwashed), 1929 ... pounds	2,970,056	20,908	16,620	25,372	41,378
	Goats and mohair:					
31	Goats and kids on farms, Apr. 1, 1930, total ... number	3,780	84	85	35	153
32	Angora goats and kids (all ages) ... number	986	37	10	7	48
33	Other goats and kids (all ages) ... number	2,794	47	75	28	105
34	Angora goats and kids clipped, 1929 ... number	323	41			
35	Mohair and kid hair clipped (unwashed), 1929 ... pounds	1,307	150			
36	**Asses and burros on farms, Apr. 1, 1930** ... number	267	3	2	9	
	Bees and honey:					
37	Hives of bees owned, on farms or elsewhere, Apr. 1, 1930 ... number	110,495	2,388	1,346	2,388	1,235
38	farms reporting	17,299	406	253	501	257
39	Honey produced, 1929 ... pounds	2,357,214	35,517	11,241	32,683	8,402
40	**Turkeys raised, 1929** ... number	175,089	5,627	567	2,822	535
41	farms reporting	12,741	318	112	203	86
42	**Ducks raised, 1929** ... number	918,417	10,347	7,883	2,774	2,696
43	farms reporting	25,068	529	411	271	199
44	**Geese raised, 1929** ... number	101,677	3,113	1,083	594	515
45	farms reporting	13,312	314	199	103	90

	ITEM (See definitions in Introduction)	Clearfield	Clinton	Columbia	Crawford	Cumberland
1	**Domestic animals on farms, Apr. 1, 1930** ... farms reporting	2,460	835	2,076	5,112	2,687
	Cattle and dairy products:					
2	Cattle on farms, Apr. 1, 1930, total ... number	14,539	7,991	13,558	61,670	26,745
3	farms reporting	2,284	754	1,974	4,905	2,348
4	Cows and heifers milked, 1929, total ... number	6,865	4,357	7,653	31,790	15,211
5	farms reporting	2,259	756	1,943	4,837	2,307
6	Of beef or dual-purpose breeding ... number	565	187	1,051	1,672	531
7	farms reporting	233	49	277	376	113
8	Cows and heifers milked daily, April, 1930 ... number	5,398	3,404	6,226	24,174	12,402
9	farms reporting	1,903	686	1,791	4,437	2,200
10	Daily production of milk, April, 1930 ... gallons	11,257	7,828	12,096	61,932	28,746
11	Milk produced,[1] 1929 ... gallons	3,512,935	2,596,578	3,901,480	18,739,128	9,748,188
12	Whole milk sold, 1929 ... gallons	1,258,458	1,897,736	2,732,959	15,533,314	8,752,788
13	farms reporting	599	390	1,177	3,564	1,880
14	Butter churned, 1929 ... pounds	495,461	152,657	217,705	360,670	180,790
15	farms reporting	1,812	395	809	1,257	417
16	Butter sold, 1929 ... pounds	259,768	111,014	143,817	247,838	151,624
17	farms reporting	1,001	260	554	723	311
18	Cream sold as butterfat, 1929 ... pounds	69,075	10,617	10,750	186,825	4,044
19	farms reporting	175	19	17	293	11
20	Cream sold *not* as butterfat, 1929 ... gallons	8,734	1,632	8,789	20,352	683
21	farms reporting	67	8	119	64	5
	Sheep and wool:					
22	Sheep and lambs on farms, Apr. 1, 1930, total ... number	1,560	716	748	17,411	18,757
23	farms reporting	77	33	35	702	765
24	Lambs born since Oct. 1, 1929 ... number	568	267	268	5,958	9,023
25	Rams and wethers born before Oct. 1, 1929 ... number	57	24	25	815	663
26	Yearling ewes born between Oct. 1, 1928, and Oct. 1, 1929 ... number	126	90	107	2,167	1,247
27	Ewes born before Oct. 1, 1928 ... number	809	335	348	8,471	7,824
28	Sheep and lambs shorn,[1] 1929 ... number	970	354	365	10,363	7,002
29	farms reporting	68	29	25	589	591
30	Wool shorn [1] (unwashed), 1929 ... pounds	5,656	2,303	2,134	67,268	55,620
	Goats and mohair:					
31	Goats and kids on farms, Apr. 1, 1930, total ... number	24	11	35	149	24
32	Angora goats and kids (all ages) ... number	2		12	27	7
33	Other goats and kids (all ages) ... number	22	11	23	122	17
34	Angora goats and kids clipped, 1929 ... number			2	7	
35	Mohair and kid hair clipped (unwashed), 1929 ... pounds			2	18	
36	**Asses and burros on farms, Apr. 1, 1930** ... number	1	2	3	4	5
	Bees and honey:					
37	Hives of bees owned, on farms or elsewhere, Apr. 1, 1930 ... number	2,460	444	2,882	2,713	1,812
38	farms reporting	363	79	259	457	230
39	Honey produced, 1929 ... pounds	49,316	9,820	105,113	86,460	33,410
40	**Turkeys raised, 1929** ... number	1,683	404	846	1,555	3,488
41	farms reporting	132	30	40	151	299
42	**Ducks raised, 1929** ... number	1,554	1,224	10,463	8,982	15,347
43	farms reporting	147	117	355	607	664
44	**Geese raised, 1929** ... number	431	354	1,313	1,099	3,807
45	farms reporting	73	58	157	188	485

[1] Including estimates for incomplete reports.

ON FARMS, 1930; AND LIVESTOCK PRODUCTS, 1929

products are shown in Table IV]

Bedford	Berks	Blair	Bradford	Bucks	Butler	Cambria	Cameron	Carbon	Centre	Chester	Clarion	
3,014	4,727	1,395	4,268	3,708	3,347	1,962	156	654	1,815	3,957	2,094	1
31,191	41,874	13,605	63,443	27,786	26,704	12,451	870	3,200	25,575	58,681	19,555	2
2,886	3,971	1,262	4,039	3,127	3,108	1,840	141	565	1,760	3,536	2,047	3
14,808	25,633	7,876	33,923	19,481	13,788	6,639	441	1,839	13,075	37,110	9,022	4
2,852	3,878	1,245	3,966	3,112	3,052	1,817	140	551	1,750	3,473	2,036	5
1,266	1,636	489	601	1,889	721	403	51	45	1,084	947	355	6
330	334	134	140	320	242	151	13	27	220	193	131	7
11,743	19,943	6,465	27,952	14,650	11,544	5,115	323	1,444	11,127	30,041	6,910	8
2,610	3,583	1,093	3,766	2,750	2,827	1,601	116	456	1,693	3,256	1,869	9
22,047	46,919	14,096	74,809	36,232	27,088	9,763	765	3,221	27,524	68,738	13,747	10
7,852,522	15,416,696	4,761,726	21,508,018	12,294,251	7,651,743	3,353,386	265,907	1,131,829	8,391,504	24,475,531	4,754,708	11
5,377,225	13,836,866	3,927,770	17,540,717	10,739,142	4,439,096	1,224,787	148,087	816,339	6,710,215	22,719,636	1,287,270	12
1,349	2,885	745	2,769	2,202	1,166	436	54	263	1,276	2,681	575	13
486,278	256,799	142,224	313,665	81,092	649,608	476,519	19,491	64,341	164,948	112,023	399,145	14
1,595	813	487	1,026	389	1,879	1,414	91	279	503	411	1,418	15
335,090	188,836	87,600	210,570	44,131	425,959	269,679	7,169	37,548	116,050	72,024	189,710	16
1,215	577	315	646	120	1,304	793	41	147	316	203	750	17
115,453	36,097	9,577	581,104	104,413	172,114	80,388	3,737	13	238,258	6,338	591,614	18
232	56	8	398	97	225	61	8	1	139	11	844	19
14,391	2,844	618	7,108	5,869	9,256	11,407	207	1,386	2,669	14,033	6,431	20
54	14	9	23	17	48	66	6	11	21	36	49	21
16,398	3,358	4,962	17,163	2,207	10,610	2,654	385	106	5,971	6,929	3,948	22
624	168	204	481	96	389	104	13	7	259	193	164	23
6,774	1,341	2,049	5,979	893	3,854	1,129	170	40	2,400	2,856	1,428	24
622	124	190	394	69	471	114	18	4	249	280	113	25
1,957	395	430	2,156	213	1,305	260	26	7	797	730	421	26
7,045	1,498	2,293	8,634	1,032	4,980	1,151	171	55	2,525	3,063	1,986	27
7,675	1,732	2,359	10,027	1,151	5,876	1,511	200	71	3,095	3,149	2,219	28
509	110	169	404	71	340	89	11	6	222	146	132	29
44,810	12,664	16,974	61,551	8,968	40,653	9,197	1,436	473	23,839	21,736	13,674	30
30	162	5	148	237	65	3	4	8	3	153	14	31
10	20	2	17	38	13	----	----	2	2	21	----	32
20	142	3	131	199	52	3	4	6	1	132	14	33
----	----	----	9	2	11	10	----	----	20	4	----	34
----	----	----	27	5	79	37	----	----	120	20	----	35
2	3	1	4	4	1	4	----	----	1	16	3	36
3,568	2,713	1,266	5,506	1,558	2,542	1,482	106	614	895	1,517	1,574	37
582	425	196	504	238	529	257	26	85	161	302	377	38
59,420	39,769	13,525	195,521	44,625	41,616	33,079	2,112	14,773	17,148	23,337	35,649	39
4,627	7,704	388	3,958	2,628	2,852	1,527	12	324	1,776	15,743	2,506	40
401	544	55	184	165	226	132	4	32	108	843	202	41
4,471	257,870	2,588	7,435	106,046	4,446	1,291	147	1,834	2,751	52,992	2,220	42
398	1,832	200	451	934	386	153	17	128	205	929	181	43
862	7,896	595	1,807	4,900	1,503	309	49	797	1,088	3,731	341	44
154	984	107	154	544	236	75	10	99	160	473	61	45

Dauphin	Delaware	Elk	Erie	Fayette	Forest	Franklin	Fulton	Greene	Huntingdon	Indiana	Jefferson	
2,114	525	721	4,267	2,945	316	3,308	1,161	2,572	1,672	2,929	2,272	1
19,821	6,931	5,475	48,138	18,575	2,020	34,822	9,116	20,292	16,925	22,055	14,874	2
1,862	423	690	3,834	2,677	302	3,068	1,093	2,403	1,536	2,803	2,159	3
10,768	4,064	2,519	24,652	8,965	883	19,129	4,240	7,479	8,401	11,239	7,702	4
1,834	410	682	3,736	2,622	293	2,997	1,084	2,337	1,525	2,785	2,142	5
385	169	388	959	1,065	181	629	135	1,530	1,065	723	678	6
123	26	125	217	349	68	154	38	555	279	247	250	7
8,593	3,328	2,129	19,003	6,865	628	15,858	3,164	5,517	6,438	8,864	6,215	8
1,688	383	610	3,353	2,273	227	2,883	963	2,015	1,401	2,518	1,924	9
19,289	8,275	4,414	44,064	13,767	1,223	32,946	5,560	10,892	12,362	17,669	12,413	10
6,414,991	2,601,397	1,343,374	14,241,509	4,698,839	494,406	10,835,866	2,010,947	3,299,489	4,359,178	5,897,114	4,191,247	11
4,918,049	2,256,486	521,888	10,268,267	2,184,787	97,467	9,618,426	1,176,378	735,498	3,225,663	2,819,508	1,494,858	12
1,127	245	215	1,848	1,026	69	2,461	484	328	800	959	621	13
240,737	27,926	137,458	589,309	462,671	75,801	161,154	153,761	438,650	201,753	653,607	583,652	14
527	75	476	1,524	1,813	270	655	664	1,870	759	1,983	1,667	15
200,345	17,596	73,509	426,663	235,125	34,831	109,302	84,543	214,985	116,869	379,649	345,938	16
387	32	260	847	1,027	166	348	439	1,081	528	1,291	1,151	17
95,904	228	46,749	265,750	45,948	35,086	26,277	60,817	320,026	42,368	198,445	179,961	18
148	2	66	361	87	58	47	119	759	70	327	249	19
1,824	9,346	4,957	26,624	4,799	443	10,899	118	15,362	1,001	6,845	9,481	20
10	14	29	87	44	17	25	4	73	13	50	48	21
1,411	810	220	5,287	8,018	658	22,131	6,194	121,772	8,728	10,187	2,718	22
89	38	17	249	211	19	835	236	1,480	306	366	88	23
564	380	65	1,556	2,846	234	10,667	2,905	10,725	3,836	3,651	1,029	24
96	23	10	287	218	32	619	170	40,903	272	459	117	25
90	86	13	621	831	72	1,713	623	15,002	860	1,234	238	26
661	321	132	2,823	4,123	320	9,132	2,496	55,142	3,760	4,843	1,334	27
618	595	158	3,687	5,337	353	9,277	2,783	115,299	4,127	5,902	1,417	28
54	22	15	197	171	18	686	213	1,863	265	314	66	29
4,598	4,143	880	23,869	34,466	2,112	70,833	18,899	923,388	27,478	35,834	9,084	30
40	20	1	120	56	----	76	31	138	10	70	21	31
7	14	----	30	11	----	39	15	120	----	9	4	32
33	6	1	90	45	----	37	16	18	10	61	17	33
----	----	----	----	----	----	29	----	94	----	6	----	34
----	----	----	----	----	----	114	----	370	----	12	----	35
1	3	----	6	4	----	12	5	2	4	11	1	36
1,470	255	394	2,579	2,530	299	2,380	1,548	2,689	1,668	2,768	1,819	37
165	51	61	320	438	42	328	258	455	276	522	312	38
23,588	2,924	10,034	87,635	24,060	3,655	37,052	16,301	23,106	27,062	60,046	46,819	39
1,860	1,702	14	253	2,139	65	4,993	3,731	3,616	3,819	3,407	1,063	40
214	90	8	26	268	2	420	266	265	283	265	132	41
10,209	3,299	479	9,272	2,348	34	8,908	1,015	1,980	2,493	2,086	1,728	42
541	107	47	548	287	6	491	108	225	261	229	175	43
2,343	530	201	1,699	566	19	3,431	294	585	352	309	185	44
316	64	17	231	129	3	409	60	101	86	62	37	45

County Table IX.—SPECIFIED CLASSES OF LIVESTOCK

[Other classes of livestock and live

	ITEM (See definitions in Introduction)		Juniata	Lackawanna	Lancaster	Lawrence	Lebanon
1	**Domestic animals on farms, Apr. 1, 1930**	farms reporting	1,245	1,317	8,109	2,028	1,933
	Cattle and dairy products:						
2	Cattle on farms, Apr. 1, 1930, total	number	11,178	15,922	79,495	21,295	20,401
3		farms reporting	1,177	1,232	6,898	1,916	1,695
4	Cows and heifers milked, 1929, total	number	5,792	8,854	41,105	11,402	11,050
5		farms reporting	1,148	1,214	6,694	1,897	1,645
6	Of beef or dual-purpose breeding	number	89	511	2,097	635	306
7		farms reporting	35	81	501	201	79
8	Cows and heifers milked daily, April, 1930	number	4,556	7,285	33,577	9,280	9,194
9		farms reporting	1,055	1,138	6,196	1,818	1,538
10	Daily production of milk, April, 1930	gallons	10,972	17,116	78,189	18,946	24,726
11	Milk produced,[1] 1929	gallons	3,513,739	5,386,942	26,517,097	6,403,319	6,974,697
12	Whole milk sold, 1929	gallons	3,066,654	4,784,722	22,541,060	3,888,533	6,341,297
13		farms reporting	813	890	4,631	969	1,328
14	Butter churned, 1929	pounds	69,217	90,713	841,511	263,464	107,005
15		farms reporting	386	299	2,194	704	316
16	Butter sold, 1929	pounds	37,848	58,748	660,704	188,640	82,770
17		farms reporting	251	171	1,797	429	208
18	Cream sold as butterfat, 1929	pounds	----	5,492	9,313	355,037	----
19		farms reporting	----	6	12	273	----
20	Cream sold *not* as butterfat, 1929	gallons	4	3,664	12,088	8,362	1,507
21		farms reporting	1	11	40	48	8
	Sheep and wool:						
22	Sheep and lambs on farms, Apr. 1, 1930, total	number	2,708	640	9,642	7,349	2,112
23		farms reporting	120	30	587	240	128
24	Lambs born since Oct. 1, 1929	number	1,128	230	4,059	2,168	764
25	Rams and wethers born before Oct. 1, 1929	number	54	11	401	328	92
26	Yearling ewes born between Oct. 1, 1928, and Oct. 1, 1929	number	197	42	881	902	250
27	Ewes born before Oct. 1, 1928	number	1,329	357	4,301	3,951	1,006
28	Sheep and lambs shorn,[1] 1929	number	1,135	392	4,316	5,513	1,080
29		farms reporting	98	25	409	213	98
30	Wool shorn [1] (unwashed), 1929	pounds	8,097	2,790	33,004	39,553	8,329
	Goats and mohair:						
31	Goats and kids on farms, Apr. 1, 1930, total	number	19	17	181	40	89
32	Angora goats and kids (all ages)	number	8	1	27	3	61
33	Other goats and kids (all ages)	number	11	16	154	37	28
34	Angora goats and kids clipped, 1929	number	----	----	----	6	----
35	Mohair and kid hair clipped (unwashed), 1929	pounds	----	----	----	28	----
36	**Asses and burros on farms, Apr. 1, 1930**	number	7	----	14	----	9
	Bees and honey:						
37	Hives of bees owned, on farms or elsewhere, Apr. 1, 1930	number	930	945	3,533	1,166	1,108
38		farms reporting	144	101	583	308	131
39	Honey produced, 1929	pounds	15,325	16,078	104,553	22,859	28,833
40	**Turkeys raised, 1929**	number	1,759	1,272	7,153	2,015	1,773
41		farms reporting	159	56	722	160	184
42	**Ducks raised, 1929**	number	2,698	5,682	148,248	4,383	20,694
43		farms reporting	171	204	1,724	331	804
44	**Geese raised, 1929**	number	555	569	7,542	1,001	2,462
45		farms reporting	74	90	907	154	345

	ITEM (See definitions in Introduction)		Philadelphia	Pike	Potter	Schuylkill	Snyder
1	**Domestic animals on farms, Apr. 1, 1930**	farms reporting	175	480	1,468	2,249	1,483
	Cattle and dairy products:						
2	Cattle on farms, Apr. 1, 1930, total	number	842	2,879	19,876	12,778	12,457
3		farms reporting	107	454	1,379	1,986	1,375
4	Cows and heifers milked, 1929, total	number	537	1,420	9,410	6,621	6,602
5		farms reporting	107	455	1,361	1,923	1,352
6	Of beef or dual-purpose breeding	number	25	16	328	425	475
7		farms reporting	12	11	75	163	121
8	Cows and heifers milked daily, April, 1930	number	450	1,025	7,661	5,530	5,310
9		farms reporting	91	363	1,260	1,740	1,294
10	Daily production of milk, April, 1930	gallons	1,119	2,329	19,530	11,689	10,192
11	Milk produced,[1] 1929	gallons	337,293	782,721	5,712,770	3,692,528	3,357,706
12	Whole milk sold, 1929	gallons	278,295	400,107	4,586,384	2,042,313	2,612,890
13		farms reporting	33	194	934	785	910
14	Butter churned, 1929	pounds	6,902	67,946	153,138	370,077	163,371
15		farms reporting	36	304	663	1,256	492
16	Butter sold, 1929	pounds	1,940	29,132	84,452	251,897	125,188
17		farms reporting	8	128	383	794	416
18	Cream sold as butterfat, 1929	pounds	----	1,000	40,094	2,052	3,147
19		farms reporting	----	1	59	18	8
20	Cream sold *not* as butterfat, 1929	gallons	713	373	565	9,139	848
21		farms reporting	1	8	8	139	13
	Sheep and wool:						
22	Sheep and lambs on farms, Apr. 1, 1930, total	number	273	283	8,694	385	1,053
23		farms reporting	7	13	199	54	86
24	Lambs born since Oct. 1, 1929	number	108	92	3,584	120	386
25	Rams and wethers born before Oct. 1, 1929	number	12	11	267	17	63
26	Yearling ewes born between Oct. 1, 1928, and Oct. 1, 1929	number	7	37	965	27	130
27	Ewes born before Oct. 1, 1928	number	146	143	3,878	221	474
28	Sheep and lambs shorn,[1] 1929	number	126	197	4,894	176	450
29		farms reporting	5	10	169	32	65
30	Wool shorn [1] (unwashed), 1929	pounds	659	1,103	30,748	1,347	3,261
	Goats and mohair:						
31	Goats and kids on farms, Apr. 1, 1930, total	number	6	87	48	48	14
32	Angora goats and kids (all ages)	number	----	14	1	4	12
33	Other goats and kids (all ages)	number	6	73	47	44	2
34	Angora goats and kids clipped, 1929	number	----	6	----	----	----
35	Mohair and kid hair clipped (unwashed), 1929	pounds	----	48	----	----	----
36	**Asses and burros on farms, Apr. 1, 1930**	number	----	----	----	----	8
	Bees and honey:						
37	Hives of bees owned, on farms or elsewhere, Apr. 1, 1930	number	22	152	1,357	1,081	997
38		farms reporting	6	31	142	144	194
39	Honey produced, 1929	pounds	116	1,682	43,337	23,724	15,106
40	**Turkeys raised, 1929**	number	134	61	783	3,220	1,268
41		farms reporting	9	11	74	241	137
42	**Ducks raised, 1929**	number	839	450	2,038	19,686	5,020
43		farms reporting	31	36	167	524	286
44	**Geese raised, 1929**	number	246	127	317	2,849	1,631
45		farms reporting	18	24	54	364	168

[1] Including estimates for incomplete reports.

ON FARMS, 1930; AND LIVESTOCK PRODUCTS, 1929—Continued

stock products are shown in Table IV]

Lehigh	Luzerne	Lycoming	McKean	Mercer	Mifflin	Monroe	Montgomery	Montour	Northampton	Northumberland	Perry	
2,105	2,114	2,538	974	3,700	1,046	1,208	2,715	651	2,385	1,968	1,719	1
11,972	13,458	25,587	10,752	39,616	12,053	7,198	21,948	5,785	16,681	15,710	13,879	2
1,736	1,989	2,405	930	3,566	1,000	1,130	2,195	600	2,083	1,821	1,596	3
7,070	7,708	14,130	5,363	20,004	6,429	4,125	15,507	3,435	10,548	8,455	7,035	4
1,702	1,958	2,365	920	3,521	1,003	1,134	2,168	599	2,039	1,799	1,580	5
720	925	487	707	1,474	593	243	1,619	56	368	322	339	6
222	222	141	125	381	122	87	266	19	112	106	108	7
5,768	6,111	10,952	4,374	15,678	4,907	3,036	12,513	2,706	8,773	6,936	5,631	8
1,604	1,718	2,210	835	3,223	915	988	2,024	547	1,842	1,653	1,431	9
13,890	12,855	25,074	11,089	32,777	10,537	6,662	34,359	5,874	20,273	14,361	11,520	10
4,161,511	4,245,987	8,498,808	3,327,168	11,519,802	3,749,062	2,157,552	10,089,374	2,061,827	6,665,066	4,508,251	3,912,827	11
3,370,665	2,961,209	6,261,040	2,446,721	7,623,828	2,924,979	1,443,331	9,159,098	1,724,911	5,663,633	3,294,187	3,014,956	12
1,153	1,010	1,420	562	1,541	687	638	1,644	459	1,457	998	895	13
138,841	232,131	477,267	101,225	559,836	160,107	143,505	46,154	63,025	98,326	286,567	169,018	14
509	903	1,076	418	1,753	447	575	156	149	321	837	721	15
87,121	126,028	355,963	56,130	357,067	117,256	76,921	27,981	47,636	72,094	215,648	111,089	16
331	450	773	180	927	298	361	43	103	193	649	512	17
1,838	9,047	34,186	36,074	529,050	28,456	1,930	6,210	1,280	75,695	16,545	5,158	18
5	13	49	70	768	46	4	11	4	78	30	13	19
2,032	5,309	9,833	8,295	26,193	2,966	700	4,609	10	1,783	4,203	858	20
17	38	47	34	112	22	22	19	1	13	37	9	21
2,442	1,608	3,232	4,354	21,744	5,152	1,063	2,206	348	2,251	1,483	4,017	22
38	47	147	98	741	288	35	77	15	90	101	148	23
836	507	1,323	1,573	7,176	2,408	434	890	162	871	628	1,650	24
107	39	122	156	1,045	137	28	57	12	92	98	102	25
327	202	367	530	2,404	363	93	146	13	321	157	470	26
1,172	860	1,420	2,095	11,119	2,244	508	1,113	161	967	600	1,795	27
1,466	779	1,526	2,467	13,956	2,324	592	1,044	151	1,008	683	1,860	28
18	39	115	86	639	229	31	53	12	63	74	123	29
10,005	4,465	9,957	14,095	93,340	16,697	3,436	7,456	1,112	6,796	4,715	13,117	30
86	56	147	36	71	15	18	123	8	81	14	5	31
5	14	5	----------	26	4	1	27	1	19	7	----------	32
81	42	142	36	45	11	17	96	7	62	7	5	33
----------	20	4	----------	----------	----------	----------	----------	----------	1	----------	----------	34
----------	51	4	----------	----------	----------	----------	----------	----------	3	----------	----------	35
----------	20	2	----------	4	3	6	7	----------	1	3	5	36
1,735	1,348	1,344	543	2,149	629	1,218	1,477	296	1,548	1,496	1,521	37
186	196	216	83	424	119	143	195	67	224	198	260	38
53,513	27,718	29,933	10,917	59,853	14,181	37,404	22,937	7,936	31,660	44,000	26,562	39
2,425	754	1,022	296	3,704	792	1,327	1,691	258	756	2,063	3,316	40
158	55	108	26	321	95	105	195	17	100	105	228	41
10,853	7,029	6,100	932	7,094	4,775	6,158	26,883	4,388	8,612	7,112	5,103	42
572	349	341	78	517	230	169	720	117	526	407	315	43
3,295	1,199	1,234	450	1,998	1,028	703	5,457	770	2,490	2,075	1,628	44
355	214	188	50	257	163	99	501	77	385	252	173	45

Somerset	Sullivan	Susquehanna	Tioga	Union	Venango	Warren	Washington	Wayne	Westmoreland	Wyoming	York	
3,184	672	2,934	2,904	1,091	1,679	1,832	3,821	2,625	4,130	1,242	6,908	1
39,010	7,698	54,550	46,916	11,593	13,619	21,478	42,749	40,107	37,767	15,050	49,332	2
3,068	653	2,826	2,780	1,033	1,613	1,742	3,559	2,532	3,873	1,177	5,863	3
17,293	3,705	38,786	25,136	6,613	7,135	11,054	21,313	22,131	19,556	8,810	26,224	4
3,060	642	2,751	2,758	1,027	1,587	1,727	3,475	2,499	3,801	1,156	5,785	5
2,535	356	329	379	655	459	627	1,938	260	1,626	531	1,977	6
573	82	81	88	132	127	137	446	91	451	100	412	7
13,386	2,768	24,388	19,881	5,396	5,536	8,644	17,315	18,645	15,398	7,243	21,698	8
2,768	572	2,662	2,625	977	1,419	1,565	3,217	2,373	3,493	1,080	5,191	9
29,754	6,803	64,159	53,969	12,946	11,419	20,954	37,155	47,465	32,931	17,832	46,415	10
9,753,338	2,150,209	19,099,821	15,879,899	4,330,576	3,775,027	7,027,599	11,885,347	14,881,565	10,775,841	5,786,653	15,079,805	11
5,661,200	1,607,246	17,016,991	13,837,334	3,907,773	1,909,132	4,121,684	8,586,693	13,239,512	7,831,745	5,144,793	10,796,285	12
1,394	375	2,244	2,174	863	545	820	1,741	1,903	1,986	891	2,833	13
633,777	72,379	132,834	226,917	53,106	367,059	242,237	553,410	211,693	619,778	73,126	1,073,944	14
1,833	302	427	703	212	1,073	700	1,618	640	1,905	265	2,980	15
398,656	35,211	92,060	148,861	39,843	222,659	161,407	371,273	143,920	399,127	40,352	828,605	16
1,128	145	272	425	154	678	340	1,034	399	1,197	145	2,525	17
332,859	30,689	209,292	115,529	4,762	118,635	450,145	178,205	7,232	53,877	2,811	5,789	18
458	66	139	106	15	193	376	270	11	100	14	11	19
26,082	2,243	15,223	2,316	7,673	8,705	17,379	17,432	2,065	15,494	753	18,993	20
175	11	21	19	24	36	52	70	23	77	8	58	21
9,746	4,701	10,769	16,072	623	6,894	3,656	106,595	4,170	7,982	2,998	6,044	22
347	130	305	422	46	231	140	1,326	135	325	88	290	23
3,859	1,991	4,022	5,237	270	2,332	1,357	17,090	1,668	3,300	1,150	2,234	24
369	90	419	652	16	245	118	26,425	164	353	110	203	25
1,324	581	1,145	2,059	63	805	391	14,351	480	971	351	431	26
4,194	2,039	5,183	8,124	274	3,512	1,790	48,729	1,858	3,358	1,387	3,176	27
5,015	2,570	6,172	10,013	349	4,523	2,025	92,393	2,157	5,014	1,696	3,055	28
282	125	264	363	26	197	117	1,183	111	258	74	225	29
30,639	15,166	36,359	64,289	2,383	29,396	12,478	740,708	13,962	31,164	10,619	19,993	30
72	----------	43	30	8	49	85	44	19	94	11	101	31
23	----------	23	8	4	16	39	15	5	37	5	47	32
49	----------	20	22	4	33	46	29	14	57	6	54	33
8	----------	20	----------	----------	20	----------	----------	----------	----------	----------	8	34
20	----------	60	----------	----------	79	----------	----------	----------	----------	----------	60	35
4	1	2	3	4	2	2	12	3	4	1	23	36
3,053	641	1,859	2,248	421	1,318	923	2,752	1,365	3,197	1,646	3,069	37
501	80	275	239	55	238	150	515	128	592	184	532	38
67,538	17,861	36,674	88,006	11,244	31,381	27,700	36,677	30,292	44,557	32,799	39,440	39
11,700	1,668	7,355	1,674	741	1,471	1,079	4,886	1,053	5,295	1,039	11,052	40
510	90	336	102	54	123	39	473	118	477	64	583	41
2,903	1,666	6,345	2,668	2,686	1,612	2,342	8,840	3,362	6,088	3,006	22,910	42
280	90	409	235	183	158	149	696	308	541	194	1,067	43
444	329	1,200	314	916	387	333	2,000	918	1,305	657	6,547	44
76	42	152	64	135	66	57	334	117	270	90	758	45

COUNTY TABLE X.—VALUE OF CROPS, 1929; VALUE OF LIVE

	ITEM (See definitions in Introduction)	THE STATE	Adams	Allegheny	Armstrong	Beaver
	VALUE OF CROPS, 1929	*Dollars*	*Dollars*	*Dollars*	*Dollars*	*Dollars*
1	**Field and orchard crops, vegetables, and farm gardens, total value**	197,341,119	4,721,220	2,973,034	2,074,214	1,427,442
2	Cereals	74,015,179	1,911,947	615,048	929,589	453,033
3	Other grains and seeds	359,446	13,662	5,705	8,122	490
4	Hay and forage	51,783,972	938,377	600,863	585,393	433,656
5	Vegetables (including *all* potatoes and sweetpotatoes)	42,014,471	338,588	1,076,339	333,921	223,841
6	Fruits and nuts	14,403,952	1,396,132	450,409	65,767	226,767
7	All other field crops	6,384,199	231	28	39	----------
8	Farm garden vegetables (excluding potatoes and sweetpotatoes) grown for home use only	8,379,900	122,283	224,642	151,383	89,655
	Receipts from sales of nursery, greenhouse, and hothouse products, etc.:					
9	Trees, plants, vines, flower and vegetable seeds, bulbs, etc	3,756,056	13,627	366,556	3,121	51,520
10	Flowers, plants, and vegetables grown under glass, and flowers grown in the open	10,202,390	3,160	1,181,017	16,240	46,178
11	**Value of forest products, cut on farms, for home use and for sale**	7,679,546	116,037	20,625	42,165	16,691
	VALUE OF LIVESTOCK ON FARMS, APRIL 1, 1930					
12	**Domestic animals, chickens, and bees, total value**	177,710,155	3,349,406	2,156,916	2,136,378	1,542,865
13	Domestic animals, total value	160,582,990	2,867,207	1,850,191	1,920,362	1,461,399
14	Horses and colts	35,951,249	684,834	484,611	619,361	373,746
15	Mules and mule colts	6,524,475	359,349	25,093	27,377	12,052
16	Asses and burros	21,360	240	160	720	----------
17	Cattle	104,826,582	1,520,896	1,207,928	1,084,512	914,936
18	Swine	8,531,177	237,824	102,496	133,449	57,687
19	Sheep and lambs	4,706,053	63,623	29,455	54,731	42,077
20	Goats and kids	22,094	441	448	212	901
21	Chickens	16,570,310	471,214	299,726	204,434	135,538
22	Bees	556,855	10,985	6,999	11,582	5,928
	VALUE OF LIVESTOCK PRODUCTS, 1929					
	Dairy products sold and butter churned:					
23	Butter, cream, and whole milk sold, total value	100,964,391	1,196,820	1,435,912	757,925	846,791
24	Butter sold	5,494,997	73,305	96,395	138,895	67,912
25	Cream sold as butterfat	3,054,274	6,177	2,489	40,156	5,568
26	Cream sold *not* as butterfat	844,405	877	14,890	3,602	20,575
27	Whole milk sold	91,570,715	1,116,461	1,322,138	575,273	752,736
28	Butter churned	8,432,076	108,327	150,696	238,843	99,481
29	**Wool shorn (unwashed)**	1,054,563	7,318	5,983	9,641	14,896
30	**Mohair and kid hair clipped (unwashed)**	524	60	----------	----------	----------
31	**Poultry raised, total value**	31,893,134	716,464	562,571	325,725	268,186
32	Chickens	29,585,419	672,882	547,838	309,373	261,306
33	Turkeys	782,043	25,040	2,438	11,429	2,167
34	Ducks	1,258,641	11,382	9,696	3,468	3,451
35	Geese	267,031	7,160	2,599	1,455	1,262
	Chicken products:					
36	Chicken eggs produced	42,862,171	1,086,093	786,600	527,501	389,978
37	Chicken eggs sold	34,888,125	957,461	592,551	411,301	267,023
38	Chickens sold	15,952,825	377,290	260,425	174,203	121,488
39	**Honey produced**	497,145	7,814	2,810	7,517	1,932

	ITEM (See definitions in Introduction)	Clearfield	Clinton	Columbia	Crawford	Cumberland
	VALUE OF CROPS, 1929	*Dollars*	*Dollars*	*Dollars*	*Dollars*	*Dollars*
1	**Field and orchard crops, vegetables, and farm gardens, total value**	1,965,668	1,062,605	3,314,531	3,869,384	4,211,139
2	Cereals	691,172	479,375	1,546,179	933,430	2,207,885
3	Other grains and seeds	2,888	2,271	1,615	12,311	4,898
4	Hay and forage	526,394	237,033	441,095	1,762,251	1,009,922
5	Vegetables (including *all* potatoes and sweetpotatoes)	535,563	213,972	1,011,975	887,961	566,608
6	Fruits and nuts	53,352	49,329	232,641	43,890	320,595
7	All other field crops	520	27,168	637	32,023	----------
8	Farm garden vegetables (excluding potatoes and sweetpotatoes) grown for home use only	155,779	53,457	80,389	197,518	101,231
	Receipts from sales of nursery, greenhouse, and hothouse products, etc.:					
9	Trees, plants, vines, flower and vegetable seeds, bulbs, etc	4,297	125	600	45,821	24,220
10	Flowers, plants, and vegetables grown under glass, and flowers grown in the open	29,325	9,230	13,318	69,882	82,752
11	**Value of forest products, cut on farms, for home use and for sale**	80,205	55,037	98,877	556,077	46,200
	VALUE OF LIVESTOCK ON FARMS, APRIL 1, 1930					
12	**Domestic animals, chickens, and bees, total value**	1,503,930	856,844	1,890,069	5,627,847	3,698,464
13	Domestic animals, total value	1,367,234	796,911	1,682,614	5,295,915	3,417,037
14	Horses and colts	371,406	216,090	514,342	1,205,600	678,638
15	Mules and mule colts	35,928	14,736	63,144	30,329	335,685
16	Asses and burros	80	160	240	320	400
17	Cattle	867,285	502,062	915,310	3,806,855	1,921,002
18	Swine	80,135	58,044	182,360	124,721	302,880
19	Sheep and lambs	12,260	5,751	6,986	127,118	178,303
20	Goats and kids	140	68	232	972	129
21	Chickens	124,396	57,624	192,324	317,010	272,367
22	Bees	12,300	2,309	15,131	14,922	9,060
	VALUE OF LIVESTOCK PRODUCTS, 1929					
	Dairy products sold and butter churned:					
23	Butter, cream, and whole milk sold, total value	504,843	572,330	777,995	3,971,064	2,172,036
24	Butter sold	119,493	52,177	71,909	118,962	68,231
25	Cream sold as butterfat	32,465	4,990	5,268	91,544	1,941
26	Cream sold *not* as butterfat	13,101	2,774	17,578	32,563	1,195
27	Whole milk sold	339,784	512,389	683,240	3,727,995	2,100,669
28	Butter churned	227,912	71,749	108,863	173,122	81,356
29	**Wool shorn (unwashed)**	2,093	783	832	24,889	20,023
30	**Mohair and kid hair clipped (unwashed)**	----------	----------	1	7	----------
31	**Poultry raised, total value**	208,030	117,833	434,169	523,626	593,930
32	Chickens	197,387	113,601	412,790	502,428	550,555
33	Turkeys	7,574	1,677	3,892	6,609	15,173
34	Ducks	1,927	1,652	13,811	11,677	18,570
35	Geese	1,142	903	3,676	2,912	9,632
	Chicken products:					
36	Chicken eggs produced	321,305	156,792	503,279	884,495	702,651
37	Chicken eggs sold	200,819	112,431	406,371	650,821	572,340
38	Chickens sold	94,111	66,590	243,395	271,573	314,765
39	**Honey produced**	10,850	2,160	21,023	19,021	7,350

STOCK, 1930; AND VALUE OF LIVESTOCK PRODUCTS, 1929

Bedford	Berks	Blair	Bradford	Bucks	Butler	Cambria	Cameron	Carbon	Centre	Chester	Clarion	
Dollars	*Dollars*	*Dollars*	*Dollars*	*Dollars*	*Dollars*	*Dollars*	*Dollars*	*Dollars*	*Dollars*	*Dollars*	*Dollars*	
3,040,707	7,580,281	1,978,099	3,544,528	5,529,864	3,197,699	2,243,877	85,956	1,041,541	2,816,503	6,713,496	2,028,889	1
1,410,657	3,475,454	724,298	722,877	1,982,300	1,225,084	634,531	11,895	257,132	1,545,045	2,830,776	1,037,360	2
21,901	1,987	2,181	6,252	2,435	7,077	2,464	96	1,108	11,884	10,167	7,894	3
790,085	1,549,417	479,764	2,048,509	1,163,522	919,714	550,158	32,223	193,843	618,065	2,062,910	647,122	4
441,803	1,438,067	367,961	466,285	1,871,927	785,822	834,866	25,157	425,506	433,591	1,199,661	225,082	5
250,499	839,230	320,118	122,466	292,838	56,791	47,635	2,023	117,844	123,827	260,373	11,511	6
5,235	10,454	43	23,747	4	454	218	35			102,009	685	7
120,527	265,672	83,724	154,392	216,838	202,757	174,005	14,527	46,108	84,091	247,600	99,235	8
98	17,975	70,635	677	407,610	8,031	27,022	470	9,571	5,168	349,483	1,105	9
240	162,507	58,509	55,234	528,250	106,705	174,417	105	3,960	11,224	2,262,300	3,064	10
251,524	133,344	53,996	500,750	99,915	55,220	58,284	14,551	23,195	85,799	150,291	58,992	11
3,126,768	6,162,319	1,534,922	5,980,432	4,528,724	3,143,571	1,469,986	88,840	496,515	2,787,051	6,751,197	2,076,492	12
2,896,480	5,345,129	1,415,316	5,437,329	3,682,352	2,822,210	1,327,690	79,021	422,937	2,607,723	6,260,601	1,932,838	13
571,570	1,101,212	317,915	1,085,778	901,415	803,566	417,980	23,736	139,247	567,436	1,103,593	583,147	14
73,618	405,078	38,812	23,317	45,691	25,178	27,393	600	14,675	50,250	153,065	18,386	15
160	240	80	320	320	80	320			80	1,280	240	16
1,916,889	3,423,837	926,760	4,120,960	2,498,858	1,777,627	776,186	49,929	242,044	1,722,526	4,757,978	1,180,560	17
206,884	383,468	89,979	58,633	214,031	140,454	84,601	1,589	25,938	216,782	179,515	120,120	18
127,205	30,440	41,739	147,373	20,683	74,913	21,194	3,142	981	50,628	64,414	30,298	19
154	854	31	948	1,354	392	16	25	52	21	756	87	20
213,875	803,354	113,276	512,820	838,582	308,905	135,479	9,289	70,508	175,032	483,314	135,941	21
16,413	13,836	6,330	30,283	7,790	12,456	6,817	530	3,070	4,296	7,282	7,713	22
1,672,074	3,711,146	1,028,732	4,428,585	3,097,554	1,397,730	499,905	47,003	232,814	1,716,527	6,888,113	706,414	23
144,089	88,753	41,172	101,074	22,507	187,422	124,052	3,441	17,648	54,544	36,012	77,781	24
53,108	18,409	4,597	278,930	54,295	84,336	38,586	1,756	7	114,364	3,232	283,975	25
23,026	6,399	1,020	14,216	13,792	16,198	18,822	342	2,911	4,270	32,978	9,968	26
1,451,851	3,597,585	981,943	4,034,365	3,006,960	1,109,774	318,445	41,464	212,248	1,543,349	6,815,891	334,690	27
209,100	120,696	66,845	150,559	41,357	285,828	219,199	9,356	30,240	77,526	56,012	163,649	28
16,580	4,306	6,790	24,620	3,139	15,448	3,679	517	166	8,820	8,042	5,470	29
			11	2	32	15			48	8		30
379,057	1,744,121	208,519	856,217	1,725,506	502,015	241,543	18,192	161,633	281,850	1,077,781	254,578	31
351,534	1,312,681	202,070	825,782	1,551,215	481,326	232,253	17,818	154,827	267,625	922,337	240,947	32
20,359	36,209	1,804	15,832	12,352	11,551	6,872	49	1,588	7,903	74,779	10,149	33
5,052	373,912	3,157	9,814	148,464	5,380	1,652	197	2,843	3,439	70,479	2,664	34
2,112	21,319	1,488	4,789	13,475	3,758	766	128	2,375	2,883	10,186	818	35
435,939	1,867,997	249,369	1,476,944	2,144,682	742,573	372,537	31,128	197,426	428,773	1,115,033	372,251	36
338,492	1,614,488	173,982	1,291,475	1,886,597	572,931	249,196	21,110	150,716	340,774	898,957	268,046	37
188,924	705,512	99,060	473,725	932,661	254,844	102,892	9,683	70,938	131,297	501,567	131,546	38
13,072	7,954	2,976	31,283	10,710	9,572	6,947	422	3,250	3,773	5,134	7,843	39

Dauphin	Delaware	Elk	Erie	Fayette	Forest	Franklin	Fulton	Greene	Huntingdon	Indiana	Jefferson	
Dollars	*Dollars*	*Dollars*	*Dollars*	*Dollars*	*Dollars*	*Dollars*	*Dollars*	*Dollars*	*Dollars*	*Dollars*	*Dollars*	
3,576,894	872,198	507,763	4,994,231	2,367,032	178,386	5,922,935	1,136,484	1,731,382	1,971,953	2,832,834	1,979,433	1
1,826,081	228,014	98,878	715,306	874,248	57,388	2,861,202	544,771	706,067	912,170	1,299,968	772,267	2
1,965	603	176	6,363	3,385	54	15,957	39,393	649	4,410	9,836	6,326	3
832,593	238,429	200,969	1,534,150	698,811	60,713	1,214,898	221,964	658,022	549,170	794,060	580,591	4
586,190	265,440	170,992	1,417,569	415,583	43,099	631,831	103,899	114,891	268,430	501,665	466,321	5
199,455	101,679	7,248	1,145,416	99,483	628	1,060,371	164,900	94,303	143,595	58,751	27,536	6
11,707	5	83	35,553	796	4	23	27	469	89	345	340	7
118,903	38,028	29,417	139,874	274,726	16,500	138,653	61,530	156,981	94,089	168,209	126,052	8
24,627	341,410	438	97,039	1,704	105	81,000	26	2,515	587	52	3,555	9
31,604	761,095	42,116	375,206	78,737	3,215	56,714		672	2,970	22,890	119,529	10
43,137	20,031	21,492	277,582	84,405	23,274	85,114	143,731	86,313	124,651	95,386	35,932	11
2,577,123	930,329	510,949	4,607,296	2,047,757	201,592	4,553,452	1,127,729	2,884,180	1,940,592	2,549,949	1,614,770	12
2,322,901	858,008	470,218	4,292,395	1,846,966	187,823	4,183,461	995,828	2,742,127	1,814,467	2,305,060	1,471,954	13
462,515	135,347	118,836	1,015,771	494,418	63,326	1,064,234	251,424	506,249	395,816	696,121	459,173	14
214,880	8,962	7,930	17,264	20,176	1,573	185,845	47,504	17,991	105,491	60,887	34,772	15
80	240		480	320		960	400	160	320	880	80	16
1,399,607	592,330	325,207	3,101,610	1,160,769	109,814	2,420,480	567,141	1,150,828	1,113,880	1,327,320	865,337	17
232,483	113,614	16,459	116,616	112,925	8,227	314,483	78,235	138,746	126,128	139,245	91,735	18
13,112	7,405	1,780	39,856	58,078	4,883	197,055	50,960	927,407	72,780	80,192	20,722	19
224	110	6	798	280		404	164	746	52	415	135	20
246,872	71,008	38,564	300,974	188,141	12,274	359,043	125,322	129,011	118,452	231,326	133,266	21
7,350	1,313	2,167	13,927	12,650	1,495	10,948	6,579	13,042	7,673	13,563	9,550	22
1,273,854	685,728	192,500	2,847,323	707,554	57,591	2,484,126	367,463	477,811	880,522	914,488	605,137	23
94,162	8,798	32,344	204,798	108,158	15,674	49,186	34,663	90,294	52,591	159,453	145,294	24
45,075	119	21,505	130,218	23,433	16,841	12,350	26,759	150,412	19,913	95,254	86,381	25
3,466	22,430	8,179	47,923	7,918	709	17,983	183	23,811	1,602	11,294	14,696	26
1,131,151	654,381	130,472	2,464,384	568,045	24,367	2,404,607	305,858	213,294	806,416	648,487	358,706	27
113,146	13,963	60,482	282,868	212,829	34,110	72,519	63,042	184,233	90,789	274,515	245,134	28
1,701	1,491	343	8,832	12,063	845	26,917	6,615	313,952	10,442	14,334	3,634	29
						46		148		5		30
525,011	141,250	71,295	593,945	401,696	23,258	725,933	175,900	290,225	229,587	355,114	224,379	31
497,160	127,179	70,073	576,112	388,422	22,888	686,454	157,817	271,483	208,486	337,499	217,325	32
8,370	8,170	57	1,101	9,305	276	21,720	16,230	15,187	17,186	14,309	4,411	33
13,272	4,454	642	12,332	2,724	45	9,799	1,147	2,297	3,017	2,524	2,195	34
6,209	1,447	523	4,400	1,245	49	7,960	706	1,258	898	782	448	35
662,433	174,250	116,528	786,634	505,935	38,817	925,012	282,640	318,232	276,751	547,584	311,131	36
560,128	130,939	76,922	577,122	321,971	26,908	794,995	248,820	239,348	201,924	424,395	217,702	37
261,472	61,224	27,351	333,009	169,029	10,074	374,622	95,523	135,211	116,921	196,006	111,690	38
5,425	702	2,107	17,527	6,015	804	7,410	3,586	6,008	5,954	13,811	9,832	39

COUNTY TABLE X.—VALUE OF CROPS, 1929; VALUE OF LIVESTOCK,

	ITEM (See definitions in Introduction)	Juniata	Lackawanna	Lancaster	Lawrence	Lebanon
	VALUE OF CROPS, 1929	*Dollars*	*Dollars*	*Dollars*	*Dollars*	*Dollars*
1	**Field and orchard crops, vegetables, and farm gardens, total value**	1,476,706	1,493,927	19,657,599	1,728,630	3,766,998
2	Cereals	840,120	83,338	7,017,912	626,617	1,862,401
3	Other grains and seeds	4,003	1,230	25,274	5,661	228
4	Hay and forage	339,784	614,959	2,872,616	616,850	784,998
5	Vegetables (including *all* potatoes and sweetpotatoes)	176,062	579,616	2,897,061	282,774	794,968
6	Fruits and nuts	62,423	144,833	597,866	130,317	221,615
7	All other field crops	1,066	1,706	5,622,799	214	28,848
8	Farm garden vegetables (excluding potatoes and sweetpotatoes) grown for home use only	53,248	68,245	624,071	66,197	73,940
	Receipts from sales of nursery, greenhouse, and hothouse products, etc.:					
9	Trees, plants, vines, flower and vegetable seeds, bulbs, etc.	----------	34,494	142,671	5,616	1,923
10	Flowers, plants, and vegetables grown under glass, and flowers grown in the open	----------	228,744	545,098	62,019	30,984
11	**Value of forest products, cut on farms, for home use and for sale**	88,325	55,650	147,504	36,494	42,128
	VALUE OF LIVESTOCK ON FARMS, APRIL 1, 1930					
12	**Domestic animals, chickens, and bees, total value**	1,529,414	1,671,542	11,638,877	2,123,849	2,675,845
13	Domestic animals, total value	1,337,398	1,539,748	10,275,290	1,958,428	2,395,876
14	Horses and colts	304,080	279,018	1,853,383	438,094	375,944
15	Mules and mule colts	128,135	13,705	1,305,385	15,548	271,557
16	Asses and burros	560	----------	1,120	----------	720
17	Cattle	793,247	1,212,015	6,590,548	1,380,596	1,572,353
18	Swine	87,930	29,151	431,948	74,115	154,672
19	Sheep and lambs	23,330	5,752	92,010	49,842	20,129
20	Goats and kids	116	107	896	233	500
21	Chickens	187,691	126,691	1,345,215	159,766	274,596
22	Bees	4,325	5,103	18,372	5,655	5,374
	VALUE OF LIVESTOCK PRODUCTS, 1929					
	Dairy products sold and butter churned:					
23	Butter, cream, and whole milk sold, total value	722,369	1,235,298	6,201,249	1,256,078	1,690,804
24	Butter sold	17,032	28,787	310,531	88,661	38,902
25	Cream sold as butterfat	----------	2,636	4,657	181,069	----------
26	Cream sold *not* as butterfat	7	7,694	25,385	14,215	3,165
27	Whole milk sold	705,330	1,196,181	5,860,676	972,133	1,648,737
28	Butter churned	31,148	44,449	395,510	123,828	50,292
29	**Wool shorn (unwashed)**	3,077	1,088	11,221	13,448	2,832
30	**Mohair and kid hair clipped (unwashed)**	----------	----------	----------	11	----------
31	**Poultry raised, total value**	316,058	254,517	2,720,042	303,828	517,226
32	Chickens	303,582	238,658	2,460,763	287,246	472,884
33	Turkeys	7,740	6,169	34,334	8,463	8,599
34	Ducks	3,265	8,068	204,582	5,566	28,972
35	Geese	1,471	1,622	20,363	2,553	6,771
	Chicken products:					
36	Chicken eggs produced	420,093	324,254	3,608,247	439,603	705,570
37	Chicken eggs sold	378,687	231,061	3,209,347	330,734	602,047
38	Chickens sold	133,458	109,974	1,406,181	155,693	241,955
39	**Honey produced**	3,372	3,216	23,002	5,029	6,343

	ITEM (See definitions in Introduction)	Philadelphia	Pike	Potter	Schuylkill	Snyder
	VALUE OF CROPS, 1929	*Dollars*	*Dollars*	*Dollars*	*Dollars*	*Dollars*
1	**Field and orchard crops, vegetables, and farm gardens, total value**	656,361	218,486	1,567,743	3,818,331	1,863,127
2	Cereals	71,003	33,511	227,486	1,177,740	1,055,861
3	Other grains and seeds	531	16	385	1,541	3,641
4	Hay and forage	47,297	97,585	582,169	644,716	332,342
5	Vegetables (including *all* potatoes and sweetpotatoes)	486,455	47,506	672,501	1,483,406	246,709
6	Fruits and nuts	6,425	9,324	28,802	383,055	157,908
7	All other field crops	----------	1,567	19,300	60	3,163
8	Farm garden vegetables (excluding potatoes and sweetpotatoes) grown for home use only	44,650	28,977	37,100	127,813	63,503
	Receipts from sales of nursery, greenhouse, and hothouse products, etc.:					
9	Trees, plants, vines, flower and vegetable seeds, bulbs, etc.	490,960	361	70	2,350	1,277
10	Flowers, plants, and vegetables grown under glass, and flowers grown in the open	411,507	3,310	7,595	34,808	20,635
11	**Value of forest products, cut on farms, for home use and for sale**	1,742	49,693	305,054	91,006	78,444
	VALUE OF LIVESTOCK ON FARMS, APRIL 1, 1930					
12	**Domestic animals, chickens, and bees, total value**	144,390	354,066	1,646,390	1,931,058	1,658,629
13	Domestic animals, total value	127,229	297,683	1,576,186	1,629,739	1,462,174
14	Horses and colts	47,383	71,059	351,839	486,496	385,134
15	Mules and mule colts	655	4,059	6,344	89,166	78,383
16	Asses and burros	----------	----------	----------	----------	640
17	Cattle	75,587	213,964	1,119,057	922,780	859,928
18	Swine	1,012	5,259	25,564	127,553	128,616
19	Sheep and lambs	2,561	2,770	73,083	3,463	9,373
20	Goats and kids	31	572	299	281	100
21	Chickens	17,047	55,501	62,740	296,076	191,819
22	Bees	114	882	7,464	5,243	4,636
	VALUE OF LIVESTOCK PRODUCTS, 1929					
	Dairy products sold and butter churned:					
23	Butter, cream, and whole milk sold, total value	91,754	126,958	1,071,119	695,509	660,263
24	Butter sold	989	13,692	42,226	123,430	56,335
25	Cream sold as butterfat	----------	490	18,844	1,005	1,479
26	Cream sold *not* as butterfat	1,711	746	1,045	19,649	1,484
27	Whole milk sold	89,054	112,030	1,009,004	551,425	600,965
28	Butter churned	3,520	31,935	76,569	181,338	73,517
29	**Wool shorn (unwashed)**	237	419	11,377	498	1,174
30	**Mohair and kid hair clipped (unwashed)**	----------	19	----------	----------	----------
31	**Poultry raised, total value**	43,391	90,069	96,833	695,373	288,683
32	Chickens	40,842	88,718	90,055	642,684	272,816
33	Turkeys	643	287	3,249	15,939	5,579
34	Ducks	1,217	689	2,711	28,545	6,325
35	Geese	689	375	818	8,205	3,993
	Chicken products:					
36	Chicken eggs produced	43,178	143,713	185,158	705,228	426,461
37	Chicken eggs sold	29,007	105,951	122,478	562,257	365,476
38	Chickens sold	12,657	41,943	37,164	322,017	166,497
39	**Honey produced**	28	370	8,667	5,219	3,172

1930; AND VALUE OF LIVESTOCK PRODUCTS, 1929—Continued

Lehigh	Luzerne	Lycoming	McKean	Mercer	Mifflin	Monroe	Montgomery	Montour	Northampton	Northumberland	Perry	
Dollars	*Dollars*	*Dollars*	*Dollars*	*Dollars*	*Dollars*	*Dollars*	*Dollars*	*Dollars*	*Dollars*	*Dollars*	*Dollars*	
4,986,009	2,850,432	3,308,298	559,807	2,844,540	1,548,889	1,127,478	3,869,552	951,096	3,872,401	3,048,181	2,064,339	1
1,340,345	516,163	1,577,115	75,325	851,548	856,838	427,104	1,441,883	586,522	1,699,164	1,568,274	1,119,862	2
874	896	4,024	295	12,634	4,767	247	4,144	294	1,460	3,925	6,438	3
630,589	576,491	890,380	324,106	1,088,371	350,575	285,739	850,366	200,669	834,743	598,452	534,381	4
2,558,510	1,234,460	571,034	118,533	660,352	156,105	289,492	1,069,090	111,807	1,035,435	635,110	219,797	5
364,038	399,022	144,131	7,805	77,686	98,252	36,701	292,087	21,531	162,412	225,645	112,486	6
----------	109	15,870	3,389	6,985	5,784	24	262	23	28	146	----------	7
91,653	123,291	105,744	30,354	146,964	76,568	88,171	211,720	30,250	139,159	106,629	71,375	8
31,883	29,850	8,508	3,973	11,225	12,295	245,155	575,450	----------	29,764	5,605	200	9
47,690	192,118	168,800	28,748	74,326	32,530	37,231	1,130,023	----------	94,545	24,546	4,201	10
35,584	83,575	249,114	138,865	186,222	50,251	75,233	30,200	20,524	45,507	43,146	120,599	11
2,070,800	1,753,305	2,897,187	948,817	3,899,730	1,488,330	1,030,331	3,475,134	746,171	2,613,614	2,119,548	1,896,066	12
1,793,342	1,552,983	2,701,173	899,322	3,616,151	1,361,219	906,373	2,887,838	680,465	2,287,170	1,884,512	1,676,379	13
596,723	450,098	757,715	214,082	852,146	296,480	236,494	615,364	212,344	627,270	491,398	348,750	14
34,830	60,617	19,023	1,589	28,317	81,856	11,739	23,643	10,492	20,078	101,333	210,552	15
----------	1,600	160	----------	320	240	480	560	----------	80	240	400	16
969,970	946,155	1,698,157	632,633	2,428,748	831,890	593,691	2,043,551	401,480	1,452,044	1,107,419	941,776	17
178,181	79,151	197,428	13,319	147,081	104,561	53,948	184,664	53,109	166,086	171,221	138,724	18
23,139	14,998	27,770	37,476	159,052	46,099	9,908	19,400	2,993	21,087	12,809	36,151	19
499	364	920	223	487	93	113	656	47	525	92	26	20
268,783	192,908	189,428	46,563	273,049	124,186	117,259	579,616	64,270	317,930	227,182	212,082	21
8,675	7,414	6,586	2,932	10,530	2,925	6,699	7,680	1,436	8,514	7,854	7,605	22
920,948	787,211	1,772,807	621,989	2,277,391	778,139	399,367	2,409,695	421,194	1,493,761	870,843	746,245	23
39,204	60,493	174,422	26,942	157,109	57,455	36,153	14,270	23,818	35,326	97,042	48,879	24
901	4,614	16,409	16,955	248,654	13,943	946	3,229	627	38,604	7,942	2,424	25
4,470	11,414	16,716	15,346	41,909	4,746	1,435	10,831	19	3,923	8,196	1,502	26
876,373	710,690	1,565,260	562,746	1,829,719	701,995	360,833	2,381,365	396,730	1,415,908	757,663	693,440	27
62,478	111,423	233,861	48,588	246,328	78,452	67,447	23,539	31,513	48,180	128,955	74,368	28
3,602	1,697	3,585	5,497	34,536	6,011	1,237	2,759	434	2,515	1,839	4,591	29
----------	20	2	----------	----------	----------	----------	----------	----------	1	----------	----------	30
548,643	402,157	375,448	76,694	498,178	266,746	200,478	1,271,122	138,862	654,641	483,106	362,559	31
510,790	384,867	359,724	73,052	467,805	254,553	183,109	1,210,993	129,610	631,447	458,475	337,453	32
11,640	3,657	4,292	1,214	15,927	3,643	6,436	8,032	1,187	3,742	9,593	14,922	33
16,822	10,192	8,113	1,249	9,151	5,826	8,929	37,636	5,924	12,057	9,601	6,277	34
9,391	3,441	3,319	1,179	5,295	2,724	2,004	14,461	2,141	7,395	5,437	3,907	35
611,703	513,148	479,381	138,067	699,482	339,837	297,636	1,580,889	141,566	822,850	514,793	585,685	36
489,917	377,070	358,129	85,463	519,792	286,845	221,132	1,412,362	111,924	655,618	418,013	507,504	37
260,188	200,188	184,644	32,773	256,188	154,235	94,003	660,112	73,539	299,509	251,764	199,295	38
11,773	5,544	5,987	2,183	13,168	3,120	8,229	5,046	1,587	7,598	9,680	5,578	39

Somerset	Sullivan	Susquehanna	Tioga	Union	Venango	Warren	Washington	Wayne	Westmoreland	Wyoming	York	
Dollars	*Dollars*	*Dollars*	*Dollars*	*Dollars*	*Dollars*	*Dollars*	*Dollars*	*Dollars*	*Dollars*	*Dollars*	*Dollars*	
4,934,328	507,759	2,670,577	2,567,478	1,707,006	1,074,923	1,131,342	3,393,331	2,087,802	4,007,312	1,251,588	11,236,541	1
1,559,832	121,809	245,230	445,271	950,637	337,196	190,448	1,216,230	115,354	1,801,761	147,785	5,806,067	2
5,379	195	6,703	5,140	3,120	1,405	1,574	2,143	419	7,989	406	25,940	3
1,436,260	260,145	1,718,951	1,582,123	375,458	406,659	605,072	1,373,472	1,246,312	1,345,354	564,457	1,686,845	4
1,556,673	85,364	386,079	325,259	238,824	248,039	251,667	300,226	308,576	495,966	268,579	2,532,030	5
46,610	6,822	140,140	73,467	77,961	11,941	18,626	261,090	244,165	155,016	198,420	1,097,928	6
89,034	4,915	15,448	56,383	135	1,969	12,445	523	10,752	1,680	586	226,015	7
240,540	28,509	158,026	79,835	60,871	67,714	51,510	239,647	162,224	199,546	71,355	361,716	8
2,489	----------	766	5,426	200	14	1,154	6,300	12,380	54,031	51	78,825	9
59,832	----------	9,001	40,155	5,815	49,125	37,629	101,349	6,900	154,360	3,760	242,641	10
221,265	71,068	366,749	304,107	19,124	94,015	233,317	79,363	270,405	87,742	198,510	200,198	11
3,656,131	741,181	5,185,871	4,174,726	1,428,075	1,418,871	1,865,141	4,818,085	4,140,804	3,963,993	1,552,743	7,996,187	12
3,391,438	692,161	4,965,697	3,987,227	1,312,390	1,314,345	1,729,480	4,539,569	3,772,748	3,587,714	1,444,543	6,679,297	13
746,066	149,795	797,959	770,891	361,237	354,020	396,855	837,963	639,318	816,084	259,386	1,101,928	14
34,734	1,276	15,251	9,986	37,554	9,920	6,016	32,340	15,224	43,602	17,585	1,280,950	15
320	80	160	240	320	160	160	960	240	320	80	1,840	16
2,350,201	478,932	4,003,616	3,020,307	829,570	841,461	1,264,119	2,725,480	3,034,068	2,447,275	1,115,638	3,669,063	17
186,090	20,842	49,325	42,276	78,563	54,421	32,952	167,812	45,555	222,984	24,306	562,272	18
73,659	41,236	99,066	143,327	5,093	54,030	28,781	774,788	38,213	56,938	27,471	62,712	19
368	----------	320	200	53	333	597	226	130	511	77	532	20
249,733	45,623	209,949	176,259	113,580	97,541	130,584	264,343	360,002	360,294	99,970	1,302,773	21
14,960	3,397	10,225	11,240	2,105	6,985	5,077	14,173	8,054	15,985	8,230	14,117	22
1,795,541	371,941	4,261,615	3,315,383	933,611	629,262	1,277,315	2,509,329	3,121,978	2,191,899	1,154,556	2,994,560	23
175,409	15,845	45,109	72,942	18,726	100,197	77,475	163,360	69,082	179,607	19,772	364,586	24
163,101	14,424	100,460	55,454	2,286	56,945	220,571	85,538	3,471	28,016	1,349	2,779	25
41,731	4,150	31,968	4,400	13,811	13,928	31,282	27,891	4,337	26,340	1,581	36,087	26
1,415,300	337,522	4,084,078	3,182,587	898,788	458,192	947,987	2,232,540	3,045,088	1,957,936	1,131,854	2,591,108	27
278,862	32,571	65,089	111,189	24,960	165,177	116,274	243,500	101,613	278,900	35,832	472,535	28
11,643	5,915	14,544	25,073	882	11,758	4,991	251,841	5,445	11,842	4,354	7,397	29
8	----------	24	----------	----------	32	----------	----------	----------	----------	----------	24	30
467,284	82,258	422,878	382,110	185,380	180,966	205,283	564,163	629,119	646,781	214,322	2,398,797	31
411,283	72,275	378,460	320,745	176,449	171,487	196,465	528,122	616,643	613,250	203,740	2,306,901	32
51,480	6,922	32,362	6,947	3,409	6,325	4,640	21,010	5,107	23,033	4,572	49,181	33
3,455	2,199	8,756	3,602	3,250	2,128	3,279	10,431	4,707	7,366	4,269	26,347	34
1,066	862	3,300	816	2,272	1,026	899	4,600	2,662	3,132	1,741	16,368	35
599,732	124,002	591,068	564,040	274,761	291,933	373,633	620,177	1,028,962	857,002	286,501	3,784,525	36
445,534	96,357	446,961	428,210	229,011	220,162	291,788	427,362	869,262	610,638	211,072	3,431,898	37
201,162	40,217	220,904	156,238	98,817	89,785	100,129	261,787	354,218	311,366	115,919	1,289,685	38
15,534	3,215	6,601	15,841	2,474	6,590	5,540	9,169	6,058	10,248	5,904	9,466	39

COUNTY TABLE XI.—FARM MORTGAGE DEBT, 1930; AND

	ITEM (See definitions in Introduction)		THE STATE	Adams	Allegheny	Armstrong	Beaver
	FARM MORTGAGE DEBT, 1930						
1	**All farms operated by owners**	number	142,283	2,500	2,226	2,280	1,733
2	Free from mortgage debt	number	85,616	1,547	1,341	1,731	970
3	Mortgaged	number	48,208	894	687	353	540
4	Proportion of farms mortgaged	per cent	33.9	35.8	30.9	15.5	31.2
5	No mortgage report	number	8,459	59	198	196	223
6	**Farms operated by full owners**	number	134,423	2,403	2,031	2,082	1,670
7	Free from mortgage debt	number	81,008	1,499	1,215	1,575	933
8		acres	6,500,860	89,423	66,616	134,902	74,280
9	Value of land and buildings	dollars	469,995,272	6,436,593	15,773,126	7,595,415	6,183,740
10	Mortgaged (amount of debt reported)	number	44,915	845	622	322	518
11		acres	3,858,545	70,043	28,353	27,037	38,402
12	Value of land and buildings	dollars	310,942,821	4,711,200	7,877,465	1,695,370	3,502,435
13	Amount of mortgage debt	dollars	122,744,578	2,309,719	2,531,257	618,610	1,225,717
14	Ratio of debt to value	per cent	39.47	49.03	32.13	36.49	35.00
15	Average value per farm (land and buildings)	dollars	6,923	5,575	12,665	5,265	6,761
16	Average amount of mortgage debt, per farm	dollars	2,733	2,733	4,070	1,921	2,366
17	Average value per acre (land and buildings)	dollars	80.59	67.26	277.84	61.34	91.20
18	Average amount of mortgage debt, per acre	dollars	31.81	32.98	89.28	22.38	31.92
19	Mortgaged (amount of debt not reported)	number	523	5	7	2	9
20		acres	39,149	302	287	70	520
21	Value of land and buildings	dollars	3,284,990	29,500	44,900	4,080	52,775
22	No mortgage report	number	7,977	54	187	183	210
	Farms operated by full owners owning no other farm land:						
23	Reporting both mortgage debt and charges	number	41,474	779	577	292	477
24		acres	3,524,445	63,694	25,968	25,296	35,768
25	Value of land and buildings	dollars	282,917,477	4,172,570	6,966,215	1,548,310	3,246,535
26	Amount of mortgage debt	dollars	111,747,695	2,011,319	2,364,187	557,174	1,141,612
27	Ratio of debt to value	per cent	39.50	48.20	33.94	35.99	35.16
28	Charges on mortgage debt (interest, etc.), 1929	dollars	6,434,273	115,715	142,555	32,017	71,858
29	Ratio of charges to debt	per cent	5.76	5.75	6.03	5.75	6.29
	FARM TAXES, 1929						
30	**Farms operated by full owners**	number	134,423	2,403	2,031	2,082	1,670
31	Reporting both total taxes and real-estate taxes	number	118,431	2,324	1,732	1,739	1,264
32		per cent reporting	88.1	96.7	85.3	83.5	75.7
33		acres	9,804,854	157,876	91,006	152,405	100,430
34	Taxes on all farm property	dollars	12,928,413	203,075	403,458	180,072	170,908
35	Value of land and buildings	dollars	727,617,356	10,978,253	22,458,981	8,421,827	8,415,600
36	Taxes on land and buildings only	dollars	12,202,957	202,592	379,711	172,077	162,291
37	Average, per acre	dollars	1.24	1.28	4.17	1.13	1.62
38	Ratio of taxes to value	per cent	1.68	1.85	1.69	2.04	1.93
	Farms operated by full owners owning no other farm land:						
39	Reporting both total taxes and real-estate taxes	number	107,081	2,113	1,543	1,500	1,054
40		acres	8,804,583	144,108	79,892	129,864	83,979
41	Taxes on all farm property	dollars	11,370,331	180,038	343,396	153,752	138,419
42	Value of land and buildings	dollars	643,544,614	9,724,563	18,724,786	7,208,031	7,004,925
43	Taxes on land and buildings only	dollars	10,735,143	179,577	323,424	146,961	131,500
44	Ratio of taxes to value	per cent	1.67	1.85	1.73	2.04	1.88

	ITEM (See definitions in Introduction)		Clearfield	Clinton	Columbia	Crawford	Cumberland
	FARM MORTGAGE DEBT, 1930						
1	**All farms operated by owners**	number	2,536	719	1,943	4,902	1,840
2	Free from mortgage debt	number	1,821	424	1,067	2,969	1,131
3	Mortgaged	number	499	233	755	1,583	614
4	Proportion of farms mortgaged	per cent	19.7	32.4	38.9	32.3	33.4
5	No mortgage report	number	216	62	121	350	95
6	**Farms operated by full owners**	number	2,370	678	1,865	4,521	1,798
7	Free from mortgage debt	number	1,706	403	1,022	2,755	1,114
8		acres	116,827	36,291	81,511	229,236	63,737
9	Value of land and buildings	dollars	5,778,420	1,676,692	4,326,695	12,270,820	6,073,530
10	Mortgaged (amount of debt reported)	number	451	212	722	1,433	586
11		acres	39,453	22,462	62,915	128,561	41,645
12	Value of land and buildings	dollars	1,913,295	1,246,685	3,517,265	6,903,380	4,110,130
13	Amount of mortgage debt	dollars	637,752	505,621	1,610,901	2,428,938	1,745,220
14	Ratio of debt to value	per cent	33.33	40.56	45.80	35.18	42.46
15	Average value per farm (land and buildings)	dollars	4,242	5,881	4,872	4,817	7,014
16	Average amount of mortgage debt, per farm	dollars	1,414	2,385	2,231	1,695	2,978
17	Average value per acre (land and buildings)	dollars	48.50	55.50	55.91	53.70	98.69
18	Average amount of mortgage debt, per acre	dollars	16.16	22.51	25.60	18.89	41.91
19	Mortgaged (amount of debt not reported)	number	9	4	2	13	6
20		acres	516	342	103	938	614
21	Value of land and buildings	dollars	21,300	13,200	6,600	53,600	109,000
22	No mortgage report	number	204	59	119	320	92
	Farms operated by full owners owning no other farm land:						
23	Reporting both mortgage debt and charges	number	409	192	660	1,329	531
24		acres	36,183	20,288	57,155	119,770	37,417
25	Value of land and buildings	dollars	1,762,195	1,144,860	3,298,890	6,346,330	3,642,230
26	Amount of mortgage debt	dollars	576,927	460,671	1,451,251	2,217,779	1,547,399
27	Ratio of debt to value	per cent	32.74	40.24	45.23	34.95	42.48
28	Charges on mortgage debt (interest, etc.), 1929	dollars	33,958	27,417	82,047	129,711	88,044
29	Ratio of charges to debt	per cent	5.89	5.95	5.65	5.85	5.69
	FARM TAXES, 1929						
30	**Farms operated by full owners**	number	2,370	678	1,865	4,521	1,798
31	Reporting both total taxes and real-estate taxes	number	2,161	597	1,597	3,815	1,553
32		per cent reporting	91.2	88.1	85.6	84.4	86.4
33		acres	157,798	57,268	134,944	328,145	98,245
34	Taxes on all farm property	dollars	152,355	52,133	171,255	373,373	135,393
35	Value of land and buildings	dollars	7,830,315	2,883,220	7,197,860	17,730,895	9,582,130
36	Taxes on land and buildings only	dollars	138,844	49,197	162,265	363,054	127,235
37	Average, per acre	dollars	0.88	0.86	1.20	1.11	1.30
38	Ratio of taxes to value	per cent	1.77	1.71	2.25	2.05	1.33
	Farms operated by full owners owning no other farm land:						
39	Reporting both total taxes and real-estate taxes	number	1,933	529	1,447	3,440	1,401
40		acres	137,973	50,876	120,749	297,032	88,152
41	Taxes on all farm property	dollars	131,790	44,824	151,905	335,524	119,329
42	Value of land and buildings	dollars	6,853,390	2,522,220	6,423,710	15,776,255	8,431,480
43	Taxes on land and buildings only	dollars	120,139	42,300	143,831	326,626	112,305
44	Ratio of taxes to value	per cent	1.75	1.68	2.24	2.07	1.33

CHARGES ON MORTGAGE DEBT, AND TAXES, 1929

Bedford	Berks	Blair	Bradford	Bucks	Butler	Cambria	Cameron	Carbon	Centre	Chester	Clarion	
2,769	4,106	1,294	4,132	3,711	3,254	1,961	171	697	1,226	3,648	1,877	1
1,814	2,296	704	2,610	1,408	2,096	1,358	113	345	762	1,677	1,405	2
826	1,588	471	1,421	2,134	999	449	41	258	359	1,784	381	3
29.8	38.7	36.4	34.4	57.5	30.7	22.9	24.0	37.0	29.3	48.9	20.3	4
129	222	119	101	169	159	154	17	94	105	187	91	5
2,661	3,936	1,246	3,799	3,565	3,024	1,883	170	679	1,151	3,543	1,719	6
1,746	2,220	675	2,410	1,352	1,945	1,305	112	335	721	1,636	1,295	7
222,793	128,554	50,318	250,747	68,235	143,299	97,934	12,349	32,040	80,574	107,122	120,311	8
6,441,180	11,452,546	3,544,767	9,019,471	11,036,579	10,683,995	5,992,347	335,015	1,791,116	3,888,925	23,040,776	6,552,090	9
772	1,487	457	1,286	2,042	917	415	41	248	331	1,705	338	10
111,632	101,704	43,004	155,767	112,564	70,106	34,877	5,571	23,244	44,692	123,878	34,081	11
3,728,618	8,761,993	3,375,015	5,301,907	18,507,493	5,848,006	2,570,991	144,955	1,588,930	2,060,515	21,240,560	1,921,650	12
1,715,148	3,790,102	1,455,558	2,334,208	7,320,933	2,243,360	887,968	42,396	661,225	853,867	7,596,895	722,016	13
46.00	43.26	43.13	44.03	39.56	38.36	34.54	29.25	41.61	41.44	35.77	37.57	14
4,830	5,892	7,385	4,123	9,063	6,377	6,195	3,535	6,407	6,225	12,458	5,685	15
2,222	2,549	3,185	1,815	3,585	2,446	2,140	1,034	2,666	2,580	4,456	2,136	16
33.40	86.15	78.48	34.04	164.42	83.42	73.72	26.02	68.36	46.10	171.46	56.38	17
15.36	37.27	33.85	14.99	65.04	32.00	25.46	7.61	28.45	19.11	61.33	21.19	18
17	22	4	9	9	18	13	----------	2	3	21	2	19
2,092	1,328	414	999	376	1,020	469	----------	392	511	1,474	322	20
47,700	86,100	27,000	64,000	66,900	93,150	38,800	----------	13,000	16,500	279,200	8,000	21
126	207	110	94	162	144	150	17	94	96	181	84	22
696	1,386	417	1,190	1,945	843	379	35	237	292	1,599	310	23
98,058	93,832	37,446	143,559	107,644	64,563	31,384	4,676	22,591	39,028	115,238	30,762	24
3,321,218	7,969,608	3,044,545	4,833,667	17,598,743	5,359,456	2,312,081	129,605	1,507,630	1,845,515	19,625,860	1,711,650	25
1,525,989	3,463,767	1,313,018	2,118,688	6,952,143	2,052,542	788,211	36,896	628,225	763,824	6,982,205	644,939	26
45.95	43.46	43.13	43.83	39.50	38.30	34.09	28.47	41.67	41.39	35.58	37.68	27
86,189	196,199	77,551	124,830	403,896	119,445	48,363	2,216	35,524	43,471	399,655	37,013	28
5.65	5.66	5.91	5.89	5.81	5.82	6.14	6.01	5.65	5.69	5.72	5.74	29
2,661	3,936	1,246	3,799	3,565	3,024	1,883	170	679	1,151	3,543	1,719	30
2,491	3,450	1,006	3,691	3,296	2,632	1,766	149	472	966	2,914	1,498	31
93.6	87.7	80.7	97.2	92.5	87.0	93.8	87.6	69.5	83.9	82.2	87.1	32
332,385	217,325	84,904	403,335	174,828	195,114	135,510	16,460	42,969	116,793	202,276	141,204	33
230,760	367,019	104,194	410,902	423,243	312,134	187,268	8,169	57,059	97,401	423,374	151,956	34
10,137,702	18,770,612	6,210,962	14,367,963	28,641,402	15,085,589	8,686,508	497,620	2,684,368	5,510,215	36,512,471	7,692,815	35
217,288	339,768	99,126	410,600	374,692	292,025	177,172	7,186	50,161	92,652	407,744	143,463	36
0.65	1.56	1.17	1.02	2.14	1.50	1.31	0.44	1.17	0.79	2.02	1.02	37
2.14	1.81	1.60	2.86	1.31	1.94	2.04	1.44	1.87	1.68	1.12	1.86	38
2,260	3,116	911	3,424	3,106	2,405	1,601	130	413	894	2,666	1,372	39
297,544	194,485	74,630	372,917	164,666	177,253	123,195	15,150	37,099	107,215	180,795	130,007	40
204,931	323,894	92,205	376,433	395,093	282,525	167,524	7,100	48,711	89,363	373,612	138,026	41
8,960,963	16,534,392	5,601,212	13,171,108	26,912,892	13,693,414	7,851,088	433,270	2,354,686	5,072,935	32,002,811	7,064,605	42
192,853	300,048	88,009	376,166	349,853	264,549	158,424	6,329	43,243	84,862	359,846	131,234	43
2.15	1.81	1.57	2.86	1.30	1.93	2.02	1.46	1.84	1.67	1.12	1.86	44

Dauphin	Delaware	Elk	Erie	Fayette	Forest	Franklin	Fulton	Greene	Huntingdon	Indiana	Jefferson	
1,668	516	743	4,243	3,029	302	2,320	1,013	2,235	1,400	2,712	2,276	1
942	262	555	1,949	2,220	239	1,415	710	1,724	923	1,927	1,516	2
615	208	155	1,955	638	47	796	285	317	417	705	562	3
36.9	40.3	20.9	46.1	21.1	15.6	34.3	28.1	14.2	29.8	26.0	24.7	4
111	46	33	339	171	16	109	18	194	60	80	198	5
1,621	495	715	3,921	2,907	278	2,221	905	1,975	1,341	2,524	2,171	6
917	252	539	1,809	2,137	221	1,357	629	1,543	886	1,782	1,441	7
60,181	13,108	44,276	127,232	139,669	23,388	100,125	81,728	175,188	128,177	169,639	111,576	8
4,271,455	7,563,126	2,368,463	12,207,468	11,475,341	698,000	7,068,526	2,063,155	10,947,458	3,713,780	9,006,781	5,546,170	9
588	196	144	1,776	594	41	753	250	270	398	662	526	10
44,914	10,848	12,688	131,906	42,634	6,333	66,190	38,268	32,674	64,406	67,060	48,563	11
3,396,600	6,210,793	873,620	12,472,925	3,854,500	182,300	4,934,441	965,085	2,267,511	2,022,755	3,421,070	2,493,690	12
1,590,570	1,842,002	242,493	4,747,317	1,306,065	55,476	2,438,351	354,112	856,412	790,086	1,206,140	1,002,177	13
46.83	29.66	27.76	38.06	33.88	30.43	49.41	36.69	37.77	39.06	35.26	40.19	14
5,777	31,688	6,067	7,023	6,489	4,446	6,553	3,860	8,398	5,082	5,168	4,741	15
2,705	9,398	1,684	2,673	2,199	1,353	3,238	1,416	3,172	1,985	1,822	1,905	16
75.62	572.53	68.85	94.56	90.41	28.79	74.55	25.22	69.40	31.41	51.02	51.35	17
35.41	169.80	19.11	35.99	30.63	8.76	36.84	9.25	26.21	12.27	17.99	20.64	18
7	4	1	20	11	1	5	11	1	2	7	11	19
583	199	63	1,359	466	140	430	1,270	137	280	261	728	20
25,100	93,000	7,000	89,800	50,900	5,500	21,200	25,200	13,000	10,200	14,550	40,700	21
109	43	31	316	165	15	106	15	161	55	73	193	22
554	166	131	1,664	538	38	670	228	228	368	611	481	23
41,435	9,003	11,807	123,532	38,369	3,134	57,219	34,891	26,375	60,687	60,754	44,602	24
3,109,450	4,600,958	820,500	11,539,895	3,512,400	131,500	4,213,641	874,750	1,879,891	1,888,955	3,110,870	2,284,790	25
1,465,715	1,417,752	219,149	4,408,826	1,180,808	37,216	2,076,756	319,530	689,592	710,989	1,092,364	920,087	26
47.17	30.81	26.71	38.21	33.62	28.30	49.29	36.53	36.68	37.64	35.11	40.27	27
84,734	85,628	12,787	263,701	69,262	2,167	115,438	17,609	40,643	40,337	64,361	55,650	28
5.78	6.04	5.83	5.98	5.87	5.82	5.56	5.51	5.89	5.67	5.89	6.05	29
1,621	495	715	3,921	2,907	278	2,221	905	1,975	1,341	2,524	2,171	30
1,122	322	571	3,008	2,450	254	2,120	862	1,854	1,274	2,156	1,948	31
69.2	65.1	79.9	76.7	84.3	91.4	95.5	95.2	93.9	95.0	85.4	89.7	32
77,397	17,311	44,090	219,212	162,960	26,463	168,269	117,872	213,054	191,667	211,044	158,489	33
118,676	116,250	33,956	357,040	226,913	13,499	237,840	54,125	205,379	118,688	202,405	184,844	34
6,275,450	10,941,111	2,708,233	21,041,976	13,708,196	856,600	12,159,472	3,028,990	13,539,422	5,688,735	11,368,176	7,997,150	35
110,939	113,420	30,133	345,611	215,364	12,725	228,865	49,842	197,723	110,873	190,972	175,494	36
1.43	6.55	0.68	1.58	1.32	0.48	1.36	0.42	0.93	0.58	0.90	1.11	37
1.77	1.04	1.11	1.64	1.57	1.49	1.88	1.65	1.46	1.95	1.68	2.20	38
1,018	294	538	2,709	2,240	238	1,800	792	1,537	1,163	1,999	1,697	39
69,078	13,973	38,817	195,857	148,281	22,503	138,741	107,461	172,564	172,727	193,676	139,261	40
103,616	84,843	30,163	316,766	203,439	12,262	192,269	47,218	163,004	107,058	183,366	161,568	41
5,537,510	8,868,486	2,508,063	18,752,690	12,401,290	778,300	9,933,596	2,683,405	10,964,066	5,179,035	10,375,796	6,844,325	42
96,837	82,220	26,828	306,963	192,705	11,519	185,222	43,311	157,092	99,850	172,896	153,045	43
1.75	0.93	1.07	1.64	1.55	1.48	1.86	1.61	1.43	1.93	1.67	2.24	44

COUNTY TABLE XI.—FARM MORTGAGE DEBT, 1930; AND

	ITEM (See definitions in Introduction)	Juniata	Lackawanna	Lancaster	Lawrence	Lebanon
	FARM MORTGAGE DEBT, 1930					
1	All farms operated by owners ... number	1,039	1,327	6,646	1,993	1,574
2	Free from mortgage debt ... number	729	765	3,542	1,073	779
3	Mortgaged ... number	291	452	2,794	754	728
4	Proportion of farms mortgaged ... per cent	28.0	34.1	42.0	37.8	46.3
5	No mortgage report ... number	19	110	310	166	67
6	Farms operated by full owners ... number	1,018	1,271	6,208	1,877	1,519
7	Free from mortgage debt ... number	716	734	3,326	1,007	758
8	acres	73,519	54,946	142,404	69,943	41,418
9	Value of land and buildings ... dollars	2,856,925	5,144,871	26,853,011	6,584,620	3,772,270
10	Mortgaged (amount of debt reported) ... number	279	426	2,578	705	690
11	acres	29,735	30,887	149,689	46,107	47,546
12	Value of land and buildings ... dollars	1,384,300	3,321,750	25,127,806	4,814,757	4,060,616
13	Amount of mortgage debt ... dollars	584,321	1,076,595	11,005,633	1,772,838	2,042,329
14	Ratio of debt to value ... per cent	42.21	32.41	43.80	36.82	50.30
15	Average value per farm (land and buildings) ... dollars	4,962	7,798	9,747	6,829	5,885
16	Average amount of mortgage debt, per farm ... dollars	2,094	2,527	4,269	2,515	2,960
17	Average value per acre (land and buildings) ... dollars	46.55	107.55	167.87	104.43	85.40
18	Average amount of mortgage debt, per acre ... dollars	19.65	34.86	73.52	38.45	42.95
19	Mortgaged (amount of debt not reported) ... number	4	6	22	5	8
20	acres	279	388	773	475	107
21	Value of land and buildings ... dollars	19,000	37,000	131,175	43,000	19,800
22	No mortgage report ... number	19	105	282	160	63
	Farms operated by full owners owning no other farm land:					
23	Reporting both mortgage debt and charges ... number	263	411	2,335	669	626
24	acres	28,102	29,855	133,794	43,691	41,659
25	Value of land and buildings ... dollars	1,275,500	3,187,950	22,091,425	4,584,157	3,607,416
26	Amount of mortgage debt ... dollars	540,110	1,049,720	9,731,854	1,683,288	1,835,242
27	Ratio of debt to value ... per cent	42.34	32.93	44.05	36.72	50.87
28	Charges on mortgage debt (interest, etc.), 1929 ... dollars	30,443	61,164	489,644	109,809	104,523
29	Ratio of charges to debt ... per cent	5.64	5.83	5.03	6.52	5.70
	FARM TAXES, 1929					
30	Farms operated by full owners ... number	1,018	1,271	6,208	1,877	1,519
31	Reporting both total taxes and real-estate taxes ... number	962	1,121	5,424	1,671	1,241
32	per cent reporting	94.5	88.2	87.4	89.0	81.7
33	acres	99,961	84,101	271,322	114,484	74,747
34	Taxes on all farm property ... dollars	78,098	129,581	729,849	215,982	133,363
35	Value of land and buildings ... dollars	4,074,000	8,184,589	48,192,462	11,190,185	6,418,428
36	Taxes on land and buildings only ... dollars	75,107	112,417	681,300	201,590	118,536
37	Average, per acre ... dollars	0.75	1.34	2.51	1.76	1.59
38	Ratio of taxes to value ... per cent	1.84	1.37	1.41	1.80	1.85
	Farms operated by full owners owning no other farm land:					
39	Reporting both total taxes and real-estate taxes ... number	898	1,013	4,689	1,506	1,120
40	acres	94,035	75,384	231,038	100,868	65,416
41	Taxes on all farm property ... dollars	72,130	114,881	596,703	190,408	117,159
42	Value of land and buildings ... dollars	3,768,000	7,302,549	40,187,371	10,008,267	5,659,342
43	Taxes on land and buildings only ... dollars	69,296	99,583	554,604	177,434	104,034
44	Ratio of taxes to value ... per cent	1.84	1.36	1.38	1.77	1.84

	ITEM (See definitions in Introduction)	Philadelphia	Pike	Potter	Schuylkill	Snyder
	FARM MORTGAGE DEBT, 1930					
1	All farms operated by owners ... number	99	490	1,362	2,259	1,174
2	Free from mortgage debt ... number	48	390	738	1,353	782
3	Mortgaged ... number	30	89	534	762	318
4	Proportion of farms mortgaged ... per cent	30.3	18.2	39.2	33.7	27.1
5	No mortgage report ... number	21	11	90	144	74
6	Farms operated by full owners ... number	88	478	1,292	2,137	1,106
7	Free from mortgage debt ... number	43	378	695	1,290	734
8	acres	1,653	44,302	91,963	88,610	51,358
9	Value of land and buildings ... dollars	3,552,500	2,630,521	2,923,415	7,358,476	2,276,803
10	Mortgaged (amount of debt reported) ... number	26	89	505	701	299
11	acres	933	8,982	78,830	53,344	29,943
12	Value of land and buildings ... dollars	926,450	653,675	2,326,540	4,170,303	1,337,855
13	Amount of mortgage debt ... dollars	239,900	187,358	989,503	1,755,477	600,373
14	Ratio of debt to value ... per cent	25.89	28.66	42.53	42.09	44.88
15	Average value per farm (land and buildings) ... dollars	35,633	7,345	4,607	5,949	4,474
16	Average amount of mortgage debt, per farm ... dollars	9,227	2,105	1,959	2,504	2,008
17	Average value per acre (land and buildings) ... dollars	992.98	72.78	29.51	78.18	44.68
18	Average amount of mortgage debt, per acre ... dollars	257.13	20.86	12.55	32.91	20.05
19	Mortgaged (amount of debt not reported) ... number			5	11	3
20	acres			630	668	324
21	Value of land and buildings ... dollars			20,900	88,300	8,900
22	No mortgage report ... number	19	11	87	135	70
	Farms operated by full owners owning no other farm land:					
23	Reporting both mortgage debt and charges ... number	23	86	449	655	258
24	acres	528	8,819	70,850	49,658	26,407
25	Value of land and buildings ... dollars	799,450	631,725	2,064,540	3,857,553	1,186,795
26	Amount of mortgage debt ... dollars	199,400	182,083	868,291	1,618,462	521,863
27	Ratio of debt to value ... per cent	24.94	28.82	42.06	41.96	43.97
28	Charges on mortgage debt (interest, etc.), 1929 ... dollars	11,683	10,698	54,946	96,901	29,430
29	Ratio of charges to debt ... per cent	5.86	5.88	6.33	5.99	5.64
	FARM TAXES, 1929					
30	Farms operated by full owners ... number	88	478	1,292	2,137	1,106
31	Reporting both total taxes and real-estate taxes ... number	64	461	1,182	1,892	903
32	per cent reporting	72.7	96.4	91.5	88.5	81.6
33	acres	2,536	52,628	168,948	134,962	72,509
34	Taxes on all farm property ... dollars	43,104	40,600	94,123	189,512	72,669
35	Value of land and buildings ... dollars	3,573,750	3,186,196	5,197,445	11,130,598	3,212,600
36	Taxes on land and buildings only ... dollars	36,979	40,536	89,376	171,979	66,657
37	Average, per acre ... dollars	14.58	0.77	0.53	1.27	0.92
38	Ratio of taxes to value ... per cent	1.03	1.27	1.72	1.55	2.07
	Farms operated by full owners owning no other farm land:					
39	Reporting both total taxes and real-estate taxes ... number	50	444	1,051	1,725	783
40	acres	1,226	50,964	150,603	122,895	62,858
41	Taxes on all farm property ... dollars	28,135	39,199	81,929	170,036	62,670
42	Value of land and buildings ... dollars	2,842,150	3,144,696	4,564,255	9,928,453	2,787,690
43	Taxes on land and buildings only ... dollars	27,185	39,135	77,658	154,175	57,559
44	Ratio of taxes to value ... per cent	0.96	1.24	1.70	1.55	2.06

CHARGES ON MORTGAGE DEBT, AND TAXES, 1929—Continued

Lehigh	Luzerne	Lycoming	McKean	Mercer	Mifflin	Monroe	Montgomery	Montour	Northampton	Northumberland	Perry	
1,805	2,052	2,360	970	3,599	763	1,226	2,868	483	2,228	1,712	1,518	1
946	1,131	1,366	644	2,339	388	827	1,198	242	1,193	994	1,154	2
790	623	815	293	1,144	257	362	1,517	163	927	602	305	3
43.8	30.4	34.5	30.2	31.8	33.7	29.5	52.9	33.7	41.6	35.2	20.1	4
69	298	179	33	116	118	37	153	78	108	116	59	5
1,731	1,988	2,220	908	3,396	738	1,155	2,738	472	2,122	1,640	1,446	6
911	1,090	1,302	603	2,211	376	780	1,153	234	1,137	958	1,101	7
53,972	72,626	134,037	56,715	179,726	33,166	70,940	49,051	17,827	53,619	74,674	110,393	8
7,063,731	6,786,318	6,746,003	2,892,422	12,023,391	2,124,710	4,351,560	17,937,241	884,495	6,508,405	4,725,069	3,835,976	9
748	597	747	274	1,066	243	336	1,426	158	868	561	287	10
43,499	43,499	76,580	34,375	86,459	26,798	30,561	67,857	17,181	49,232	47,697	35,120	11
5,800,350	4,483,351	4,979,600	1,649,010	5,898,610	1,783,350	2,395,249	18,920,072	849,625	6,105,464	3,008,980	1,267,449	12
2,468,313	1,554,903	1,935,011	564,511	2,124,398	727,724	824,480	6,598,747	455,822	2,641,390	1,302,710	566,465	13
42.55	34.68	38.86	34.23	36.02	40.81	34.42	34.88	53.65	43.26	43.29	44.69	14
7,755	7,510	6,666	6,018	5,533	7,339	7,129	13,268	5,377	7,034	5,364	4,416	15
3,300	2,605	2,590	2,060	1,993	2,995	2,454	4,627	2,885	3,043	2,322	1,974	16
133.35	103.07	65.02	47.97	68.22	66.55	78.38	278.82	49.45	124.01	63.09	36.09	17
56.74	35.75	25.27	16.42	24.57	27.16	26.98	97.24	26.53	53.65	27.31	16.13	18
8	10	9	1	11	3	2	16	2	15	12	2	19
364	491	618	77	1,080	196	201	1,018	273	647	1,368	132	20
39,900	53,300	41,300	2,000	71,500	23,500	10,000	363,500	8,500	107,900	92,750	6,000	21
64	291	162	30	103	116	37	143	78	102	109	56	22
703	576	708	253	989	208	320	1,365	146	833	511	268	23
41,183	41,797	72,108	31,412	80,756	22,728	29,144	64,295	16,432	46,696	43,227	30,874	24
5,416,555	4,297,901	4,650,411	1,554,330	5,462,310	1,482,750	2,201,140	17,640,772	809,175	5,735,364	2,738,655	1,118,199	25
2,315,488	1,477,578	1,809,956	530,261	1,959,470	594,424	731,912	6,269,517	434,272	2,494,463	1,180,384	499,765	26
42.75	34.38	38.92	34.12	35.87	40.09	33.25	35.54	53.67	43.49	43.10	44.69	27
128,974	86,849	104,670	30,728	122,369	29,822	44,880	371,891	24,372	144,642	68,369	27,740	28
5.57	5.88	5.78	5.79	6.25	5.02	6.13	5.93	5.61	5.80	5.79	5.55	29
1,731	1,988	2,220	908	3,396	738	1,155	2,738	472	2,122	1,640	1,446	30
1,552	1,719	1,930	831	2,969	682	1,028	2,446	379	1,601	1,342	1,380	31
89.7	86.5	86.9	91.5	87.4	92.4	89.0	89.3	80.3	75.4	81.8	95.4	32
92,272	117,156	197,687	85.307	243,647	67,389	92,592	111,353	33,633	82,634	110,573	144,291	33
209,392	192,689	167,636	61,752	336,576	77,726	102,110	403,630	28,456	186,973	125,148	110,241	34
11,838,036	11,115,231	11,240,109	4,309,322	16,365,026	4,290,060	6,287,394	32,899,363	1,625,670	10,836,949	6,816,389	5,048,452	35
191,076	175,644	152,532	55,492	316,927	72,709	94,986	366,954	27,316	169,845	116,826	106,111	36
2.07	1.50	0.77	0.65	1.30	1.08	1.03	3.30	0.81	2.06	1.06	0.74	37
1.61	1.58	1.36	1.29	1.94	1.69	1.51	1.12	1.68	1.57	1.71	2.10	38
1,463	1,489	1,745	774	2,807	529	983	2,300	332	1,508	1,208	1,249	39
84,181	100,458	178,533	78,180	230,709	52,507	88,351	103,750	29,535	76,029	99,286	128,483	40
188,230	165,774	150,686	57,397	316,385	57,885	96,899	345,187	24,799	170,552	110,401	97,439	41
10,523,319	9,706,146	10,130,570	4,028,472	15,313,496	3,287,410	5,929,885	29,366,212	1,416,720	9,860,569	6,094,925	4,468,575	42
170,900	153,452	137,480	51,600	297,620	53,892	90,048	312,259	23,816	155,179	102,940	93,841	43
1.62	1.58	1.36	1.28	1.94	1.64	1.52	1.06	1.68	1.57	1.69	2.10	44

Somerset	Sullivan	Susquehanna	Tioga	Union	Venango	Warren	Washington	Wayne	Westmoreland	Wyoming	York	
3,052	692	2,867	2,708	732	1,604	1,843	3,269	2,707	3,924	1,267	6,089	1
1,945	435	1,755	1,389	474	1,169	1,134	2,108	1,637	2,366	758	3,854	2
919	165	1,072	1,141	248	328	657	869	1,031	1,200	472	1,987	3
30.1	23.8	37.4	42.1	33.9	20.4	35.6	26.6	38.1	30.6	37.3	32.6	4
188	92	40	178	10	107	52	292	39	358	37	248	5
2,917	662	2,717	2,415	690	1,514	1,710	2,979	2,634	3,721	1,219	5,829	6
1,862	417	1,667	1,244	450	1,098	1,050	1,917	1,596	2,237	732	3,714	7
208,454	45,091	198,114	135,652	25,531	90,874	91,971	172,261	166,550	164,140	72,155	181,759	8
10,882,365	1,311,777	7,164,792	5,058,356	1,939,545	4,198,190	3,781,155	15,815,395	8,034,000	13,959,239	4,214,750	16,979,414	9
864	152	1,007	990	230	310	609	785	995	1,114	451	1,851	10
109,701	17,276	136,368	138,512	18,577	30,306	63,163	66,346	112,276	81,767	47,620	114,704	11
6,116,974	503,105	4,665,037	4,707,549	1,305,895	1,507,880	2,470,335	5,991,121	5,300,050	7,528,275	2,715,550	9,242,710	12
2,432,571	205,375	1,882,442	2,110,429	597,939	553,586	938,132	2,328,585	1,923,341	2,770,562	946,381	4,367,822	13
39.77	40.82	40.35	44.83	45.79	36.71	37.98	38.87	36.29	36.80	34.85	47.26	14
7,080	3,310	4,633	4,755	5,678	4,864	4,056	7,632	5,327	6,758	6,021	4,993	15
2,815	1,351	1,869	2,132	2,600	1,786	1,540	2,966	1,933	2,487	2,098	2,360	16
55.76	29.12	34.21	33.99	70.30	49.76	39.11	90.30	47.21	92.07	57.03	80.58	17
22.17	11.89	13.80	15.24	32.19	18.27	14.85	35.10	17.13	33.88	19.87	38.08	18
11	2	5	16	2	3	4	8	5	27	1	26	19
1,529	323	436	2,365	184	299	270	696	575	1,653	8	1,688	20
93,500	4,700	14,000	61,300	15,000	5,500	18,500	95,950	33,500	153,240	1,500	128,620	21
180	91	38	165	8	103	47	269	38	343	35	238	22
708	131	958	870	215	296	551	715	933	1,038	424	1,728	23
86,380	15,057	130,085	123,342	16,933	28,992	56,538	59,176	105,375	75,426	44,999	105,999	24
4,852,224	428,405	4,442,937	4,126,199	1,190,695	1,408,680	2,191,185	5,443,981	4,977,350	7,039,475	2,571,050	8,585,910	25
2,013,887	186,153	1,779,721	1,831,503	553,339	516,736	815,407	2,073,466	1,807,795	2,583,224	879,701	4,040,410	26
41.50	43.45	40.06	44.39	46.47	36.68	37.21	38.09	36.32	36.70	34.22	47.06	27
107,008	10,821	104,977	109,338	31,014	31,150	48,257	123,168	109,674	153,793	52,943	217,592	28
5.31	5.81	5.90	5.97	5.60	6.03	5.92	5.94	6.07	5.95	6.02	5.39	29
2,917	662	2,717	2,415	690	1,514	1,710	2,979	2,634	3,721	1,219	5,829	30
2,514	461	2,662	1,947	665	1,377	1,605	2,755	2,600	3,230	1,193	5,588	31
86.2	69.6	98.0	80.6	96.4	91.0	93.9	92.5	98.7	86.8	97.9	95.9	32
295,490	53,048	331,915	232,901	43,490	116,384	146,805	246,656	280,838	236,873	120,041	296,634	33
288,715	31,127	285,147	195,984	61,825	117,618	136,643	382,417	226,159	408,386	108,531	471,535	34
15,467,975	1,402,292	11,761,429	8,452,926	3,165,365	5,564,760	6,026,980	22,302,111	13,359,850	20,362,244	6,968,750	26,169,571	35
273,848	29,070	284,259	186,835	60,074	107,876	128,547	364,832	225,971	382,987	108,448	458,211	36
0.93	0.55	0.86	0.80	1.38	0.93	0.88	1.48	0.80	1.62	0.90	1.54	37
1.77	2.07	2.42	2.21	1.90	1.94	2.13	1.64	1.69	1.88	1.56	1.75	38
2,279	398	2,523	1,773	614	1,246	1,500	2,352	2,462	2,852	1,104	5,029	39
266,680	45,472	316,088	212,558	39,714	106,183	135,946	203,978	267,206	206,166	112,159	266,624	40
262,239	26,405	268,889	177,082	55,851	102,583	125,559	312,364	213,770	349,044	99,432	417,463	41
14,090,740	1,201,622	11,086,629	7,653,296	2,858,715	4,917,590	5,559,130	18,623,091	12,667,990	17,687,914	6,444,000	23,295,527	42
248,899	24,819	268,029	168,883	54,264	93,616	117,948	297,855	213,622	327,718	99,384	405,849	43
1.77	2.07	2.42	2.21	1.90	1.90	2.12	1.60	1.69	1.85	1.54	1.74	44

COUNTY TABLE XII.—COOPERATIVE MARKETING AND FARM EXPENDITURES, 1929; FARM MACHINERY, 1920; TENANTS RELATED TO LANDLORD AND CASH RENT PAID, 1930;

	ITEM (See definitions in Introduction)	THE STATE	Adams	Allegheny	Armstrong	Beaver	Bedford	Berks
	COOPERATIVE MARKETING, 1929							
	Cooperative marketing:							
1	Value of farm products sold ... dollars	14,272,571	10,410	195,397	11,103	85,572	57,530	54,408
2	farms reporting	11,303	16	141	20	97	46	51
3	Value of farm supplies purchased ... dollars	3,677,293	43,890	97,613	10,329	56,760	9,808	88,601
4	farms reporting	9,024	159	178	59	138	32	227
5	**Value of all farm products [1] on farms reporting cooperative sales** ... dollars	30,641,974	59,931	319,711	33,033	230,168	145,140	134,108
	FARM EXPENDITURES, 1929							
	Expenditures for—							
6	Feed (hay, grain, mill feed, etc., "not raised on this farm") ... dollars	56,458,332	900,203	1,481,287	483,689	619,504	553,882	2,133,099
7	farms reporting	140,617	2,918	2,453	2,135	1,526	2,497	4,413
8	Fertilizer (including commercial fertilizer, manure, marl, lime, and ground limestone) ... dollars	12,113,421	302,748	203,593	108,638	92,850	153,187	334,982
9	farms reporting	117,371	2,747	1,713	1,754	1,154	2,238	3,390
10	Commercial fertilizer (quantity purchased) ... tons	348,113	10,295	4,281	3,125	2,255	4,774	11,128
11	farms reporting	107,988	2,695	1,350	1,508	972	2,087	3,182
12	Farm labor, exclusive of housework (cash) ... dollars	31,713,599	628,462	1,414,066	188,533	199,861	277,723	1,290,379
13	farms reporting	92,865	2,069	1,335	1,189	746	1,649	3,340
14	Days of labor employed ... number	12,851,617	264,958	399,858	95,575	93,268	156,192	549,798
15	Farm implements and machinery (including automobiles, trucks, tractors, etc.) ... dollars	23,543,902	410,769	506,231	228,362	204,512	359,515	850,224
16	farms reporting	62,440	1,099	1,084	756	569	1,124	2,158
17	Electric light and power (paid to a power company) ... dollars	2,045,427	21,947	105,705	3,947	17,830	14,479	81,343
18	farms reporting	33,215	557	1,069	77	285	284	1,304
	FARM MACHINERY, FACILITIES, AND ROADS, 1930							
	Farm machinery:							
19	Automobiles ... number	152,222	3,135	2,406	2,314	1,606	2,715	4,916
20	farms reporting	121,292	2,538	1,845	1,804	1,272	2,237	3,800
21	Motor trucks ... number	47,062	713	1,430	407	519	844	2,240
22	farms reporting	43,168	654	1,243	380	484	800	2,048
23	Tractors ... number	33,513	662	656	338	316	438	1,691
24	farms reporting	31,688	629	590	321	307	421	1,577
25	Electric motors for farm work ... number	18,461	226	498	69	187	156	816
26	farms reporting	12,197	155	303	50	115	118	540
27	Stationary gas engines ... number	57,340	1,163	605	396	396	612	2,885
28	farms reporting	46,807	933	485	335	309	534	2,344
	Farm facilities:							
29	Telephones ... farms reporting	73,321	1,468	1,529	1,262	740	1,168	1,492
30	Water piped into farmer's dwelling house ... farms reporting	64,064	835	1,466	1,153	556	818	1,537
31	Water piped into bathroom ... farms reporting	26,049	345	805	258	211	211	614
32	Farmer's dwelling house lighted by electricity ... farms reporting	45,638	772	1,261	174	455	534	1,857
	Kind of road:							
33	All farms ... number	172,419	3,333	2,935	2,663	1,973	3,184	5,359
	Farms located on—							
34	Concrete road ... number	14,713	240	349	183	279	190	432
35	Brick road ... number	882	----------	46	----------	2	2	----------
36	Asphalt road ... number	969	39	179	----------	----------	----------	38
37	Macadam road ... number	21,514	560	473	51	245	277	817
38	Gravel road ... number	14,684	88	182	55	112	84	785
39	Sand-clay road ... number	810	----------	11	8	61	20	25
40	Improved dirt road ... number	20,557	472	582	69	136	358	570
41	Unimproved dirt road ... number	91,241	1,893	918	2,192	998	2,129	2,377
42	All other (including not reported) ... number	7,049	41	195	105	140	124	315
	LAND OWNED AND RENTED BY PART OWNERS, 1930							
43	All land in farms operated by part owners ... acres	960,342	10,799	17,891	21,765	7,858	16,932	18,020
44	Owned and operated by part owners ... acres	577,374	6,590	9,044	12,830	4,107	10,749	11,630
45	Rented and operated by part owners ... acres	382,968	4,209	8,847	8,935	3,751	6,183	6,390
	TENANCY							
46	Proportion of tenancy ... 1930 ... per cent	15.9	20.9	20.8	13.3	11.4	12.6	21.5
47	1925 ... per cent	17.4	22.0	25.0	13.8	17.1	14.6	24.1
48	1920 ... per cent	21.9	27.7	30.1	19.4	23.4	17.6	33.6
	TENANTS RELATED TO LANDLORD AND CASH RENT PAID, 1930							
49	All tenants ... number	27,394	696	611	353	225	402	1,150
50	Tenants related to landlord ... number	8,118	220	137	106	47	156	298
51	Proportion of all tenants ... per cent	29.6	31.6	22.4	30.0	20.9	38.8	25.9
52	Cash tenants ... number	10,111	143	567	196	189	92	284
53	Cash tenants related to landlord ... number	2,834	36	118	49	38	31	92
54	Proportion of all cash tenants ... per cent	28.0	25.2	20.8	25.0	20.1	33.7	32.4
55	Cash tenants reporting amount of rent ... number	10,005	143	566	192	189	91	283
56	Related to landlord ... number	2,786	36	118	49	38	30	91
57	land in farms ... acres	230,714	1,657	7,629	4,306	3,998	3,185	5,575
58	rent per year, total ... dollars	757,519	4,726	45,228	8,692	9,479	6,905	26,210
59	average rent per farm ... dollars	272	131	383	177	249	230	288
60	average rent per acre ... dollars	3.28	2.85	5.93	2.02	2.37	2.17	4.70
61	Not related to landlord ... number	5,804	85	393	108	116	46	145
62	land in farms ... acres	532,685	3,838	32,851	11,808	11,166	6,173	10,436
63	rent per year, total ... dollars	1,653,255	14,617	137,036	20,925	26,961	9,097	47,478
64	average rent per farm ... dollars	285	172	349	194	232	198	327
65	average rent per acre ... dollars	3.10	3.81	4.17	1.77	2.41	1.47	4.55
66	Relationship not reported ... number	1,415	22	55	35	35	15	47
67	All other tenants ... number	17,283	553	44	157	36	310	866
68	Other tenants related to landlord ... number	5,284	184	19	57	9	125	206
69	Proportion of all other tenants ... per cent	30.6	33.3	43.2	36.3	25.0	40.3	23.8
	MOVEMENT OF FARM POPULATION, APRIL 1, 1929, TO MARCH 31, 1930							
	Persons who moved—							
70	To farms from cities, villages, or other incorporated places ... number	21,167	204	595	128	322	378	1,181
71	farms reporting	7,210	77	187	52	89	130	351
72	From farms to cities, villages, or other incorporated places ... number	12,454	224	266	100	140	250	399
73	farms reporting	5,997	102	103	53	57	120	191

[1] Sold, traded, or consumed by operator's family.

FACILITIES, ROADS, AND LAND OWNED AND RENTED BY PART OWNERS, 1930; TENANCY, 1930, 1925, AND AND MOVEMENT OF FARM POPULATION, APRIL 1, 1929, TO MARCH 31, 1930

Blair	Bradford	Bucks	Butler	Cambria	Cameron	Carbon	Centre	Chester	Clarion	Clearfield	Clinton	Columbia	Crawford	Cumberland	
52,645	1,675,748	167,933	151,792	21,804	260	2,090	190,417	562,608	40,286	14,919	13,864	50,741	825,959	27,162	1
48	1,142	102	129	42	3	10	176	157	68	28	25	69	1,015	25	2
9,109	356,696	220,962	38,867	8,546	118	15,608	30,755	168,108	10,796	4,416	19,107	16,269	105,441	5,965	3
30	587	306	120	51	3	20	189	211	68	45	103	48	419	33	4
129,576	3,326,036	403,043	388,461	91,137	2,290	13,621	615,157	865,771	123,217	42,440	50,644	183,455	1,962,784	72,945	5
373,289	2,260,989	2,892,715	942,906	419,829	39,496	220,488	425,971	2,431,285	266,847	343,482	185,382	448,214	1,583,491	859,438	6
1,262	4,085	3,774	3,086	1,577	157	568	1,457	3,620	1,660	2,038	698	1,722	4,626	2,380	7
94,497	174,724	480,214	210,568	127,191	4,945	93,318	124,072	1,107,187	106,494	122,491	49,907	273,179	248,062	181,067	8
932	2,740	3,125	2,746	1,463	85	605	1,247	3,570	1,826	1,738	630	1,936	3,950	2,147	9
2,650	4,424	12,087	4,316	3,897	108	2,803	4,238	18,155	4,310	3,426	1,426	8,961	6,616	6,991	10
817	2,164	3,057	2,016	1,396	48	604	1,177	3,267	1,800	1,680	563	1,895	3,420	2,097	11
266,811	557,651	1,597,722	318,101	324,679	7,187	131,137	310,158	3,087,546	148,945	199,498	140,480	292,355	440,068	481,898	12
813	2,447	2,561	1,590	911	86	370	1,152	3,073	1,163	1,344	559	1,346	2,665	1,758	13
139,813	256,744	620,931	147,296	106,241	4,282	60,408	170,037	1,034,795	73,993	87,263	68,649	146,820	220,569	222,005	14
196,766	609,598	834,286	464,634	203,819	14,429	114,996	331,324	1,020,155	302,412	188,901	100,090	332,930	633,813	339,707	15
565	1,716	1,893	1,214	615	43	244	789	1,895	873	671	359	825	2,045	1,069	16
27,213	33,342	117,139	20,645	28,324	327	7,857	17,194	143,523	6,913	21,302	6,693	8,587	46,022	22,700	17
506	640	1,512	290	474	8	126	351	1,437	170	632	128	147	871	428	18
1,255	3,984	4,298	3,127	1,499	123	631	1,704	5,107	2,145	1,691	730	1,894	4,365	2,804	19
1,043	3,304	3,157	2,505	1,294	109	513	1,445	3,471	1,636	1,514	611	1,573	3,706	2,321	20
619	993	1,816	778	621	24	340	495	1,863	291	423	209	970	856	587	21
577	939	1,551	710	567	22	301	462	1,628	280	400	200	925	804	545	22
327	903	1,465	693	369	12	180	511	1,404	424	337	212	435	729	455	23
309	876	1,346	669	353	11	170	490	1,283	412	331	202	419	702	429	24
207	333	768	199	160	1	61	179	1,031	105	108	88	192	436	322	25
140	238	532	133	88	1	36	123	675	67	74	51	132	282	209	26
356	1,812	2,626	989	551	35	393	623	2,083	403	528	288	700	1,529	1,547	27
299	1,496	2,074	793	473	32	312	525	1,647	333	478	241	600	1,253	1,223	28
603	3,013	1,865	1,754	593	54	266	892	2,804	1,439	718	363	1,091	1,864	1,251	29
638	1,854	1,963	1,432	1,033	74	241	619	2,583	1,097	1,112	303	713	1,744	453	30
241	640	1,135	497	312	29	130	163	1,779	249	274	99	262	601	238	31
642	1,044	1,850	527	600	20	214	431	1,956	250	717	185	357	1,106	611	32
1,608	4,667	4,360	3,690	2,183	190	736	1,875	4,559	2,164	2,752	913	2,279	5,518	2,932	33
112	482	137	483	194	19	84	60	348	226	214	4	105	513	112	34
1	1	----	22	214	----	----	----	----	1	6	----	4	7	1	35
33	39	50	20	5	----	1	9	36	----	----	----	2	37	----	36
291	255	1,377	397	38	32	44	468	1,212	70	87	144	72	153	494	37
137	59	304	319	105	3	23	93	494	82	36	105	181	631	405	38
6	----	10	58	15	2	----	4	10	49	12	2	7	5	1	39
166	589	951	77	468	5	42	317	444	87	297	200	253	228	548	40
802	3,187	1,297	2,204	1,095	126	518	846	1,820	1,600	1,998	379	1,526	3,720	1,169	41
60	55	234	110	49	3	24	78	195	49	102	79	129	224	202	42
5,100	56,987	11,620	25,791	8,919	102	1,840	11,410	14,789	18,448	17,168	6,479	7,275	48,092	4,433	43
2,678	35,515	6,703	15,051	5,682	2	1,307	7,410	8,528	12,583	10,414	4,414	4,910	27,374	2,355	44
2,422	21,472	4,917	10,740	3,237	100	533	4,000	6,261	5,865	6,754	2,065	2,365	20,718	2,078	45
18.3	10.6	11.9	10.5	9.3	8.9	3.8	33.3	16.3	12.6	7.0	19.9	14.3	10.3	34.4	46
18.3	12.4	11.8	10.7	8.0	3.8	2.8	33.5	17.6	12.9	6.6	22.6	17.8	10.3	36.8	47
25.3	16.7	17.1	16.8	12.0	11.1	9.5	36.1	23.8	16.5	8.2	26.4	22.7	13.2	42.5	48
295	496	519	387	203	17	28	625	742	272	193	182	325	566	1,009	49
77	184	192	117	55	6	14	160	175	130	56	48	109	160	178	50
26.1	37.1	37.0	30.2	27.1	35.3	50.0	25.6	23.6	47.8	29.0	26.4	33.5	28.3	17.6	51
90	166	368	265	146	13	21	100	375	83	118	40	62	331	106	52
21	67	137	77	41	4	9	19	78	43	35	13	34	81	20	53
23.3	40.4	37.2	29.1	28.1	30.8	42.9	19.0	20.8	51.8	29.7	32.5	54.8	24.5	18.9	54
85	165	365	254	145	13	21	97	373	83	110	38	61	322	105	55
19	67	135	72	40	4	9	18	78	43	28	12	34	76	20	56
1,532	6,856	9,274	6,195	3,014	334	773	1,656	5,683	4,916	1,968	985	2,803	7,852	1,650	57
6,195	13,987	50,087	13,485	8,948	513	1,372	6,534	32,263	6,243	4,028	2,355	9,350	13,739	5,664	58
326	209	371	187	224	128	152	363	414	145	144	196	275	181	283	59
4.04	2.04	5.40	2.18	2.97	1.54	1.77	3.95	5.68	1.27	2.05	2.39	3.34	1.75	3.43	60
50	86	186	144	89	8	10	66	234	29	62	22	19	193	63	61
5,112	9,743	14,134	14,197	8,823	682	965	11,815	22,027	3,186	5,370	2,136	1,116	18,413	2,688	62
17,816	18,728	74,212	28,284	23,442	924	2,061	24,884	97,078	4,803	9,051	3,847	5,070	34,808	14,938	63
356	218	399	196	263	116	206	377	415	166	146	175	267	180	237	64
3.49	1.92	5.25	1.99	2.66	1.35	2.14	2.11	4.41	1.51	1.69	1.80	4.54	1.89	5.56	65
16	12	44	38	16	1	2	13	61	11	20	4	8	53	22	66
205	330	151	122	57	4	7	525	367	189	75	142	263	235	903	67
56	117	55	40	14	2	5	141	97	87	21	35	75	79	158	68
27.3	35.5	36.4	32.8	24.6	50.0	71.4	26.9	26.4	46.0	28.0	24.6	28.5	33.6	17.5	69
291	455	856	352	225	54	33	115	838	201	585	98	379	690	244	70
92	160	302	117	65	23	19	55	242	79	191	31	118	266	77	71
160	284	608	207	130	62	29	116	450	226	288	78	199	402	161	72
65	154	227	108	81	36	23	73	168	146	154	42	109	196	74	73

COUNTY TABLE XII.—COOPERATIVE MARKETING AND FARM EXPENDITURES, 1929; FARM MACHINERY, 1920; TENANTS RELATED TO LANDLORD AND CASH RENT PAID, 1930; AND

	ITEM (See definitions in Introduction)	Dauphin	Delaware	Elk	Erie	Fayette	Forest	Franklin
	COOPERATIVE MARKETING, 1929							
	Cooperative marketing:							
1	Value of farm products sold ... dollars	15,326	153,343	3,211	964,180	61,669	----------	96,304
2	farms reporting	19	36	7	790	93	----------	84
3	Value of farm supplies purchased ... dollars	8,980	20,268	2,620	269,121	13,809	----------	31,015
4	farms reporting	34	31	11	573	96	----------	103
5	**Value of all farm products [1] on farms reporting cooperative sales** ... dollars	43,087	197,069	9,244	1,972,397	210,525	----------	321,845
	FARM EXPENDITURES, 1929							
	Expenditures for—							
6	Feed (hay, grain, mill feed, etc., "not raised on this farm") ... dollars	821,226	482,988	188,953	1,574,242	499,809	46,613	996,751
7	farms reporting	1,972	519	653	3,862	2,394	268	2,986
8	Fertilizer (including commercial fertilizer, manure, marl, lime, and ground limestone) ... dollars	186,121	111,102	41,439	354,668	92,764	12,503	250,179
9	farms reporting	1,805	417	525	3,578	1,550	212	2,775
10	Commercial fertilizer (quantity purchased) ... tons	6,186	1,597	979	9,397	3,042	283	9,935
11	farms reporting	1,790	301	450	3,371	1,462	184	2,681
12	Farm labor, exclusive of housework (cash) ... dollars	468,486	947,951	82,560	934,100	374,773	21,563	722,711
13	farms reporting	1,275	446	386	2,404	1,421	133	2,259
14	Days of labor employed ... number	179,030	302,057	31,358	331,980	145,434	7,656	327,184
15	Farm implements and machinery (including automobiles, trucks, tractors, etc.) ... dollars	307,600	177,448	68,848	627,705	306,438	26,173	467,098
16	farms reporting	889	260	196	1,706	858	82	1,450
17	Electric light and power (paid to a power company) ... dollars	20,852	45,637	4,882	87,349	32,345	221	31,610
18	farms reporting	423	370	87	1,704	634	4	781
	FARM MACHINERY, FACILITIES, AND ROADS, 1930							
	Farm machinery:							
19	Automobiles ... number	2,270	791	538	3,938	2,332	212	3,481
20	farms reporting	1,779	503	457	3,304	1,887	177	2,845
21	Motor trucks ... number	640	418	183	1,437	732	47	830
22	farms reporting	600	321	170	1,357	680	43	768
23	Tractors ... number	444	191	156	1,062	494	39	690
24	farms reporting	404	177	150	1,011	471	36	664
25	Electric motors for farm work ... number	201	185	67	731	106	6	306
26	farms reporting	157	115	27	495	76	4	255
27	Stationary gas engines ... number	910	218	127	1,356	205	51	1,352
28	farms reporting	731	174	111	1,109	186	46	1,103
	Farm facilities:							
29	Telephones ... farms reporting	599	418	219	2,176	818	120	1,818
30	Water piped into farmer's dwelling house ... farms reporting	544	464	328	1,863	1,424	78	692
31	Water piped into bathroom ... farms reporting	238	391	81	869	496	22	340
32	Farmer's dwelling house lighted by electricity ... farms reporting	639	459	110	1,981	806	15	955
	Kind of road:							
33	All farms ... number	2,299	689	789	4,885	3,364	337	3,536
	Farms located on—							
34	Concrete road ... number	236	137	65	961	386	22	150
35	Brick road ... number	----------	1	----------	8	208	1	----------
36	Asphalt road ... number	3	30	----------	6	24	----------	----------
37	Macadam road ... number	389	280	31	51	322	----------	763
38	Gravel road ... number	283	33	19	1,145	137	3	966
39	Sand-clay road ... number	2	----------	2	35	34	----------	3
40	Improved dirt road ... number	249	74	55	301	432	140	717
41	Unimproved dirt road ... number	971	99	611	2,144	1,679	154	844
42	All other (including not reported) ... number	166	35	6	234	142	17	93
	LAND OWNED AND RENTED BY PART OWNERS, 1930							
43	All land in farms operated by part owners ... acres	4,545	1,438	4,006	40,170	13,291	3,541	11,178
44	Owned and operated by part owners ... acres	2,845	759	2,555	24,525	7,218	1,638	6,518
45	Rented and operated by part owners ... acres	1,700	679	1,451	15,645	6,073	1,903	4,660
	TENANCY							
46	Proportion of tenancy ... 1930 ... per cent	23.1	17.4	5.3	11.1	8.7	9.2	31.3
47	1925 ... per cent	24.5	17.8	3.4	11.5	9.8	6.2	33.9
48	1920 ... per cent	30.0	29.9	4.8	16.8	13.5	9.4	35.9
	TENANTS RELATED TO LANDLORD AND CASH RENT PAID, 1930							
49	All tenants ... number	532	120	42	544	292	31	1,108
50	Tenants related to landlord ... number	163	15	10	128	67	----------	332
51	Proportion of all tenants ... per cent	30.6	12.5	23.8	23.5	22.9	----------	30.0
52	Cash tenants ... number	139	103	34	342	198	25	99
53	Cash tenants related to landlord ... number	43	13	6	73	40	----------	32
54	Proportion of all cash tenants ... per cent	30.9	12.6	17.6	21.3	20.2	----------	32.3
55	Cash tenants reporting amount of rent ... number	138	103	34	341	195	25	94
56	Related to landlord ... number	42	13	6	73	39	----------	32
57	land in farms ... acres	3,245	746	506	6,581	2,768	----------	1,796
58	rent per year, total ... dollars	9,696	5,962	1,680	18,984	6,323	----------	10,447
59	average rent per farm ... dollars	231	459	280	260	162	----------	326
60	average rent per acre ... dollars	2.99	7.99	3.32	2.88	2.28	----------	5.82
61	Not related to landlord ... number	77	81	27	199	124	15	52
62	land in farms ... acres	6,689	7,136	1,275	18,111	10,207	3,116	2,305
63	rent per year, total ... dollars	25,201	47,343	3,028	52,411	27,013	1,865	12,093
64	average rent per farm ... dollars	327	584	112	263	218	124	233
65	average rent per acre ... dollars	3.77	6.63	2.37	2.89	2.65	0.60	5.25
66	Relationship not reported ... number	19	9	1	69	32	10	10
67	All other tenants ... number	393	17	8	202	94	6	1,009
68	Other tenants related to landlord ... number	120	2	4	55	27	----------	300
69	Proportion of all other tenants ... per cent	30.5	11.8	50.0	27.2	28.7	----------	29.7
	MOVEMENT OF FARM POPULATION, APRIL 1, 1929, TO MARCH 31, 1930							
	Persons who moved—							
70	To farms from cities, villages, or other incorporated places ... number	363	184	56	831	437	73	130
71	farms reporting	113	60	21	285	130	25	53
72	From farms to cities, villages, or other incorporated places ... number	273	92	25	457	197	49	118
73	farms reporting	99	31	17	222	102	20	60

[1] Sold, traded, or consumed by operator's family.

FACILITIES, ROADS, AND LAND OWNED AND RENTED BY PART OWNERS, 1930; TENANCY, 1930, 1925, AND MOVEMENT OF FARM POPULATION, APRIL 1, 1929, TO MARCH 31, 1930—Continued

Fulton	Greene	Huntingdon	Indiana	Jefferson	Juniata	Lackawanna	Lancaster	Lawrence	Lebanon	Lehigh	Luzerne	Lycoming	McKean	Mercer	Mifflin	
21,964	7,970	26,953	106,988	31,700	2,731	294,821	62,515	161,305	16,597	80,524	142,949	130,116	100,155	128,285	11,110	1
7	13	51	157	50	21	248	49	176	16	82	89	119	105	159	7	2
3,009	924	5,587	10,766	7,333	8,741	96,859	69,316	43,588	11,743	12,048	45,476	18,559	36,384	22,043	16,540	3
24	20	38	157	38	92	172	161	262	69	104	175	92	101	139	53	4
40,399	21,078	161,459	389,774	111,749	62,308	660,446	185,722	428,269	67,612	226,289	246,809	314,090	209,044	334,782	24,181	5
136,743	247,479	262,580	485,846	301,975	275,943	857,795	4,776,753	614,007	892,440	870,508	848,691	618,934	347,247	1,052,127	291,721	6
944	1,905	1,313	2,434	1,761	1,065	1,332	8,058	1,836	1,867	2,009	1,997	2,056	903	3,416	914	7
61,643	20,072	95,952	170,917	126,646	87,039	96,920	1,024,531	91,508	159,564	290,271	199,489	221,034	32,656	191,684	58,305	8
1,015	514	1,266	2,329	1,761	1,065	912	7,503	1,366	1,520	1,861	1,419	2,185	524	2,928	772	9
2,654	665	3,152	4,222	3,464	3,585	2,121	30,887	2,695	5,193	9,307	4,367	6,534	797	5,220	2,043	10
998	425	1,168	2,004	1,568	1,051	750	7,430	1,296	1,482	1,835	1,173	2,094	396	2,833	739	11
91,763	175,401	189,483	228,597	202,562	122,019	347,178	2,374,089	217,703	470,264	713,301	608,504	459,729	152,723	286,616	121,288	12
685	1,425	947	1,402	1,220	764	672	6,332	971	1,491	1,628	1,156	1,437	545	1,775	661	13
45,528	84,508	106,336	125,227	85,300	67,485	128,674	947,257	107,460	204,845	271,091	243,585	204,594	58,290	146,354	79,471	14
130,873	201,979	197,873	317,843	219,494	170,020	209,268	1,687,895	307,204	365,915	536,798	401,404	356,768	131,041	498,002	125,772	15
402	539	639	1,002	709	480	551	4,186	821	888	1,164	893	1,073	339	1,551	473	16
2,475	2,127	10,597	20,187	11,878	2,945	31,423	159,364	28,600	28,617	55,401	36,929	22,525	14,643	35,198	7,516	17
53	41	228	408	257	75	373	2,998	492	573	739	548	262	276	579	195	18
1,041	2,466	1,550	2,661	1,854	1,291	1,073	9,437	2,090	2,112	2,261	1,954	2,348	897	3,629	896	19
889	1,903	1,283	2,153	1,607	1,041	906	6,907	1,635	1,631	1,779	1,649	1,943	728	2,967	746	20
226	252	351	598	290	283	690	2,271	478	600	941	1,343	731	241	770	202	21
208	241	337	575	273	263	637	2,098	436	546	826	1,227	677	217	726	196	22
109	194	309	447	274	256	288	2,001	458	521	755	485	452	122	624	293	23
101	181	298	430	267	245	280	1,896	440	505	645	452	430	113	612	289	24
39	48	89	176	88	37	171	2,524	298	397	464	220	310	123	299	115	25
30	28	66	109	61	29	105	1,588	187	272	240	157	187	81	197	80	26
153	422	452	465	239	405	364	3,576	550	1,038	1,405	942	1,075	208	972	440	27
133	381	399	421	215	350	299	2,810	450	827	1,111	789	855	179	822	362	28
201	1,070	560	1,408	1,223	422	648	4,261	1,161	787	539	864	1,334	670	1,873	349	29
191	996	547	1,504	1,191	255	628	3,396	979	447	663	952	1,014	640	1,670	547	30
47	392	147	304	289	71	324	1,819	353	204	298	494	367	282	461	159	31
132	130	348	520	331	155	518	4,003	678	734	889	750	521	303	873	296	32
1,195	2,741	1,771	3,058	2,450	1,319	1,500	9,705	2,236	2,203	2,325	2,385	2,710	1,081	3,967	1,107	33
10	247	80	364	283	49	167	286	309	132	200	104	223	232	454	14	34
----	22	----	1	13	----	----	----	2	2	----	21	1	25	1	----	35
----	24	3	----	1	----	9	10	----	31	10	38	4	----	20	----	36
138	149	274	71	12	101	78	3,498	97	711	225	332	214	89	427	225	37
6	61	132	55	54	211	33	944	459	246	387	89	75	22	818	261	38
4	----	11	----	1	19	1	57	----	----	4	1	1	----	5	3	39
422	158	216	194	101	248	234	1,372	308	267	246	294	186	106	236	108	40
586	1,973	1,000	2,277	1,786	652	890	2,749	995	632	1,167	1,395	1,886	581	1,941	462	41
31	107	55	96	199	39	88	789	66	182	86	111	120	26	65	34	42
15,557	38,085	9,803	22,684	11,479	2,315	6,155	22,391	11,804	6,126	6,277	5,939	18,041	9,854	24,938	3,681	43
10,987	20,865	6,029	14,024	6,798	1,386	3,024	13,539	7,300	3,740	3,749	3,480	11,893	5,645	15,364	2,479	44
4,570	17,220	3,774	8,660	4,681	929	3,131	8,852	4,504	2,386	2,528	2,459	6,148	4,209	9,574	1,202	45
14.7	18.2	19.5	9.9	6.5	20.2	9.3	30.5	9.6	26.0	19.2	12.2	11.8	9.3	8.9	29.3	46
13.9	16.9	18.0	8.0	4.6	20.3	8.9	41.2	11.8	27.3	26.1	8.1	14.5	8.9	10.1	33.7	47
17.8	18.2	23.3	14.5	9.2	24.6	15.6	41.1	15.9	32.6	30.3	15.2	17.9	11.3	13.5	36.7	48
176	499	346	304	159	267	140	2,958	215	572	446	291	321	101	352	324	49
78	128	122	108	47	83	31	1,089	56	165	139	90	104	24	133	91	50
44.3	25.7	35.3	35.5	29.6	31.1	22.1	36.8	26.0	28.8	31.2	30.9	32.4	23.8	37.8	28.1	51
28	185	87	98	59	33	124	455	156	112	151	210	56	69	243	83	52
14	38	32	35	19	12	30	221	37	38	35	54	18	11	85	26	53
50.0	20.5	36.8	35.7	32.2	36.4	24.2	48.6	23.7	33.9	23.2	25.7	32.1	15.9	35.0	31.3	54
28	185	86	96	57	33	123	453	156	110	151	209	55	69	243	83	55
14	38	31	33	17	12	30	221	37	36	35	54	18	11	85	26	56
1,756	4,627	3,933	3,438	2,040	1,224	2,561	10,420	3,087	1,914	1,771	5,061	2,050	870	7,128	2,499	57
1,825	7,611	8,146	4,641	2,610	1,936	8,884	91,307	8,677	10,488	9,689	13,801	7,315	1,852	16,313	7,566	58
130	200	263	141	154	161	296	413	235	291	277	256	406	168	192	291	59
1.04	1.64	2.07	1.35	1.28	1.58	3.47	8.76	2.81	5.48	5.47	2.73	3.57	2.13	2.29	3.03	60
12	108	50	43	19	19	76	189	108	55	90	127	32	54	110	41	61
1,249	13,119	7,888	4,239	1,626	1,480	6,728	7,307	8,723	3,663	5,462	10,397	2,821	6,005	9,549	4,146	62
1,967	23,902	11,432	6,456	2,520	3,266	20,581	54,972	29,082	17,833	26,295	44,001	9,447	9,374	23,536	16,964	63
164	221	229	150	133	172	271	291	269	324	292	346	295	174	214	414	64
1.57	1.82	1.45	1.52	1.55	2.21	3.06	7.52	3.33	4.87	4.81	4.23	3.35	1.56	2.46	4.09	65
2	39	5	20	21	2	17	43	11	19	26	28	5	4	48	16	66
148	314	259	206	100	234	16	2,503	59	460	295	81	265	32	109	241	67
64	90	90	73	28	71	1	868	19	127	104	36	86	13	48	65	68
43.2	28.7	34.7	35.4	28.0	30.3	6.3	34.7	32.2	27.6	35.3	44.4	32.5	40.6	44.0	27.0	69
82	206	256	316	167	182	226	460	366	315	158	444	334	269	635	198	70
25	82	87	128	73	54	83	192	114	114	57	134	102	88	220	35	71
78	98	178	288	254	146	118	358	231	184	81	207	175	144	318	54	72
39	48	73	171	137	54	60	187	93	86	39	96	84	78	151	27	73

COUNTY TABLE XII.—COOPERATIVE MARKETING AND FARM EXPENDITURES, 1929; FARM MACHINERY, 1920; TENANTS RELATED TO LANDLORD AND CASH RENT PAID, 1930; AND

	ITEM (See definitions in Introduction)	Monroe	Montgomery	Montour	Northampton	Northumberland	Perry	Philadelphia
	COOPERATIVE MARKETING, 1929							
	Cooperative marketing:							
1	Value of farm products sold ... dollars	11,345	148,527	32,471	102,155	136,008	13,358	149,010
2	farms reporting	11	72	37	91	173	11	36
3	Value of farm supplies purchased ... dollars	9,029	56,018	2,775	75,922	20,318	12,226	53,361
4	farms reporting	39	78	11	186	134	40	46
5	**Value of all farm products [1] on farms reporting cooperative sales** ... dollars	20,341	487,467	96,491	280,015	475,646	38,229	164,714
	FARM EXPENDITURES, 1929							
	Expenditures for—							
6	Feed (hay, grain, mill feed, etc., "not raised on this farm") ... dollars	262,633	2,317,833	145,723	790,325	514,885	331,331	104,819
7	farms reporting	1,129	2,858	538	2,093	1,708	1,517	166
8	Fertilizer (including commercial fertilizer, manure, marl, lime, and ground limestone) ... dollars	71,654	253,099	64,690	157,263	190,041	118,037	79,609
9	farms reporting	787	1,841	596	1,742	1,834	1,470	180
10	Commercial fertilizer (quantity purchased) ... tons	2,214	6,129	2,510	5,255	6,621	4,696	1,180
11	farms reporting	749	1,716	596	1,685	1,770	1,456	140
12	Farm labor, exclusive of housework (cash) ... dollars	193,125	1,766,484	97,174	511,200	326,532	169,866	635,670
13	farms reporting	679	1,893	380	1,416	1,362	1,139	162
14	Days of labor employed ... number	73,967	530,755	55,799	189,014	163,912	88,495	137,532
15	Farm implements and machinery (including automobiles, trucks, tractors, etc.) ... dollars	179,896	637,393	89,122	459,039	299,582	183,765	94,709
16	farms reporting	463	1,261	240	948	843	546	120
17	Electric light and power (paid to a power company) ... dollars	18,124	147,120	2,067	40,721	17,183	5,775	14,961
18	farms reporting	294	1,692	38	761	258	143	112
	FARM MACHINERY, FACILITIES, AND ROADS, 1930							
	Farm machinery:							
19	Automobiles ... number	1,248	3,518	627	2,504	1,995	1,590	205
20	farms reporting	973	2,447	525	1,954	1,611	1,368	136
21	Motor trucks ... number	429	1,406	156	1,028	782	230	183
22	farms reporting	383	1,136	152	953	736	219	147
23	Tractors ... number	168	1,170	184	764	402	321	105
24	farms reporting	157	1,053	174	721	375	313	82
25	Electric motors for farm work ... number	134	1,160	21	242	172	155	62
26	farms reporting	80	743	12	172	123	103	53
27	Stationary gas engines ... number	773	1,865	310	1,241	805	469	67
28	farms reporting	661	1,489	257	1,028	654	416	56
	Farm facilities:							
29	Telephones ... farms reporting	444	1,688	284	699	758	609	145
30	Water piped into farmer's dwelling house ... farms reporting	550	1,672	128	696	649	411	121
31	Water piped into bathroom ... farms reporting	289	1,173	36	271	257	98	106
32	Farmer's dwelling house lighted by electricity ... farms reporting	423	1,972	67	972	413	243	122
	Kind of road:							
33	All farms ... number	1,370	3,360	695	2,707	2,143	1,861	231
	Farms located on—							
34	Concrete road ... number	138	289	37	371	152	85	25
35	Brick road ... number	----------	2	----------	1	7	----------	2
36	Asphalt road ... number	----------	47	----------	1	15	----------	44
37	Macadam road ... number	99	1,294	45	191	91	159	86
38	Gravel road ... number	67	176	23	359	36	276	16
39	Sand-clay road ... number	----------	2	----------	3	52	2	----------
40	Improved dirt road ... number	155	653	91	413	351	127	8
41	Unimproved dirt road ... number	856	794	478	1,237	1,348	1,159	32
42	All other (including not reported) ... number	55	103	21	131	91	53	18
	LAND OWNED AND RENTED BY PART OWNERS, 1930							
43	All land in farms operated by part owners ... acres	7,562	9,711	1,946	9,229	7,452	10,409	2,134
44	Owned and operated by part owners ... acres	6,137	5,978	1,021	6,251	4,489	6,725	1,312
45	Rented and operated by part owners ... acres	1,425	3,733	925	2,978	2,963	3,684	822
	TENANCY							
46	Proportion of tenancy ... 1930 ... per cent	8.0	11.1	28.8	16.4	18.3	17.3	51.9
47	1925 ... per cent	6.9	8.9	31.6	21.6	22.3	21.4	49.9
48	1920 ... per cent	13.4	17.3	33.9	29.4	24.9	24.0	61.7
	TENANTS RELATED TO LANDLORD AND CASH RENT PAID, 1930							
49	All tenants ... number	109	372	200	443	392	322	120
50	Tenants related to landlord ... number	45	119	41	99	120	115	13
51	Proportion of all tenants ... per cent	41.3	32.0	20.5	22.3	30.6	35.7	10.8
52	Cash tenants ... number	73	279	13	162	59	37	109
53	Cash tenants related to landlord ... number	28	94	6	32	26	13	13
54	Proportion of all cash tenants ... per cent	38.4	33.7	46.2	19.8	44.1	35.1	11.9
55	Cash tenants reporting amount of rent ... number	72	279	13	162	58	35	109
56	Related to landlord ... number	28	94	6	32	25	11	13
57	land in farms ... acres	2,965	5,717	372	2,352	1,639	829	504
58	rent per year, total ... dollars	5,100	38,299	784	11,457	5,600	1,733	8,650
59	average rent per farm ... dollars	182	407	131	358	224	158	665
60	average rent per acre ... dollars	1.72	6.70	2.11	4.87	3.42	2.09	17.16
61	Not related to landlord ... number	42	137	5	94	28	18	89
62	land in farms ... acres	4,713	9,590	357	6,546	2,295	568	3,854
63	rent per year, total ... dollars	7,187	59,686	1,119	33,426	6,863	1,572	44,419
64	average rent per farm ... dollars	171	436	224	356	245	87	499
65	average rent per acre ... dollars	1.52	6.22	3.13	5.11	2.99	2.77	11.53
66	Relationship not reported ... number	2	48	2	36	5	6	7
67	All other tenants ... number	36	93	187	281	333	285	11
68	Other tenants related to landlord ... number	17	25	35	67	94	102	----------
69	Proportion of all other tenants ... per cent	47.2	26.9	18.7	23.8	28.2	35.8	----------
	MOVEMENT OF FARM POPULATION, APRIL 1, 1929, TO MARCH 31, 1930							
	Persons who moved—							
70	To farms from cities, villages, or other incorporated places ... number	158	675	65	235	309	43	71
71	farms reporting	71	213	25	76	121	22	21
72	From farms to cities, villages, or other incorporated places ... number	124	356	38	101	180	75	17
73	farms reporting	68	158	19	47	70	32	7

[1] Sold, traded, or consumed by operator's family.

FACILITIES, ROADS, AND LAND OWNED AND RENTED BY PART OWNERS, 1930; TENANCY, 1930, 1925, AND MOVEMENT OF FARM POPULATION, APRIL 1, 1929, TO MARCH 31, 1930—Continued

Pike	Potter	Schuylkill	Snyder	Somerset	Sullivan	Susquehanna	Tioga	Union	Venango	Warren	Washington	Wayne	Westmoreland	Wyoming	York	
210	372,243	29,145	162,545	172,115	41,975	1,615,664	1,361,397	147,764	19,718	106,681	434,175	1,569,878	195,396	506,398	110,619	1
2	330	43	221	177	100	899	982	143	69	110	277	980	220	362	169	2
65	52,732	49,159	11,526	29,406	4,999	274,256	250,877	15,186	18,370	33,479	28,172	342,135	60,176	57,825	137,788	3
2	153	130	106	168	21	292	561	78	89	31	108	437	223	102	368	4
1,684	824,553	93,643	495,085	586,558	204,581	2,603,949	2,595,079	410,944	110,793	222,255	761,055	2,734,828	509,634	946,255	547,369	5
192,423	341,921	781,447	295,647	671,612	190,551	2,023,789	1,018,407	305,352	425,199	666,140	1,077,070	1,910,070	1,132,099	651,410	2,950,789	6
472	1,297	1,992	1,299	2,711	591	2,885	2,631	962	1,412	1,715	3,251	2,652	3,662	1,263	6,697	7
10,821	80,666	302,640	109,988	253,427	25,382	121,281	123,748	92,999	67,757	76,555	118,839	81,168	184,707	53,050	905,079	8
192	906	2,028	1,323	2,592	497	1,781	1,791	976	1,181	1,269	1,672	1,359	2,530	690	6,596	9
215	2,040	9,307	4,240	8,348	659	2,288	3,098	3,286	2,087	1,744	3,599	2,537	5,773	1,232	30,464	10
142	741	1,973	1,296	2,438	426	1,219	1,438	972	1,051	1,074	1,416	1,273	2,169	430	6,542	11
61,439	134,930	449,240	132,798	370,377	40,109	443,830	341,053	157,458	208,255	205,709	498,931	330,580	670,365	195,237	1,156,613	12
232	748	1,426	976	1,754	349	1,676	1,553	740	770	929	1,994	1,342	2,135	626	4,983	13
22,140	64,354	194,461	68,561	191,467	21,364	207,836	168,177	83,368	79,762	81,457	241,835	152,301	285,784	86,436	512,641	14
56,020	184,636	428,698	162,427	527,562	80,685	442,571	410,089	169,321	206,418	188,778	491,775	349,867	619,746	194,019	990,852	15
140	589	953	558	1,418	257	1,153	1,181	444	587	657	1,277	985	1,613	516	2,934	16
6,455	1,826	18,158	8,410	42,878	1,807	23,028	16,733	6,563	8,447	15,960	19,998	21,055	50,839	11,359	99,607	17
99	34	317	137	969	35	258	275	142	119	315	311	369	1,035	233	1,873	18
491	1,203	1,994	1,359	3,235	510	2,491	2,560	1,120	1,695	1,516	3,873	2,296	4,001	1,043	7,577	19
371	1,016	1,663	1,198	2,542	424	2,106	2,171	905	1,323	1,276	2,959	1,910	3,154	879	5,964	20
141	276	1,265	342	842	133	1,000	594	246	401	300	854	940	1,255	565	2,102	21
132	265	1,154	328	782	118	947	569	223	370	282	785	892	1,142	534	1,977	22
43	212	484	298	702	52	491	504	284	313	255	669	241	922	306	1,402	23
39	201	457	283	663	51	485	498	267	297	243	626	237	888	301	1,333	24
44	39	196	77	532	27	236	178	117	81	162	210	195	363	70	786	25
39	31	122	57	334	21	143	130	70	51	102	159	128	239	58	619	26
249	443	965	516	525	233	1,430	1,275	586	274	780	1,087	1,425	524	507	3,546	27
220	363	785	427	439	181	1,099	1,033	453	232	603	924	1,208	447	400	2,850	28
228	880	677	264	1,698	314	1,581	1,851	662	929	1,064	2,358	1,471	1,642	661	1,747	29
269	749	885	293	1,866	186	1,430	1,331	227	643	615	1,615	1,259	2,151	591	2,490	30
158	233	448	71	841	54	472	467	85	190	243	732	517	769	252	746	31
207	82	638	184	1,192	104	647	438	177	250	390	623	703	1,377	384	2,351	32
528	1,564	2,502	1,596	3,400	718	3,170	3,168	1,154	1,776	1,999	4,274	2,908	4,712	1,409	7,649	33
14	80	120	35	266	26	236	308	16	264	243	575	101	668	122	665	34
----	----	----	----	----	----	----	8	1	11	----	177	2	57	----	1	35
----	----	28	1	33	----	----	----	11	----	1	21	5	14	1	46	36
56	121	65	174	351	25	92	208	115	42	81	567	303	340	29	948	37
36	20	250	295	127	2	11	23	390	155	129	680	83	245	44	519	38
1	----	50	----	104	----	1	----	11	37	14	3	----	37	----	4	39
194	203	233	73	331	139	695	314	207	102	124	492	510	531	181	907	40
212	1,056	1,582	950	2,043	498	2,091	2,190	374	1,131	1,389	1,619	1,866	2,650	1,006	4,412	41
15	84	174	68	145	28	44	117	29	34	18	140	38	170	26	147	42
1,269	14,700	12,163	7,251	17,401	6,130	32,549	56,038	3,517	10,806	17,879	45,011	13,205	21,257	6,635	21,072	43
754	8,502	8,291	4,629	11,178	3,722	19,498	33,242	2,163	6,092	11,016	24,161	7,169	11,852	3,667	13,289	44
515	6,198	3,872	2,622	6,223	2,408	13,051	22,796	1,354	4,714	6,863	20,850	6,036	9,405	2,968	7,783	45
4.9	12.1	8.8	25.6	9.6	3.3	9.0	14.0	33.8	8.1	6.5	22.9	5.5	15.0	9.1	18.8	46
9.3	14.3	7.7	28.5	9.5	4.0	10.8	15.3	35.5	10.2	7.9	24.6	3.6	18.3	11.8	21.6	47
9.3	16.2	13.2	35.9	10.7	4.9	13.0	19.3	40.0	11.8	8.2	29.7	7.7	20.3	16.1	28.6	48
26	189	221	408	327	24	285	445	390	144	130	978	160	705	128	1,440	49
8	48	99	155	111	7	106	158	102	42	36	165	53	159	36	453	50
30.8	25.4	44.8	38.0	33.9	29.2	37.2	35.5	26.2	29.2	27.7	16.9	33.1	22.6	28.1	31.5	51
19	61	149	29	211	12	209	100	26	83	80	713	134	415	70	224	52
7	14	59	12	81	3	83	44	10	22	24	91	48	80	19	70	53
36.8	23.0	39.6	41.4	38.4	25.0	39.7	44.0	38.5	26.5	30.0	12.8	35.8	19.3	27.1	31.3	54
18	60	148	28	210	12	208	99	26	79	80	710	132	414	70	215	55
6	13	58	11	81	3	83	44	10	20	24	89	46	80	19	70	56
349	1,747	4,396	777	10,962	361	9,052	5,379	664	2,387	2,721	10,055	4,889	6,860	1,471	2,404	57
737	1,767	15,409	2,060	19,475	270	16,201	10,126	2,536	3,070	3,164	26,617	10,313	26,483	2,890	13,022	58
123	136	266	187	240	90	195	230	254	154	132	299	224	331	152	186	59
2.11	1.01	3.51	2.65	1.78	0.75	1.79	1.88	3.82	1.29	1.16	2.65	2.11	3.86	1.96	5.42	60
12	39	77	13	89	5	119	44	15	45	44	512	76	270	46	123	61
3,077	6,136	5,236	898	12,297	902	13,730	4,155	989	4,024	4,647	62,008	9,680	27,561	3,613	5,839	62
3,052	6,958	16,005	2,872	20,803	722	22,556	9,015	3,790	7,511	8,521	170,175	13,912	87,125	10,461	28,863	63
254	178	208	221	234	144	190	205	253	167	194	332	183	323	227	235	64
0.99	1.13	3.06	3.20	1.69	0.80	1.64	2.17	3.83	1.87	1.83	2.74	1.44	3.16	2.90	4.90	65
----	8	13	4	40	4	6	11	1	14	12	109	10	64	5	22	66
7	128	72	379	116	12	76	345	364	61	50	265	26	290	58	1,216	67
1	34	40	143	30	4	23	114	92	20	12	74	5	79	17	383	68
14.3	26.6	55.6	37.7	25.9	33.3	30.3	33.0	25.3	32.8	24.0	27.9	19.2	27.2	29.3	31.5	69
40	257	188	107	402	48	291	327	82	153	353	775	367	605	217	577	70
16	95	82	34	128	22	106	122	29	61	136	214	149	194	82	193	71
11	159	121	137	231	5	141	231	56	117	239	217	207	296	118	376	72
9	80	73	57	123	5	82	106	25	67	114	104	112	143	61	179	73