TABLES FOR GEOGRAPHIC DIVISIONS AND STATES

Fig. 1.—Map of the United States Showing Geographic Divisions

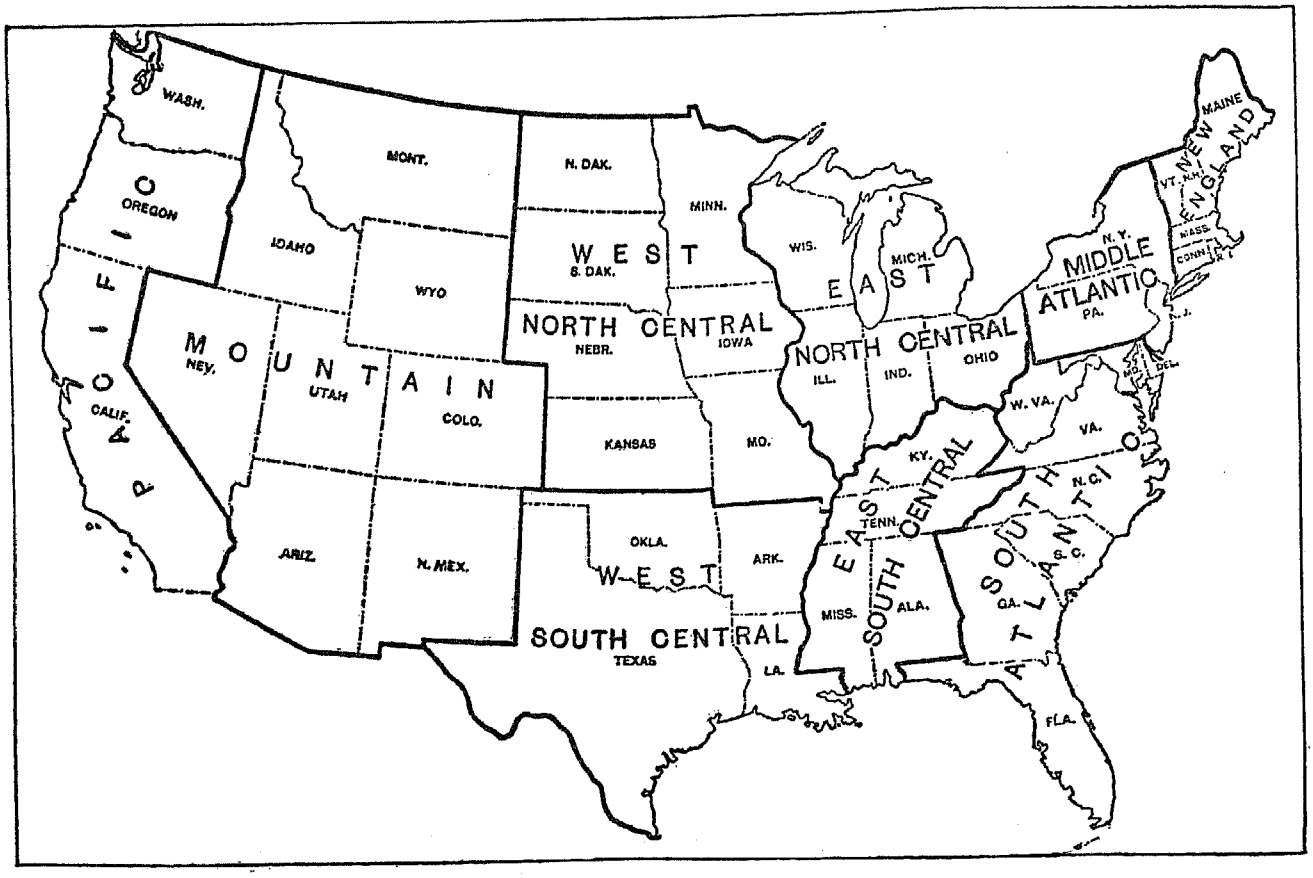

Fig. 2.—Type of Farming Regions, Based on Dominant Number of Farms of a Given Type, 1930

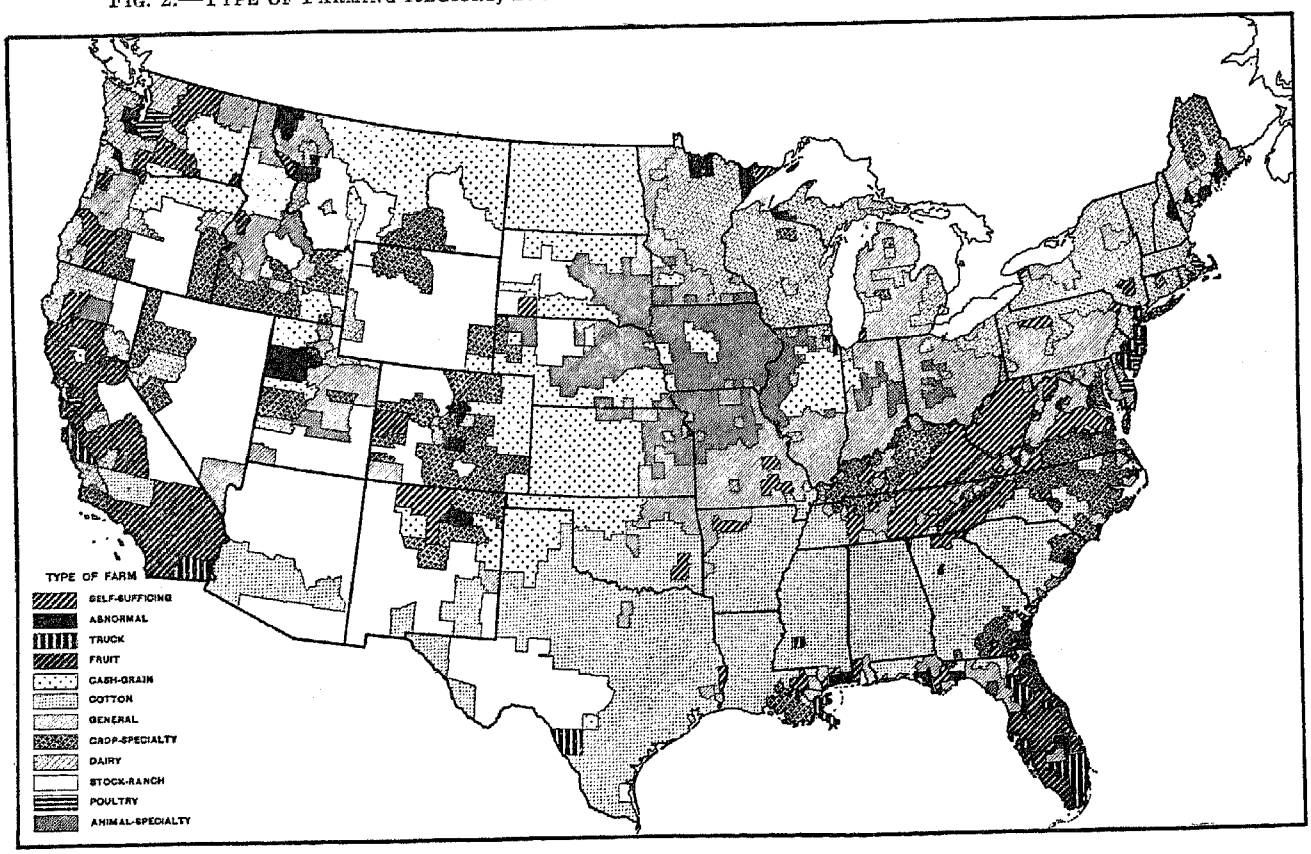

FIG. 3.—VALUE OF FARM PRODUCTS SOLD, TRADED, OR USED BY OPERATOR'S FAMILY

(PRODUCED IN 1929)

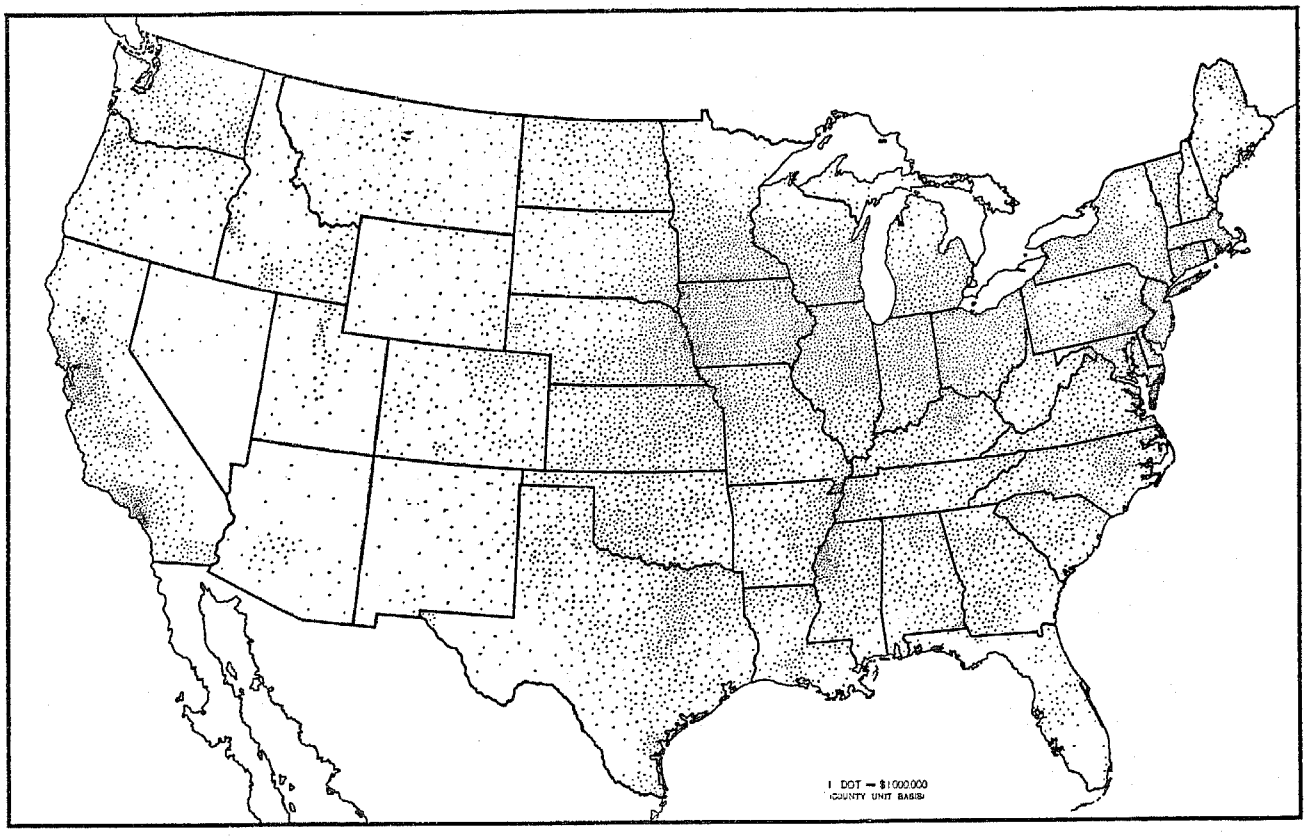

FIG. 4.—AVERAGE VALUE PER FARM OF FARM PRODUCTS SOLD, TRADED, OR USED BY OPERATOR'S FAMILY

(PRODUCED IN 1929)

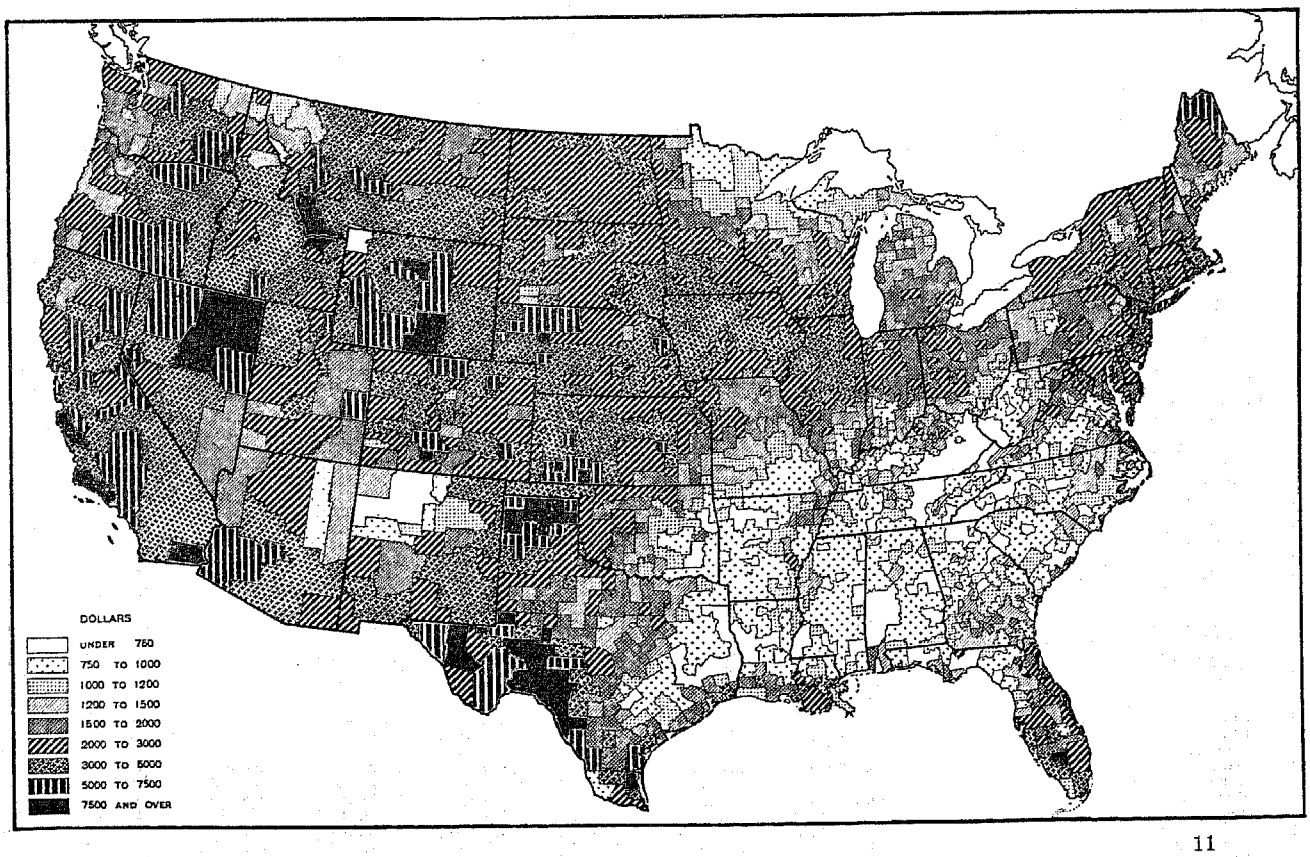

STATE TABLE I.—FARMS AND FARM ACREAGE, 1930 AND

[See NOTE,

	ITEM AND TYPE OF FARM (See definitions in Introduction)	UNITED STATES	GEOGRAPHIC DIVISIONS						
			NEW ENGLAND	MIDDLE ATLANTIC	EAST NORTH CENTRAL	WEST NORTH CENTRAL	SOUTH ATLANTIC	EAST SOUTH CENTRAL	WEST SOUTH CENTRAL
	FARMS, BY TYPE, 1930	*Number*	*Number*	*Number*	*Number*	*Number*	*Number*	*Number*	*Number*
1	All types	6,288,648	124,925	357,603	966,502	1,112,755	1,058,468	1,062,214	1,103,134
2	General	1,044,266	17,177	80,935	275,921	265,723	124,971	122,592	101,631
3	Cash-grain	454,726	31	3,613	84,415	245,869	6,984	6,989	46,443
4	Cotton	1,640,025			75	13,588	368,491	529,684	719,596
5	Crop-specialty	431,379	12,138	18,354	36,791	16,073	186,289	92,581	12,669
6	Fruit	141,418	2,674	11,989	12,540	3,977	22,317	3,085	11,461
7	Truck	84,561	3,216	13,575	14,705	4,318	18,658	7,728	8,902
8	Dairy	604,857	39,822	118,255	235,322	106,088	19,644	16,476	17,168
9	Animal-specialty	479,042	2,053	4,169	109,552	285,984	17,676	24,231	15,257
10	Stock-ranch	71,009		30	42	11,932	2,494	938	17,001
11	Poultry	166,517	10,002	26,323	36,794	31,934	14,790	4,091	9,560
12	Self-sufficing	498,019	11,113	24,322	52,397	49,240	141,547	147,611	52,041
13	Abnormal	334,092	23,161	42,083	69,052	41,228	79,939	53,080	29,290
14	Institution or country estate	5,806	866	1,052	878	586	1,112	518	320
15	Part-time	339,207	18,299	36,362	63,565	35,627	71,263	47,038	25,609
16	Boarding and lodging	6,291	995	2,133	772	456	593	273	223
17	Forest-product	20,106	2,387	1,555	1,666	1,613	5,778	3,465	1,475
18	Horse farm, feed lot, or livestock dealer	12,772	614	981	2,171	2,946	1,193	1,786	1,663
19	Unclassified	288,766	3,538	13,955	38,896	36,801	54,668	53,128	62,175
	FARM LAND, BY TYPE								
	All land in farms, 1930:	*Acres*	*Acres*	*Acres*	*Acres*	*Acres*	*Acres*	*Acres*	*Acres*
20	All types	936,771,016	14,283,197	35,047,145	110,891,179	265,437,907	86,362,715	72,817,357	183,906,346
21	General	144,181,284	2,238,589	8,030,703	31,091,408	48,409,883	14,588,246	12,424,036	13,972,383
22	Cash-grain	159,836,720	4,260	422,946	15,143,215	87,324,996	1,180,550	745,093	15,957,378
23	Cotton	118,504,993			4,385	728,677	25,119,871	28,973,728	62,511,091
24	Crop-specialty	47,204,623	1,595,612	1,856,373	4,043,586	3,534,045	13,760,602	7,165,492	1,971,052
25	Fruit	10,035,361	324,401	909,269	1,001,277	271,293	2,220,363	312,086	727,973
26	Truck	5,093,996	149,494	724,304	697,285	192,795	1,373,763	431,105	646,700
27	Dairy	83,783,599	5,906,188	16,190,768	28,413,592	16,705,139	2,799,993	2,150,730	2,664,665
28	Animal-specialty	110,033,816	344,409	616,409	18,278,135	69,902,602	4,130,319	4,439,152	4,404,984
29	Stock-ranch	206,774,419		12,215	42,278	23,053,440	1,670,008	668,166	67,502,136
30	Poultry	10,382,737	562,299	1,287,614	2,323,256	2,700,522	971,556	279,873	875,820
31	Self-sufficing	34,631,245	836,412	1,492,278	3,223,262	4,190,155	9,472,906	9,428,507	3,808,457
32	Abnormal	27,577,148	2,047,620	2,452,783	3,406,057	3,081,997	5,557,280	3,385,106	2,111,310
33	Institution or country estate	2,969,772	227,476	322,568	347,696	279,090	734,686	221,248	213,037
34	Part-time	15,925,515	1,033,994	1,532,781	2,474,401	1,609,649	2,920,069	1,977,470	1,153,258
35	Boarding and lodging	817,436	92,974	174,900	51,808	31,680	44,862	19,641	26,949
36	Forest-product	5,025,278	590,415	310,804	272,978	278,640	1,628,616	874,782	365,102
37	Horse farm, feed lot, or livestock dealer	2,839,147	102,761	111,730	259,174	882,938	229,047	291,965	352,964
38	Unclassified	28,731,075	273,913	1,051,483	3,223,443	5,392,363	3,517,258	2,414,283	6,752,397
	Average acres per farm, 1930:								
39	All types	157	114	98	115	239	82	69	167
40	General	138	130	99	113	182	117	101	137
41	Cash-grain	352	137	117	179	355	169	107	344
42	Cotton	72			58	54	68	55	87
43	Crop-specialty	109	131	101	110	220	74	77	156
44	Fruit	71	121	76	80	68	99	101	64
45	Truck	60	46	53	47	45	74	56	73
46	Dairy	139	148	137	121	157	143	131	155
47	Animal-specialty	230	168	148	167	244	234	183	289
48	Stock-ranch	2,912		407	1,007	1,932	670	712	3,970
49	Poultry	62	56	49	63	85	66	68	92
50	Self-sufficing	70	75	61	62	85	67	64	73
51	Abnormal	72	88	58	49	75	70	64	72
	Crop land harvested, 1929:								
52	All types	359,242,091	3,659,340	14,323,597	56,644,354	138,715,660	27,519,597	25,148,170	58,337,540
53	General	60,934,592	492,961	3,635,925	15,493,263	25,774,151	4,029,143	3,477,833	4,830,613
54	Cash-grain	92,014,943	1,447	248,051	11,238,178	55,775,513	492,871	338,480	9,247,613
55	Cotton	62,730,828			2,247	555,681	11,758,199	13,747,684	35,925,913
56	Crop-specialty	18,579,839	608,361	924,498	1,991,749	1,901,346	4,629,668	2,492,177	948,580
57	Fruit	4,611,935	84,262	517,617	487,661	129,349	835,056	112,739	288,734
58	Truck	2,433,622	54,753	389,665	377,528	104,231	568,555	141,985	257,862
59	Dairy	34,178,665	1,617,408	6,618,792	13,430,208	8,203,672	947,102	550,135	714,346
60	Animal-specialty	53,779,614	72,909	235,316	9,874,465	38,210,168	867,267	1,196,542	1,202,889
61	Stock-ranch	8,631,032		1,162	2,992	3,250,892	106,352	30,599	991,881
62	Poultry	3,530,145	116,311	492,211	952,435	1,073,523	265,144	67,945	247,944
63	Self-sufficing	7,698,974	175,318	415,646	910,007	1,174,702	1,829,021	2,087,508	884,412
64	Abnormal	5,465,892	387,598	625,289	991,833	845,101	895,124	659,124	446,611
65	Institution or country estate	798,231	43,610	93,100	154,165	112,882	125,209	75,719	65,116
66	Part-time	3,393,910	234,762	407,953	683,251	453,072	568,964	430,392	262,015
67	Boarding and lodging	105,137	18,875	39,255	10,866	6,584	8,068	3,668	2,683
68	Forest-product	510,223	69,064	47,297	47,080	41,585	146,174	92,156	32,417
69	Horse farm, feed lot, or livestock dealer	658,391	21,287	37,684	96,471	230,978	46,709	57,189	84,380
70	Unclassified	4,652,010	48,012	219,425	891,788	1,717,331	296,095	245,419	850,142
	Plowable pasture, 1929:								
71	All types	109,159,914	964,532	4,353,015	14,627,889	34,405,973	7,785,772	10,844,764	16,490,673
72	General	19,031,018	128,338	902,295	4,280,647	6,266,002	1,840,865	2,348,289	1,384,520
73	Cash-grain	17,433,492	743	32,673	1,434,193	8,804,589	157,749	110,171	2,642,909
74	Cotton	6,614,673			354	26,544	877,787	1,856,855	3,797,171
75	Crop-specialty	4,976,904	85,774	174,331	437,122	360,111	586,181	1,782,630	160,402
76	Fruit	691,935	13,903	70,363	88,299	34,753	150,291	31,510	56,171
77	Truck	379,847	10,147	54,406	62,694	19,806	88,653	54,194	48,865
78	Dairy	10,772,181	486,643	2,234,163	3,289,029	1,854,814	551,393	633,890	472,359
79	Animal-specialty	18,642,348	26,354	142,426	3,109,935	11,317,444	984,938	1,333,851	545,776
80	Stock-ranch	17,081,641		8,020	5,582	3,249,650	272,069	259,119	5,691,052
81	Poultry	1,567,461	34,592	148,795	409,643	519,934	122,624	57,283	105,138
82	Self-sufficing	4,499,972	49,180	183,188	489,419	589,222	1,201,383	1,422,012	330,035
83	Abnormal	3,414,129	108,886	271,372	535,200	490,293	655,802	576,908	280,568
84	Unclassified	4,054,313	19,972	130,983	485,772	872,811	296,037	378,052	975,707
	Other pasture (excl. woodland), 1929:								
85	All types	239,672,710	2,155,032	4,529,139	9,140,198	50,546,959	4,941,587	3,816,240	70,120,970
86	General	19,163,873	305,305	685,359	2,454,686	6,594,061	1,015,879	790,862	2,221,019
87	Cash-grain	24,529,324	379	19,661	435,834	11,932,985	55,507	27,752	2,307,688
88	Cotton	8,719,505			88	5,168	793,267	1,151,431	6,646,589
89	Crop-specialty	6,374,175	136,924	166,432	290,346	567,608	349,230	415,070	186,900
90	Fruit	844,329	22,068	43,462	60,646	14,331	76,104	11,512	52,946
91	Truck	382,885	9,974	31,806	39,910	11,693	48,935	25,719	100,580
92	Dairy	13,670,648	1,224,812	2,891,416	3,180,606	2,119,206	260,339	216,366	633,513
93	Animal-specialty	18,082,278	60,016	67,573	1,534,902	11,115,864	562,198	349,160	1,186,838
94	Stock-ranch	161,273,181		719	6,309	15,456,282	378,860	91,169	54,002,415
95	Poultry	1,334,861	57,857	122,342	198,800	298,466	68,117	17,482	176,950
96	Self-sufficing	3,641,722	93,247	144,070	329,850	615,744	737,927	466,545	358,618
97	Abnormal	4,833,758	214,497	252,095	340,900	692,493	388,283	148,625	321,763
98	Unclassified	6,822,171	29,953	104,204	267,321	1,123,058	206,921	104,547	1,925,151

1929, BY TYPE OF FARM, BY DIVISIONS AND STATES

bottom of p. 8]

Geographic Divisions—Con.		New England Division						Middle Atlantic Division			
Mountain	Pacific	Maine	New Hampshire	Vermont	Massachusetts	Rhode Island	Connecticut	New York	New Jersey	Pennsylvania	
Number	*Number*	*Number*	*Number*	*Number*	*Number*	*Number*	*Number*	*Number*	*Number*	*Number*	
241,314	261,733	39,006	14,906	24,898	25,598	3,322	17,195	159,806	25,378	172,419	1
34,007	21,399	7,576	2,223	2,630	2,696	383	1,669	27,198	2,868	50,959	2
42,664	17,718	15			16			449	107	3,057	3
5,620	2,971										4
40,842	15,642	7,965	476	851	1,232	35	1,579	9,131	1,248	7,975	5
5,189	68,186	686	275	132	1,185	79	317	8,454	1,353	2,182	6
4,530	8,929	385	138	106	1,798	174	615	5,933	5,436	2,206	7
16,010	36,052	6,596	4,332	14,425	7,782	1,183	5,504	68,106	4,709	45,380	8
14,984	5,136	688	275	460	356	48	226	958	108	3,103	9
39,106	8,457									30	10
5,932	27,151	2,073	1,622	450	3,366	463	2,028	9,463	4,878	11,982	11
10,437	9,311	4,049	1,818	1,460	1,765	340	1,681	7,226	1,023	16,073	12
19,213	27,046	8,031	3,337	3,997	4,372	458	2,966	16,730	2,066	23,287	13
226	248	65	83	42	351	31	294	467	168	417	14
17,071	24,373	6,337	2,434	3,388	3,445	370	2,325	13,522	1,623	21,217	15
366	390	263	248	157	158	5	164	1,583	94	456	16
692	1,475	1,167	469	310	293	36	112	697	31	827	17
858	560	199	103	100	125	16	71	461	150	370	18
11,780	13,825	942	410	387	1,030	159	610	6,248	1,522	6,185	19
Acres	*Acres*	*Acres*	*Acres*	*Acres*	*Acres*	*Acres*	*Acres*	*Acres*	*Acres*	*Acres*	
157,450,133	60,525,037	4,639,938	1,960,061	3,896,097	2,005,461	279,361	1,502,279	17,979,633	1,758,027	15,309,485	20
10,141,564	3,284,472	1,029,066	346,380	433,248	245,546	32,994	151,355	2,872,889	216,300	4,941,514	21
26,465,048	12,593,234	1,624			2,636			54,687	13,477	354,782	22
670,749	496,492										23
10,585,041	2,692,820	1,158,280	76,301	136,089	98,318	3,702	122,922	1,034,056	131,821	690,496	24
282,065	3,986,634	118,995	42,320	20,741	105,109	8,642	28,594	634,027	95,202	180,040	25
286,543	592,007	33,449	8,693	4,459	67,198	6,245	29,450	297,323	319,682	107,299	26
3,615,731	5,336,793	864,545	729,641	2,667,594	843,106	118,592	682,710	10,224,456	582,258	5,384,054	27
6,321,834	1,595,972	116,291	50,791	89,643	48,956	8,887	29,841	151,725	13,372	451,312	28
89,294,168	24,532,008									12,215	29
516,662	865,135	157,416	116,652	32,029	118,844	30,313	107,045	546,038	151,165	590,411	30
1,490,296	688,972	321,058	160,672	112,025	123,219	19,928	99,510	464,984	44,613	982,681	31
3,572,860	1,962,135	759,146	391,618	348,775	305,647	38,874	203,560	1,179,423	104,818	1,168,542	32
290,653	333,318	18,480	44,512	24,640	83,038	7,097	49,709	171,639	43,237	107,692	33
2,200,560	1,023,333	399,680	167,614	197,070	143,661	18,072	107,897	652,089	47,234	833,458	34
318,156	56,466	23,858	31,060	12,911	11,780	466	12,899	141,229	4,064	29,607	35
311,994	391,947	286,050	124,760	93,189	54,012	10,716	21,688	155,805	4,180	150,819	36
451,497	157,071	31,078	23,672	20,965	13,156	2,523	11,367	58,661	6,103	46,966	37
4,207,572	1,898,363	80,068	36,993	51,494	46,882	11,184	47,292	520,025	85,319	446,139	38
652	231	119	131	156	78	84	87	113	69	89	39
298	154	136	156	165	91	86	91	106	75	97	40
620	711	108			165			122	126	116	41
119	167										42
259	172	145	160	160	80	106	78	113	106	87	43
54	58	173	154	157	89	109	90	75	70	83	44
63	66	87	63	42	37	36	48	50	59	49	45
226	148	131	168	185	108	100	124	150	122	119	46
422	311	169	185	195	138	185	132	158	124	145	47
2,966	2,901									407	48
87	32	76	72	71	35	65	53	58	31	49	49
143	74	79	88	77	70	59	59	64	44	61	50
186	73	95	117	87	70	85	69	70	51	50	51
23,279,023	13,114,805	1,304,014	380,105	1,073,693	474,167	55,214	372,147	6,958,936	776,954	6,587,707	52
2,429,133	771,570	240,872	61,722	100,014	50,923	6,314	33,116	1,216,407	100,458	2,319,060	53
9,593,889	5,078,901	696			751			28,232	7,094	212,725	54
413,124	327,980										55
3,791,212	1,292,248	474,390	17,088	37,135	33,024	1,233	45,491	486,653	80,855	356,990	56
122,967	2,033,550	25,957	8,971	7,624	28,879	2,300	10,531	370,195	46,483	100,939	57
134,701	404,342	10,730	2,402	1,624	26,303	2,164	11,530	166,496	171,443	51,726	58
827,264	1,269,738	245,374	161,068	786,552	216,101	28,703	179,610	3,928,956	267,390	2,422,446	59
1,764,123	355,935	27,905	9,038	20,546	8,411	1,094	5,915	49,426	3,357	182,533	60
3,369,259	877,895									1,162	61
106,332	208,300	37,924	22,573	7,674	23,174	3,720	21,246	193,552	47,452	251,207	62
152,873	69,487	74,683	30,766	27,053	21,730	2,652	18,434	122,292	10,430	282,924	63
337,829	277,383	150,304	62,058	76,634	56,740	5,458	36,404	286,655	23,916	314,718	64
32,454	95,976	3,316	5,350	5,489	17,260	2,184	10,011	39,563	11,385	42,152	65
215,976	137,525	98,755	33,425	52,016	28,417	2,353	19,796	175,915	9,745	222,293	66
11,264	3,874	5,580	5,579	3,034	2,196	48	2,438	32,108	876	6,271	67
13,709	20,741	35,431	13,574	11,198	6,095	551	2,215	20,557	320	26,411	68
64,426	19,267	7,222	4,130	4,897	2,772	322	1,944	18,512	1,581	17,591	69
236,322	147,476	15,179	4,419	8,837	8,131	1,576	9,870	110,072	18,076	91,277	70
15,217,230	4,470,066	259,265	106,355	274,179	161,685	35,205	127,843	2,375,854	197,856	1,779,305	71
1,592,951	287,111	53,723	15,805	24,924	16,378	5,164	12,344	354,360	22,756	525,179	72
3,705,785	544,680	143			600			4,682	1,413	26,578	73
40,353	15,609										74
1,229,696	160,657	58,964	4,240	7,101	6,321	382	8,766	111,841	8,494	53,996	75
14,200	232,445	5,129	1,428	1,830	3,452	499	1,565	57,007	3,374	9,982	76
11,954	29,128	2,472	630	281	4,332	514	1,918	25,782	19,047	9,577	77
503,684	746,206	63,481	49,125	206,012	86,028	17,394	64,603	1,471,859	105,463	656,841	78
980,676	200,948	8,116	2,799	6,751	4,409	1,470	2,809	26,495	1,692	114,239	79
5,892,046	1,704,103									8,020	80
63,062	106,390	7,453	5,546	2,359	9,189	2,823	7,222	72,564	14,723	61,508	81
181,505	54,028	17,723	7,912	6,665	7,162	2,139	7,579	55,021	5,020	123,147	82
323,755	171,345	37,324	16,657	15,003	19,240	3,725	16,937	126,427	9,554	135,391	83
677,563	217,416	4,737	2,213	3,253	4,574	1,095	4,100	69,816	6,320	54,847	84
99,335,383	25,087,222	499,461	249,871	899,742	246,684	27,373	231,901	2,974,850	95,175	1,459,114	85
4,259,205	837,497	135,047	36,440	81,550	28,986	3,595	19,687	317,129	10,118	358,112	86
7,402,781	2,346,737	95			284			3,604	387	15,670	87
78,372	44,590										88
3,648,185	613,480	78,076	8,334	28,082	9,520	487	12,425	112,423	2,843	51,166	89
56,211	507,049	7,808	3,973	1,910	5,664	796	1,917	35,769	1,178	6,575	90
75,947	38,321	3,276	426	700	3,105	225	2,242	18,050	8,850	4,906	91
1,590,827	1,553,563	129,205	130,853	671,694	142,466	15,224	135,370	2,098,831	55,833	736,752	92
2,627,340	578,387	16,961	7,902	20,455	7,348	1,444	5,908	27,639	1,093	38,841	93
74,332,829	17,004,598									719	94
222,150	172,697	15,748	10,469	5,895	9,826	1,862	14,057	66,857	6,500	48,985	95
729,105	166,616	35,073	13,279	19,099	12,102	974	12,720	66,501	2,438	75,131	96
1,946,571	528,531	70,700	35,678	59,266	24,145	2,313	22,395	156,627	3,102	92,366	97
2,365,860	695,156	7,472	2,517	11,091	3,238	453	5,182	71,480	2,833	29,891	98

STATE TABLE I.—FARMS AND FARM ACREAGE, 1930 AND 1929,

[See NOTE,

	ITEM AND TYPE OF FARM (See definitions in Introduction)	East North Central Division					West North Central Division		
		OHIO	INDIANA	ILLINOIS	MICHIGAN	WISCONSIN	MINNESOTA	IOWA	MISSOURI
	FARMS, BY TYPE, 1930	*Number*	*Number*	*Number*	*Number*	*Number*	*Number*	*Number*	*Number*
1	All types	219,293	181,570	214,497	169,372	191,767	185,255	214,928	255,940
2	General	79,540	62,775	55,697	55,932	21,977	53,144	41,720	80,914
3	Cash-grain	13,512	15,958	52,475	2,005	465	16,108	34,133	13,750
4	Cotton			75					13,526
5	Crop-specialty	6,778	3,946	2,178	16,620	7,269	6,320	526	1,991
6	Fruit	2,719	960	2,224	6,127	480	489	426	2,198
7	Truck	3,880	3,050	3,017	3,562	1,196	1,043	943	1,365
8	Dairy	29,776	17,303	22,263	40,679	125,301	65,401	12,603	14,286
9	Animal-specialty	26,993	34,318	36,153	7,161	4,927	21,576	101,898	56,695
10	Stock-ranch	16	3	3	15	5	4	3	
11	Poultry	10,539	8,080	9,801	6,127	1,947	2,323	4,435	16,642
12	Self-sufficing	14,476	11,331	12,270	8,949	5,371	6,304	5,829	25,999
13	Abnormal	20,404	15,396	10,477	14,445	8,330	7,787	6,458	15,099
14	Institution or country estate	270	123	172	165	148	108	126	140
15	Part-time	19,009	14,358	9,669	13,220	7,309	6,487	5,588	13,530
16	Boarding and lodging	169	100	68	270	165	215	33	125
17	Forest-product	415	283	152	391	425	765	75	652
18	Horse farm, feed lot, or livestock dealer	541	532	416	399	283	212	636	652
19	Unclassified	10,363	8,42	7,864	7,750	4,499	4,756	5,954	13,475
	FARM LAND, BY TYPE								
	All land in farms, 1930:	*Acres*	*Acres*	*Acres*	*Acres*	*Acres*	*Acres*	*Acres*	*Acres*
20	All types	21,514,059	19,689,675	30,695,339	17,118,951	21,874,155	30,913,367	34,019,332	33,743,019
21	General	8,170,986	6,829,951	7,106,204	6,186,436	2,797,831	9,344,302	5,582,684	10,862,047
22	Cash-grain	1,860,542	2,711,667	10,265,407	237,036	68,563	4,060,130	6,387,678	2,187,244
23	Cotton			4,385					723,952
24	Crop-specialty	611,715	372,417	329,534	1,874,344	855,576	1,047,537	69,325	260,384
25	Fruit	188,296	85,305	243,052	422,464	62,160	13,384	14,482	182,303
26	Truck	166,707	179,447	145,707	134,485	70,939	47,085	46,569	62,297
27	Dairy	3,146,755	1,879,955	3,041,661	4,728,968	15,616,253	9,928,928	1,721,494	1,842,083
28	Animal-specialty	4,126,325	5,103,661	6,847,314	1,192,936	1,007,899	4,694,512	18,745,370	11,782,942
29	Stock-ranch	6,979	965	3,229	28,901	2,204	3,913	505	
30	Poultry	621,638	522,494	734,955	339,649	104,520	155,669	250,304	1,547,701
31	Self-sufficing	861,113	697,139	781,806	557,471	325,733	459,758	300,217	2,201,529
32	Abnormal	958,561	655,179	442,952	842,625	506,746	544,982	260,654	884,721
33	Institution or country estate	89,852	45,962	66,922	84,741	60,219	53,728	61,960	46,640
34	Part-time	725,611	507,395	298,345	616,026	327,024	333,540	102,156	610,540
35	Boarding and lodging	7,239	3,573	3,642	22,603	14,751	14,904	410	10,854
36	Forest-product	77,840	44,420	23,151	66,991	60,576	112,780	11,072	122,895
37	Horse farm, feed lot, or livestock dealer	58,019	53,829	50,892	52,264	44,170	30,020	85,056	93,792
38	Unclassified	794,442	650,495	749,133	573,636	455,737	613,167	640,050	1,205,816
	Average acres per farm, 1930:								
39	All types	98	108	143	101	120	167	158	132
40	General	103	109	128	111	127	176	134	134
41	Cash-grain	138	170	196	118	147	252	187	159
42	Cotton			58					54
43	Crop-specialty	90	94	151	113	118	166	132	131
44	Fruit	69	86	109	69	130	27	34	83
45	Truck	43	59	48	38	59	45	49	46
46	Dairy	106	109	137	116	125	152	137	129
47	Animal-specialty	153	149	189	167	205	218	184	208
48	Stock-ranch	436	322	1,076	1,927	441	978	168	
49	Poultry	57	65	75	55	54	67	56	93
50	Self-sufficing	59	62	64	62	61	73	52	85
51	Abnormal	47	43	42	58	61	70	40	59
	Crop land harvested, 1929:								
52	All types	10,115,652	10,213,313	18,958,337	7,738,221	9,618,331	18,445,306	22,275,868	13,175,947
53	General	4,003,696	3,500,712	3,861,483	2,966,747	1,160,625	5,798,647	3,615,330	4,235,305
54	Cash-grain	1,257,063	1,863,457	7,948,667	135,173	33,818	3,019,371	4,882,764	1,279,154
55	Cotton			2,247					552,602
56	Crop-specialty	249,164	166,031	201,319	996,247	378,988	599,429	48,276	135,666
57	Fruit	82,585	37,290	122,426	230,338	15,022	6,474	8,149	76,143
58	Truck	85,435	92,160	93,081	67,092	39,760	29,393	28,353	26,019
59	Dairy	1,400,407	934,534	1,779,156	2,170,466	7,145,645	5,176,979	1,009,716	629,907
60	Animal-specialty	2,110,365	2,871,103	3,911,317	524,426	457,254	3,214,060	11,954,690	4,707,632
61	Stock-ranch	786	45	175	1,879	107	151		
62	Poultry	244,423	197,276	324,685	149,651	36,400	69,631	131,711	527,887
63	Self-sufficing	213,617	189,944	261,688	161,397	83,361	127,798	137,527	565,357
64	Abnormal	254,482	197,051	168,296	231,705	140,299	135,407	116,891	205,662
65	Institution or country estate	36,645	23,725	39,361	27,066	27,368	19,555	29,677	15,017
66	Part-time	184,581	142,446	100,389	171,318	84,517	84,084	43,694	144,161
67	Boarding and lodging	2,040	1,177	928	4,159	2,562	2,967	142	1,808
68	Forest-product	11,560	9,276	5,410	11,839	8,995	13,700	3,237	19,154
69	Horse farm, feed lot, or livestock dealer	19,656	20,427	22,208	17,323	16,857	15,101	40,141	25,522
70	Unclassified	213,629	164,210	283,797	103,100	127,052	267,966	342,461	234,613
	Plowable pasture, 1929:								
71	All types	3,762,605	2,810,184	4,091,718	2,063,766	1,899,616	2,249,203	4,981,837	7,017,663
72	General	1,403,655	925,869	1,036,307	715,515	199,301	694,016	750,482	1,969,464
73	Cash-grain	200,863	252,022	954,150	22,760	4,398	277,747	635,264	263,369
74	Cotton			354					26,272
75	Crop-specialty	109,227	43,624	41,570	173,917	68,784	58,035	7,161	36,581
76	Fruit	22,129	7,348	22,119	33,766	2,937	941	1,528	27,127
77	Truck	16,619	17,455	10,081	12,901	5,638	3,280	3,764	7,985
78	Dairy	527,189	316,820	446,559	618,406	1,380,055	662,277	242,953	466,734
79	Animal-specialty	844,803	847,493	1,098,101	192,636	128,902	445,061	3,076,034	3,134,312
80	Stock-ranch	2,201	170	237	1,756	1,218	1,403	134	
81	Poultry	118,936	88,432	149,577	44,916	7,782	11,350	47,534	346,098
82	Self-sufficing	169,893	96,306	138,668	65,627	18,925	20,958	53,861	332,213
83	Abnormal	191,704	112,662	86,399	106,804	37,631	24,258	52,351	182,843
84	Unclassified	155,386	101,983	109,596	74,762	44,045	49,877	110,771	224,665
	Other pasture (excl. woodland), 1929:								
85	All types	2,421,236	1,312,363	1,505,497	1,418,052	2,483,050	2,342,444	2,557,673	2,017,431
86	General	860,688	478,920	340,333	509,919	264,826	691,275	436,282	667,880
87	Cash-grain	85,627	89,368	244,543	11,698	4,598	181,264	285,382	78,858
88	Cotton			88					4,620
89	Crop-specialty	65,971	36,628	7,230	115,162	65,055	46,838	4,967	12,616
90	Fruit	21,803	4,937	11,024	20,346	2,536	1,000	912	8,977
91	Truck	16,146	8,516	3,318	7,328	4,602	2,966	2,978	1,966
92	Dairy	479,231	164,746	227,128	443,641	1,865,860	932,936	194,365	133,878
93	Animal-specialty	423,205	305,999	523,964	130,210	141,524	366,472	1,494,554	748,058
94	Stock-ranch	2,689	65	1,723	1,769	63		115	
95	Poultry	84,721	47,800	29,151	27,520	9,608	11,872	22,408	107,787
96	Self-sufficing	143,299	66,732	44,432	43,889	31,498	30,661	30,259	126,805
97	Abnormal	140,221	60,478	28,666	65,423	46,107	30,934	27,447	54,983
98	Unclassified	87,635	47,874	43,897	41,142	46,773	46,226	58,004	71,003

BY TYPE OF FARM, BY DIVISIONS AND STATES—Continued

bottom of p. 8]

West North Central Division—Continued				South Atlantic Division									
North Dakota	South Dakota	Nebraska	Kansas	Delaware	Maryland	Dist. of Columbia	Virginia	West Virginia	North Carolina	South Carolina	Georgia	Florida	
Number	*Number*	*Number*	*Number*	*Number*	*Number*	*Number*	*Number*	*Number*	*Number*	*Number*	*Number*	*Number*	
77,975	83,157	129,458	166,042	9,707	43,203	104	170,610	82,641	279,708	157,931	255,598	68,966	1
12,159	16,969	22,740	38,077	2,950	11,201	2	34,309	16,696	26,956	7,630	16,724	8,503	2
54,857	25,868	43,364	57,789	415	2,125		1,868	458	1,058	626	360	134	3
			62				3,458		77,116	109,900	172,395	5,622	4
1,100	1,261	3,228	1,647	421	5,489		35,749	1,445	103,813	16,085	19,577	3,710	5
1	9	193	656	561	1,137		2,716	962	1,655	168	1,487	13,631	6
19	69	309	570	867	3,891	48	2,301	251	1,226	1,190	2,170	6,714	7
2,190	2,435	2,535	6,638	666	5,652		3,357	2,822	2,525	1,052	2,618	952	8
3,547	23,734	44,433	34,101	37	577		6,497	5,116	1,985	404	1,428	1,632	9
954	5,818	2,594	2,559				418	1,473	127	21	80	375	10
134	495	1,426	6,479	1,997	2,941	5	4,181	1,685	1,080	396	722	1,783	11
748	2,244	2,534	5,582	676	3,747	3	44,149	32,622	34,422	6,978	12,762	6,188	12
949	1,433	2,761	6,741	630	4,965	25	24,479	14,991	15,713	5,934	8,205	4,997	13
18	43	57	94	45	230	19	309	81	146	62	159	61	14
857	1,153	2,033	5,979	552	4,439	6	21,953	13,712	13,820	5,302	6,758	4,721	15
3	21	26	33	11	58		141	104	130	53	75	21	16
37	52	12	20	15	160		1,610	811	1,439	469	1,108	166	17
34	164	633	615	7	78		466	283	178	48	105	28	18
1,317	2,822	3,336	5,141	487	1,478	21	7,128	4,120	12,032	7,547	17,130	4,725	19
Acres	*Acres*	*Acres*	*Acres*	*Acres*	*Acres*	*Acres*	*Acres*	*Acres*	*Acres*	*Acres*	*Acres*	*Acres*	
38,657,894	36,470,083	44,703,565	46,975,647	900,815	4,374,398	3,071	16,728,620	8,802,348	18,055,103	10,393,113	22,078,630	5,028,617	20
4,527,977	5,385,571	5,509,006	7,198,296	330,395	1,312,401		4,308,282	2,188,849	2,623,295	845,905	2,122,547	856,572	21
28,938,905	11,020,326	12,408,327	22,322,386	74,515	415,344		339,203	75,731	147,531	74,493	32,704	21,029	22
			4,725				269,226		4,666,373	6,817,234	12,932,731	434,307	23
333,548	455,068	956,064	412,119	42,479	626,705		3,130,245	156,476	6,091,709	975,776	2,159,305	577,907	24
	1,497	8,599	51,028	52,032	92,645		424,479	158,862	177,959	25,159	455,080	834,147	25
714	4,223	10,802	21,105	71,496	309,527	859	178,054	17,865	75,354	124,701	228,137	367,770	26
730,577	796,544	694,018	991,495	91,429	775,267		623,772	378,615	299,218	143,018	396,798	91,876	27
1,788,059	8,729,525	14,630,589	9,531,605	6,033	119,664		1,760,972	1,105,702	328,541	107,362	441,289	260,756	28
1,746,986	8,173,221	8,911,322	4,217,493				314,429	732,069	73,102	56,119	136,275	358,014	29
19,231	43,677	99,631	584,369	118,668	151,083	21	332,401	150,658	69,397	29,801	57,387	62,140	30
95,604	493,756	203,949	435,342	42,589	200,536	4	2,986,295	2,558,437	2,042,628	377,849	944,569	310,999	31
125,719	565,871	295,997	404,053	31,613	231,563	1,937	1,560,983	967,188	877,753	387,258	1,031,391	467,594	32
11,766	45,104	27,633	32,319	9,597	49,691	1,880	189,858	23,641	49,349	64,832	112,243	233,595	33
85,229	148,369	110,590	219,225	19,128	133,440	57	895,834	708,818	520,717	175,099	310,707	156,269	34
285	1,183	2,186	1,858	422	4,668		12,733	9,098	9,626	2,454	4,671	1,190	35
6,632	18,969	2,806	3,546	1,652	31,272		341,968	167,105	282,337	139,151	592,311	72,820	36
21,867	352,306	152,782	147,105	814	12,492		120,590	58,526	15,724	5,722	11,459	3,720	37
350,574	800,804	980,261	801,691	39,566	139,663	250	500,279	311,896	582,243	428,438	1,140,417	374,506	38
496	439	345	283	93	101	30	98	107	65	66	86	85	39
372	317	242	189	112	117		126	131	97	111	127	101	40
528	426	236	386	180	195		182	165	139	119	109	157	41
			76				78		61	62	75	77	42
303	361	296	250	101	114		88	108	59	61	110	156	43
	166	43	78	93	81		156	165	108	150	306	61	44
38	61	35	37	82	80	18	77	71	61	105	105	55	45
334	327	274	149	137	137		186	134	119	136	152	97	46
504	368	329	280	163	207		271	216	166	266	309	160	47
1,831	1,405	3,435	1,648				752	497	576	2,672	1,703	955	48
144	88	70	99	59	51	4	80	89	64	75	79	35	49
128	220	80	78	63	54	1	68	78	59	54	74	52	50
132	395	107	60	50	47	77	64	65	56	65	126	94	51
21,254,660	17,856,178	21,399,340	24,308,361	407,609	1,741,615	1,737	3,975,307	1,655,380	5,809,741	4,136,809	8,337,145	1,454,254	52
2,281,036	3,177,037	2,949,256	3,717,540	155,374	565,223		1,112,057	473,557	667,164	209,281	556,809	289,818	53
17,089,055	6,993,370	3,287,138	14,224,661	37,075	216,129		124,952	31,118	42,070	21,354	12,787	7,386	54
			3,079				87,531		2,088,184	3,258,906	6,099,173	224,405	55
220,647	183,743	490,903	222,682	20,747	161,363		866,427	33,258	2,195,739	361,823	803,518	186,793	56
	309	5,658	32,616	33,555	41,854		147,710	60,733	47,226	7,815	202,640	293,523	57
219	1,748	6,693	11,806	34,040	138,207	582	73,106	5,005	27,942	46,978	86,678	156,017	58
309,040	355,535	267,144	455,351	44,675	397,349		186,368	93,285	83,555	38,806	88,771	14,293	59
929,470	5,394,545	7,627,751	4,382,020	2,402	43,252		400,659	206,423	58,992	14,459	71,334	69,746	60
256,947	1,345,961	1,220,378	427,455				24,052	64,291	5,502	1,530	1,937	9,040	61
7,653	22,445	48,672	265,524	48,884	56,300	9	82,521	29,569	17,321	6,222	12,443	11,875	62
20,612	75,181	82,132	166,095	12,382	44,657	1	569,333	480,881	373,883	77,552	165,514	104,838	63
39,657	71,985	115,134	160,365	9,041	53,544	1,044	268,569	153,778	156,558	71,468	120,328	60,794	64
6,180	15,507	10,837	16,109	3,750	16,013	1,024	38,608	5,480	19,313	7,445	17,826	15,750	65
27,057	37,122	31,790	85,134	4,551	28,103	20	165,243	118,730	102,528	46,336	64,300	39,153	66
81	441	509	636	68	917		2,421	1,390	1,616	485	986	185	67
1,247	2,618	556	1,073	479	4,853		37,493	18,790	29,655	15,491	34,862	4,551	68
5,062	16,297	71,442	57,413	193	3,658		24,804	9,388	3,446	1,711	2,354	1,155	69
100,324	234,319	298,481	239,167	9,434	23,737	101	32,022	23,702	45,605	20,615	115,153	25,726	70
3,182,676	5,706,958	4,160,254	7,107,342	82,855	538,913	236	2,925,350	1,717,957	887,956	350,339	980,234	301,432	71
447,442	765,759	583,056	1,055,783	34,566	152,635		797,338	437,478	197,603	37,394	116,811	66,540	72
2,150,190	1,394,124	1,075,767	3,008,128	9,618	59,282		59,319	15,992	5,399	3,918	1,864	2,357	73
			272				8,078		125,920	206,167	520,827	16,795	74
22,523	74,958	78,872	81,981	1,198	90,035		211,012	28,244	140,797	18,507	68,272	28,116	75
		471	4,686	1,598	4,241		68,510	22,120	6,911	481	19,573	26,857	76
21	376	1,075	3,305	3,255	20,569	29	20,159	3,164	2,732	4,122	10,606	24,017	77
81,679	139,598	77,561	184,012	14,176	109,654		171,938	108,849	40,584	16,038	64,927	25,227	78
218,442	1,354,115	1,641,290	1,448,190	944	25,607		587,321	239,836	57,081	9,021	33,865	31,263	79
190,559	1,606,252	529,846	921,456				95,024	141,132	19,333	2,898	2,305	11,377	80
2,712	8,096	13,314	90,830	6,256	12,548		55,690	32,642	5,372	1,505	3,392	5,219	81
11,182	87,435	20,321	63,252	3,388	21,034		473,351	454,747	174,493	12,684	41,930	19,756	82
15,821	111,199	34,722	69,099	4,124	30,670	180	296,696	181,484	70,474	16,450	36,289	19,435	83
42,105	165,686	103,959	176,348	3,732	12,638	27	80,914	52,269	41,257	21,154	59,573	24,473	84
7,175,867	9,815,115	15,839,636	10,798,793	23,628	214,435	60	1,140,272	1,672,105	533,415	390,307	791,035	176,310	85
867,334	980,936	1,472,391	1,477,963	10,090	67,289		297,052	392,206	105,301	37,016	87,081	19,844	86
4,489,570	1,632,186	2,630,719	3,235,006	2,715	14,181		19,612	9,000	2,670	6,613	611	105	87
			548				4,888		105,294	240,076	435,310	7,699	88
18,932	140,258	296,256	47,741	344	18,000		121,033	16,041	111,191	23,715	46,217	12,689	89
	545	379	2,518	329	2,630		24,058	11,088	3,296	460	14,691	19,552	90
32	868	1,110	1,773	982	7,426		8,139	2,082	2,133	6,312	5,507	16,354	91
167,800	213,267	281,428	195,532	4,019	64,159		42,736	71,644	18,862	11,144	38,465	9,310	92
336,087	1,297,209	4,227,915	2,645,559	189	8,758		213,581	283,589	23,950	8,948	15,195	7,988	93
1,156,784	4,729,268	6,884,180	2,685,935				80,726	254,841	11,530	3,330	4,021	24,412	94
3,633	7,179	21,758	123,829	1,798	7,247		18,269	31,015	2,724	1,544	2,977	2,543	95
26,664	240,035	68,097	93,223	679	10,754		184,493	394,125	93,792	13,813	33,557	6,714	96
33,139	334,905	110,848	100,237	1,299	8,992	69	96,405	150,970	34,003	16,759	66,173	13,622	97
75,892	238,459	444,555	188,919	1,184	4,999		29,280	55,504	18,669	20,577	41,230	35,478	98

STATE TABLE I.—FARMS AND FARM ACREAGE, 1930 AND 1929,

[See NOTE,

	ITEM AND TYPE OF FARM (See definitions in Introduction)	EAST SOUTH CENTRAL DIVISION				WEST SOUTH CENTRAL DIVISION			
		KENTUCKY	TENNESSEE	ALABAMA	MISSISSIPPI	ARKANSAS	LOUISIANA	OKLAHOMA	TEXAS
	FARMS, BY TYPE, 1930	*Number*	*Number*	*Number*	*Number*	*Number*	*Number*	*Number*	*Number*
1	All types	246,499	246,657	257,395	312,663	242,334	161,445	203,866	495,489
2	General	46,982	47,887	13,220	14,503	23,789	8,309	36,624	32,909
3	Cash-grain	2,721	4,120	90	58	1,529	4,135	25,698	15,081
4	Cotton	575	63,076	206,835	259,198	168,701	115,123	86,314	349,458
5	Crop-specialty	65,555	23,494	2,620	912	757	5,699	2,857	3,356
6	Fruit	564	1,128	951	442	3,190	5,084	628	2,559
7	Truck	786	1,754	923	4,265	1,083	1,625	531	5,663
8	Dairy	5,901	5,826	1,541	3,208	2,525	1,393	5,176	8,074
9	Animal-specialty	11,620	10,853	938	820	1,921	850	7,258	5,228
10	Stock-ranch	408	53	261	216	58	344	967	15,632
11	Poultry	1,267	1,743	746	335	1,040	277	2,909	5,274
12	Self-sufficing	70,506	53,822	12,941	10,342	17,098	6,972	14,432	13,539
13	Abnormal	20,931	18,349	6,929	6,871	6,348	4,185	6,754	12,003
14	Institution or country estate	198	157	67	96	53	51	89	127
15	Part-time	18,960	16,324	5,906	5,848	5,345	3,766	5,879	10,619
16	Boarding and lodging	114	71	55	33	29	35	49	110
17	Forest-product	860	1,130	768	707	541	259	195	480
18	Horse farm, feed lot, or livestock dealer	799	667	133	187	380	74	542	667
19	Unclassified	18,683	13,552	9,400	11,493	14,295	7,449	13,718	26,713
	FARM LAND, BY TYPE								
	All land in farms, 1930:	*Acres*	*Acres*	*Acres*	*Acres*	*Acres*	*Acres*	*Acres*	*Acres*
20	All types	19,927,286	18,003,241	17,554,635	17,332,195	16,052,962	9,355,437	33,790,817	124,707,130
21	General	4,739,707	4,651,242	1,396,496	1,636,591	2,641,428	652,915	5,737,576	4,940,464
22	Cash-grain	328,445	403,689	8,895	4,064	403,291	812,684	7,741,236	7,000,167
23	Cotton	28,842	3,382,108	12,995,301	12,567,477	9,259,329	5,154,611	10,191,762	37,905,389
24	Crop-specialty	5,116,634	1,693,981	247,823	107,054	100,408	925,781	514,422	430,441
25	Fruit	46,378	117,915	82,032	65,761	285,969	158,856	65,533	217,615
26	Truck	36,367	97,018	62,352	235,368	76,616	72,507	34,027	463,550
27	Dairy	674,125	725,631	284,621	466,353	273,371	166,912	838,107	1,386,275
28	Animal-specialty	2,035,475	1,886,825	308,651	208,201	366,474	132,264	2,241,576	1,664,670
29	Stock-ranch	171,005	13,160	272,246	211,755	40,930	263,781	3,093,469	64,103,956
30	Poultry	88,838	109,106	53,106	28,823	71,563	13,544	260,917	529,796
31	Self-sufficing	4,646,537	3,300,917	811,706	669,347	1,362,174	318,033	1,172,703	955,547
32	Abnormal	1,184,509	1,020,964	567,392	612,221	440,966	268,579	555,593	856,172
33	Institution or country estate	70,847	56,939	38,656	54,806	28,306	45,299	78,568	60,864
34	Part-time	789,328	633,529	252,849	301,764	252,650	123,220	313,783	463,605
35	Boarding and lodging	8,760	5,358	3,860	1,663	1,191	5,317	4,449	15,992
36	Forest-product	163,439	236,869	251,003	223,471	101,716	77,037	28,836	157,513
37	Horse farm, feed lot, or livestock dealer	152,135	88,289	21,024	30,517	57,103	7,706	129,957	158,198
38	Unclassified	830,424	600,665	464,014	519,180	730,443	424,970	1,343,896	4,253,088
	Average acres per farm, 1930:								
39	All types	81	73	68	55	66	58	166	252
40	General	101	97	106	113	111	79	157	150
41	Cash-grain	121	98	99	70	264	197	301	464
42	Cotton	50	54	63	48	55	45	118	108
43	Crop-specialty	78	72	95	117	133	162	180	128
44	Fruit	82	105	86	149	90	31	104	85
45	Truck	46	55	68	55	71	45	64	82
46	Dairy	114	125	185	145	108	120	162	172
47	Animal-specialty	175	174	329	254	191	156	309	318
48	Stock-ranch	419	248	1,043	980	706	767	3,199	4,101
49	Poultry	70	63	71	86	69	49	90	100
50	Self-sufficing	66	61	63	65	80	46	81	71
51	Abnormal	57	56	82	89	69	62	82	71
	Crop land harvested, 1929:								
52	All types	5,330,821	6,106,300	7,113,937	6,597,112	6,581,834	4,068,151	15,553,185	30,634,370
53	General	1,329,391	1,496,343	343,890	308,209	708,417	169,062	2,444,061	1,509,073
54	Cash-grain	144,945	187,106	4,540	1,889	208,273	437,489	4,786,822	3,815,029
55	Cotton	20,692	1,724,905	6,172,555	5,829,532	4,876,185	2,747,929	5,919,057	22,382,742
56	Crop-specialty	1,723,809	616,541	118,641	33,186	41,580	431,857	252,643	222,500
57	Fruit	19,066	42,999	33,249	17,425	117,385	50,950	23,640	96,759
58	Truck	16,289	44,634	21,887	59,175	23,515	26,690	16,352	191,305
59	Dairy	196,603	219,805	55,513	79,214	66,571	30,370	289,102	328,303
60	Animal-specialty	572,677	550,552	47,571	25,742	83,296	19,939	753,537	346,117
61	Stock-ranch	14,047	973	10,551	5,028	3,014	12,487	126,992	849,388
62	Poultry	20,915	31,172	11,941	3,917	19,074	2,597	95,665	130,608
63	Self-sufficing	942,275	871,045	164,077	110,111	268,129	72,568	358,291	185,424
64	Abnormal	235,497	232,342	99,359	91,926	87,996	45,967	169,082	143,566
65	Institution or country estate	20,477	14,902	15,776	24,564	10,920	12,302	29,044	12,850
66	Part-time	162,880	161,269	57,397	48,846	51,857	26,575	93,795	89,788
67	Boarding and lodging	1,391	1,141	754	382	268	369	879	1,167
68	Forest-product	22,995	33,020	21,541	14,600	11,739	5,541	4,414	10,723
69	Horse farm, feed lot, or livestock dealer	27,754	22,010	3,891	3,534	13,212	1,180	40,950	29,038
70	Unclassified	95,615	87,883	30,163	31,758	78,399	20,246	317,941	433,556
	Plowable pasture, 1929:								
71	All types	5,394,648	2,751,200	1,203,622	1,495,294	1,169,961	915,339	3,248,518	11,156,355
72	General	1,302,786	766,170	105,126	174,207	270,210	63,567	585,064	465,679
73	Cash-grain	57,177	51,725	629	640	33,775	200,260	807,489	1,601,385
74	Cotton	2,527	291,376	674,007	888,945	473,840	312,847	680,933	2,329,551
75	Crop-specialty	1,474,170	282,363	14,401	11,096	8,967	48,907	57,016	45,512
76	Fruit	9,437	14,554	3,574	3,645	24,671	9,501	4,882	17,117
77	Truck	4,795	12,784	2,547	34,068	6,918	3,814	2,484	35,649
78	Dairy	240,021	185,458	83,605	124,806	54,776	44,667	120,716	252,200
79	Animal-specialty	801,436	419,953	76,130	36,332	50,911	22,305	270,311	202,249
80	Stock-ranch	92,899	4,526	104,195	57,499	9,288	92,948	354,897	5,233,919
81	Poultry	24,664	23,297	6,017	3,305	10,175	2,592	35,282	57,089
82	Self-sufficing	870,180	450,727	47,184	53,921	113,100	32,625	86,364	97,946
83	Abnormal	312,509	159,723	44,238	60,438	45,629	31,911	79,941	123,087
84	Unclassified	202,047	88,244	41,969	45,792	67,701	49,895	163,139	694,972
	Other pasture (excl. woodland), 1929:								
85	All types	1,322,477	837,988	610,616	995,159	558,167	401,710	7,824,022	61,337,071
86	General	362,392	241,069	60,000	127,401	135,071	33,344	1,121,440	931,164
87	Cash-grain	10,205	17,303	153	91	10,050	22,135	1,454,662	820,841
88	Cotton	128	125,688	389,695	635,920	226,309	179,189	1,404,266	4,836,825
89	Crop-specialty	326,642	74,576	6,746	7,106	4,533	33,699	102,858	45,810
90	Fruit	2,322	2,972	874	5,344	11,922	5,516	8,274	27,234
91	Truck	2,321	3,371	1,252	18,775	3,865	2,570	3,020	91,119
92	Dairy	79,993	59,831	26,728	49,814	23,516	14,608	205,848	389,541
93	Animal-specialty	144,267	158,569	25,146	21,178	28,249	7,834	710,889	439,866
94	Stock-ranch	24,919	2,222	38,433	25,595	4,637	59,080	2,250,902	51,687,796
95	Poultry	6,243	6,794	2,213	2,232	4,765	1,031	61,768	109,386
96	Self-sufficing	290,359	133,980	26,413	45,793	57,825	13,078	132,405	155,310
97	Abnormal	53,571	41,061	19,225	34,768	23,452	9,234	122,879	166,198
98	Unclassified	49,115	20,552	13,738	21,142	23,978	20,386	244,811	1,635,981

BY TYPE OF FARM, BY DIVISIONS AND STATES—Continued

bottom of p. 8]

Mountain Division								Pacific Division			
MONTANA	IDAHO	WYOMING	COLORADO	NEW MEXICO	ARIZONA	UTAH	NEVADA	WASHINGTON	OREGON	CALIFORNIA	
Number	*Number*	*Number*	*Number*	*Number*	*Number*	*Number*	*Number*	*Number*	*Number*	*Number*	
47,495	41,674	16,011	59,956	31,404	14,173	27,159	3,442	70,904	55,153	135,676	1
5,621	7,228	2,493	8,541	3,305	979	5,400	440	7,121	9,762	4,426	2
19,374	7,792	1,783	8,933	2,942	195	1,609	36	8,442	4,965	4,311	3
				2,873	2,747					2,971	4
4,101	10,627	2,839	13,696	4,291	641	4,005	642	3,750	2,948	8,944	5
197	1,287	5	1,779	429	487	990	15	9,868	6,307	52,011	6
153	203	37	2,194	728	448	725	42	1,299	942	6,688	7
2,175	4,227	812	3,540	639	745	3,373	499	12,723	8,150	15,179	8
2,480	2,343	1,458	5,299	839	322	2,106	137	1,242	1,882	2,012	9
6,919	1,535	4,040	4,836	5,906	3,660	2,388	822	688	2,648	5,121	10
371	788	215	1,629	242	625	1,830	232	8,636	3,091	15,424	11
1,405	1,311	537	1,687	3,749	704	922	122	3,631	3,447	2,233	12
2,589	2,989	1,124	4,064	3,392	1,598	3,183	274	9,825	7,816	9,405	13
42	30	27	54	25	28	8	12	54	45	149	14
2,123	2,570	929	3,545	3,212	1,382	3,078	232	8,969	6,879	8,525	15
80	28	64	101	20	50	17	6	114	75	201	16
150	240	32	93	79	98			530	666	279	17
194	121	72	271	56	40	80	24	158	151	251	18
2,110	1,344	668	3,758	2,069	1,022	628	181	3,679	3,195	6,951	19
Acres	*Acres*	*Acres*	*Acres*	*Acres*	*Acres*	*Acres*	*Acres*	*Acres*	*Acres*	*Acres*	
44,659,152	9,346,908	23,525,234	28,876,171	30,822,034	10,526,627	5,613,101	4,080,906	13,533,778	16,548,678	30,442,581	20
2,695,316	1,112,991	1,492,848	2,972,162	993,122	119,277	644,778	111,670	910,055	1,554,009	820,408	21
15,400,842	2,836,997	1,349,387	5,668,492	1,242,175	21,734	539,352	6,060	6,430,682	3,126,444	3,036,168	22
				303,261	367,488					496,492	23
1,840,565	1,458,440	1,139,535	3,910,354	1,339,887	98,417	436,774	361,069	445,894	691,210	1,555,716	24
17,602	69,716	386	76,022	41,771	33,779	40,281	2,508	372,178	492,470	3,121,986	25
19,658	7,045	3,265	148,081	23,804	53,769	27,219	3,702	42,154	34,134	515,719	26
724,429	515,787	332,914	1,211,274	309,773	95,492	330,508	95,554	1,412,081	1,221,026	2,703,686	27
1,528,526	665,598	863,746	2,531,527	295,636	49,945	346,113	40,743	397,406	537,877	660,689	28
20,361,760	1,932,760	17,261,625	10,487,301	24,185,164	8,951,570	2,874,261	3,239,727	2,206,060	7,370,302	14,955,646	29
66,085	71,019	54,625	129,181	46,251	60,793	70,267	18,441	267,579	183,876	413,680	30
316,354	126,965	187,734	301,713	404,615	73,831	64,101	14,983	215,937	267,159	205,876	31
801,463	315,460	480,129	773,127	625,807	368,161	150,310	58,403	478,226	639,852	844,057	32
84,565	11,658	22,142	56,787	102,215	7,496	951	4,839	15,092	13,219	305,007	33
439,820	222,706	296,747	434,424	436,540	200,870	140,290	29,163	318,406	366,525	338,402	34
55,523	4,042	62,810	37,529	12,961	140,928	1,501	2,862	7,618	13,127	35,721	35
38,776	56,895	18,599	144,494	44,788	8,442			100,633	193,748	97,566	36
182,779	20,159	79,831	99,893	20,303	10,425	7,568	21,539	36,477	53,233	67,361	37
886,552	234,130	359,040	1,266,937	1,010,768	232,371	89,137	128,637	355,526	430,319	1,112,518	38
940	224	1,469	482	981	743	207	1,186	191	300	224	39
480	154	599	348	300	122	119	252	128	159	185	40
795	364	757	567	422	111	335	169	762	630	704	41
				106	134					167	42
449	137	401	286	312	154	109	562	119	234	174	43
89	54	77	43	97	69	41	167	38	78	60	44
128	35	88	67	33	120	38	88	32	36	77	45
333	122	410	342	485	128	98	191	111	150	178	46
616	284	592	478	352	155	164	297	320	286	328	47
2,943	1,259	4,273	2,169	4,095	2,446	1,204	3,941	3,206	2,783	2,920	48
178	90	254	79	191	97	38	79	31	59	27	49
225	97	350	179	108	105	70	123	59	78	92	50
310	106	427	190	184	230	47	213	49	82	90	51
7,840,979	3,150,097	2,007,751	6,750,398	1,493,998	478,411	1,159,890	397,504	3,658,514	2,906,324	6,549,967	52
530,399	389,591	233,693	826,018	173,120	24,146	225,575	26,591	197,836	394,123	179,611	53
4,895,484	1,293,294	365,010	2,330,574	510,035	10,366	186,268	2,858	2,446,203	1,131,202	1,501,406	54
				165,102	248,022					327,980	55
462,956	796,677	335,142	1,580,665	295,206	41,251	198,885	80,430	201,898	225,295	865,055	56
5,843	39,110	182	34,656	10,963	13,519	18,333	361	162,787	178,485	1,592,278	57
7,681	3,643	1,293	65,629	8,075	33,313	13,543	1,524	19,568	16,948	367,826	58
142,371	157,134	67,533	242,834	33,550	23,597	129,128	31,117	315,372	288,094	666,272	59
350,235	213,585	194,317	798,854	50,386	14,145	130,149	12,452	67,501	119,392	169,042	60
1,270,446	162,082	733,635	622,705	142,891	38,506	176,161	222,833	57,150	381,448	439,297	61
10,128	16,363	7,254	31,456	5,800	4,566	25,985	4,780	63,664	46,667	97,969	62
32,171	17,108	14,496	31,803	36,483	5,626	13,412	1,774	25,720	28,758	15,009	63
80,030	41,787	38,121	86,391	34,022	14,172	35,742	7,564	63,104	64,646	149,633	64
8,661	3,290	5,629	9,769	1,627	2,053	499	926	4,702	5,523	85,751	65
49,002	28,556	20,511	48,800	27,890	7,414	30,861	2,942	45,988	42,802	48,735	66
2,949	387	4,463	2,250	450	433	198	134	712	1,253	1,909	67
3,014	4,394	1,056	3,899	1,046	300			7,132	10,746	2,863	68
16,404	5,160	6,462	21,673	3,009	3,972	4,184	3,562	4,570	4,322	10,375	69
53,235	19,723	17,075	98,813	28,365	7,182	6,709	5,220	37,711	31,176	78,589	70
4,694,535	379,451	2,321,531	4,214,777	3,198,497	102,123	228,205	78,111	577,901	816,803	3,075,362	71
321,356	55,757	259,019	622,328	285,831	5,677	38,184	4,799	53,291	123,113	110,707	72
2,049,091	96,758	267,376	908,827	365,867	853	15,908	105	163,431	96,806	284,443	73
				27,110	13,243					15,609	74
153,511	58,843	117,375	549,920	312,263	4,970	22,496	10,318	18,781	40,329	101,547	75
1,213	3,992	129	2,272	1,365	1,277	3,931	21	17,431	31,151	183,863	76
2,090	307	456	4,439	2,796	607	1,188	71	2,860	1,694	24,574	77
77,748	36,851	42,468	224,070	79,843	9,523	28,686	4,495	145,990	111,323	488,893	78
193,707	31,772	150,519	480,891	98,007	3,982	19,223	2,575	24,010	52,478	124,460	79
1,643,742	52,482	1,337,696	1,017,195	1,682,621	41,608	72,915	43,787	55,002	245,830	1,403,271	80
6,657	3,794	8,269	24,323	11,353	3,255	4,887	524	18,755	17,755	69,880	81
39,456	5,761	28,834	38,377	62,604	2,400	3,470	603	12,850	17,864	23,314	82
81,169	15,192	50,858	89,787	66,298	7,577	11,141	1,733	37,767	47,646	85,932	83
124,795	17,942	58,532	252,348	202,539	7,151	5,176	9,080	27,733	30,814	158,869	84
25,340,232	3,275,894	18,047,338	13,712,858	23,543,551	8,982,704	3,256,558	3,176,252	4,175,098	7,942,543	12,989,581	85
1,342,728	313,529	857,816	1,033,727	387,034	57,029	219,434	47,908	229,797	388,154	219,546	86
4,942,033	542,198	567,802	957,348	250,740	4,346	137,250	1,064	1,220,859	785,285	340,593	87
				71,122	7,250					44,590	88
958,626	208,629	557,982	1,112,017	464,893	29,132	123,530	193,376	86,891	282,576	244,013	89
3,380	11,183	40	9,314	20,260	3,113	8,470	451	62,099	51,713	393,237	90
6,298	1,694	1,160	43,794	7,120	10,969	4,419	493	6,005	3,631	28,685	91
349,273	167,634	136,618	540,942	162,696	46,717	104,263	32,684	291,989	334,880	926,694	92
735,455	269,487	450,995	909,857	113,409	19,022	120,447	8,668	167,224	175,224	235,939	93
15,892,970	1,450,492	14,709,841	7,925,795	20,921,438	8,287,255	2,391,206	2,753,832	1,837,540	5,469,013	9,698,045	94
31,929	26,774	30,254	45,428	25,119	39,784	19,872	2,990	39,305	34,054	99,338	95
162,872	39,470	130,276	147,914	175,495	43,899	23,128	6,051	40,076	70,812	55,728	96
415,413	122,468	321,447	335,797	360,457	300,714	57,048	33,227	84,490	170,830	273,211	97
499,255	122,336	233,105	650,923	583,768	133,474	47,491	95,508	108,823	176,371	409,962	98

STATE TABLE II.—VALUE OF SPECIFIED FARM PROPERTY,

[See NOTE,

	ITEM AND TYPE OF FARM (See definitions in Introduction)	UNITED STATES	GEOGRAPHIC DIVISIONS					
			NEW ENGLAND	MIDDLE ATLANTIC	EAST NORTH CENTRAL	WEST NORTH CENTRAL	SOUTH ATLANTIC	EAST SOUTH CENTRAL
	Land and buildings:	*Dollars*	*Dollars*	*Dollars*	*Dollars*	*Dollars*	*Dollars*	*Dollars*
1	All types	47, 879, 838, 358	940, 713, 496	2, 817, 787, 499	9, 336, 790, 560	15, 158, 529, 566	3, 852, 078, 803	2, 685, 863, 866
2	General	7, 517, 533, 167	94, 372, 496	532, 605, 227	2, 064, 161, 782	2, 850, 134, 763	598, 335, 876	436, 310, 733
3	Cash-grain	7, 993, 989, 151	267, 699	31, 699, 019	1, 776, 995, 928	4, 321, 353, 028	67, 019, 441	37, 239, 676
4	Cotton	4, 853, 718, 391			298, 225	48, 994, 708	821, 159, 651	942, 694, 159
5	Crop-specialty	2, 658, 262, 346	123, 377, 297	184, 346, 984	265, 387, 264	178, 611, 967	586, 678, 327	346, 731, 107
6	Fruit	2, 545, 106, 109	33, 462, 411	144, 981, 611	123, 922, 830	36, 381, 324	335, 923, 825	20, 149, 719
7	Truck	823, 132, 720	32, 169, 954	163, 454, 317	150, 553, 498	38, 354, 165	108, 705, 826	23, 621, 264
8	Dairy	5, 967, 016, 422	320, 492, 313	975, 737, 686	2, 348, 731, 327	1, 151, 625, 409	216, 132, 620	122, 473, 113
9	Animal-specialty	7, 796, 970, 742	13, 043, 903	43, 570, 348	1, 559, 072, 846	5, 386, 282, 280	185, 576, 589	216, 888, 411
10	Stock-ranch	1, 991, 092, 726		715, 325	912, 560	279, 188, 950	42, 340, 345	17, 042, 418
11	Poultry	995, 865, 655	59, 962, 589	169, 995, 896	192, 790, 378	184, 086, 257	75, 574, 415	15, 442, 961
12	Self-sufficing	1, 218, 698, 828	40, 277, 348	92, 589, 283	167, 824, 931	175, 885, 094	326, 021, 123	242, 280, 925
13	Abnormal	2, 075, 153, 031	185, 555, 618	331, 340, 445	393, 298, 964	229, 386, 261	350, 243, 168	179, 904, 639
14	Institution or country estate	560, 433, 220	88, 247, 999	121, 414, 213	99, 271, 424	36, 609, 638	100, 557, 465	34, 965, 114
15	Part-time	1, 168, 552, 685	69, 287, 902	158, 305, 943	254, 145, 219	138, 288, 409	194, 954, 614	99, 555, 776
16	Boarding and lodging	71, 631, 367	8, 663, 417	30, 198, 517	6, 933, 620	3, 912, 425	5, 476, 102	1, 394, 431
17	Forest-product	102, 668, 231	13, 374, 532	8, 762, 729	8, 926, 334	6, 093, 052	32, 088, 570	14, 239, 787
18	Horse farm, feed lot, or livestock dealer	171, 867, 528	5, 981, 768	12, 659, 043	24, 022, 367	44, 482, 737	17, 166, 417	29, 749, 531
19	Unclassified	1, 443, 299, 070	37, 731, 967	146, 731, 358	292, 840, 027	278, 251, 360	138, 367, 597	84, 583, 741
	Land and buildings, per farm:							
20	All types	7, 614	7, 530	7, 880	9, 660	13, 623	3, 639	2, 528
21	General	7, 199	5, 494	6, 581	7, 481	10, 726	4, 788	3, 559
22	Cash-grain	17, 580	8, 632	8, 774	21, 051	17, 576	9, 596	5, 328
23	Cotton	2, 960			3, 976	3, 606	2, 228	1, 780
24	Crop-specialty	6, 162	10, 165	10, 044	7, 213	11, 113	3, 149	3, 745
25	Fruit	17, 997	12, 514	12, 003	9, 882	9, 150	15, 052	6, 532
26	Truck	9, 734	10, 003	12, 041	10, 238	8, 882	5, 826	3, 057
27	Dairy	9, 865	8, 048	8, 251	9, 981	10, 855	11, 002	7, 433
28	Animal-specialty	16, 276	6, 354	10, 451	14, 231	18, 834	10, 499	8, 951
29	Stock-ranch	28, 044		23, 844	21, 728	23, 398	16, 977	18, 170
30	Poultry	5, 981	5, 995	6, 458	5, 240	5, 764	5, 110	3, 775
31	Self-sufficing	2, 447	3, 624	3, 807	3, 203	3, 572	2, 303	1, 641
32	Abnormal	5, 403	8, 012	7, 873	5, 696	5, 564	4, 381	3, 389
	Land and buildings, per acre:							
33	All types	49	66	80	84	57	45	37
34	General	52	42	66	66	59	41	35
35	Cash-grain	50	63	75	117	49	57	50
36	Cotton	41			68	67	33	33
37	Crop-specialty	56	77	99	66	51	43	48
38	Fruit	254	103	159	124	134	151	65
39	Truck	162	215	226	216	199	79	55
40	Dairy	71	54	60	83	69	77	57
41	Animal-specialty	71	38	71	85	77	45	49
42	Stock-ranch	10		59	22	12	25	26
43	Poultry	96	107	132	83	68	78	55
44	Self-sufficing	35	48	62	52	42	34	26
45	Abnormal	75	91	135	115	74	63	53
	Farm buildings (including dwellings):							
46	All types	12, 949, 993, 774	499, 741, 072	1, 535, 495, 971	3, 167, 238, 610	3, 515, 159, 751	1, 273, 942, 640	810, 092, 819
47	General	2, 450, 928, 411	52, 463, 975	304, 862, 720	766, 833, 611	744, 284, 003	221, 082, 434	142, 448, 295
48	Cash-grain	1, 318, 203, 201	138, 450	16, 312, 904	335, 276, 850	729, 556, 466	22, 598, 119	8, 235, 694
49	Cotton	1, 029, 766, 808			71, 050	8, 428, 652	250, 725, 196	254, 981, 508
50	Crop-specialty	724, 853, 171	56, 577, 595	87, 446, 710	102, 327, 543	39, 820, 933	196, 185, 645	106, 600, 098
51	Fruit	458, 645, 644	13, 314, 848	70, 244, 403	44, 450, 821	10, 735, 048	52, 521, 470	5, 320, 176
52	Truck	206, 551, 892	15, 757, 686	62, 618, 591	44, 114, 387	11, 502, 934	30, 841, 050	7, 558, 231
53	Dairy	2, 379, 074, 468	172, 596, 067	551, 543, 475	967, 151, 541	387, 065, 033	86, 695, 829	39, 371, 090
54	Animal-specialty	1, 940, 633, 500	6, 991, 144	23, 207, 555	465, 750, 428	1, 256, 367, 491	54, 632, 417	59, 130, 729
55	Stock-ranch	193, 591, 441		202, 700	215, 700	34, 726, 988	8, 094, 367	3, 415, 325
56	Poultry	472, 925, 053	38, 731, 819	108, 686, 407	91, 975, 828	71, 673, 253	37, 644, 891	6, 351, 355
57	Self-sufficing	471, 690, 756	23, 919, 858	54, 313, 382	71, 833, 442	62, 030, 374	123, 034, 172	82, 307, 066
58	Abnormal	884, 295, 165	97, 428, 872	181, 411, 957	168, 654, 946	89, 334, 101	146, 909, 386	70, 319, 225
59	Institution or country estate	206, 587, 529	39, 777, 777	53, 519, 351	30, 960, 854	11, 779, 256	38, 139, 326	11, 523, 045
60	Part-time	549, 499, 675	42, 924, 889	95, 681, 837	122, 776, 214	62, 633, 179	90, 152, 464	44, 200, 633
61	Boarding and lodging	41, 608, 966	5, 595, 653	21, 510, 827	3, 242, 730	1, 903, 425	2, 742, 120	741, 585
62	Forest-product	32, 323, 046	6, 045, 893	4, 321, 234	3, 030, 413	1, 696, 845	9, 427, 954	3, 687, 067
63	Horse farm, feed lot, or livestock dealer	54, 275, 949	3, 084, 660	6, 378, 708	8, 644, 735	11, 321, 396	6, 447, 522	10, 166, 895
64	Unclassified	418, 834, 264	21, 820, 758	74, 645, 167	108, 582, 463	69, 634, 475	42, 977, 664	24, 054, 027
	Farmers' dwellings:							
65	All types	7, 083, 536, 150	277, 132, 434	800, 027, 655	1, 601, 715, 866	1, 734, 991, 965	828, 804, 061	534, 557, 348
66	General	1, 347, 691, 499	31, 165, 344	161, 302, 223	405, 306, 249	381, 222, 641	141, 623, 454	90, 046, 651
67	Cash-grain	648, 809, 788	70, 400	7, 979, 959	159, 327, 510	353, 723, 646	12, 763, 129	4, 813, 451
68	Cotton	720, 261, 116			27, 750	5, 319, 848	175, 959, 954	187, 554, 729
69	Crop-specialty	408, 137, 811	27, 387, 295	45, 107, 167	51, 102, 825	21, 001, 329	125, 728, 183	61, 175, 994
70	Fruit	286, 669, 734	7, 701, 206	38, 964, 007	26, 159, 980	6, 964, 872	33, 455, 649	3, 467, 870
71	Truck	129, 756, 835	9, 813, 374	37, 324, 663	27, 867, 902	7, 538, 750	20, 155, 267	5, 371, 771
72	Dairy	1, 157, 038, 404	91, 644, 782	266, 332, 361	453, 591, 725	183, 880, 532	44, 844, 334	23, 671, 063
73	Animal-specialty	928, 831, 225	4, 004, 140	11, 098, 775	222, 205, 178	584, 963, 860	32, 063, 939	33, 329, 647
74	Stock-ranch	96, 831, 642		119, 850	65, 800	16, 528, 974	4, 712, 545	1, 771, 470
75	Poultry	280, 288, 232	24 765, 055	64, 031, 682	54, 600, 465	42, 721, 873	24, 153, 355	4, 093, 496
76	Self-sufficing	321, 835, 108	16, 432, 243	34, 542, 979	46, 445, 885	39, 848, 598	88, 978, 327	57, 187, 498
77	Abnormal	543, 032, 072	56, 023, 784	101, 154, 239	104, 110, 980	56, 420, 695	96, 930, 025	45, 819, 819
78	Institution or country estate	79, 305, 687	17, 305, 582	18, 375, 203	10, 465, 794	3, 848, 500	16, 908, 727	5, 832, 533
79	Part-time	395, 250, 858	30, 221, 627	64, 931, 379	85, 929, 323	45, 013, 383	68, 594, 645	33, 511, 245
80	Boarding and lodging	23, 794, 690	3, 383, 500	12, 509, 025	1, 876, 525	958, 945	1, 956, 625	536, 400
81	Forest-product	19, 313, 336	3, 519, 950	2, 425, 677	1, 581, 623	965, 077	6, 094, 748	2, 293, 891
82	Horse farm, feed lot, or livestock dealer	25, 367, 501	1, 593, 125	2, 912, 955	4, 257, 715	5, 634, 790	3, 375, 280	3, 645, 750
83	Unclassified	214, 352, 684	8, 124, 811	32, 069, 750	50, 903, 617	34, 856, 407	27, 430, 900	16, 253, 889
	Implements and machinery:							
84	All types	3, 301, 654, 481	91, 880, 895	355, 438, 660	626, 208, 434	1, 091, 602, 918	202, 946, 796	157, 458, 769
85	General	565, 875, 248	10, 624, 064	77, 555, 868	144, 395, 341	199, 468, 925	38, 323, 175	27, 435, 353
86	Cash-grain	624, 698, 286	27, 135	3, 695, 316	83, 599, 945	355, 105, 758	4, 043, 751	1, 727, 823
87	Cotton	278, 805, 142			9, 570	2, 440, 330	41, 951, 955	63, 747, 959
88	Crop-specialty	187, 159, 702	15, 784, 016	22, 000, 344	22, 068, 961	14, 607, 283	33, 742, 796	16, 869, 777
89	Fruit	117, 194, 983	2, 505, 956	16, 301, 894	9, 204, 411	1, 755, 442	10, 987, 305	1, 220, 228
90	Truck	56, 581, 582	2, 729, 339	17, 431, 553	8, 684, 529	2, 219, 766	8, 088, 112	1, 811, 752
91	Dairy	575, 527, 325	38, 598, 492	157, 791, 620	210, 020, 078	94, 221, 663	16, 637, 030	8, 062, 137
92	Animal-specialty	513, 244, 496	1, 561, 943	5, 145, 233	97, 402, 684	357, 839, 577	8, 909, 203	10, 976, 783
93	Stock-ranch	72, 804, 842		34, 200	53, 246	16, 474, 779	1, 255, 876	610, 176
94	Poultry	70, 741, 204	5, 114, 966	18, 063, 356	12, 228, 772	11, 212, 634	5, 611, 668	1, 025, 922
95	Self-sufficing	62, 279, 351	2, 872, 586	8, 267, 754	7, 847, 766	8, 707, 564	13, 156, 000	11, 356, 971
96	Abnormal	109, 805, 918	10, 060, 132	20, 053, 181	18, 684, 234	13, 118, 463	15, 093, 663	9, 139, 690
97	Unclassified	66, 936, 402	2, 002, 266	9, 098, 341	12, 008, 897	14, 430, 754	5, 146, 262	3, 474, 198

1930, BY TYPE OF FARM, BY DIVISIONS AND STATES

bottom of p. 8]

Geographic Divisions—Continued			New England Division						Middle Atlantic Division			
West South Central	Mountain	Pacific	Maine	New Hampshire	Vermont	Massachusetts	Rhode Island	Connecticut	New York	New Jersey	Pennsylvania	
Dollars	Dollars	Dollars	Dollars	Dollars	Dollars	Dollars	Dollars	Dollars	Dollars	Dollars	Dollars	
5,806,150,535	2,458,482,740	4,823,961,293	194,279,884	77,355,327	145,935,241	261,222,390	34,507,749	227,412,905	1,315,904,741	293,845,113	1,203,017,645	1
479,936,238	251,529,549	210,146,503	29,834,101	10,938,980	12,085,372	23,100,539	3,371,384	15,042,120	183,491,349	28,746,422	320,367,456	2
658,642,841	497,609,688	603,161,930	78,300			189,300			3,117,141	1,378,976	27,202,902	3
2,885,594,652	93,914,267	61,062,729										4
96,014,493	451,083,011	426,031,896	74,874,863	2,721,182	4,275,885	14,608,588	334,950	26,561,829	101,090,386	16,826,390	66,430,208	5
80,887,202	63,616,014	1,705,781,173	3,633,300	2,227,828	2,152,650	19,154,566	1,199,365	5,094,702	97,558,712	18,745,704	28,677,195	6
53,879,094	38,167,715	214,226,887	1,949,075	735,750	548,750	18,775,425	1,662,580	8,498,374	74,765,503	58,202,640	30,486,174	7
149,147,373	144,546,957	538,129,624	32,398,141	26,459,399	99,042,187	80,030,501	14,858,630	67,703,455	545,120,854	63,557,912	367,058,920	8
138,677,557	169,929,675	83,929,133	3,094,587	1,476,475	2,601,195	3,255,125	376,950	2,239,571	8,203,727	1,353,700	34,012,921	9
762,209,304	528,471,236	360,211,588									715,325	10
50,542,297	34,794,006	212,682,856	7,227,597	6,830,890	1,912,100	25,257,508	2,900,979	15,833,515	63,175,263	42,252,739	64,567,894	11
109,699,549	26,454,716	37,665,859	10,413,746	5,638,793	4,207,515	8,723,929	1,725,670	9,567,695	27,714,047	7,051,816	57,823,420	12
120,133,616	89,979,566	195,310,754	26,779,514	17,886,580	17,034,812	51,481,727	5,865,841	66,507,144	147,358,182	33,521,050	150,461,213	13
22,659,897	11,753,155	44,954,315	2,527,661	4,459,610	3,604,830	28,362,538	2,988,363	46,304,997	53,705,635	18,272,444	49,436,134	14
76,344,322	57,087,534	120,582,966	15,794,622	7,650,405	9,737,405	17,929,845	2,083,450	16,092,175	60,194,206	11,371,416	86,740,321	15
1,794,517	7,169,633	6,088,705	1,956,775	2,146,110	1,316,235	1,259,235	204,300	1,780,762	24,915,552	1,175,400	4,107,565	16
6,570,514	3,318,518	9,294,195	5,152,706	2,869,435	1,520,784	2,482,419	276,028	1,073,160	3,906,609	268,340	4,587,780	17
12,764,366	10,650,726	14,390,573	1,347,750	761,020	855,558	1,447,690	313,700	1,256,050	4,636,180	2,433,450	5,589,413	18
220,786,319	68,386,340	175,620,361	3,996,660	2,439,450	2,074,775	16,645,182	2,211,400	10,364,500	64,309,577	27,207,764	55,214,017	19
5,263	10,188	18,431	4,981	5,190	5,861	10,205	10,388	13,226	8,234	11,776	6,977	20
4,722	7,396	9,862	3,938	4,921	4,595	8,568	8,803	9,013	6,769	10,023	6,287	21
14,182	11,663	34,042	5,220			11,831			6,942	12,888	8,899	22
4,010	16,711	20,553										23
7,579	11,045	27,236	9,400	5,717	5,025	11,858	9,570	16,822	11,071	13,483	8,330	24
7,058	12,260	25,017	5,296	8,101	16,308	16,164	15,182	16,072	11,540	13,855	13,143	25
6,052	8,426	23,992	5,063	5,332	5,177	10,442	9,555	13,818	12,602	10,707	13,820	26
8,688	9,029	14,926	4,912	6,108	6,866	10,284	12,560	12,301	8,004	13,327	8,089	27
9,089	11,341	16,341	4,498	5,369	5,655	9,144	7,853	9,910	8,563	12,534	10,961	28
44,833	17,554	42,593									23,844	29
5,320	5,865	7,833	3,487	4,211	4,249	7,504	6,266	7,807	6,676	8,662	5,389	30
2,108	2,535	4,045	2,572	3,102	2,882	4,943	5,076	5,692	3,835	6,893	3,598	31
4,102	4,683	7,221	3,335	5,360	4,262	11,775	12,808	22,423	8,808	16,225	6,461	32
32	16	80	42	39	37	130	124	151	73	170	79	33
34	25	64	29	32	28	94	102	99	64	133	65	34
41	19	48	48			72			57	102	77	35
46	140	123										36
49	43	158	65	36	31	149	90	216	98	128	96	37
111	226	428	31	53	104	182	139	178	154	197	159	38
83	133	362	58	85	123	279	266	289	251	182	284	39
56	40	101	37	36	37	95	125	99	53	109	68	40
31	27	53	27	29	29	66	42	75	54	101	75	41
11	6	15									59	42
58	67	246	46	59	60	213	96	148	116	280	109	43
29	18	55	32	35	38	71	87	96	60	158	59	44
57	25	100	35	46	49	168	151	327	125	320	129	45
990,551,653	420,284,749	737,486,509	98,658,634	45,176,597	82,316,178	143,022,570	17,893,540	112,673,553	715,819,989	146,354,585	673,321,397	46
117,510,884	53,450,857	47,991,632	16,794,513	5,974,164	6,791,615	13,253,014	1,684,268	7,966,401	105,185,690	14,275,863	185,401,167	47
80,679,799	66,538,873	58,866,046	38,900			99,550			1,677,750	593,004	14,042,150	48
501,110,863	8,714,011	5,735,528										49
19,660,231	74,558,707	41,675,709	29,985,633	1,424,600	2,284,425	7,729,965	171,350	14,981,622	41,053,567	7,789,605	38,603,538	50
14,647,955	13,933,654	233,477,269	1,645,770	1,111,875	880,825	6,943,689	544,320	2,188,369	50,129,171	7,525,704	12,589,528	51
9,225,222	7,456,611	17,477,180	1,101,905	423,250	314,700	9,497,266	822,220	3,598,345	27,813,268	23,828,187	10,977,136	52
36,097,319	34,672,575	103,881,539	18,523,876	15,171,250	54,948,777	43,648,301	7,185,963	33,117,900	311,650,222	32,864,318	207,028,935	53
27,448,197	32,013,661	15,091,878	1,738,397	839,400	1,465,100	1,663,180	180,970	1,104,097	4,491,095	658,000	18,058,460	54
49,555,456	65,132,498	32,248,407									202,700	55
18,084,863	14,420,271	85,356,366	4,738,413	4,543,385	1,280,805	16,553,035	1,801,918	9,814,263	40,215,491	26,144,055	42,326,861	56
34,727,138	7,221,402	12,303,922	6,140,430	3,373,735	2,617,875	5,300,173	1,027,320	5,460,325	17,113,015	3,772,785	33,427,582	57
44,826,900	28,848,702	56,561,076	15,542,213	10,698,438	10,376,291	28,269,731	3,156,786	29,385,413	84,250,823	16,282,981	80,878,153	58
8,777,223	3,569,964	8,540,733	1,518,198	2,586,628	2,174,523	13,893,401	1,488,961	18,116,066	24,846,557	7,528,031	21,144,763	59
30,776,620	19,183,310	41,170,529	9,797,302	4,878,560	6,255,950	11,557,825	1,295,625	9,139,627	36,853,965	6,603,250	52,224,622	60
724,380	3,077,578	2,070,668	1,263,525	1,490,325	820,808	838,545	56,200	1,126,250	18,191,172	720,050	2,599,605	61
1,590,076	616,287	1,907,277	2,223,388	1,343,275	640,950	1,213,060	131,300	493,920	1,938,874	129,300	2,253,060	62
2,958,601	2,401,563	2,871,869	739,800	399,650	484,060	766,900	184,700	509,550	2,420,255	1,302,350	2,656,103	63
36,976,826	13,322,927	26,819,957	2,408,584	1,616,500	1,355,765	10,064,666	1,318,425	5,056,818	32,239,897	12,620,083	29,785,187	64
644,403,827	238,755,956	423,147,038	56,540,711	25,901,722	42,998,890	78,076,382	9,849,636	63,765,093	366,893,839	81,666,478	351,467,338	65
76,257,605	32,587,181	28,175,151	9,982,918	3,645,298	3,784,435	7,699,413	1,022,707	5,030,573	56,329,027	8,428,898	96,544,298	66
45,532,306	35,002,556	29,596,831	17,500			52,900			836,585	343,580	6,799,794	67
342,824,698	5,278,128	3,296,009										68
9,772,740	44,001,450	22,860,828	15,359,310	840,000	1,282,250	3,669,815	101,550	6,134,370	21,869,970	4,568,742	18,668,455	69
10,108,018	9,640,033	150,208,099	984,510	631,825	359,425	4,087,520	299,100	1,338,826	27,492,673	4,574,438	6,896,896	70
6,364,729	5,071,375	10,249,004	667,875	261,350	216,800	5,790,695	533,574	2,343,080	16,137,887	14,670,516	6,516,260	71
21,294,342	19,880,689	51,898,576	10,726,858	8,469,961	27,108,869	23,315,147	3,645,515	18,318,432	147,885,853	16,051,327	102,395,181	72
15,892,056	17,399,527	7,874,163	980,564	435,550	794,111	966,715	118,000	709,200	2,119,375	351,550	8,627,850	73
27,869,153	31,152,635	14,611,215									119,850	74
10,866,578	8,864,819	46,190,909	2,998,265	2,776,078	815,475	10,776,002	1,205,750	6,193,485	23,063,588	16,138,839	24,829,255	75
24,817,365	5,072,266	8,509,947	4,030,385	2,305,895	1,782,475	3,628,930	739,701	3,944,857	10,999,923	2,667,955	20,875,101	76
28,716,752	17,981,146	35,874,632	9,651,355	5,843,825	6,217,670	14,830,955	1,709,989	17,769,990	45,744,687	8,899,233	46,510,319	77
2,564,400	959,705	3,045,243	546,650	633,600	817,400	4,783,065	590,589	9,934,278	8,350,199	2,766,833	7,258,171	78
22,961,511	14,292,069	29,795,676	6,711,485	3,340,480	4,326,110	8,345,140	933,450	6,564,962	24,784,386	4,907,875	35,239,118	79
413,290	1,182,635	977,745	676,100	913,900	464,350	585,400	25,700	718,050	10,356,825	511,900	1,640,300	80
1,012,290	314,710	1,105,370	1,333,620	730,595	348,460	708,825	94,350	304,100	1,056,802	89,400	1,279,475	81
1,765,261	1,232,027	950,598	383,500	225,250	261,350	408,525	65,900	248,600	1,196,475	623,225	1,093,255	82
24,087,485	6,824,151	13,801,674	1,141,171	691,940	577,380	3,258,290	473,750	1,982,280	14,414,271	4,971,400	12,684,079	83
336,334,702	210,944,338	228,838,969	28,382,752	8,911,507	20,767,500	18,730,074	2,718,369	12,370,693	173,608,369	27,076,085	154,756,206	84
32,885,804	22,137,404	13,049,314	4,545,803	1,301,323	1,958,638	1,712,158	213,217	892,925	27,299,757	2,849,774	47,406,337	85
67,063,617	65,934,853	43,500,088	5,200			21,935			478,721	138,466	3,078,129	86
161,316,712	5,432,691	3,905,925										87
6,219,766	38,047,965	17,818,794	12,362,515	237,912	490,908	932,342	48,785	1,711,554	10,384,052	1,912,385	9,703,907	88
3,627,034	3,656,358	67,936,355	440,118	287,913	204,343	1,120,274	83,519	369,789	11,601,934	1,582,042	3,117,918	89
3,559,720	2,964,243	9,092,568	273,548	97,495	59,588	1,526,884	176,147	595,677	8,498,504	6,328,186	2,604,863	90
9,759,712	11,619,261	28,817,332	5,193,004	3,829,905	15,375,666	7,564,607	1,381,591	5,253,719	91,246,117	7,694,741	58,850,762	91
10,004,949	16,085,220	5,318,904	462,673	183,704	381,775	321,835	28,225	183,731	1,092,241	122,675	3,930,317	92
14,300,945	29,363,335	10,712,285									34,200	93
3,489,197	2,404,607	11,590,082	1,013,842	873,310	236,655	1,803,710	198,387	989,062	7,220,952	2,909,254	7,933,150	94
6,171,254	2,059,667	1,839,789	1,047,884	496,999	403,848	466,473	89,025	368,357	2,553,172	338,422	5,336,160	95
7,611,853	6,683,234	9,361,468	2,754,309	1,440,748	1,489,872	2,431,048	389,956	1,554,199	9,025,685	1,746,149	9,281,347	96
10,324,139	4,555,500	5,896,065	283,856	162,198	166,207	828,808	109,517	451,680	4,195,234	1,423,991	3,479,116	97

State Table II.—VALUE OF SPECIFIED FARM PROPERTY,

[See Note,

	Item and type of farm (See definitions in Introduction)	East North Central Division					West North Central Division		
		Ohio	Indiana	Illinois	Michigan	Wisconsin	Minnesota	Iowa	Missouri
		Dollars	Dollars	Dollars	Dollars	Dollars	Dollars	Dollars	Dollars
	Land and buildings:								
1	All types	1,693,030,716	1,415,542,192	3,336,049,028	1,160,651,607	1,731,517,017	2,125,093,278	4,224,506,083	1,796,246,519
2	General	571,328,497	429,208,935	525,113,920	367,905,458	170,604,972	620,136,276	647,320,089	489,269,038
3	Cash-grain	159,125,001	219,343,234	1,377,729,443	17,008,237	3,790,013	265,518,390	843,911,278	151,257,030
4	Cotton			298,225					48,825,308
5	Crop-specialty	44,162,519	21,387,420	26,924,454	112,102,682	60,810,189	54,882,305	8,400,613	16,608,964
6	Fruit	20,932,615	7,810,743	21,607,693	57,422,768	7,149,011	4,396,700	4,033,249	17,151,766
7	Truck	37,073,309	17,462,690	51,880,752	29,893,909	14,242,838	9,431,475	9,215,076	11,930,295
8	Dairy	262,061,959	148,870,552	347,415,269	308,559,017	1,281,824,530	680,086,218	200,588,625	113,400,324
9	Animal-specialty	288,877,690	394,640,566	728,596,301	71,859,123	75,099,166	381,031,692	2,319,789,533	670,769,120
10	Stock-ranch	170,540	34,180	62,890	502,950	142,000	69,000	45,300	
11	Poultry	60,015,124	35,896,103	51,813,839	33,406,850	11,658,462	13,891,259	36,107,613	77,440,333
12	Self-sufficing	45,573,574	31,916,602	40,586,064	29,216,440	20,532,251	21,129,246	34,265,961	71,129,753
13	Abnormal	118,595,578	62,581,065	75,493,142	86,215,296	50,413,883	35,030,820	49,400,464	68,827,152
14	Institution or country estate	31,395,271	7,721,130	22,161,521	26,161,151	11,832,351	5,081,720	9,837,847	11,217,679
15	Part-time	78,525,701	48,280,436	44,936,923	51,947,877	30,454,282	22,925,366	26,461,165	47,624,903
16	Boarding and lodging	1,177,700	642,460	675,705	2,472,680	1,965,075	1,825,975	226,040	1,023,910
17	Forest-product	2,341,971	1,426,193	993,375	2,211,405	1,953,390	2,295,787	674,104	2,454,850
18	Horse farm, feed lot, or livestock dealer	5,154,935	4,510,846	6,725,618	3,422,183	4,208,785	2,901,972	12,201,308	6,505,810
	Unclassified	76,114,310	46,390,102	88,527,036	46,558,877	35,249,702	39,489,888	71,428,282	59,637,426
19	Land and buildings, per farm:								
20	All types	7,720	7,796	15,553	6,853	9,526	11,471	19,655	7,018
21	General	7,183	6,837	9,428	6,578	7,763	11,669	15,516	6,047
22	Cash-grain	11,777	13,745	26,255	8,483	8,151	16,484	24,724	11,001
23	Cotton			3,976					3,610
24	Crop-specialty	6,516	5,420	12,362	6,745	8,366	8,684	15,971	8,342
25	Fruit	11,009	7,890	9,716	9,372	14,894	8,991	9,468	7,803
26	Truck	9,555	5,725	17,196	8,392	11,909	9,043	9,772	8,740
27	Dairy	8,801	8,604	15,605	7,585	10,230	10,399	15,916	7,938
28	Animal-specialty	10,702	11,500	20,153	10,035	15,242	17,660	22,766	11,831
29	Stock-ranch	10,659	11,393	20,963	33,530	28,400	17,250	15,100	
30	Poultry	5,537	4,443	5,287	5,452	5,988	5,950	8,142	4,653
31	Self-sufficing	3,148	2,817	3,308	3,265	3,823	3,352	5,879	2,736
32	Abnormal	5,812	4,065	7,206	5,969	6,052	4,499	7,649	4,558
	Land and buildings, per acre:								
33	All types	79	72	109	68	79	69	124	53
34	General	70	63	74	59	61	66	116	45
35	Cash-grain	86	81	134	72	55	65	132	69
36	Cotton			68					67
37	Crop-specialty	72	57	82	60	71	52	121	64
38	Fruit	159	92	89	136	115	329	279	94
39	Truck	222	97	356	222	201	200	198	192
40	Dairy	83	79	114	65	82	68	117	62
41	Animal-specialty	70	77	106	60	75	81	124	57
42	Stock-ranch	24	35	19	17	64	18	90	
43	Poultry	97	69	70	98	112	89	144	50
44	Self-sufficing	53	46	52	52	63	46	114	32
45	Abnormal	124	96	170	102	99	64	190	78
	Farm buildings (including dwellings):								
46	All types	660,820,821	456,908,378	780,949,079	522,628,561	745,931,771	671,133,381	1,037,526,238	490,297,223
47	General	229,304,828	147,875,950	145,325,015	172,669,415	71,658,403	190,175,741	171,319,303	144,600,042
48	Cash-grain	46,292,133	46,337,315	234,576,702	6,782,535	1,288,165	57,355,223	151,473,515	27,450,302
49	Cotton			71,050					8,389,647
50	Crop-specialty	16,324,470	7,011,820	5,621,191	49,206,966	24,163,096	16,497,705	1,773,885	3,694,745
51	Fruit	9,883,019	2,643,701	5,885,120	24,002,839	2,036,142	1,855,765	1,453,734	4,869,799
52	Truck	12,702,347	5,717,590	9,945,122	10,702,113	5,047,215	3,458,915	2,907,629	3,155,900
53	Dairy	108,694,050	52,683,067	105,886,168	137,167,777	562,720,479	248,701,726	65,054,601	33,042,217
54	Animal-specialty	104,279,216	120,743,276	181,752,088	33,062,425	25,913,423	108,165,142	576,825,526	167,163,484
55	Stock-ranch	78,000	1,300	5,000	101,900	29,500	7,000	5,000	
56	Poultry	29,658,029	16,968,380	20,851,167	18,220,629	6,277,623	6,972,317	15,077,813	29,194,392
57	Self-sufficing	20,459,659	13,086,552	15,177,374	13,952,536	9,157,321	8,902,504	13,356,504	24,431,969
58	Abnormal	51,703,207	27,821,499	29,064,441	36,540,339	23,525,460	16,271,893	19,529,752	27,336,254
59	Institution or country estate	9,339,546	2,100,583	6,960,937	7,355,526	5,204,262	2,367,846	2,562,319	3,741,087
60	Part-time	38,900,808	23,329,326	19,666,994	25,616,323	15,262,763	11,210,098	13,451,233	20,639,652
61	Boarding and lodging	534,140	301,950	277,085	1,185,580	943,975	956,595	134,885	439,970
62	Forest-product	775,103	469,880	240,275	904,710	640,445	732,650	173,790	640,335
63	Horse farm, feed lot, or livestock dealer	2,153,610	1,619,760	1,919,150	1,478,200	1,474,015	1,004,704	3,207,525	1,875,210
64	Unclassified	31,441,863	16,017,928	26,788,641	20,219,087	14,114,944	12,769,450	18,748,976	16,968,472
	Farmers' dwellings:								
65	All types	355,007,787	246,656,882	386,687,848	270,240,977	343,122,372	315,743,266	475,397,844	281,328,280
66	General	122,390,326	80,983,438	78,444,942	88,369,544	35,117,999	90,849,460	81,684,568	84,438,447
67	Cash-grain	23,084,444	23,108,128	109,077,373	3,467,975	589,590	26,402,682	67,585,999	15,455,132
68	Cotton			27,750					5,292,538
69	Crop-specialty	8,807,075	3,826,290	2,986,981	24,240,203	11,242,276	8,484,125	882,965	2,030,385
70	Fruit	6,000,801	1,518,015	3,528,758	14,041,894	1,070,512	1,273,430	985,215	3,083,792
71	Truck	8,002,717	3,569,380	6,530,160	6,852,920	2,912,725	2,138,960	1,817,280	2,247,420
72	Dairy	57,146,391	28,057,033	48,917,399	67,692,936	251,777,966	114,047,983	30,088,580	18,786,222
73	Animal-specialty	51,311,090	60,208,886	85,144,597	14,780,445	10,760,160	47,309,787	254,097,823	88,965,196
74	Stock-ranch	19,200	700	2,000	29,700	14,200	3,100	3,500	
75	Poultry	17,825,401	10,128,234	12,556,733	10,523,348	3,566,749	3,972,025	8,892,175	17,591,348
76	Self-sufficing	13,444,335	8,503,935	9,983,076	8,694,055	5,820,485	5,610,308	8,426,310	15,917,176
77	Abnormal	32,385,475	18,328,575	18,267,745	21,330,387	13,798,798	9,894,909	12,375,000	17,903,770
78	Institution or country estate	2,909,479	594,895	2,747,975	2,155,407	2,058,038	657,026	977,970	1,196,954
79	Part-time	27,577,918	16,469,195	14,240,330	17,336,340	10,305,540	7,977,436	9,687,800	15,038,324
80	Boarding and lodging	344,250	200,350	174,750	687,975	469,200	421,870	86,050	241,075
81	Forest-product	424,123	262,710	147,365	415,555	331,870	394,452	87,880	396,105
82	Horse farm, feed lot, or livestock dealer	1,129,705	801,425	957,325	735,110	634,150	444,125	1,535,300	1,031,312
83	Unclassified	14,590,532	8,424,268	11,220,335	10,217,570	6,450,912	5,756,497	8,558,429	9,616,854
	Implements and machinery:								
84	All types	103,175,957	86,778,440	180,412,877	105,562,502	170,278,658	181,767,478	270,516,267	94,521,636
85	General	37,695,235	27,583,335	26,940,472	35,932,079	16,244,170	53,160,501	42,298,897	27,362,381
86	Cash-grain	9,377,717	11,737,027	61,009,309	1,255,362	220,460	20,669,605	48,752,314	7,452,961
87	Cotton			9,570					2,433,520
88	Crop-specialty	2,572,135	1,354,978	1,240,933	11,613,852	5,287,063	5,236,460	497,059	757,772
89	Fruit	1,498,731	562,780	1,542,587	5,001,704	598,609	207,326	193,087	883,068
90	Truck	2,041,195	1,060,806	2,113,734	2,498,755	970,039	692,990	560,791	600,229
91	Dairy	17,233,148	9,751,324	19,872,872	29,752,153	133,410,581	62,120,931	14,811,511	6,307,188
92	Animal-specialty	19,795,355	26,551,567	37,732,966	6,914,713	6,408,083	32,168,355	153,464,223	35,875,964
93	Stock-ranch	9,430	250	1,100	38,240	4,226	2,595		
94	Poultry	3,544,152	2,215,267	2,470,718	3,022,285	976,350	1,130,684	2,258,533	4,296,113
95	Self-sufficing	1,795,168	1,229,765	1,538,135	2,091,756	1,192,942	1,391,163	1,635,855	3,068,258
96	Abnormal	4,714,998	3,006,857	2,999,715	4,903,888	3,058,776	2,560,331	2,495,138	3,189,055
97	Unclassified	2,898,693	1,724,364	2,940,766	2,537,715	1,907,359	2,426,537	3,548,809	2,295,127

1930, BY TYPE OF FARM, BY DIVISIONS AND STATES—Continued

bottom of p. 8]

West North Central Division—Continued				South Atlantic Division								
North Dakota	South Dakota	Nebraska	Kansas	Delaware	Maryland	Dist. of Columbia	Virginia	West Virginia	North Carolina	South Carolina	Georgia	
Dollars	Dollars	Dollars	Dollars	Dollars	Dollars	Dollars	Dollars	Dollars	Dollars	Dollars	Dollars	
951,225,446	1,285,153,538	2,495,203,071	2,281,101,631	66,941,747	356,170,168	7,143,712	855,849,672	341,976,394	844,121,809	379,190,630	577,338,409	1
121,261,814	233,185,690	351,381,402	387,580,454	18,399,814	85,635,689	----------	204,578,010	81,474,208	108,220,920	27,045,751	50,217,570	2
713,767,946	404,109,401	906,108,193	1,036,680,790	4,161,950	28,062,230	----------	20,459,745	4,517,428	6,059,047	2,288,067	972,752	3
			169,400			----------	7,868,363	----------	222,005,553	249,704,710	331,085,534	4
13,399,082	13,717,783	48,641,960	22,961,260	2,302,835	35,641,324	----------	125,278,077	5,678,480	300,406,866	40,798,342	52,515,959	5
	78,000	2,099,930	8,621,670	4,873,154	8,908,846	----------	39,703,143	11,635,307	9,025,793	1,436,275	23,684,880	6
44,385	424,945	2,328,590	4,979,399	4,141,974	30,491,112	1,229,700	15,792,593	1,838,850	5,076,241	5,888,178	7,672,389	7
20,298,508	29,145,554	36,211,095	71,895,085	8,260,902	69,318,833	----------	54,457,573	24,647,470	24,119,131	8,677,266	17,176,011	8
51,152,625	477,859,947	980,167,583	505,511,770	438,200	10,063,129	----------	103,763,445	40,757,019	13,242,985	2,242,413	8,825,484	9
17,204,503	81,658,768	81,290,628	98,920,751	----------	----------	----------	13,064,530	20,795,837	3,256,570	564,770	991,940	10
646,440	3,187,460	11,727,281	41,079,871	8,078,113	17,461,158	55,500	24,169,586	7,324,249	4,717,522	1,669,403	3,013,829	11
1,893,141	6,881,604	15,378,678	25,206,711	2,598,192	14,046,701	11,800	111,337,387	86,107,466	71,582,649	12,035,338	19,705,739	12
3,569,583	8,867,811	24,929,395	38,761,036	10,239,648	43,198,846	4,887,912	113,032,707	46,489,397	50,525,226	14,756,682	33,243,707	13
766,260	1,709,226	2,741,191	5,255,715	7,078,483	20,708,613	4,752,412	28,088,899	3,199,790	6,938,217	3,065,780	9,090,222	14
2,366,771	4,135,291	9,926,434	24,848,479	2,884,215	18,780,140	135,500	62,822,759	36,095,503	34,055,164	8,392,592	17,227,986	15
8,900	242,900	352,200	232,500	137,750	849,095	----------	1,712,825	697,125	1,125,130	284,037	316,990	16
98,662	218,564	104,625	246,460	61,200	1,094,098	----------	9,603,119	3,952,515	7,252,882	2,774,133	6,190,934	17
328,990	2,561,830	11,804,945	8,177,882	78,000	1,760,900	----------	10,805,105	2,544,464	1,153,833	240,140	417,575	18
7,987,419	26,036,575	34,938,336	38,733,434	3,446,965	13,342,300	958,800	22,344,513	10,710,683	25,883,306	12,083,435	28,232,615	19
12,199	15,455	19,274	13,738	6,896	8,244	68,690	5,016	4,138	3,018	2,401	2,259	20
9,973	13,742	15,452	10,179	6,237	7,645	----------	5,963	4,880	4,015	3,545	3,003	21
13,011	15,622	20,895	17,939	10,029	13,206	----------	10,953	9,863	5,727	3,655	3,243	22
			2,732			----------	2,275	----------	2,879	2,272	1,921	23
12,181	10,878	15,069	13,941	5,470	6,493	----------	3,504	3,930	2,894	2,536	2,683	24
	8,667	10,606	13,143	8,687	7,835	----------	14,618	12,095	5,454	8,549	15,928	25
2,336	6,159	7,536	8,736	4,777	7,836	25,619	6,863	7,326	4,140	4,948	3,536	26
9,269	11,969	14,284	10,831	12,404	12,264	----------	16,222	8,734	9,552	8,248	6,561	27
14,421	20,134	22,059	14,824	11,843	17,440	----------	15,971	7,967	6,672	5,551	6,180	28
18,034	14,036	31,338	38,656	----------	----------	----------	31,255	14,118	25,642	26,894	12,399	29
4,824	6,439	8,224	6,340	4,045	5,937	11,100	5,781	4,347	4,368	4,216	4,174	30
2,531	3,067	6,069	4,516	3,843	3,749	3,933	2,522	2,640	2,080	1,725	1,544	31
3,761	6,188	9,029	5,750	16,253	8,701	195,516	4,618	3,101	3,216	2,487	4,052	32
25	35	56	49	74	81	2,326	51	39	47	36	26	33
27	43	64	54	56	65	----------	47	37	41	32	24	34
25	37	73	46	56	68	----------	60	60	41	31	30	35
			36	----------	----------	----------	29	----------	48	37	26	36
40	30	51	56	54	57	----------	40	36	49	42	24	37
	52	244	169	94	96	----------	94	73	51	57	52	38
62	101	216	236	58	99	1,432	89	103	67	47	34	39
28	37	52	73	90	89	----------	87	65	81	61	43	40
29	55	67	53	73	84	----------	59	37	40	21	20	41
10	10	9	23	----------	----------	----------	42	28	45	10	7	42
34	73	118	70	68	116	2,643	73	49	68	56	53	43
20	14	75	58	61	70	2,950	37	34	35	32	21	44
28	16	84	96	324	187	2,523	72	48	58	38	32	45
231,148,629	251,865,217	446,539,222	386,649,841	31,711,364	157,716,366	1,003,035	321,941,879	119,212,536	270,363,969	119,055,369	182,446,649	46
36,082,280	50,483,179	70,675,893	80,947,565	8,313,698	37,278,563	----------	77,677,948	29,413,503	34,958,402	9,485,655	17,097,311	47
162,589,178	66,644,763	134,985,108	129,058,377	1,670,740	10,164,470	----------	6,855,205	1,394,142	1,525,905	681,567	214,355	48
			39,005	----------	----------	----------	3,147,510	----------	65,802,461	74,819,043	104,137,900	49
3,471,794	2,666,060	8,041,089	3,675,655	969,875	14,591,312	----------	47,146,559	1,843,815	98,097,609	12,514,610	15,857,243	50
	25,450	620,025	1,910,275	1,824,925	3,372,913	----------	11,308,924	3,116,523	2,723,307	373,675	4,511,681	51
17,700	153,900	670,775	1,138,115	1,777,045	11,314,701	206,925	4,761,820	644,075	1,711,025	1,789,390	2,332,121	52
6,672,249	7,413,664	8,844,497	17,336,079	4,122,695	32,324,635	----------	20,458,194	9,133,245	8,231,098	3,282,199	6,276,267	53
15,070,862	101,440,233	188,608,155	99,094,089	208,700	3,572,896	----------	30,366,073	12,214,670	3,545,995	658,140	2,395,210	54
3,159,403	12,785,971	8,781,572	9,988,042	----------	----------	----------	2,209,765	4,511,862	541,025	136,575	147,800	55
264,015	1,275,880	4,629,462	14,259,374	4,475,464	9,723,687	20,500	12,130,319	3,175,430	2,189,635	822,715	1,423,680	56
675,733	1,630,077	5,404,932	7,628,655	1,246,300	6,977,590	7,000	45,680,992	30,781,886	23,642,377	4,734,374	7,017,051	57
1,292,389	2,555,060	8,624,264	13,724,489	5,364,207	23,110,227	352,510	52,354,936	19,522,568	19,748,865	6,105,787	12,879,636	58
265,014	541,832	699,628	1,601,530	3,726,637	10,809,042	333,310	12,975,423	1,506,270	2,090,273	1,062,047	3,641,206	59
909,620	1,526,518	4,740,564	10,155,494	1,533,020	10,565,730	19,200	30,988,083	15,821,825	14,759,907	4,016,695	7,447,755	60
4,700	99,675	157,600	110,000	40,700	426,780	----------	878,685	320,275	568,905	155,775	180,725	61
22,535	43,885	37,950	45,700	23,350	431,575	----------	3,394,290	1,136,561	1,972,080	770,815	1,439,825	62
90,520	343,150	2,988,522	1,811,765	40,500	877,100	----------	4,118,455	737,637	357,700	100,455	170,125	63
1,853,026	4,790,980	6,653,450	7,850,121	1,737,715	5,285,372	416,100	7,843,634	3,460,817	7,646,265	3,651,639	8,156,394	64
109,805,873	119,063,284	222,568,739	211,034,679	17,370,169	88,617,433	436,500	209,083,836	77,776,083	182,523,315	81,952,868	128,456,241	65
17,832,826	24,539,833	36,386,907	45,490,600	4,813,925	21,042,669	----------	50,561,218	18,718,297	23,529,440	6,515,428	11,568,815	66
77,001,890	31,875,372	66,658,287	68,744,284	914,725	5,467,000	----------	4,106,340	717,899	918,900	460,235	125,735	67
			27,310	----------	----------	----------	2,221,752	----------	46,586,864	52,421,371	72,681,388	68
1,685,567	1,326,865	4,489,047	2,102,375	517,600	8,409,440	----------	31,318,651	1,143,780	63,568,670	8,022,416	10,060,286	69
	19,350	413,760	1,189,325	1,085,260	1,937,725	----------	6,751,268	1,582,250	1,625,788	251,195	2,172,566	70
13,075	109,360	459,525	753,130	1,110,768	7,062,405	138,600	3,183,930	424,250	1,229,310	1,170,262	1,533,575	71
3,168,965	3,505,729	4,551,683	9,731,370	2,031,825	15,735,461	----------	10,200,100	5,396,280	4,479,230	1,878,186	3,641,332	72
6,513,402	45,905,117	90,778,580	51,393,895	110,600	1,817,750	----------	17,510,403	7,432,796	2,208,230	437,340	1,413,460	73
1,422,727	6,207,225	4,050,365	4,842,057	----------	----------	----------	1,309,175	2,651,215	297,075	37,900	70,630	74
147,000	744,200	2,739,710	8,635,415	2,730,680	6,087,665	17,200	7,879,039	2,043,690	1,420,570	572,410	934,780	75
415,130	1,064,289	3,447,720	4,967,665	763,317	4,918,578	5,550	33,267,102	21,679,243	17,283,089	3,561,087	5,236,006	76
702,880	1,469,965	5,109,705	8,964,466	2,403,669	13,518,345	142,150	35,646,310	13,631,155	14,146,650	4,155,905	8,438,814	77
47,600	179,250	258,600	531,100	1,343,994	4,771,500	125,400	6,886,591	678,750	780,837	319,010	1,442,985	78
598,790	1,040,385	3,311,990	7,358,658	999,675	7,796,080	16,750	23,802,334	11,578,840	11,456,458	3,140,070	5,833,834	79
2,450	49,850	84,500	73,150	23,400	271,100	----------	656,400	230,625	381,825	125,650	153,625	80
14,990	22,200	23,300	26,150	14,800	262,265	----------	2,253,215	728,015	1,270,555	499,485	892,950	81
39,050	178,280	1,431,315	975,408	21,800	417,400	----------	2,047,770	414,925	256,975	71,690	115,420	82
902,411	2,295,979	3,483,450	4,242,787	887,800	2,620,395	133,000	5,128,548	2,355,228	5,229,499	2,499,133	5,578,854	83
118,743,521	107,343,678	150,925,108	167,785,230	7,285,130	25,632,263	92,815	44,319,253	15,267,497	42,211,827	21,424,986	31,216,549	84
13,408,634	18,613,926	20,694,762	23,929,824	2,403,571	7,019,482	----------	11,587,972	4,262,285	6,494,678	1,994,026	3,249,914	85
92,342,837	36,982,685	55,476,364	93,428,992	414,991	1,887,214	----------	980,311	217,204	308,864	168,974	47,593	86
			6,810	----------	----------	----------	433,212	----------	10,464,251	13,268,716	17,302,934	87
1,487,704	1,297,190	4,023,281	1,307,817	286,245	2,498,829	----------	7,694,655	238,980	15,353,461	2,253,154	2,961,313	88
	3,350	91,395	377,216	634,915	673,710	----------	2,363,830	793,871	450,628	111,910	1,462,635	89
5,725	43,045	116,098	200,888	469,129	2,498,610	17,430	1,069,907	84,190	334,026	467,825	466,738	90
2,259,502	2,479,592	2,252,665	3,990,274	999,829	6,059,918	----------	3,344,777	1,403,272	1,854,309	820,434	1,351,764	91
6,206,110	36,754,547	60,152,801	33,217,577	79,411	612,994	----------	4,544,785	1,903,105	669,309	151,139	547,610	92
1,623,947	7,752,441	3,490,623	3,605,173	----------	----------	----------	290,135	681,546	95,010	18,500	26,070	93
57,770	219,101	663,145	2,587,238	1,221,220	1,356,805	775	1,443,149	396,380	340,371	161,532	212,185	94
187,366	566,855	737,992	1,120,075	233,118	648,163	15	4,659,572	3,061,372	2,606,283	694,119	869,830	95
395,121	757,851	1,535,579	2,185,388	322,182	1,762,332	52,920	5,124,752	1,966,456	2,476,246	855,663	1,579,802	96
768,805	1,873,095	1,690,403	1,827,958	220,519	664,206	21,675	782,196	258,836	764,391	458,994	1,138,161	97

STATE TABLE II.—VALUE OF SPECIFIED FARM PROPERTY,

[See NOTE,

	ITEM AND TYPE OF FARM (See definitions in Introduction)	SOUTH ATLANTIC DIVISION—Con.	EAST SOUTH CENTRAL DIVISION				WEST SOUTH CENTRAL DIVISION		
		FLORIDA	KENTUCKY	TENNESSEE	ALABAMA	MISSISSIPPI	ARKANSAS	LOUISIANA	OKLAHOMA
	Land and buildings:	*Dollars*	*Dollars*	*Dollars*	*Dollars*	*Dollars*	*Dollars*	*Dollars*	*Dollars*
1	All types	423,346,262	871,448,632	743,222,363	502,370,806	568,322,065	547,828,250	418,191,773	1,242,723,526
2	General	22,763,914	183,704,220	181,832,413	35,787,737	34,986,363	66,644,964	24,310,967	202,436,609
3	Cash-grain	498,222	16,208,405	20,400,433	497,432	133,406	17,652,550	38,888,137	330,619,559
4	Cotton	10,495,491	2,046,992	129,247,628	367,570,199	443,829,340	350,139,796	219,778,541	410,169,518
5	Crop-specialty	24,056,444	262,089,322	73,260,673	8,002,584	3,378,528	3,772,919	49,655,899	18,223,279
6	Fruit	236,656,427	3,517,647	5,896,740	6,344,345	4,390,987	15,503,711	12,086,839	3,470,773
7	Truck	36,574,789	4,896,940	7,809,276	4,409,801	6,505,247	2,627,206	6,817,956	2,635,990
8	Dairy	9,475,434	44,591,473	47,776,866	14,001,964	16,102,810	12,080,166	11,127,158	39,239,342
9	Animal-specialty	6,243,914	119,444,481	85,816,072	7,074,790	4,553,068	9,250,433	4,433,566	73,822,285
10	Stock-ranch	3,666,698	9,598,010	447,530	4,089,476	2,908,402	792,955	6,241,376	38,434,901
11	Poultry	9,085,055	4,209,989	6,585,484	3,114,200	1,533,288	3,598,442	1,563,495	14,522,747
12	Self-sufficing	8,595,851	109,229,344	100,514,448	18,317,284	14,219,849	26,882,460	12,227,406	34,259,494
13	Abnormal	33,869,043	80,080,214	59,587,654	19,518,268	20,718,503	15,955,200	13,325,871	32,999,491
14	Institution or country estate	17,635,049	15,763,529	10,489,843	3,501,588	5,210,154	2,258,082	2,971,340	8,617,979
15	Part-time	14,554,755	37,519,434	38,829,894	11,552,089	11,654,359	10,086,393	8,214,416	18,273,303
16	Boarding and lodging	353,150	538,850	483,262	260,715	111,604	130,085	175,250	533,055
17	Forest-product	1,159,689	3,032,137	4,804,528	3,368,196	3,034,926	1,706,806	1,666,165	455,938
18	Horse farm, feed lot, or livestock dealer	166,400	23,226,264	4,980,127	835,680	707,460	1,773,834	298,700	5,119,216
19	Unclassified	21,364,980	31,831,595	24,047,146	13,642,726	15,062,274	22,927,448	17,734,562	41,889,538
	Land and buildings, per farm:								
20	All types	7,179	3,535	3,025	1,952	1,818	2,261	2,590	6,096
21	General	2,677	3,910	3,797	2,707	2,412	2,802	2,926	5,527
22	Cash-grain	3,718	5,957	4,952	5,527	2,300	11,545	9,405	12,866
23	Cotton	1,867	3,560	2,049	1,777	1,712	2,076	1,909	4,752
24	Crop-specialty	6,484	3,998	3,118	3,054	3,705	4,984	8,713	6,378
25	Fruit	17,362	6,237	5,228	6,671	9,934	4,860	2,377	5,527
26	Truck	5,448	6,230	4,452	4,778	1,525	2,426	4,196	4,964
27	Dairy	9,953	7,557	8,201	9,086	5,020	4,784	7,988	7,581
28	Animal-specialty	3,826	10,279	7,907	7,542	5,553	4,815	5,216	10,171
29	Stock-ranch	9,778	23,525	8,444	15,668	13,465	13,672	18,144	39,747
30	Poultry	5,095	3,323	3,778	4,175	4,577	3,460	5,644	4,992
31	Self-sufficing	1,389	1,549	1,868	1,415	1,375	1,572	1,754	2,374
32	Abnormal	6,778	3,826	3,247	2,817	3,015	2,513	3,184	4,886
	Land and buildings, per acre:								
33	All types	84	44	41	29	33	34	45	37
34	General	27	39	39	26	21	25	37	35
35	Cash-grain	24	49	51	56	33	44	48	43
36	Cotton	24	71	38	28	35	38	43	40
37	Crop-specialty	42	51	43	32	32	38	54	35
38	Fruit	284	76	50	77	67	54	76	53
39	Truck	99	135	80	71	28	34	94	77
40	Dairy	103	66	66	49	35	44	67	47
41	Animal-specialty	24	59	45	23	22	25	34	33
42	Stock-ranch	10	56	34	15	14	19	24	12
43	Poultry	146	47	60	59	53	50	115	56
44	Self-sufficing	27	24	30	23	21	20	38	29
45	Abnormal	72	68	58	34	34	36	52	59
	Farm buildings (including dwellings):								
46	All types	70,491,473	276,466,780	227,570,837	148,331,856	157,723,346	139,908,452	104,633,627	211,472,123
47	General	6,857,354	61,507,430	56,263,468	12,008,114	12,669,283	20,908,487	8,075,774	42,141,782
48	Cash-grain	91,735	3,642,086	4,480,087	72,755	40,766	3,341,665	6,193,851	41,910,906
49	Cotton	2,818,282	334,985	35,509,588	104,661,235	114,475,700	80,398,874	51,701,835	63,031,537
50	Crop-specialty	5,164,622	80,452,002	23,117,748	2,113,639	916,709	904,608	11,701,437	3,059,946
51	Fruit	25,289,522	1,200,185	1,645,785	1,599,825	874,381	4,259,283	3,901,829	791,687
52	Truck	6,303,948	1,856,420	1,998,908	1,243,232	2,459,671	748,899	1,849,325	463,090
53	Dairy	2,867,496	14,705,145	14,867,726	4,259,805	5,538,414	4,129,533	3,922,418	9,371,964
54	Animal-specialty	1,670,733	32,752,170	23,164,178	1,846,811	1,367,570	2,350,735	1,339,595	13,832,699
55	Stock-ranch	547,340	2,065,250	88,050	708,520	553,505	168,350	1,138,727	3,013,785
56	Poultry	3,683,461	1,767,975	2,462,060	1,440,440	680,880	1,498,635	564,865	5,223,963
57	Self-sufficing	2,946,602	35,784,529	34,012,073	6,890,390	5,620,074	9,040,692	4,585,306	8,861,997
58	Abnormal	7,470,650	30,788,933	23,612,970	7,549,126	8,368,196	6,514,960	5,545,675	11,885,735
59	Institution or country estate	1,995,118	5,514,809	3,812,725	894,723	1,300,788	867,235	885,730	3,886,550
60	Part-time	5,000,249	16,172,469	16,814,138	5,385,513	5,828,513	4,575,925	3,976,674	6,581,120
61	Boarding and lodging	170,275	227,285	298,700	154,325	61,275	64,100	77,775	214,100
62	Forest-product	259,458	733,685	1,187,182	871,880	894,320	455,490	495,066	103,495
63	Horse farm, feed lot, or livestock dealer	45,550	8,140,685	1,500,225	242,685	283,300	552,210	110,430	1,100,470
64	Unclassified	4,779,728	9,609,670	6,348,196	3,937,964	4,168,197	5,643,731	4,112,990	7,883,032
	Farmers' dwellings:								
65	All types	47,557,616	163,757,651	147,878,759	104,969,633	117,951,305	94,841,462	72,097,049	126,456,882
66	General	4,878,662	36,911,312	35,593,571	8,465,267	9,076,501	13,556,017	5,812,998	25,680,224
67	Cash-grain	52,295	2,002,100	2,736,890	47,660	26,801	1,713,373	3,705,263	23,210,985
68	Cotton	2,048,579	229,280	25,090,607	75,113,577	87,121,265	56,017,309	38,898,177	40,525,907
69	Crop-specialty	2,687,340	45,424,148	13,773,349	1,347,761	630,736	542,495	4,798,780	1,833,040
70	Fruit	18,049,597	740,050	1,021,175	1,095,695	610,950	2,787,048	2,930,690	493,000
71	Truck	4,302,167	1,378,830	1,318,592	813,020	1,861,329	519,930	1,314,425	312,770
72	Dairy	1,481,920	8,702,461	9,052,951	2,312,215	3,603,436	2,578,137	2,330,140	5,128,756
73	Animal-specialty	1,133,360	17,699,574	13,617,613	1,123,510	888,950	1,379,134	912,130	7,611,439
74	Stock-ranch	346,550	964,870	47,425	407,825	351,350	74,505	716,775	1,505,405
75	Poultry	2,467,321	1,164,084	1,556,833	928,565	444,014	936,344	379,060	3,053,765
76	Self-sufficing	2,264,355	24,508,310	23,177,462	5,185,019	4,316,707	6,297,835	3,504,239	5,998,303
77	Abnormal	4,847,027	18,013,479	16,564,989	5,356,011	5,885,340	4,501,931	3,979,781	6,233,062
78	Institution or country estate	559,660	2,974,980	2,104,350	308,553	444,650	428,800	460,500	749,350
79	Part-time	3,970,604	12,061,773	12,605,489	4,217,638	4,626,345	3,438,241	3,082,096	4,749,337
80	Boarding and lodging	114,000	153,590	240,010	92,125	50,675	41,075	50,650	69,275
81	Forest-product	173,463	432,126	714,725	561,645	585,395	269,875	308,835	60,955
82	Horse farm, feed lot, or livestock dealer	29,300	2,391,010	900,415	176,050	178,275	323,940	77,700	604,145
83	Unclassified	2,998,443	6,019,153	4,327,302	2,773,508	3,133,926	3,937,404	2,814,591	4,870,226
	Implements and machinery:								
84	All types	15,446,478	36,546,828	45,758,093	33,544,806	41,609,042	33,116,340	28,173,647	92,857,906
85	General	1,311,247	9,070,791	11,891,802	2,796,806	3,675,954	4,203,196	1,884,373	14,682,698
86	Cash-grain	18,600	668,782	1,005,276	31,320	22,445	2,559,834	4,697,890	33,469,302
87	Cotton	482,842	72,887	9,151,826	23,950,081	30,573,165	19,543,923	12,917,619	26,600,653
88	Crop-specialty	2,456,159	11,290,966	4,608,411	604,358	366,042	317,006	3,073,312	1,234,487
89	Fruit	4,495,806	219,852	403,982	372,001	224,393	935,925	774,925	208,658
90	Truck	2,680,257	258,779	535,519	308,320	709,134	172,762	424,312	128,432
91	Dairy	802,727	2,219,149	3,035,248	1,231,942	1,575,798	904,127	936,340	2,846,204
92	Animal-specialty	400,850	5,199,603	4,838,704	489,934	448,542	622,037	331,384	5,825,320
93	Stock-ranch	144,615	230,180	24,300	211,831	143,865	39,670	304,799	973,411
94	Poultry	479,251	208,064	404,836	268,478	144,544	225,991	93,175	1,042,403
95	Self-sufficing	383,528	3,583,088	5,542,069	1,136,718	1,094,196	1,422,539	773,320	1,857,255
96	Abnormal	953,310	2,587,795	3,360,659	1,451,607	1,739,629	1,079,560	1,026,674	2,008,121
97	Unclassified	837,284	936,892	954,561	691,410	891,335	1,089,770	935,524	1,980,962

1930, BY TYPE OF FARM, BY DIVISIONS AND STATES—Continued

bottom of p. 8]

West South Central Division—Con.	Mountain Division								Pacific Division			
TEXAS	MONTANA	IDAHO	WYOMING	COLORADO	NEW MEXICO	ARIZONA	UTAH	NEVADA	WASHINGTON	OREGON	CALIFORNIA	
Dollars	*Dollars*	*Dollars*	*Dollars*	*Dollars*	*Dollars*	*Dollars*	*Dollars*	*Dollars*	*Dollars*	*Dollars*	*Dollars*	
3,597,408,986	527,610,002	417,249,572	206,852,171	629,346,675	207,859,492	184,230,656	221,223,172	64,111,000	773,682,602	630,827,927	3,419,470,764	1
186,543,698	41,716,577	56,412,827	19,732,134	64,647,667	15,204,768	7,959,441	40,078,354	5,777,781	52,658,551	92,893,871	64,594,081	2
271,482,595	219,971,473	112,845,266	17,293,040	104,479,257	22,537,135	2,113,351	17,947,041	423,125	254,625,719	135,535,307	213,000,904	3
1,905,506,797					29,776,518	64,137,749					61,062,729	4
24,362,396	44,254,556	126,865,143	31,798,906	169,657,153	18,852,846	10,945,084	37,029,407	11,679,916	40,618,235	39,667,315	345,746,346	5
49,825,879	1,503,253	13,687,552	28,000	14,941,114	3,694,338	20,238,595	9,348,562	174,600	134,364,654	76,999,828	1,494,416,691	6
41,797,942	1,603,170	1,182,515	191,000	17,367,457	2,166,609	9,419,583	5,707,856	529,525	10,692,920	9,611,692	193,922,275	7
86,700,707	18,395,843	29,550,649	7,305,320	35,837,579	5,474,248	11,804,652	28,884,808	7,293,858	124,980,921	92,256,704	320,891,999	8
51,171,273	24,855,622	27,085,791	14,864,091	72,740,578	4,676,576	3,708,332	19,166,910	2,831,775	12,704,085	24,336,545	46,888,503	9
716,740,072	146,961,650	22,977,859	101,159,370	87,198,225	81,985,573	27,369,945	31,420,571	29,398,043	14,966,940	70,151,419	275,093,229	10
30,857,613	1,704,766	3,976,016	1,040,168	9,366,403	1,174,087	3,972,347	11,797,954	1,762,265	49,870,548	20,334,305	142,478,003	11
36,330,189	4,122,781	4,061,032	1,760,154	4,970,866	5,919,030	2,232,669	3,070,255	317,929	13,554,239	13,297,469	10,814,151	12
57,853,054	12,585,464	11,729,816	8,147,750	23,682,167	7,675,388	10,287,395	13,665,093	2,206,493	42,593,244	36,831,625	115,885,885	13
8,812,496	2,226,709	1,441,278	1,536,196	4,069,267	790,219	679,536	516,650	493,360	2,824,829	2,819,915	39,309,571	14
39,770,210	6,978,572	7,797,740	3,579,441	14,081,797	5,620,742	6,176,472	12,021,775	830,995	34,379,024	27,394,491	58,809,451	15
956,127	1,171,224	304,380	1,906,851	1,509,445	409,859	1,460,999	207,525	199,350	1,157,320	676,309	4,255,085	16
2,741,605	575,745	990,288	151,237	937,858	188,228	475,162			2,586,976	4,069,464	2,637,755	17
5,572,616	1,633,214	1,196,130	974,025	3,083,800	666,340	1,495,226	919,143	682,848	1,645,095	1,871,455	10,874,023	18
138,234,771	9,934,847	6,875,106	3,532,238	24,458,209	8,722,376	10,041,513	3,106,361	1,715,690	22,032,546	18,911,847	134,675,968	19
7,260	11,109	10,012	12,919	10,497	6,619	12,999	8,145	18,626	10,911	11,438	25,203	20
5,668	7,422	7,805	7,915	7,569	4,601	8,130	7,422	13,131	7,395	9,516	14,594	21
18,002	11,354	14,482	9,699	11,696	7,660	10,838	11,154	11,753	30,162	27,298	49,409	22
5,453					10,364	23,348					20,553	23
7,259	10,791	11,938	11,201	12,387	4,394	17,075	9,246	18,193	10,832	13,456	38,657	24
19,471	7,631	10,035	5,600	8,399	8,612	41,558	9,443	11,640	13,616	12,209	28,733	25
7,381	10,478	5,825	5,162	7,916	2,976	21,026	7,873	12,608	8,232	10,203	28,996	26
10,738	8,458	6,991	8,997	10,124	8,567	15,845	8,564	14,617	9,823	11,320	21,141	27
9,788	10,022	11,560	10,195	13,727	5,574	11,517	9,101	20,670	10,229	12,931	23,304	28
45,851	21,240	14,969	25,039	18,031	13,882	7,478	13,158	35,764	21,754	26,492	53,719	29
5,851	4,595	5,046	4,838	5,750	4,852	6,356	6,447	7,596	5,775	6,579	9,237	30
2,683	2,934	3,098	3,278	2,947	1,579	3,171	3,330	2,606	3,733	3,858	4,843	31
4,820	4,861	3,924	7,249	5,827	2,263	6,438	4,293	8,053	4,335	4,712	12,322	32
29	12	45	9	22	7	18	39	16	57	38	112	33
38	15	51	13	22	15	67	62	52	58	60	79	34
39	14	40	13	21	18	97	33	70	40	43	70	35
50					98	175					123	36
57	24	87	28	43	14	111	85	32	91	57	222	37
229	85	196	73	197	88	599	232	70	361	156	479	38
90	82	168	58	117	91	175	210	143	254	282	376	39
63	25	57	22	30	18	124	87	76	89	76	119	40
31	16	41	17	29	16	74	55	70	32	45	71	41
11	7	12	6	8	3	3	11	9	7	10	18	42
58	26	56	19	73	25	65	168	96	186	111	344	43
38	13	32	9	16	15	30	48	21	63	50	53	44
68	16	37	17	31	12	28	91	38	89	58	137	45
534,537,451	84,668,634	76,993,895	32,387,716	118,391,947	27,138,284	23,376,883	46,881,867	10,445,523	165,289,226	128,881,093	443,316,190	46
46,384,841	8,851,227	12,863,491	3,673,138	14,017,616	2,752,689	1,417,855	8,745,115	1,129,726	14,310,910	21,823,804	11,856,918	47
29,233,377	30,505,328	14,311,894	2,171,853	14,412,680	2,520,275	188,380	2,362,338	66,125	26,780,575	15,867,566	16,217,905	48
305,978,617					3,351,665	5,362,346					5,735,528	49
3,994,240	7,852,973	21,010,179	5,383,805	28,135,753	2,881,101	1,225,083	6,401,930	1,667,883	7,519,721	7,292,360	26,863,628	50
5,695,156	516,465	3,514,834	10,000	4,068,582	842,291	2,604,468	2,361,014	16,000	28,825,948	18,179,618	186,471,703	51
6,163,908	368,905	300,095	55,870	4,003,590	475,730	894,884	1,288,787	68,750	2,272,145	1,816,635	13,388,400	52
18,673,404	5,104,124	7,982,383	1,659,072	8,499,216	1,225,854	1,894,405	6,788,228	1,519,293	32,255,537	21,550,659	50,075,343	53
9,925,168	4,798,589	5,541,375	2,797,600	13,730,343	806,748	496,610	3,306,749	535,647	2,785,652	4,974,045	7,332,181	54
45,234,594	19,193,874	3,208,441	12,831,665	12,008,934	6,923,269	3,298,916	3,755,245	3,912,154	1,900,709	8,024,400	22,323,298	55
10,797,400	717,871	1,541,191	347,320	4,164,659	400,963	1,377,196	5,249,061	622,010	22,169,845	7,676,594	55,509,927	56
12,239,143	1,001,845	1,355,065	349,543	1,394,239	1,503,628	533,212	904,885	88,985	4,591,026	4,409,545	3,303,351	57
20,880,530	3,702,943	4,003,787	2,426,026	8,135,558	2,308,456	2,882,416	4,832,421	557,095	15,835,283	12,223,417	28,502,376	58
3,137,708	567,466	473,549	517,435	1,269,294	275,215	267,455	70,950	128,600	960,244	778,620	6,801,869	59
15,642,901	2,179,749	2,869,213	919,715	5,195,189	1,607,552	1,736,271	4,465,081	210,540	13,505,981	9,956,730	17,707,818	60
368,405	475,668	139,950	660,884	709,140	251,520	639,951	71,215	129,250	432,700	292,870	1,345,098	61
536,025	134,650	222,500	27,750	163,315	33,714	34,358			583,170	857,172	466,935	62
1,195,491	345,410	298,575	300,242	798,620	140,455	204,381	225,175	88,705	353,188	338,025	2,180,656	63
19,337,073	1,964,490	1,361,160	681,824	5,820,777	1,145,615	1,201,112	886,094	261,855	6,041,875	5,042,450	15,735,632	64
351,008,434	43,225,733	46,543,964	15,866,118	64,388,653	16,516,597	14,335,913	32,290,238	5,588,740	93,476,362	72,627,908	257,042,770	65
31,208,366	4,963,390	8,057,014	1,992,122	8,044,010	1,796,933	946,607	6,110,818	676,287	8,473,413	12,759,888	6,941,850	66
16,902,685	15,609,690	7,532,305	1,080,676	7,564,996	1,444,807	138,217	1,590,740	41,125	13,071,504	8,218,850	8,306,477	67
207,383,305					2,199,113	3,079,015					3,296,909	68
2,598,425	4,369,249	13,321,843	3,000,975	15,267,357	1,895,253	736,550	4,482,015	928,208	4,377,675	3,677,945	14,805,208	69
3,897,280	329,865	2,220,775	7,500	2,830,640	592,504	1,882,367	1,765,082	11,300	18,220,002	10,655,389	121,332,708	70
4,217,604	211,075	207,845	40,025	2,671,675	352,475	559,350	986,165	42,765	1,394,949	1,064,515	7,789,540	71
11,257,309	2,560,663	5,023,811	833,823	4,392,336	655,593	1,122,300	4,446,823	845,340	16,749,216	11,300,758	23,848,602	72
5,989,353	2,447,965	3,222,380	1,499,305	6,935,389	492,563	289,720	2,213,780	298,425	1,471,115	2,622,552	3,780,496	73
25,572,468	8,575,850	1,657,375	5,634,017	5,640,261	3,474,520	1,846,553	2,361,580	1,962,470	825,296	3,892,067	9,893,852	74
6,497,409	395,040	944,782	196,045	2,614,540	229,805	836,546	3,312,326	335,735	11,896,243	4,462,255	29,832,411	75
9,016,988	705,085	930,496	216,760	947,070	1,120,137	382,381	707,312	63,025	3,142,807	3,035,160	2,331,980	76
14,001,978	2,107,676	2,632,803	1,024,653	4,968,678	1,559,451	1,703,108	3,741,672	243,105	10,685,035	8,203,746	16,985,851	77
925,750	107,927	88,098	108,787	356,950	123,823	124,520	23,200	26,400	302,945	84,981	2,657,317	78
11,691,837	1,530,879	2,138,385	601,511	3,840,418	1,214,563	1,287,936	3,535,422	142,955	9,599,580	7,269,330	12,926,766	79
252,290	202,385	84,725	199,200	273,525	143,750	222,550	35,500	21,000	253,095	181,875	542,775	80
372,625	75,470	130,000	14,200	52,360	21,430	21,250			322,305	485,835	297,230	81
759,476	191,015	191,595	100,955	445,425	55,885	46,852	147,550	52,750	207,110	181,725	561,763	82
12,465,264	950,185	792,535	340,217	2,511,701	703,434	813,199	571,925	140,955	3,169,107	2,734,781	7,897,786	83
182,186,809	62,070,274	39,748,803	17,617,857	50,241,437	12,996,727	10,413,814	13,636,571	4,218,855	50,511,853	42,585,751	135,741,365	84
12,115,537	4,387,349	5,544,892	2,103,276	5,414,661	1,210,756	528,958	2,523,711	423,801	3,239,027	6,258,240	3,552,047	85
26,336,591	36,476,727	11,547,439	2,601,840	11,254,642	2,372,383	111,434	1,514,638	55,750	18,900,240	11,283,869	13,315,979	86
102,254,517					1,771,558	3,661,133					3,905,925	87
1,594,961	4,118,810	11,841,031	3,453,050	13,379,254	1,744,067	586,616	2,285,901	639,236	2,744,077	2,715,061	12,359,656	88
1,707,526	105,020	1,306,870	500	949,281	257,942	528,117	499,828	8,800	8,735,724	4,938,598	54,262,033	89
2,834,214	162,665	139,922	20,070	1,301,936	184,473	751,497	358,820	44,860	752,421	704,332	7,635,815	90
5,073,041	1,855,243	2,825,582	704,635	2,763,574	433,812	768,284	1,683,955	584,176	7,316,678	6,081,424	15,419,230	91
3,226,208	2,865,479	2,722,286	1,677,902	6,643,376	413,736	260,941	1,271,958	229,542	930,775	1,728,410	2,659,719	92
12,983,065	9,357,309	1,584,877	5,826,933	4,761,294	2,878,063	1,458,259	1,689,428	1,807,172	762,974	3,327,459	6,621,852	93
2,127,628	154,227	384,755	98,422	556,900	110,405	268,550	704,100	127,248	3,073,003	1,374,090	7,142,989	94
2,118,140	400,552	324,939	151,513	355,443	453,284	167,770	175,550	30,616	586,088	763,584	490,117	95
3,497,498	1,210,368	1,050,270	657,918	1,489,525	597,544	734,690	761,802	181,117	2,366,703	2,373,348	4,621,417	96
6,317,883	976,525	475,940	321,798	1,371,551	568,704	587,565	166,880	86,537	1,104,143	1,037,336	3,754,586	97

STATE TABLE III.—VALUE OF FARM PRODUCTS SOLD, TRADED, OR USED BY OPERATOR'S FAMILY;

[Due to crop failure, new operations, etc., the farms reporting specific items will not always agree with those reporting

	Class of product and type of farm (See definitions in Introduction)	United States		Geographic Divisions							
				New England		Middle Atlantic		East North Central		West North Central	
		Farms reporting	Value	Farms reporting	Value	Farms reporting	Value	Farms reporting	Value	Farms reporting	Value
		Number	Dollars	Number	Dollars	Number	Dollars	Number	Dollars	Number	Dollars
	All products (sold, traded, or used by operator's family):										
1	All types	5,999,882	11,011,329,335	121,387	314,947,090	343,648	797,762,440	927,606	1,850,605,512	1,075,954	2,843,970,959
2	General	1,044,264	1,544,995,815	17,177	27,336,819	80,935	145,061,469	275,921	428,662,803	265,723	464,418,159
3	Cash-grain	454,726	1,338,334,957	31	81,280	3,613	5,330,766	84,415	233,231,494	245,869	710,134,057
4	Cotton	1,640,025	1,698,106,595					75	69,962	13,588	21,911,853
5	Crop-specialty	431,379	834,364,811	12,138	66,923,139	18,354	50,515,634	36,791	64,889,101	16,073	47,350,577
6	Fruit	141,417	474,315,064	2,674	9,670,702	11,989	38,100,951	12,540	32,177,801	3,976	7,661,541
7	Truck	84,561	243,604,967	3,216	10,409,469	13,575	43,977,235	14,705	31,949,939	4,318	8,137,134
8	Dairy	604,837	1,672,131,934	39,822	133,245,486	118,255	380,626,763	235,322	548,603,818	106,088	245,608,846
9	Animal-specialty	479,042	1,740,973,653	2,053	6,114,531	4,169	14,315,686	109,552	371,044,360	285,984	1,112,836,078
10	Stock-ranch	71,000	509,422,932			30	86,454	42	415,923	11,932	80,870,565
11	Poultry	166,517	331,167,118	10,002	27,275,549	26,323	65,612,687	36,794	52,724,966	31,934	39,213,589
12	Self-sufficing	498,019	211,719,984	11,113	5,378,660	24,322	11,878,515	52,397	21,944,505	49,240	20,938,770
13	Abnormal	384,095	412,191,505	23,161	28,511,449	42,083	42,256,280	69,052	64,890,840	41,229	84,889,790
	Crops (including plants, flowers, etc.), sold or traded:										
14	All types	4,923,419	4,424,480,691	79,101	95,833,325	269,572	206,363,311	704,773	466,030,846	792,431	782,216,064
15	General	904,582	434,883,756	14,417	6,795,819	75,388	47,371,548	237,246	108,560,841	211,774	108,837,952
16	Cash-grain	452,313	940,328,412	31	58,449	3,603	3,318,774	84,196	153,515,624	244,863	472,064,910
17	Cotton	1,630,513	1,309,937,960					74	54,739	13,573	18,920,901
18	Crop-specialty	430,812	644,544,438	12,036	58,754,221	18,327	37,316,141	36,753	40,943,426	16,052	36,007,130
19	Fruit	135,935	426,266,975	2,667	8,044,318	11,943	30,719,460	12,365	25,693,269	3,935	5,732,103
20	Truck	84,329	214,239,147	3,210	8,676,736	13,559	37,436,205	14,686	26,582,953	4,303	6,616,830
21	Dairy	401,760	143,948,899	22,812	8,149,582	89,267	35,068,838	162,690	50,038,283	64,389	19,866,218
22	Animal-specialty	313,784	182,918,684	1,126	369,068	3,185	2,175,929	80,361	46,069,285	176,465	98,995,334
23	Stock-ranch	30,575	25,098,204			7	1,031	11	8,443	6,840	6,031,258
24	Poultry	87,216	23,304,716	5,005	1,213,184	16,007	5,234,947	20,071	4,163,573	13,608	2,125,062
25	Self-sufficing	255,998	23,464,850	5,502	495,633	14,580	1,381,893	23,031	1,912,005	18,854	1,451,171
26	Abnormal	195,602	55,544,650	12,295	3,276,315	23,706	6,338,545	33,289	8,548,405	17,775	5,567,195
	Livestock, sold or traded:										
27	All types	3,388,016	2,612,770,611	68,526	33,464,561	229,012	91,394,952	754,241	504,576,888	908,927	1,196,406,261
28	General	894,798	322,142,024	12,526	3,299,588	65,277	19,033,234	252,138	96,905,171	249,965	127,244,721
29	Cash-grain	315,306	158,655,574	9	3,397	1,540	280,040	64,599	31,357,836	183,166	98,779,519
30	Cotton	430,242	46,711,566					24	2,604	3,348	673,565
31	Crop-specialty	167,231	38,904,266	5,642	1,280,324	8,281	2,291,557	21,950	5,294,631	8,478	3,864,924
32	Fruit	33,549	8,332,927	733	270,711	5,033	1,135,851	5,680	1,316,307	1,799	369,214
33	Truck	21,415	4,203,067	776	239,527	3,834	658,181	4,512	922,613	1,167	255,180
34	Dairy	541,662	242,980,429	32,515	13,643,218	105,632	41,688,018	220,579	94,394,899	99,183	56,572,981
35	Animal-specialty	477,660	1,176,763,894	2,042	4,028,243	4,068	8,257,604	109,283	238,757,423	285,671	773,126,218
36	Stock-ranch	67,265	394,147,624			27	60,204	41	359,247	11,611	66,197,579
37	Poultry	83,390	16,658,391	3,444	963,183	11,916	2,502,354	23,111	4,448,021	21,276	4,720,466
38	Self-sufficing	212,630	14,392,311	3,735	299,386	9,478	597,043	23,207	1,579,534	24,295	2,044,089
39	Abnormal	142,868	188,878,538	7,104	9,436,984	13,926	14,890,866	29,117	29,238,602	18,968	62,557,805
	Livestock products, sold or traded:										
40	All types	4,490,276	2,472,813,301	94,989	138,429,637	300,352	390,086,921	854,986	622,875,075	974,896	542,950,108
41	General	1,005,208	446,895,370	15,736	9,165,850	77,901	48,961,949	271,327	138,426,995	261,602	138,615,441
42	Cash-grain	360,322	128,485,428	15	9,497	2,365	956,960	72,896	27,555,248	201,924	74,568,758
43	Cotton	842,878	71,944,573					40	2,569	5,994	560,265
44	Crop-specialty	282,358	57,125,782	6,555	2,501,341	11,808	6,265,518	27,752	10,694,522	10,562	3,860,155
45	Fruit	63,190	18,052,431	1,228	610,136	7,757	3,369,417	8,785	2,441,231	2,820	690,961
46	Truck	40,233	9,162,095	1,340	636,701	7,175	2,528,783	7,731	1,784,724	2,137	424,096
47	Dairy	604,638	1,095,044,501	39,818	95,624,245	118,067	263,383,003	235,320	332,789,371	106,086	135,427,884
48	Animal-specialty	453,440	231,902,114	1,536	1,018,051	3,779	2,568,358	105,322	55,778,542	274,820	146,571,642
49	Stock-ranch	55,191	71,574,582			26	15,602	35	39,144	9,998	5,099,274
50	Poultry	166,513	254,575,007	10,002	22,266,687	26,323	51,271,428	36,794	36,535,871	31,934	25,537,503
51	Self-sufficing	372,124	30,833,937	6,639	860,374	18,013	2,061,829	41,008	4,471,874	38,088	4,104,602
52	Abnormal	244,181	57,217,481	12,120	5,736,755	27,138	8,684,074	47,976	12,354,984	28,931	7,489,527
	Forest products sold:										
53	All types	602,992	99,859,580	28,036	10,732,791	59,217	11,659,616	120,339	14,909,647	90,606	9,848,664
54	General	182,583	27,453,538	7,067	2,276,480	16,964	3,168,402	43,869	5,551,565	33,376	3,516,001
55	Cash-grain	11,363	1,304,078	6	1,919	203	21,407	3,099	341,077	4,450	492,417
56	Cotton	96,856	8,182,643					4	300	467	26,147
57	Crop-specialty	34,278	4,061,340	2,337	682,576	2,087	275,969	4,390	383,814	1,249	95,090
58	Fruit	6,970	1,176,130	472	147,475	1,016	154,303	1,033	120,629	355	31,184
59	Truck	3,620	440,012	269	51,920	668	98,013	438	43,042	165	14,895
60	Dairy	109,837	13,379,705	10,342	2,522,730	28,747	4,217,743	44,890	4,120,211	17,213	1,246,344
61	Animal-specialty	41,739	5,000,453	473	113,756	675	93,389	11,256	1,266,455	20,104	2,114,904
62	Stock-ranch	6,599	1,320,947			6	1,215	7	853	448	69,501
63	Poultry	10,827	1,124,226	979	215,499	2,022	244,056	2,184	158,067	2,437	137,876
64	Self-sufficing	54,011	3,068,853	1,538	160,960	2,298	168,036	4,346	237,178	5,965	282,127
65	Abnormal	44,309	33,347,655	4,553	4,559,476	4,531	3,217,083	4,823	2,686,456	4,377	1,822,178
	Farm products used by operator's family:										
66	All types	5,609,680	1,401,405,152	117,066	36,486,776	333,978	98,277,640	904,950	242,213,056	1,036,541	312,549,862
67	General	1,038,311	313,621,127	16,927	5,799,082	80,417	26,526,336	274,729	79,278,231	264,736	86,204,044
68	Cash-grain	403,597	109,561,465	27	8,018	3,010	753,585	78,066	20,461,709	221,507	64,228,453
69	Cotton	1,451,526	281,329,853					62	9,750	11,064	1,730,975
70	Crop-specialty	392,010	89,728,985	10,950	3,704,677	15,664	4,366,449	32,917	7,572,708	13,846	3,523,278
71	Fruit	104,758	20,486,601	2,294	598,068	11,130	2,721,920	11,603	2,606,365	3,751	838,079
72	Truck	73,538	15,560,646	3,039	804,585	12,576	3,256,053	13,101	2,616,607	4,009	826,133
73	Dairy	600,548	176,778,400	39,545	13,305,711	117,647	36,269,161	234,580	67,261,054	105,603	32,495,419
74	Animal-specialty	470,117	144,388,508	1,975	585,413	4,048	1,220,406	107,627	29,172,655	282,045	92,027,980
75	Stock-ranch	59,984	17,281,575			27	8,402	32	8,236	11,170	3,472,953
76	Poultry	162,387	35,504,778	9,876	2,616,996	25,802	6,359,902	36,233	7,419,434	31,587	6,692,682
77	Self-sufficing	498,019	139,960,033	11,113	3,562,307	24,322	7,669,714	52,397	13,743,914	49,240	13,056,781
78	Abnormal	354,885	77,203,181	21,320	5,501,919	39,330	9,125,712	63,603	12,062,393	37,983	7,453,085
	RECEIPTS FROM BOARDERS, LODGERS, ETC.										
79	All types	126,942	39,556,693	11,198	5,586,214	18,918	13,066,549	19,778	4,521,951	23,900	3,950,886
80	General	30,699	5,177,144	2,213	623,308	4,489	1,064,443	5,934	979,833	6,755	878,622
81	Cash-grain	7,729	1,041,966	2	275	69	13,641	1,074	147,754	4,612	596,683
82	Cotton	13,235	1,588,919							82	9,617
83	Crop-specialty	5,459	947,042	547	134,088	486	114,155	641	123,412	269	37,049
84	Fruit	2,449	604,710	155	42,963	513	143,086	319	76,649	60	7,792
85	Truck	1,323	319,331	145	42,121	367	107,580	230	53,923	73	15,199
86	Dairy	21,044	4,844,632	3,516	1,079,194	6,365	1,739,749	6,121	1,083,818	2,640	408,806
87	Animal-specialty	9,919	1,438,188	201	53,769	151	35,048	1,526	232,004	5,967	783,090
88	Stock-ranch	2,238	518,384			2	185	1	180	458	68,808
89	Poultry	4,815	1,295,536	783	256,845	1,465	542,811	704	132,182	621	86,831
90	Self-sufficing	10,926	1,583,399	1,028	265,513	1,244	250,417	934	135,220	873	99,948
91	Abnormal	17,106	20,197,442	2,608	3,088,138	3,757	9,055,434	2,294	1,556,976	1,490	958,441

AND RECEIPTS FROM BOARDERS, ETC.; 1929, BY TYPE OF FARM, BY DIVISIONS AND STATES

"All products," as the latter represent the total number of farms of each type in the division or State; also see NOTE, bottom of p. 8]

Geographic Divisions—Continued										New England Division				
South Atlantic		East South Central		West South Central		Mountain		Pacific		Maine		New Hampshire		
Farms reporting	Value	Farms reporting	Value	Farms reporting	Value	Farms reporting	Value	Farms reporting	Value	Farms reporting	Value	Farms reporting	Value	
Number	*Dollars*	*Number*	*Dollars*	*Number*	*Dollars*	*Number*	*Dollars*	*Number*	*Dollars*	*Number*	*Dollars*	*Number*	*Dollars*	
1,003,800	1,149,583,412	1,009,086	934,449,445	1,040,959	1,442,742,599	229,534	719,410,753	247,908	957,857,125	38,064	92,372,659	14,496	28,583,645	1
124,969	145,832,344	122,592	122,744,772	101,631	113,277,987	34,007	60,385,578	21,309	37,275,884	7,576	11,227,585	2,223	3,317,404	2
6,984	11,719,655	6,989	7,394,697	40,443	156,148,614	42,664	113,551,468	17,718	106,742,926	15	16,881	------	------	3
368,491	342,559,481	529,684	462,447,303	719,596	823,290,542	5,620	26,692,303	2,971	21,135,151	------	------	------	------	4
186,289	256,891,079	92,581	112,088,023	12,669	26,779,623	40,842	135,161,735	15,642	73,765,900	7,965	46,830,060	476	648,495	5
22,317	64,484,380	3,085	5,555,617	11,461	16,810,882	5,189	16,353,312	68,186	283,499,866	686	1,365,737	275	749,199	6
18,658	43,546,356	7,728	10,593,351	8,902	15,529,584	4,530	12,792,811	8,929	66,669,088	385	801,050	138	278,879	7
19,644	80,667,280	16,476	41,003,987	17,168	54,385,833	16,010	42,131,476	36,052	145,858,445	6,596	15,762,540	4,332	13,140,434	8
17,676	43,736,081	24,231	56,760,957	15,257	40,831,341	14,984	75,584,773	5,136	19,749,846	688	1,913,328	275	741,823	9
2,494	10,308,274	938	3,583,068	17,001	133,382,754	30,106	197,009,341	8,457	83,766,553	------	------	------	------	10
14,790	28,584,626	4,091	5,307,244	9,500	13,243,564	5,932	12,974,126	27,151	86,230,767	2,073	4,681,920	1,622	4,575,864	11
141,547	63,453,348	147,611	61,771,428	52,041	19,794,465	10,437	3,294,715	9,311	3,265,578	4,049	1,905,257	1,818	944,677	12
79,941	57,800,502	53,080	45,198,998	29,290	35,267,410	19,213	23,479,115	27,046	29,897,121	8,031	7,868,301	3,337	4,186,870	13
864,772	642,514,097	880,946	511,640,408	965,848	866,763,691	181,608	301,689,571	184,368	551,429,378	29,165	48,071,855	8,797	3,197,010	14
113,619	49,684,277	110,520	39,205,938	92,979	39,103,242	30,577	22,665,964	18,062	12,718,175	6,673	2,580,612	1,768	630,172	15
6,965	7,076,478	6,973	4,995,961	46,290	120,176,770	41,846	87,582,770	17,546	91,538,676	15	14,459	------	------	16
367,738	258,708,214	526,267	353,180,395	714,317	634,902,354	5,599	24,387,465	2,945	19,783,892	------	------	------	------	17
186,109	201,449,832	92,532	73,652,943	12,603	22,474,586	40,790	108,083,361	15,610	65,862,798	7,959	41,101,561	476	483,061	18
21,054	57,592,363	2,956	4,373,564	10,915	13,317,789	5,038	13,994,228	65,062	266,799,881	685	926,247	274	544,707	19
18,587	37,157,061	7,714	8,528,908	8,872	13,238,701	4,520	11,416,248	8,878	64,585,505	385	572,863	138	206,927	20
13,957	7,633,658	10,425	4,144,528	9,852	3,828,650	10,024	5,070,324	18,344	10,148,818	4,715	1,467,121	2,405	683,348	21
11,755	4,758,623	15,472	7,856,656	11,018	6,128,811	11,265	13,579,237	3,137	2,985,741	431	133,309	129	29,597	22
1,281	403,241	457	306,282	6,797	4,725,177	12,143	9,069,635	3,039	4,553,137	------	------	------	------	23
8,980	2,982,133	2,120	477,125	5,544	1,322,242	3,326	1,341,793	12,555	4,444,657	1,262	267,687	870	187,398	24
75,582	6,452,209	78,266	7,851,060	30,344	3,064,295	5,522	508,118	4,317	348,466	2,257	195,592	917	79,880	25
39,145	8,616,008	27,244	7,067,048	16,317	4,481,074	10,958	3,990,428	14,873	7,659,632	4,783	812,404	1,820	351,920	26
362,765	92,242,009	400,137	104,591,818	413,942	219,258,496	145,201	246,587,907	105,265	124,247,719	21,964	8,257,084	7,788	4,067,937	27
90,898	18,356,184	98,821	20,536,139	80,400	18,530,924	28,125	11,927,940	16,648	6,308,123	5,918	1,342,786	1,589	423,582	28
3,445	933,689	2,521	659,171	24,780	10,504,888	24,602	9,926,618	10,644	6,210,416	3	420	------	------	29
83,235	6,786,918	122,968	9,806,306	218,852	28,443,164	1,191	565,080	624	433,929	------	------	------	------	30
45,125	4,842,460	47,137	9,000,129	4,221	758,915	21,123	9,451,980	5,274	2,119,346	4,508	1,005,808	89	23,118	31
4,170	1,158,687	1,219	186,894	2,948	498,499	1,730	545,186	10,237	2,851,578	251	49,352	95	50,578	32
5,095	930,682	1,804	251,075	2,167	270,086	1,053	275,951	1,007	399,772	180	33,988	33	4,405	33
15,517	6,265,185	12,836	4,570,140	12,539	4,582,328	13,018	5,765,376	29,843	15,498,284	5,466	1,738,964	3,480	1,721,180	34
17,394	27,430,890	24,182	35,842,924	15,081	26,581,133	14,875	50,301,701	5,064	12,437,758	686	1,250,069	275	505,077	35
2,457	8,086,962	927	2,833,146	16,656	107,352,982	27,534	143,769,926	8,012	65,487,578	------	------	------	------	36
6,532	947,912	2,185	285,842	4,943	726,923	2,282	492,515	7,701	1,571,175	994	257,796	514	121,042	37
60,828	4,096,848	64,666	4,097,790	20,549	1,255,748	3,096	232,206	2,776	189,667	1,397	105,225	623	55,843	38
28,069	12,405,592	20,871	16,522,262	10,806	19,752,906	6,572	13,333,428	7,435	10,740,093	2,561	2,472,676	1,090	1,163,112	39
685,418	163,937,784	633,097	96,895,229	621,984	159,884,675	166,000	122,122,737	158,574	235,651,135	28,251	20,441,571	11,566	15,004,147	40
117,511	32,965,784	115,445	24,577,986	94,383	26,055,643	31,354	16,538,141	19,949	11,587,581	7,102	3,670,838	2,059	1,138,461	41
4,966	1,785,399	3,882	467,391	32,681	10,143,110	28,871	8,147,759	12,722	4,851,306	4	134	------	------	42
210,820	12,822,225	252,183	13,685,497	370,491	43,475,075	2,255	802,242	1,095	596,700	------	------	------	------	43
115,011	10,131,766	68,808	9,182,472	7,893	1,084,902	26,491	9,901,535	7,478	3,503,571	4,878	1,351,210	141	49,950	44
9,655	2,043,533	2,074	281,757	5,479	729,468	3,004	922,499	22,388	6,963,429	381	163,261	142	57,540	45
10,387	1,802,146	3,711	380,727	4,335	518,439	1,729	403,115	1,688	683,364	249	88,810	66	30,882	46
19,642	59,408,220	16,476	27,648,166	17,168	41,579,189	16,010	27,607,735	36,051	111,576,688	6,594	10,118,531	4,332	8,960,978	47
15,993	5,073,640	21,653	5,646,750	13,079	4,084,484	13,064	8,105,219	4,194	3,055,428	540	291,686	205	111,306	48
2,149	750,851	648	169,753	12,960	17,300,903	23,169	36,830,230	6,206	11,368,825	------	------	------	------	49
14,787	20,456,075	4,091	3,636,540	9,500	9,095,815	5,932	10,031,643	27,150	75,743,445	2,073	3,522,296	1,622	3,785,463	50
111,299	8,773,636	111,023	7,295,712	35,866	2,365,433	4,806	379,978	5,382	520,499	2,450	294,620	1,135	149,576	51
53,198	7,924,509	33,103	3,922,478	18,129	3,452,214	9,315	2,452,641	14,271	5,200,299	3,980	940,185	1,864	719,991	52
110,950	22,872,464	87,353	13,870,631	81,650	8,806,112	8,151	2,033,223	16,690	5,126,432	10,429	4,335,837	3,545	1,784,525	53
30,685	5,716,406	24,816	3,646,576	19,746	2,230,006	1,949	360,910	4,111	987,192	3,503	1,113,539	925	304,850	54
590	88,819	397	40,159	1,161	96,585	690	88,853	767	132,842	1	30	------	------	55
24,812	2,451,576	29,197	2,598,130	42,240	3,081,093	130	20,499	6	4,898	------	------	------	------	56
15,981	1,781,873	5,989	482,808	816	145,880	881	105,714	548	107,616	1,900	582,304	81	15,693	57
1,260	271,605	257	30,095	839	78,306	42	5,945	1,696	336,588	204	62,989	57	26,805	58
1,072	141,744	406	35,417	480	39,650	49	5,514	73	9,817	50	10,419	13	3,911	59
2,395	450,896	1,458	169,332	1,351	118,730	456	55,867	2,985	477,852	1,726	397,777	1,049	281,210	60
3,068	581,482	2,980	446,047	2,211	215,646	392	51,328	580	117,446	181	47,296	57	11,785	61
560	178,479	193	41,508	2,591	403,800	1,654	266,388	1,140	359,203	------	------	------	------	62
1,325	146,772	289	22,143	582	40,741	54	12,807	955	146,265	295	70,590	188	41,973	63
17,603	1,061,944	14,689	770,610	6,253	300,700	493	30,391	826	56,907	606	66,619	276	30,193	64
11,599	10,000,868	6,682	5,587,806	3,380	2,054,975	1,361	1,029,007	3,003	2,389,806	1,963	1,984,274	899	1,068,105	65
950,590	228,017,058	942,455	207,451,359	916,061	188,029,625	203,773	46,977,315	204,271	41,402,461	36,434	11,266,312	14,169	4,530,026	66
124,305	39,109,693	121,647	34,778,133	100,623	27,358,172	33,742	8,892,623	21,185	5,674,813	7,509	2,519,810	2,220	820,339	67
6,292	1,835,270	5,712	1,232,015	38,099	9,227,261	35,611	7,805,468	15,273	4,009,686	11	1,838	------	------	68
342,845	61,790,548	476,546	83,176,975	615,033	113,388,856	4,178	917,017	1,798	315,732	------	------	------	------	69
175,416	38,685,148	85,358	19,769,671	11,133	2,315,340	35,158	7,619,145	11,568	2,172,569	7,397	2,789,177	385	76,673	70
14,214	3,418,198	2,770	683,307	10,291	2,186,820	4,359	885,454	44,346	6,548,390	624	163,888	259	69,569	71
15,627	3,514,723	7,360	1,397,224	7,688	1,462,708	3,808	691,983	6,330	990,630	363	94,970	131	32,754	72
19,387	6,909,321	16,235	4,471,821	16,757	4,276,936	15,775	3,632,174	35,019	8,156,803	6,548	2,040,147	4,315	1,493,718	73
17,233	5,891,446	23,513	6,968,580	14,680	3,821,267	14,265	3,547,288	4,731	1,153,473	660	190,968	271	84,058	74
2,316	888,741	792	232,379	13,696	3,599,892	25,111	7,073,162	6,840	1,997,810	------	------	------	------	75
14,551	4,051,734	4,012	885,594	9,320	2,057,843	5,732	1,095,368	25,274	4,325,225	2,046	563,551	1,613	439,988	76
141,547	43,068,711	147,611	41,756,256	52,041	12,808,289	10,437	2,144,022	9,311	2,150,039	4,049	1,243,201	1,818	629,185	77
76,857	18,853,525	50,899	12,099,404	26,700	5,526,241	15,597	2,673,611	22,596	3,907,291	7,227	1,658,762	3,157	883,742	78
16,767	3,583,465	13,305	1,912,257	12,100	1,809,793	5,300	2,668,943	5,676	2,456,635	3,696	1,372,076	1,853	1,323,384	79
3,997	637,703	2,939	348,783	2,438	290,490	1,006	175,001	928	178,961	1,024	232,033	364	127,428	80
98	14,925	81	12,389	495	62,419	911	130,364	387	63,516	------	------	------	------	81
2,936	398,341	4,418	483,630	5,742	684,163	45	8,991	12	4,177	------	------	------	------	82
1,689	277,417	994	111,585	91	14,621	540	92,165	202	42,550	385	75,927	29	5,222	83
283	49,840	46	6,513	133	24,967	94	17,120	846	235,780	49	11,148	24	6,370	84
229	48,719	90	15,552	87	12,171	36	6,826	66	17,240	44	9,433	10	2,330	85
561	140,578	322	57,625	262	47,723	381	71,336	876	215,803	679	182,986	481	157,345	86
721	127,571	490	67,331	344	46,513	348	57,604	161	35,258	81	18,622	27	6,525	87
146	21,243	24	4,233	432	83,723	891	265,855	284	74,157	------	------	------	------	88
332	67,376	74	10,435	190	30,782	110	25,551	536	142,673	199	56,001	177	64,491	89
3,115	418,942	2,334	248,967	928	94,398	164	20,370	306	49,624	379	89,907	203	60,612	90
2,660	1,380,810	1,493	545,164	958	417,823	774	1,797,760	1,072	1,396,896	856	696,019	538	893,061	91

STATE TABLE III.—VALUE OF FARM PRODUCTS SOLD, TRADED, OR USED BY OPERATOR'S FAMILY; AND

[See note, p. 24,

	CLASS OF PRODUCT AND TYPE OF FARM (See definitions in Introduction)	NEW ENGLAND DIVISION—Continued								MIDDLE ATLANTIC DIVISION	
		VERMONT		MASSACHUSETTS		RHODE ISLAND		CONNECTICUT		NEW YORK	
		Farms reporting	Value	Farms reporting	Value	Farms reporting	Value	Farms reporting	Value	Farms reporting	Value
	All products (sold, traded, or used by operator's family):	*Number*	*Dollars*	*Number*	*Dollars*	*Number*	*Dollars*	*Number*	*Dollars*	*Number*	*Dollars*
1	All types	24,511	55,872,782	24,563	75,198,858	3,163	9,910,534	18,585	53,008,612	153,558	384,192,409
2	General	2,630	4,436,097	2,696	4,960,127	383	618,922	1,669	2,776,684	27,108	46,500,303
3	Cash-grain			16	64,399					449	492,869
4	Cotton										
5	Crop-specialty	851	1,129,163	1,232	5,464,787	35	127,431	1,579	12,723,203	9,131	21,179,635
6	Fruit	132	719,527	1,185	5,236,014	79	327,802	317	1,272,429	8,454	24,091,350
7	Truck	106	189,128	1,798	6,662,282	174	458,285	615	2,019,845	5,933	18,492,827
8	Dairy	14,425	41,934,968	7,782	32,949,668	1,183	6,133,126	5,504	23,274,810	68,106	223,482,943
9	Animal-specialty	499	1,389,762	356	1,385,537	48	125,815	226	558,266	958	3,319,545
10	Stock-ranch										
11	Poultry	450	991,804	3,366	10,183,312	463	1,001,474	2,028	5,841,175	9,463	25,224,705
12	Self-sufficing	1,460	639,343	1,765	910,913	340	159,099	1,681	819,371	7,226	3,241,617
13	Abnormal	3,997	4,443,050	4,372	7,381,819	458	993,580	2,966	3,722,829	16,730	18,166,615
	Crops (incl. plants, flowers, etc.), sold or traded:										
14	All types	15,044	5,365,219	15,668	20,642,537	1,700	1,475,787	8,727	17,080,917	117,001	89,670,640
15	General	2,148	813,279	2,291	1,782,535	317	207,681	1,220	781,540	24,644	16,008,225
16	Cash-grain			16	43,960					447	363,497
17	Cotton										
18	Crop-specialty	851	758,428	1,230	4,792,494	35	102,676	1,485	11,516,001	9,121	16,126,047
19	Fruit	132	640,497	1,183	4,623,605	79	280,342	314	1,028,920	8,427	18,587,831
20	Truck	106	146,270	1,795	5,677,514	173	369,245	613	1,703,917	5,922	15,828,609
21	Dairy	8,472	2,452,343	4,199	1,958,431	589	330,165	2,432	1,258,169	47,828	17,240,592
22	Animal-specialty	265	66,434	186	101,563	22	5,160	93	33,005	710	422,374
23	Stock-ranch										
24	Poultry	234	43,260	1,642	455,419	184	42,562	813	216,858	5,891	1,934,335
25	Self-sufficing	723	57,455	866	91,233	122	12,430	617	59,043	4,126	368,695
26	Abnormal	2,113	387,248	2,260	1,115,753	179	125,526	1,140	483,464	9,885	2,790,435
	Livestock, sold or traded:										
27	All types	17,187	8,515,256	11,255	7,762,871	1,684	1,045,841	8,648	3,815,572	107,023	43,371,244
28	General	2,100	636,530	1,577	532,385	247	59,686	1,095	304,619	22,001	6,380,307
29	Cash-grain			6	2,977					130	23,739
30	Cotton										
31	Crop-specialty	187	42,674	371	84,003	11	2,186	476	122,535	3,856	777,455
32	Fruit	38	13,077	239	107,502	22	3,164	88	47,038	4,015	891,698
33	Truck	23	3,592	372	174,955	33	4,341	135	18,246	1,929	354,730
34	Dairy	12,476	4,884,935	5,758	3,043,005	926	563,271	4,415	1,691,863	60,998	24,743,944
35	Animal-specialty	457	874,430	353	954,716	47	81,877	224	362,074	947	2,167,511
36	Stock-ranch										
37	Poultry	197	41,675	878	365,167	173	39,928	688	138,475	4,734	1,064,183
38	Self-sufficing	502	36,523	536	46,933	89	6,338	588	48,524	2,718	187,983
39	Abnormal	1,213	1,981,820	1,165	2,451,228	136	285,950	939	1,082,198	5,695	6,779,694
	Livestock products, sold or traded:										
40	All types	21,266	32,002,077	18,607	38,502,939	2,564	6,295,732	12,735	26,183,171	132,827	202,873,291
41	General	2,528	1,545,130	2,259	1,571,039	340	209,772	1,448	1,030,610	25,712	14,479,109
42	Cash-grain			11	9,363					198	42,704
43	Cotton										
44	Crop-specialty	310	158,117	521	289,257	13	13,006	692	639,801	5,236	2,231,559
45	Fruit	71	28,789	457	241,277	36	20,461	141	98,808	5,744	2,595,144
46	Truck	53	14,363	669	358,185	55	35,123	248	109,338	2,985	956,673
47	Dairy	14,425	28,385,484	7,780	25,076,330	1,183	4,869,233	5,504	18,213,689	67,938	157,967,994
48	Animal-specialty	391	284,343	213	217,725	34	23,436	153	89,555	827	464,708
49	Stock-ranch										
50	Poultry	450	789,713	3,366	8,502,672	463	793,832	2,028	4,872,711	9,463	19,814,714
51	Self-sufficing	882	115,527	1,001	138,585	180	27,495	991	134,571	4,903	522,940
52	Abnormal	2,156	680,611	2,330	2,098,506	260	303,374	1,530	994,088	9,821	3,797,746
	Forest products sold:										
53	All types	7,770	2,531,177	3,743	1,344,985	458	152,382	2,091	583,885	36,564	6,629,674
54	General	1,406	508,125	721	223,250	102	20,983	410	105,733	8,331	1,543,968
55	Cash-grain			5	1,889					57	5,458
56	Cotton										
57	Crop-specialty	167	41,949	98	21,235	5	1,160	86	20,235	1,480	182,979
58	Fruit	17	2,454	150	43,129	12	4,011	32	8,087	821	122,969
59	Truck	7	1,571	149	27,372	3	725	47	7,922	381	50,215
60	Dairy	5,124	1,263,026	1,413	362,830	157	40,011	873	177,876	20,629	3,136,652
61	Animal-specialty	137	34,008	56	12,557	6	920	36	7,190	218	33,054
62	Stock-ranch										
63	Poultry	42	6,748	237	54,509	51	9,010	166	32,669	1,157	138,019
64	Self-sufficing	198	16,891	237	24,705	49	4,594	172	17,958	1,025	82,311
65	Abnormal	672	656,405	677	573,509	73	70,968	269	206,215	2,465	1,334,049
	Farm products used by operator's family:										
66	All types	23,560	7,459,053	23,361	6,945,528	3,117	940,792	16,125	5,345,067	148,359	41,647,560
67	General	2,625	933,033	2,531	850,918	376	120,800	1,666	554,182	26,876	8,088,694
68	Cash-grain			16	6,180					306	57,471
69	Cotton										
70	Crop-specialty	636	127,995	1,068	277,798	31	8,403	1,433	424,631	7,596	1,861,595
71	Fruit	122	34,710	917	220,501	77	19,824	295	89,576	7,886	1,893,708
72	Truck	100	23,332	1,684	424,256	171	48,851	590	180,422	5,340	1,302,600
73	Dairy	14,382	4,949,115	7,703	2,509,072	1,172	380,446	5,425	1,933,213	67,735	20,393,761
74	Animal-specialty	451	130,547	333	98,976	45	14,422	215	66,442	918	231,898
75	Stock-ranch										
76	Poultry	447	110,408	3,311	805,545	462	117,042	1,997	580,462	9,272	2,273,454
77	Self-sufficing	1,460	412,947	1,765	609,457	340	108,242	1,681	559,275	7,226	2,079,688
78	Abnormal	3,637	736,966	4,033	1,142,823	443	122,762	2,823	956,864	15,204	3,464,691
	RECEIPTS FROM BOARDERS, LODGERS, ETC.										
79	All types	2,451	936,292	1,798	904,835	133	70,618	1,269	979,009	10,765	10,298,131
80	General	367	104,544	258	87,151	29	11,966	171	60,186	2,020	546,922
81	Cash-grain			2	275					12	2,120
82	Cotton										
83	Crop-specialty	34	7,858	37	14,882	4	2,300	58	27,899	264	65,053
84	Fruit	13	5,100	51	12,072	6	2,937	12	5,336	415	115,150
85	Truck	9	2,147	58	17,931	1	520	23	9,760	188	52,369
86	Dairy	1,357	365,359	562	211,625	38	15,523	399	146,356	4,152	1,229,157
87	Animal-specialty	48	13,248	23	6,899	5	1,201	17	7,274	40	9,029
88	Stock-ranch										
89	Poultry	45	10,108	204	70,173	17	4,369	141	51,703	793	337,001
90	Self-sufficing	127	24,623	176	56,684	11	4,572	132	29,115	514	116,138
91	Abnormal	451	403,305	425	427,143	22	27,230	316	641,380	2,367	7,825,192

RECEIPTS FROM BOARDERS, ETC.; 1929, BY TYPE OF FARM, BY DIVISIONS AND STATES—Continued
beginning of this table]

Middle Atlantic Division—Continued				East North Central Division										
New Jersey		Pennsylvania		Ohio		Indiana		Illinois		Michigan		Wisconsin		
Farms reporting	Value	Farms reporting	Value	Farms reporting	Value	Farms reporting	Value	Farms reporting	Value	Farms reporting	Value	Farms reporting	Value	
Number	*Dollars*	*Number*	*Dollars*	*Number*	*Dollars*	*Number*	*Dollars*	*Number*	*Dollars*	*Number*	*Dollars*	*Number*	*Dollars*	
23,856	90,018,290	166,234	323,551,741	208,933	367,809,503	173,150	306,670,931	206,633	509,866,193	161,622	266,154,913	177,268	400,103,972	1
2,868	7,812,917	50,959	90,748,249	79,540	126,401,444	62,775	91,220,467	55,697	85,004,471	55,932	87,688,316	21,977	38,348,105	2
107	196,015	3,057	4,641,882	13,512	26,833,006	15,958	34,469,942	52,475	168,991,875	2,005	2,458,883	465	477,788	3
								75	69,962					4
1,248	6,846,926	7,975	22,489,073	6,778	10,763,603	3,946	5,866,572	2,178	3,734,580	16,620	28,568,653	7,269	15,955,663	5
1,353	5,868,223	2,182	8,141,378	2,719	5,540,061	990	2,769,838	2,224	7,268,764	6,127	14,640,561	480	1,958,577	6
5,436	19,913,732	2,206	5,570,676	3,880	9,151,768	3,050	4,990,191	3,017	7,432,395	3,562	7,636,814	1,196	2,738,771	7
4,769	29,399,970	45,380	127,743,850	29,776	66,692,244	17,303	34,714,701	22,263	62,695,986	40,679	77,918,820	125,301	306,582,067	8
108	388,241	3,103	10,607,900	26,993	81,534,720	34,318	104,602,070	36,153	145,345,188	7,161	21,299,346	4,927	18,263,036	9
		30	86,454	16	43,066	3	4,724	3	31,721	15	260,242	5	76,170	10
4,878	14,978,746	11,982	25,409,236	10,839	17,082,348	8,080	10,479,048	9,801	10,824,999	6,127	10,996,969	1,947	3,341,602	11
1,023	492,653	16,073	8,144,245	14,476	5,932,039	11,331	4,442,494	12,270	5,222,978	8,949	4,018,689	5,371	2,328,305	12
2,066	4,120,867	23,287	19,968,798	20,404	17,835,204	15,396	13,110,884	10,477	13,243,274	14,445	10,667,620	8,330	10,033,858	13
16,931	35,885,126	135,640	80,807,545	160,202	91,672,932	125,771	72,775,640	157,383	173,449,830	138,500	80,811,326	122,937	47,321,118	14
2,653	4,068,045	48,091	27,295,278	69,356	32,362,036	51,633	21,392,436	44,707	20,851,960	52,497	25,523,723	19,053	8,370,686	15
107	146,830	3,049	2,808,447	13,488	16,801,240	15,930	21,821,006	52,315	112,949,159	1,998	1,605,185	465	339,034	16
								74	54,739					17
1,245	5,648,285	7,961	15,541,809	6,769	7,066,369	3,944	3,960,197	2,175	2,536,570	16,601	17,689,790	7,264	9,690,500	18
1,348	5,380,747	2,168	6,750,882	2,622	4,329,024	972	2,254,078	2,193	5,880,440	6,098	11,549,674	480	1,680,053	19
5,434	17,072,301	2,203	4,535,205	3,877	7,668,463	3,043	3,856,351	3,015	6,412,070	3,556	6,496,976	1,195	2,149,093	20
2,934	2,170,610	38,505	15,657,636	21,476	7,394,490	10,861	3,609,301	13,926	5,238,613	33,260	11,256,153	83,167	22,539,726	21
53	19,369	2,422	1,734,186	21,443	11,982,816	25,138	13,505,649	25,249	16,650,993	5,806	3,063,668	2,725	866,159	22
		7	1,031	5	2,575			1	412	5	5,456			23
1,777	722,538	8,339	2,578,074	5,950	1,390,980	3,968	746,349	4,858	790,623	4,206	1,048,058	1,089	187,563	24
456	62,486	9,998	950,712	6,036	482,684	4,151	326,354	4,541	327,921	5,458	516,421	2,845	258,625	25
924	593,915	12,897	2,954,195	9,180	2,192,255	6,131	1,303,919	4,309	1,756,330	9,015	2,056,222	4,654	1,239,679	26
9,534	5,942,883	112,455	42,080,825	161,837	99,908,539	140,653	103,690,805	174,913	167,022,897	120,100	47,719,714	156,738	81,234,933	27
1,557	535,614	41,719	12,117,313	72,802	28,582,498	58,226	22,855,797	52,336	20,934,567	49,357	16,479,355	19,417	8,052,954	28
30	5,060	1,380	251,241	8,885	3,280,114	10,832	4,924,799	43,869	22,897,321	870	224,086	143	31,516	29
								24	2,604					30
540	154,180	3,885	1,359,922	3,791	874,652	2,009	440,938	1,286	391,607	10,441	2,476,145	4,423	1,111,289	31
161	33,559	857	210,594	1,041	194,330	439	127,399	1,289	404,804	2,744	521,581	167	68,193	32
1,304	216,911	601	86,540	1,117	215,704	1,179	241,537	822	213,113	996	148,835	398	103,424	33
4,021	2,375,045	40,613	14,569,029	26,378	9,568,568	15,780	6,593,577	20,754	11,672,345	36,621	11,349,514	121,046	55,210,895	34
108	288,701	3,013	5,801,392	26,843	47,654,570	34,265	65,599,337	36,128	101,557,371	7,120	12,450,612	4,927	11,495,533	35
		27	60,204	15	23,305	3	4,200	3	20,455	15	230,818	5	71,469	36
1,091	287,046	6,091	1,151,125	6,540	1,368,552	5,289	1,112,198	6,898	1,132,350	3,342	645,730	1,042	189,101	37
243	16,646	6,517	392,414	6,213	411,422	5,150	354,807	6,505	476,595	3,391	230,752	1,948	105,958	38
479	2,030,121	7,752	6,081,051	8,212	7,734,824	7,481	6,436,216	4,999	7,310,765	5,203	2,962,286	3,222	4,794,511	39
18,152	41,381,382	149,373	145,812,248	190,711	120,273,618	159,473	81,632,345	193,020	113,070,944	143,093	95,416,121	163,639	212,482,047	40
2,428	2,240,503	49,761	32,242,337	78,454	41,049,491	61,907	28,903,932	55,050	26,455,970	54,558	28,494,632	21,358	13,522,970	41
55	18,360	2,112	895,896	10,788	3,921,398	12,788	4,302,205	47,886	18,965,000	1,229	322,473	205	44,172	42
								40	2,569					43
360	678,451	5,712	3,355,508	5,164	1,453,212	2,907	747,494	1,592	412,238	12,807	4,790,753	5,282	3,290,825	44
504	168,145	1,509	606,128	1,770	465,796	709	182,426	1,751	452,534	4,291	1,238,301	264	102,124	45
2,894	1,188,840	1,296	383,270	2,039	492,955	1,895	373,432	1,549	281,882	1,609	394,835	639	241,620	46
4,767	23,175,047	45,362	82,239,962	29,774	41,728,614	17,303	20,344,318	22,263	39,681,156	40,679	44,809,878	125,301	186,225,405	47
78	47,350	2,874	2,056,360	26,061	14,514,768	33,047	16,396,508	34,789	16,762,951	6,712	3,855,673	4,713	4,248,642	48
		26	15,602	16	13,426	1	224	3	1,354	12	20,812	3	3,328	49
4,878	12,879,976	11,982	18,576,738	10,839	11,981,304	8,080	7,001,902	9,801	6,894,337	6,127	8,120,114	1,947	2,538,214	50
566	76,938	12,544	1,461,951	11,418	1,236,210	9,206	957,302	10,334	1,135,265	6,217	707,108	3,833	435,980	51
1,122	907,772	16,195	3,978,556	14,388	3,416,444	11,630	2,422,602	7,962	2,025,638	8,852	2,661,542	5,144	1,828,758	52
1,180	264,699	21,473	4,765,243	18,359	2,978,913	14,189	2,029,944	18,257	1,712,935	24,512	3,159,688	47,022	5,028,167	53
273	44,556	8,360	1,579,878	9,507	1,364,434	7,378	994,980	7,072	696,326	11,977	1,461,651	7,935	1,034,174	54
3	1,412	143	14,537	552	49,835	689	76,911	1,633	194,943	157	12,820	68	6,568	55
								4	300					56
44	12,279	563	80,711	705	54,008	203	16,427	126	9,921	1,957	171,686	1,399	131,772	57
32	5,093	163	26,241	124	17,065	79	10,453	274	21,256	486	63,857	70	7,998	58
198	36,686	89	11,112	95	13,263	128	10,359	57	5,821	98	9,263	60	4,336	59
333	59,479	7,785	1,021,612	2,587	334,831	1,065	98,383	1,381	111,531	6,011	552,782	33,846	3,022,684	60
9	1,740	448	58,595	2,494	305,037	2,542	354,946	3,623	342,193	1,257	147,493	1,340	116,786	61
		6	1,215							6	730	1	123	62
145	21,576	720	84,461	507	43,907	505	38,261	628	30,501	328	27,933	216	17,465	63
50	3,010	1,223	82,715	787	45,794	775	36,920	1,005	41,712	984	61,986	795	50,766	64
93	78,868	1,973	1,804,166	1,001	750,739	825	392,304	454	258,431	1,251	649,487	1,292	635,495	65
23,021	6,544,200	162,593	50,085,880	203,268	52,975,501	168,103	41,542,197	201,850	54,609,587	156,891	39,043,064	174,838	54,037,797	66
2,813	924,199	50,728	17,513,443	79,219	23,042,985	62,495	17,073,322	55,522	16,065,648	55,645	15,728,955	21,848	7,367,321	67
96	24,353	2,608	671,761	11,910	2,780,419	14,083	3,345,021	50,118	13,985,452	1,636	294,319	319	56,498	68
								62	9,750					69
1,183	353,731	6,885	2,151,123	5,973	1,315,362	3,454	701,516	1,858	384,244	15,243	3,440,279	6,389	1,731,307	70
1,237	280,679	2,007	547,533	2,483	533,846	906	195,482	2,045	509,680	5,752	1,267,148	417	100,209	71
5,162	1,398,994	2,074	554,459	3,530	761,383	2,652	508,512	2,757	519,509	3,050	586,905	1,112	240,298	72
4,720	1,619,789	45,192	14,255,611	29,608	7,665,741	17,166	4,069,122	22,133	5,992,341	40,561	9,950,493	125,112	39,583,357	73
105	31,081	3,025	957,427	26,430	7,077,529	33,703	8,745,630	35,653	10,031,680	6,981	1,781,900	4,860	1,535,916	74
		27	8,402	15	3,760	1	300	2	500	10	2,426	4	1,250	75
4,735	1,067,610	11,795	3,018,833	10,667	2,297,605	7,930	1,580,338	9,671	1,977,188	6,050	1,155,134	1,915	409,169	76
1,023	333,573	16,073	5,256,453	14,476	3,755,929	11,331	2,767,111	12,270	3,241,485	8,949	2,502,422	5,371	1,476,967	77
1,947	510,191	22,179	5,150,830	18,957	3,740,942	14,382	2,555,843	9,759	1,892,110	13,014	2,338,083	7,491	1,535,415	78
960	490,070	7,193	2,278,348	3,610	868,567	2,177	457,194	3,254	546,366	5,415	1,292,265	5,322	1,357,559	79
153	43,814	2,316	473,707	1,328	238,829	827	129,987	940	134,762	1,989	336,727	850	139,528	80
3	200	54	11,321	113	20,492	166	20,630	773	102,861	18	3,446	4	325	81
														82
31	14,977	191	34,125	74	15,080	32	4,807	26	3,512	329	58,287	180	41,726	83
20	6,489	78	21,447	49	14,112	15	6,149	27	2,920	208	46,253	20	7,215	84
104	36,124	75	19,087	69	17,226	23	6,806	40	11,008	60	11,118	38	7,765	85
224	79,901	1,989	430,601	691	158,048	257	47,259	359	69,551	1,396	265,483	3,418	543,477	86
6	3,365	115	22,654	296	47,373	294	42,764	596	83,816	192	35,163	148	19,888	87
		2	185	1	180									88
198	79,619	474	126,191	189	36,608	106	22,553	141	21,081	195	40,893	73	11,047	89
54	14,189	676	120,090	231	34,656	129	18,115	122	14,623	299	44,625	153	23,201	90
167	211,392	1,223	1,018,850	569	285,963	328	158,124	230	99,232	729	450,270	438	563,387	91

STATE TABLE III.—VALUE OF FARM PRODUCTS SOLD, TRADED, OR USED BY OPERATOR'S FAMILY; AND

[See note, p. 24,

	CLASS OF PRODUCT AND TYPE OF FARM (See definitions in Introduction)	WEST NORTH CENTRAL DIVISION									
		MINNESOTA		IOWA		MISSOURI		NORTH DAKOTA		SOUTH DAKOTA	
		Farms reporting	Value	Farms reporting	Value	Farms reporting	Value	Farms reporting	Value	Farms reporting	Value
		Number	*Dollars*	*Number*	*Dollars*	*Number*	*Dollars*	*Number*	*Dollars*	*Number*	*Dollars*
	All products (sold, traded, or used by operator's family):										
1	All types	180,499	418,801,422	208,974	690,302,406	242,465	388,921,368	76,658	216,685,307	80,335	233,479,802
2	General	53,144	116,057,445	41,720	89,668,693	80,914	94,921,406	12,159	25,920,176	16,969	36,540,069
3	Cash-grain	16,108	42,826,228	34,133	109,641,154	13,750	20,512,208	54,857	161,816,114	25,868	68,475,615
4	Cotton					13,526	21,869,381				
5	Crop-specialty	6,320	15,088,524	526	1,538,122	1,991	3,344,831	1,100	4,730,247	1,261	3,397,719
6	Fruit	489	901,620	426	728,493	2,198	3,812,060			9	24,711
7	Truck	1,043	2,318,467	943	2,036,638	1,365	2,112,678	19	26,615	69	133,156
8	Dairy	65,401	149,063,996	12,603	34,610,301	14,286	28,062,396	2,190	5,150,610	2,435	5,914,677
9	Animal-specialty	21,576	78,232,473	101,898	425,364,409	56,695	168,255,369	3,547	12,911,034	23,734	92,011,612
10	Stock-ranch	4	11,139	3	11,537			954	4,412,243	5,818	22,219,005
11	Poultry	2,323	3,676,802	4,435	6,446,826	16,642	18,160,093	134	200,679	495	555,546
12	Self-sufficing	6,304	2,820,125	5,829	2,877,405	25,999	10,967,212	748	259,194	2,244	563,964
13	Abnormal	7,787	7,804,603	6,458	17,378,828	15,099	16,903,644	950	1,258,395	1,433	3,643,728
	Crops (incl. plants, flowers, etc.), sold or traded:										
14	All types	139,983	89,532,969	136,673	125,955,022	149,972	67,723,303	73,268	127,051,415	67,428	71,931,385
15	General	46,861	27,578,434	31,144	19,783,872	56,585	15,338,116	11,348	8,626,207	15,416	10,536,281
16	Cash-grain	16,089	24,510,369	34,088	66,324,476	13,490	13,251,675	54,624	109,966,889	25,717	42,560,157
17	Cotton					13,511	18,888,181				
18	Crop-specialty	6,317	10,789,414	525	1,123,822	1,987	2,479,333	1,098	3,846,471	1,260	2,391,275
19	Fruit	489	675,953	425	543,810	2,162	2,740,370			9	19,972
20	Truck	1,040	1,871,251	937	1,666,849	1,361	1,683,649	19	22,040	69	111,889
21	Dairy	45,084	13,715,023	4,952	1,617,548	6,811	1,400,588	1,583	897,252	1,491	604,360
22	Animal-specialty	16,100	9,036,228	58,408	33,298,655	31,518	9,473,745	3,021	2,761,363	17,740	12,301,972
23	Stock-ranch							683	701,959	3,985	3,003,347
24	Poultry	1,195	237,415	1,608	293,286	7,016	789,151	67	22,022	203	42,765
25	Self-sufficing	2,829	236,904	1,927	210,443	9,768	588,913	299	28,608	835	66,062
26	Abnormal	3,979	881,978	2,659	1,092,261	5,763	1,089,582	526	178,604	703	293,305
	Livestock, sold or traded:										
27	All types	158,457	125,055,671	188,008	365,592,947	194,129	168,429,791	61,608	35,648,212	69,198	102,337,209
28	General	50,561	31,699,271	39,288	27,092,351	76,069	24,686,721	11,583	6,090,072	16,216	10,907,827
29	Cash-grain	12,446	7,439,526	27,041	20,904,359	7,635	2,566,371	42,148	17,597,041	19,249	12,172,164
30	Cotton					3,337	672,761				
31	Crop-specialty	3,335	965,034	264	180,132	918	321,923	711	274,324	652	423,586
32	Fruit	197	15,436	143	33,980	1,095	190,496			2	865
33	Truck	299	101,785	261	77,742	392	41,602	3	153	12	1,585
34	Dairy	63,100	35,138,383	11,386	9,949,960	12,879	5,177,742	1,968	919,211	2,134	1,362,072
35	Animal-specialty	21,563	45,695,285	101,830	292,905,261	56,590	121,115,900	3,540	7,094,540	23,706	59,863,924
36	Stock-ranch	4	7,610	3	10,400			944	2,883,486	5,699	14,702,798
37	Poultry	1,300	284,680	2,500	839,799	12,461	2,453,548	78	17,538	230	55,210
38	Self-sufficing	2,759	190,379	2,414	293,848	14,898	1,173,883	282	19,685	651	55,189
39	Abnormal	2,893	3,518,282	2,878	13,305,115	7,855	10,028,844	349	752,162	647	2,791,989
	Livestock products, sold or traded:										
40	All types	168,984	143,298,025	196,889	127,823,683	216,629	88,735,178	67,253	31,019,494	70,330	37,163,444
41	General	52,510	36,437,558	41,181	27,327,248	79,649	30,459,628	11,983	6,894,940	16,621	9,638,057
42	Cash-grain	13,409	6,392,493	29,282	12,352,593	9,351	2,115,636	46,860	18,266,542	20,407	7,786,720
43	Cotton					5,976	557,970				
44	Crop-specialty	4,103	1,856,922	343	120,123	1,207	204,083	855	304,368	796	327,585
45	Fruit	343	104,741	276	63,634	1,645	404,321			5	926
46	Truck	502	150,225	486	110,197	725	100,848	9	652	37	5,416
47	Dairy	65,401	77,896,314	12,602	18,913,129	14,285	17,779,716	2,190	2,724,496	2,435	3,297,266
48	Animal-specialty	21,111	15,953,387	99,039	62,510,024	54,057	21,405,180	3,395	1,954,015	22,882	12,494,170
49	Stock-ranch	4	2,450	2	637			830	523,145	5,149	2,884,292
50	Poultry	2,323	2,634,247	4,435	4,329,232	16,642	11,315,061	134	133,771	495	369,882
51	Self-sufficing	4,628	566,827	4,450	593,396	21,746	2,145,074	457	43,035	665	62,595
52	Abnormal	4,650	1,302,861	4,793	1,493,470	11,346	2,247,659	540	174,530	838	296,535
	Forest products sold:										
53	All types	29,519	3,134,297	9,490	1,448,434	41,702	3,934,752	1,825	208,395	1,525	206,925
54	General	8,752	1,015,605	2,499	402,570	19,139	1,723,766	650	71,465	324	40,072
55	Cash-grain	590	49,393	707	98,927	859	71,383	657	71,772	237	23,233
56	Cotton					467	26,147				
57	Crop-specialty	900	67,606	10	1,249	150	11,666	92	7,823	37	2,106
58	Fruit	20	1,449	17	2,215	289	23,411			2	280
59	Truck	46	3,560	18	3,282	87	6,908	1	27	5	405
60	Dairy	13,837	979,166	796	85,860	2,243	154,422	95	7,152	35	1,893
61	Animal-specialty	1,992	162,877	4,984	672,540	10,434	882,094	107	10,150	291	40,869
62	Stock-ranch	3	59					59	10,807	217	30,196
63	Poultry	239	17,430	111	7,909	1,956	101,218			5	278
64	Self-sufficing	1,300	73,134	150	7,598	4,064	180,142	65	3,731	286	14,137
65	Abnormal	1,840	764,018	198	166,284	2,014	753,595	99	25,468	86	53,456
	Farm products used by operator's family:										
66	All types	177,055	57,780,460	204,840	69,482,320	234,582	60,098,346	71,124	22,757,791	75,065	21,840,839
67	General	53,006	19,326,577	41,480	15,062,652	80,631	22,713,175	12,132	4,237,492	16,855	5,417,832
68	Cash-grain	14,638	4,434,447	32,052	9,960,799	11,409	2,507,233	49,886	15,913,870	22,090	5,933,341
69	Cotton					11,017	1,724,322				
70	Crop-specialty	5,557	1,409,548	434	112,796	1,576	327,826	940	297,261	989	253,167
71	Fruit	479	104,041	397	84,854	2,061	453,462			9	2,668
72	Truck	965	191,646	835	178,568	1,301	279,671	18	3,743	64	13,861
73	Dairy	65,271	21,335,110	12,492	4,043,804	14,181	3,549,928	2,173	602,499	2,403	649,086
74	Animal-specialty	21,440	7,384,696	100,927	35,977,929	55,574	15,378,450	3,476	1,090,966	23,315	7,310,677
75	Stock-ranch	4	1,020	1	500			902	292,846	5,513	1,598,372
76	Poultry	2,292	503,030	4,333	966,600	16,533	3,501,115	128	27,348	479	87,411
77	Self-sufficing	6,304	1,752,881	5,829	1,772,120	25,999	6,879,200	748	164,135	2,244	365,981
78	Abnormal	7,099	1,337,464	6,060	1,321,698	14,300	2,783,964	721	127,631	1,104	208,443
	RECEIPTS FROM BOARDERS, LODGERS, ETC.										
79	All types	5,069	1,123,179	3,635	595,617	5,261	797,552	2,202	299,047	1,777	245,084
80	General	1,560	230,639	870	115,933	2,054	237,328	483	69,043	388	46,183
81	Cash-grain	312	33,490	446	57,674	181	25,420	1,403	186,130	478	56,178
82	Cotton					82	9,617				
83	Crop-specialty	119	14,766	8	690	36	5,240	26	5,677	24	3,646
84	Fruit	7	1,351	7	1,218	33	3,928				
85	Truck	23	5,237	17	3,428	21	3,941				
86	Dairy	1,771	288,566	251	32,395	288	41,190	71	9,846	60	7,649
87	Animal-specialty	539	72,804	1,657	208,627	1,294	174,494	134	15,099	536	67,818
88	Stock-ranch							42	6,172	212	28,856
89	Poultry	63	9,348	86	12,835	328	42,102	5	501	8	1,722
90	Self-sufficing	206	25,956	96	12,368	460	47,294	16	2,015	20	2,408
91	Abnormal	469	441,022	197	150,449	484	206,998	22	4,564	51	30,624

RECEIPTS FROM BOARDERS, ETC.; 1929, BY TYPE OF FARM, BY DIVISIONS AND STATES—Continued
beginning of this table]

West North Central Division—Con.				South Atlantic Division										
Nebraska		Kansas		Delaware		Maryland		Dist. of Columbia		Virginia		West Virginia		
Farms reporting	Value	Farms reporting	Value	Farms reporting	Value	Farms reporting	Value	Farms reporting	Value	Farms reporting	Value	Farms reporting	Value	
Number	*Dollars*	*Number*	*Dollars*	*Number*	*Dollars*	*Number*	*Dollars*	*Number*	*Dollars*	*Number*	*Dollars*	*Number*	*Dollars*	
126, 122	437, 250, 132	160, 901	458, 530, 522	9, 220	21, 201, 969	41, 725	89, 828, 462	83	461, 716	163, 482	204, 653, 013	78, 521	81, 148, 649	1
22, 740	44, 766, 861	38, 077	56, 543, 509	2, 950	6, 258, 938	11, 201	22, 677, 556			34, 309	40, 821, 328	16, 696	18, 564, 067	2
43, 364	122, 750, 470	57, 789	184, 112, 178	415	932, 636	2, 125	5, 788, 223			1, 868	2, 632, 116	458	738, 770	3
		62	42, 472							3, 458	3, 416, 825			4
3, 228	13, 979, 814	1, 647	5, 271, 320	421	1, 241, 207	5, 489	10, 515, 824			35, 749	54, 179, 822	1, 445	1, 592, 807	5
198	336, 561	656	1, 858, 096	561	2, 282, 276	1, 137	3, 350, 691			2, 716	12, 064, 003	962	4, 943, 976	6
309	505, 557	570	1, 004, 023	867	1, 537, 468	3, 891	9, 682, 463	48	114, 789	2, 301	5, 918, 545	251	398, 257	7
2, 535	6, 994, 290	6, 638	15, 812, 576	666	2, 538, 426	5, 652	22, 650, 114			3, 357	15, 451, 115	2, 822	7, 854, 851	8
44, 433	201, 911, 853	34, 101	134, 149, 328	37	150, 697	577	2, 292, 586			6, 497	21, 546, 617	5, 116	10, 713, 491	9
2, 594	21, 404. 007	2, 559	32, 812, 634							418	2, 772, 947	1, 473	5, 451, 069	10
1, 426	1, 965, 159	6, 479	8, 208, 484	1, 997	5, 196, 905	2, 941	6, 271, 032	5	4, 350	4, 181	7, 235, 483	1, 685	2, 238, 897	11
2, 534	1, 213, 244	5, 582	2, 237, 626	676	442, 307	3, 747	1, 794, 979	3	915	44, 149	20, 533, 015	32, 622	18, 380, 504	12
2, 761	21, 422, 316	6, 741	16, 478, 276	630	621, 109	4, 965	4, 805, 084	27	341, 662	24, 479	18, 081, 197	14, 991	10, 276, 960	13
99, 989	128, 119, 269	125, 118	171, 902, 701	8, 301	8, 570, 997	35, 578	36, 722, 738	66	150, 143	116, 111	79, 202, 489	41, 724	11, 769, 714	14
19, 609	13, 418, 525	30, 811	13, 556, 517	2, 922	2, 565, 588	10, 807	9, 185, 805			30, 065	11, 735, 865	12, 887	3, 033, 413	15
43, 317	80, 559, 431	57, 538	134, 891, 913	414	551, 070	2, 122	3, 400, 162			1, 865	1, 571, 310	456	429, 757	16
		62	32, 720							3, 454	2, 557, 973			17
3, 223	11, 189, 466	1, 642	4, 187, 349	421	924, 851	5, 487	7, 802, 024			35, 719	40, 724, 358	1, 442	923, 567	18
196	267, 523	654	1, 484, 475	561	1, 908, 439	1, 136	2, 786, 014			2, 695	9, 980, 679	945	4, 265, 915	19
308	420, 305	569	840, 847	867	1, 013, 996	3, 887	7, 782, 323	48	100, 224	2, 296	4, 847, 403	251	268, 339	20
1, 232	585, 808	3, 236	1, 045, 639	595	486, 007	4, 983	3, 531, 209			2, 041	910, 039	1, 575	359, 068	21
28, 362	19, 704, 117	21, 316	12, 419, 254	30	25, 385	478	440, 216			4, 575	2, 369, 455	2, 666	542, 209	22
907	652, 618	1, 265	1, 673, 334							220	116, 282	633	116, 147	23
554	146, 078	2, 965	594, 345	1, 630	892, 453	1, 929	769, 058	2	215	2, 238	489, 792	814	122, 243	24
989	113, 281	2, 207	206, 960	482	81, 433	2, 218	247, 805			21, 385	2, 013, 205	14, 768	1, 162, 249	25
1, 292	1, 062, 117	2, 853	969, 348	379	121, 775	2, 531	778, 122	16	49, 704	9, 558	1, 886, 133	5, 287	546, 807	26
108, 814	221, 259, 942	128, 715	178, 082, 489	4, 176	944, 199	23, 761	3, 807, 417	16	13, 276	85, 224	32, 813, 678	50, 972	20, 388, 515	27
21, 343	12, 725, 803	34, 905	14, 042, 676	1, 965	364, 906	8, 484	2, 400, 632			27, 005	5, 985, 043	14, 721	3, 537, 154	28
33, 512	18, 785, 005	41, 135	19, 315, 053	211	38, 591	1, 517	495, 173			981	253, 506	261	82, 365	29
		11	804							796	49, 255			30
1, 684	1, 264, 036	914	435, 889	98	13, 227	2, 566	298, 366			10, 952	1, 039, 138	670	84, 548	31
67	16, 092	295	112, 345	167	23, 479	312	54, 521			1, 393	600, 396	468	134, 040	32
57	12, 317	143	19, 996	219	24, 524	1, 216	247, 476	8	865	1, 026	132, 334	99	12, 755	33
2, 039	1, 372, 869	5, 677	2, 652, 744	558	191, 453	5, 158	2, 064, 980			2, 909	1, 604, 358	2, 341	815, 051	34
44, 397	148, 686, 767	34, 045	97, 764, 541	36	82, 899	575	1, 336, 624			6, 456	14, 320, 553	5, 097	6, 851, 237	35
2, 579	19, 018, 144	2, 382	29, 575, 141							411	2, 303, 045	1, 466	4, 269, 030	36
664	184, 580	4, 043	885, 111	629	63, 630	1, 211	184, 772	1	150	2, 451	369, 638	1, 051	167, 794	37
1, 068	121, 730	2, 223	189, 375	180	10, 590	1, 361	75, 815			21, 039	1, 266, 352	18, 023	1, 634, 551	38
1, 404	19, 072, 599	2, 942	13, 088, 814	113	130, 900	1, 361	1, 640, 058	7	12, 261	9, 805	4, 890, 060	6, 775	2, 799, 390	39
112, 138	47, 767, 824	142, 673	67, 142, 462	8, 171	8, 302, 173	35, 276	30, 032, 556	35	267, 455	133, 915	37, 830, 994	65, 646	18, 191, 750	40
22, 177	10, 356, 966	37, 481	17, 501, 044	2, 868	2, 076, 035	10, 740	6, 589, 243			32, 971	9, 404, 389	16, 267	5, 110, 443	41
35, 597	11, 218, 549	47, 018	16, 436, 225	328	221, 136	1, 839	1, 089, 297			1, 354	282, 411	311	92, 330	42
		18	2, 205							1, 916	112, 118			43
2, 166	744, 579	1, 092	302, 495	330	151, 244	3, 900	783, 155			25, 371	2, 677, 836	1, 101	146, 489	44
106	20, 359	445	96, 980	434	187, 898	871	222, 263			2, 092	531, 210	710	189, 884	45
134	21, 342	244	35, 416	632	231, 509	2, 678	673, 693	10	795	1, 707	257, 007	167	32, 161	46
2, 535	4, 328, 293	6, 638	10, 488, 670	665	1, 583, 824	5, 652	14, 672, 076			3, 357	11, 536, 646	2, 821	5, 557, 292	47
42, 092	17, 937, 479	32, 244	14, 317, 387	33	26, 538	517	209, 994			6, 008	2, 133, 880	4, 752	1, 290, 846	48
2, 015	824, 726	1, 998	864, 024							368	138, 959	1, 343	410, 985	49
1, 426	1, 341, 410	6, 479	5, 403, 900	1, 995	3, 576, 264	2, 940	4, 545, 547	5	3, 160	4, 181	5, 039, 632	1, 685	1, 433, 990	50
1, 923	232, 853	4, 219	460, 822	505	74, 444	2, 792	295, 830	1	40	36, 631	3, 107, 125	26, 327	2, 767, 200	51
1, 967	741, 268	4, 797	1, 233, 204	381	173, 281	3, 347	911, 458	19	263, 460	17, 959	2, 609, 781	10, 162	1, 160, 130	52
1, 846	355, 627	4, 699	560, 234	581	123, 719	3, 942	981, 809	4	347	24, 754	5, 632, 837	11, 682	2, 620, 286	53
436	82, 215	1, 576	180, 308	285	52, 526	1, 552	335, 380			9, 082	1, 712, 688	4, 210	733, 487	54
484	86, 668	916	91, 041	20	2, 436	173	35, 374			206	29, 663	35	3, 962	55
										172	22, 293			56
22	1, 828	38	2, 812	19	4, 052	494	84, 382			3, 242	371, 565	96	7, 384	57
3	164	24	3, 665	20	3, 754	59	13, 273			334	79, 022	119	19, 841	58
4	343	4	370	27	6, 780	246	36, 855			225	31, 888	24	2, 578	59
28	3, 529	179	14, 322	43	5, 824	564	114, 060			501	104, 877	338	39, 857	60
761	154, 410	1, 535	191, 964	4	175	63	9, 492			1, 160	282, 716	977	142, 925	61
38	6, 034	131	22, 405							109	58, 123	330	77, 065	62
11	908	115	10, 133	88	15, 177	131	13, 843			555	57, 802	208	16, 045	63
24	984	76	2, 401	22	1, 704	270	17, 325			5, 649	365, 356	3, 570	227, 566	64
35	18, 544	105	40, 813	33	31, 291	390	321, 825	4	347	3, 519	2, 516, 844	1, 775	1, 349, 576	65
121, 150	39, 747, 470	152, 725	40, 842, 636	9, 110	3, 260, 881	41, 218	13, 233, 942	76	30, 495	160, 263	49, 173, 015	77, 854	28, 178, 384	66
22, 592	8, 183, 352	38, 040	11, 262, 964	2, 945	1, 199, 883	11, 191	4, 166, 496			34, 148	11, 983, 343	16, 657	6, 149, 570	67
39, 875	12, 100, 817	51, 557	13, 377, 946	399	119, 403	2, 050	768, 217			1, 707	495, 226	403	130, 356	68
		47	6, 653							3, 297	675, 186			69
2, 924	779, 905	1, 426	342, 775	403	147, 833	5, 350	1, 547, 897			34, 038	9, 366, 930	1, 394	430, 819	70
181	32, 423	624	160, 631	549	158, 706	1, 104	274, 530			2, 543	872, 696	901	333, 696	71
289	51, 250	537	107, 394	854	260, 659	3, 794	942, 116	46	12, 905	2, 227	649, 913	246	82, 424	72
2, 501	703, 791	6, 582	1, 611, 261	663	271, 318	5, 643	2, 267, 789			3, 302	1, 295, 195	2, 804	1, 083, 583	73
43, 833	15, 429, 080	33, 480	9, 456, 182	37	15, 700	564	206, 260			6, 349	2, 440, 013	5, 026	1, 886, 274	74
2, 488	902, 485	2, 262	677, 730							377	156, 538	1, 404	577, 842	75
1, 396	292, 183	6, 426	1, 314, 995	1, 980	649, 381	2, 918	757, 812	4	825	4, 148	1, 278, 619	1, 674	493, 825	76
2, 534	744, 396	5, 582	1, 378, 068	676	274, 136	3, 747	1, 158, 204	3	875	44, 149	13, 780, 977	32, 622	12, 588, 938	77
2, 537	527, 788	6, 162	1, 146, 097	604	163, 862	4, 857	1, 144, 621	23	15, 890	23, 978	6, 178, 379	14, 723	4, 421, 057	78
2, 519	400, 829	3, 437	489, 578	113	31, 151	1, 070	361, 444	1	180	3, 848	921, 389	3, 518	633, 193	79
513	63, 742	887	115, 754	45	10, 402	356	72, 364			1, 168	203, 872	940	140, 996	80
603	84, 749	1, 189	153, 042	3	650	34	5, 456			39	5, 647	10	1, 169	81
										39	5, 624			82
34	3, 646	22	3, 384			70	13, 363			373	60, 967	35	4, 109	83
5	680	8	615	3	435	15	2, 665			83	15, 788	38	5, 293	84
4	345	8	2, 248	6	1, 320	67	14, 587			29	5, 406	21	3, 042	85
60	10, 375	139	18, 785	8	2, 445	135	33, 001			123	33, 593	109	16, 918	86
1, 042	150, 931	765	93, 317	1	80	26	5, 539			232	50, 892	324	44, 980	87
132	23, 202	72	10, 578							28	5, 656	99	11, 464	88
19	4, 196	112	16, 127	12	2, 442	59	12, 040			124	28, 803	59	8, 557	89
25	3, 694	50	6, 213	13	3, 080	110	19, 004			825	107, 513	1, 218	187, 187	90
82	55, 269	185	69, 515	22	10, 297	198	183, 425	1	180	775	397, 628	665	209, 478	91

STATE TABLE III.—VALUE OF FARM PRODUCTS SOLD, TRADED, OR USED BY OPERATOR'S FAMILY; AND

[See note, p. 24.

	CLASS OF PRODUCT AND TYPE OF FARM (See definitions in Introduction)	SOUTH ATLANTIC DIVISION—Continued								EAST SOUTH CENTRAL DIVISION	
		NORTH CAROLINA		SOUTH CAROLINA		GEORGIA		FLORIDA		KENTUCKY	
		Farms reporting	Value	Farms reporting	Value	Farms reporting	Value	Farms reporting	Value	Farms reporting	Value
	All products (sold, traded, or used by operator's family):	*Number*	*Dollars*	*Number*	*Dollars*	*Number*	*Dollars*	*Number*	*Dollars*	*Number*	*Dollars*
1	All types	267,676	278,488,372	150,334	140,605,356	238,468	241,166,620	54,241	92,009,255	227,816	228,698,936
2	General	26,956	26,505,049	7,630	6,828,760	16,724	16,695,283	8,593	7,481,363	46,982	49,584,878
3	Cash-grain	1,058	946,554	626	385,222	300	196,131	134	100,003	2,721	3,224,637
4	Cotton	77,116	77,214,834	109,900	99,230,345	172,395	158,341,420	5,622	4,356,057	575	746,600
5	Crop-specialty	103,813	128,181,985	16,085	19,817,315	19,577	30,368,318	3,710	10,993,891	65,555	81,292,023
6	Fruit	1,655	3,446,285	168	650,933	1,487	6,584,858	13,631	31,161,454	564	1,135,509
7	Truck	1,226	2,040,294	1,190	2,825,701	2,170	3,219,922	6,714	17,808,917	786	1,143,920
8	Dairy	2,525	10,410,401	1,052	4,167,437	2,618	10,091,479	952	7,503,457	5,901	12,077,223
9	Animal-specialty	1,985	3,315,605	404	656,468	1,428	2,736,158	1,632	2,324,459	11,620	29,251,352
10	Stock-ranch	127	496,793	21	56,406	80	187,623	375	1,343,436	408	1,548,619
11	Poultry	1,080	1,926,840	396	705,482	722	1,562,662	1,783	3,447,975	1,267	1,215,217
12	Self-sufficing	34,422	13,833,228	6,978	2,023,919	12,762	4,485,891	6,188	1,958,590	70,506	29,081,014
13	Abnormal	15,713	10,170,504	5,934	3,257,368	8,205	6,716,875	4,997	3,529,743	20,931	18,397,854
	Crops (incl. plants, flowers, etc.), sold or traded:										
14	All types	243,359	179,104,236	145,330	101,486,860	227,437	162,049,320	46,866	63,457,600	163,929	83,323,887
15	General	25,466	9,976,990	7,429	3,042,179	15,971	7,199,119	8,072	2,945,318	41,389	14,395,753
16	Cash-grain	1,057	612,693	622	287,837	296	151,211	133	72,438	2,717	2,243,718
17	Cotton	77,015	57,910,712	109,663	76,662,138	171,994	118,974,845	5,614	2,602,546	574	642,761
18	Crop-specialty	103,729	101,269,865	16,062	16,475,058	19,542	23,817,713	3,707	9,512,401	65,531	52,757,453
19	Fruit	1,644	2,871,556	165	585,391	1,393	5,871,168	12,515	29,323,201	557	885,860
20	Truck	1,223	1,623,367	1,187	2,503,424	2,167	2,545,506	6,661	16,472,479	784	854,592
21	Dairy	1,839	836,248	763	473,704	1,786	846,442	375	190,941	3,780	1,522,652
22	Animal-specialty	1,450	425,670	322	111,710	1,057	494,271	1,177	349,707	7,608	4,711,982
23	Stock-ranch	96	29,198	17	10,442	48	12,855	267	118,317	201	173,734
24	Poultry	749	232,416	257	73,524	450	166,233	911	236,199	563	87,946
25	Self-sufficing	20,390	1,621,095	505	391,685	7,752	634,389	4,082	300,348	31,801	2,911,308
26	Abnormal	8,703	1,694,426	4,338	869,768	4,981	1,335,568	3,352	1,333,705	8,424	2,136,128
	Livestock, sold or traded:										
27	All types	76,461	10,804,911	32,309	3,438,766	72,933	10,313,991	16,913	4,717,256	133,182	49,435,253
28	General	17,660	2,586,579	4,389	597,558	11,105	1,996,039	5,569	888,273	40,243	9,702,360
29	Cash-grain	312	40,803	91	12,108	44	6,640	28	4,503	923	304,225
30	Cotton	16,772	1,379,975	20,876	1,554,515	42,418	3,594,920	2,373	208,253	120	13,340
31	Crop-specialty	18,375	1,693,556	2,756	241,548	8,208	1,194,790	1,500	277,287	35,142	7,374,815
32	Fruit	434	45,222	40	5,043	503	156,867	853	138,519	277	45,851
33	Truck	340	54,350	314	38,799	758	136,819	1,115	282,760	258	25,571
34	Dairy	1,822	603,997	615	195,039	1,581	496,139	533	294,168	5,078	1,685,560
35	Animal-specialty	1,895	1,763,213	381	343,344	1,395	1,594,918	1,559	1,138,102	11,613	18,403,599
36	Stock-ranch	127	365,224	21	35,339	79	128,171	353	986,153	406	1,127,305
37	Poultry	479	67,111	146	14,939	268	36,512	296	43,366	651	87,280
38	Self-sufficing	12,960	753,208	1,436	59,832	4,087	200,075	1,742	96,425	30,380	2,016,999
39	Abnormal	5,285	1,451,673	1,244	340,702	2,487	772,101	992	359,447	8,091	8,648,348
	Livestock products, sold or traded:										
40	All types	175,360	25,790,150	86,950	9,559,264	147,769	20,072,668	32,296	13,840,774	179,274	34,001,674
41	General	25,424	4,913,680	6,863	1,121,200	14,511	2,451,390	7,867	1,299,404	45,322	11,077,479
42	Cash-grain	724	70,702	248	17,243	101	8,224	61	4,056	1,487	193,333
43	Cotton	44,735	3,286,796	59,694	3,390,514	100,118	5,763,662	4,357	269,135	208	11,542
44	Crop-specialty	59,798	4,484,294	9,743	544,108	12,063	974,897	2,705	369,743	49,226	7,136,917
45	Fruit	1,157	124,819	106	18,591	806	174,991	3,479	593,877	419	72,352
46	Truck	770	95,081	772	77,351	1,249	113,455	2,402	321,094	442	84,703
47	Dairy	2,525	8,091,964	1,052	3,206,070	2,618	7,953,726	952	6,806,622	5,901	7,209,414
48	Animal-specialty	1,818	541,629	345	100,346	1,098	248,088	1,422	432,319	10,438	2,710,299
49	Stock-ranch	121	40,406	13	3,528	51	12,988	253	143,985	364	119,240
50	Poultry	1,080	1,326,479	396	520,130	722	1,171,827	1,783	2,839,037	1,267	778,235
51	Self-sufficing	26,803	1,614,717	4,447	193,680	9,403	500,096	4,390	220,504	51,762	3,334,319
52	Abnormal	10,405	1,199,583	3,271	366,494	5,029	699,324	2,625	540,998	12,438	1,273,841
	Forest products sold:										
53	All types	30,283	5,532,358	13,561	2,157,824	22,855	4,941,770	3,308	881,514	21,441	2,802,221
54	General	7,673	1,436,803	2,184	374,896	4,531	917,241	1,168	153,385	7,397	853,024
55	Cash-grain	95	10,523	35	2,069	22	2,152	4	2,640	136	9,549
56	Cotton	4,947	576,098	8,064	714,686	11,381	1,124,565	248	13,934	9	1,581
57	Crop-specialty	8,190	810,618	1,276	118,796	2,349	346,489	315	38,587	4,022	298,508
58	Fruit	232	33,720	19	2,850	233	85,888	244	33,257	36	4,189
59	Truck	86	13,470	103	13,733	185	20,228	176	16,212	10	406
60	Dairy	383	92,514	132	19,509	374	65,410	60	8,845	372	27,819
61	Animal-specialty	357	51,438	93	13,529	257	64,404	157	16,803	1,034	127,095
62	Stock-ranch	40	15,389	8	1,981	30	13,199	43	12,722	33	3,113
63	Poultry	131	13,682	51	7,407	83	11,712	78	11,104	92	7,348
64	Self-sufficing	5,328	320,800	703	32,459	1,663	81,035	398	15,699	6,365	344,248
65	Abnormal	2,821	2,157,303	893	855,909	1,747	2,209,447	417	558,326	1,935	1,125,341
	Farm products used by operator's family:										
66	All types	254,662	57,256,717	141,344	23,962,642	223,136	43,808,871	42,927	9,112,111	220,277	59,135,901
67	General	26,916	7,590,997	7,547	1,692,927	16,419	4,131,494	8,452	2,194,983	46,647	13,556,262
68	Cash-grain	951	211,833	465	65,965	211	27,904	106	16,366	2,213	473,812
69	Cotton	71,657	14,061,253	102,419	16,968,492	160,019	28,883,428	5,453	1,262,189	510	77,466
70	Crop-specialty	97,196	19,923,652	15,319	2,437,805	18,216	4,034,429	3,500	795,783	60,335	13,724,330
71	Fruit	1,539	370,968	153	39,058	1,156	295,944	6,269	1,072,600	538	127,257
72	Truck	1,141	254,026	1,110	192,304	1,889	403,914	4,320	716,372	749	178,648
73	Dairy	2,509	785,678	1,018	273,115	2,569	729,762	879	202,881	5,834	1,631,778
74	Animal-specialty	1,927	533,655	390	87,539	1,357	334,477	1,583	387,528	11,204	3,298,377
75	Stock-ranch	127	46,576	20	5,116	75	20,410	313	82,259	368	125,227
76	Poultry	1,071	287,152	367	89,473	689	176,378	1,700	318,269	1,236	254,408
77	Self-sufficing	34,422	9,523,408	6,978	1,346,263	12,762	3,070,296	6,188	1,325,614	70,506	20,474,140
78	Abnormal	15,206	3,667,519	5,558	824,495	7,774	1,700,435	4,134	737,267	20,137	5,214,196
	RECEIPTS FROM BOARDERS, LODGERS, ETC.										
79	All types	3,350	786,780	1,395	265,174	2,658	384,284	814	199,870	3,487	521,429
80	General	632	112,055	144	25,330	441	47,523	271	25,161	940	110,954
81	Cash-grain	8	1,475	2	360	1	108	1	60	25	6,299
82	Cotton	652	105,978	821	131,675	1,356	145,905	68	9,159	10	638
83	Crop-specialty	798	143,688	125	19,691	209	27,328	79	8,271	677	74,443
84	Fruit	28	6,344	4	1,085	29	3,807	83	14,423	9	1,350
85	Truck	25	7,565	11	2,740	28	4,689	42	9,370	20	5,945
86	Dairy	65	21,730	29	10,536	67	18,121	15	4,234	111	17,820
87	Animal-specialty	49	8,186	17	4,697	22	4,390	50	8,807	195	20,528
88	Stock-ranch	11	3,475	1	50			7	598	11	1,325
89	Poultry	23	4,872	10	3,612	15	2,197	30	4,853	25	3,289
90	Self-sufficing	558	64,156	88	10,526	229	21,643	74	5,833	955	102,238
91	Abnormal	501	307,256	143	54,872	261	108,573	94	109,101	509	176,600

RECEIPTS FROM BOARDERS, ETC.; 1929, BY TYPE OF FARM, BY DIVISIONS AND STATES—Continued

beginning of this table]

East South Central Division—Continued						West South Central Division								
Tennessee		Alabama		Mississippi		Arkansas		Louisiana		Oklahoma		Texas		
Farms reporting	Value	Farms reporting	Value	Farms reporting	Value	Farms reporting	Value	Farms reporting	Value	Farms reporting	Value	Farms reporting	Value	
Number	*Dollars*	*Number*	*Dollars*	*Number*	*Dollars*	*Number*	*Dollars*	*Number*	*Dollars*	*Number*	*Dollars*	*Number*	*Dollars*	
232,105	219,256,472	247,995	212,280,454	301,170	274,213,583	228,039	225,278,996	153,996	161,078,688	190,148	307,060,693	488,776	749,324,222	1
47,887	47,973,232	13,220	11,672,642	14,503	13,514,020	23,789	21,426,317	8,309	7,352,880	36,624	47,527,368	32,909	36,971,422	2
4,120	4,021,618	90	99,485	58	48,957	1,529	7,802,297	4,135	17,870,409	25,698	62,798,512	15,081	61,677,396	3
63,076	57,783,175	206,835	171,659,303	259,198	232,258,135	168,701	164,602,594	115,123	98,234,428	86,314	119,547,662	349,458	440,905,858	4
23,494	26,523,397	2,620	3,126,035	912	1,146,568	757	1,016,277	5,699	15,258,841	2,857	5,176,251	3,356	5,328,254	5
1,128	2,100,882	951	1,642,485	442	676,741	3,190	5,123,552	5,084	5,846,429	628	985,327	2,559	4,855,574	6
1,754	2,565,874	923	1,549,470	4,265	5,334,087	1,083	1,094,641	1,625	1,610,944	531	700,886	5,663	12,123,113	7
5,826	14,239,557	1,541	7,292,478	3,208	7,394,729	2,525	5,720,654	1,393	5,942,713	5,176	13,317,976	8,074	29,404,490	8
10,853	23,533,006	938	2,184,063	820	1,792,536	1,921	3,692,682	850	1,348,072	7,258	22,456,997	5,228	13,333,680	9
53	133,743	261	1,260,964	216	639,742	58	249,276	344	1,345,312	967	14,170,264	15,632	117,617,902	10
1,743	1,988,060	746	1,453,508	335	650,459	1,040	1,319,990	277	446,297	2,909	3,789,537	5,274	7,687,740	11
53,822	24,079,400	12,941	4,662,541	10,342	3,948,473	17,098	6,563,953	6,972	2,577,553	14,432	5,727,060	13,539	4,925,899	12
18,349	14,314,528	6,929	5,677,480	6,871	6,809,136	6,348	6,666,763	4,185	3,244,810	6,754	10,862,943	12,003	14,492,894	13
184,466	90,414,617	240,818	135,805,563	291,733	202,096,341	212,940	154,274,922	147,504	119,456,014	171,918	161,912,757	433,486	431,119,998	14
42,170	14,938,078	12,845	4,724,837	14,116	5,147,270	21,560	6,511,347	8,027	3,243,443	33,510	16,594,220	29,882	12,754,232	15
4,109	2,639,336	89	72,967	58	39,940	1,524	7,155,814	4,129	16,298,720	25,642	45,628,330	14,995	51,093,906	16
63,017	42,898,270	206,372	122,569,180	256,304	187,070,184	168,171	132,261,320	113,785	78,508,416	86,092	87,041,459	346,269	337,091,159	17
23,483	17,674,925	2,607	2,349,652	911	870,913	754	773,024	5,657	13,410,939	2,849	3,979,348	3,343	4,311,275	18
1,126	1,586,712	882	1,369,803	391	531,189	3,106	3,822,653	5,049	4,730,489	623	711,707	2,137	4,053,540	19
1,750	1,967,845	922	1,232,540	4,258	4,473,931	1,081	799,365	1,620	1,276,649	527	529,948	5,644	10,632,739	20
3,221	1,112,436	1,012	518,452	2,412	990,988	1,542	421,569	799	396,189	3,183	1,135,763	4,328	1,875,129	21
6,548	2,565,060	710	346,806	606	232,808	1,260	417,770	588	182,803	5,378	3,521,047	3,792	2,007,191	22
23	5,642	136	78,311	97	48,595	21	10,020	167	115,911	434	441,991	6,175	4,157,255	23
819	157,629	522	173,575	216	57,975	638	124,719	161	39,938	1,637	401,015	3,108	756,570	24
29,193	3,012,777	9,657	1,043,785	7,615	883,190	9,494	855,962	4,880	563,850	8,363	887,006	7,607	757,477	25
9,007	1,855,907	5,064	1,325,655	4,749	1,749,358	3,789	1,121,959	2,642	688,667	3,680	1,040,923	6,206	1,629,525	26
123,645	35,415,023	80,139	10,408,178	63,171	9,333,364	78,003	13,662,518	30,944	5,883,469	109,371	59,337,907	195,624	140,374,602	27
39,670	8,084,961	8,955	1,293,312	9,953	1,455,506	19,215	3,071,168	4,743	683,192	30,967	8,966,396	25,475	5,810,168	28
1,570	347,005	21	6,605	7	1,336	539	115,771	1,070	279,124	15,700	5,593,189	7,471	4,516,804	29
18,686	1,568,856	60,806	4,519,365	43,356	3,704,745	40,587	3,644,428	17,797	1,675,279	38,784	6,520,519	121,684	16,602,938	30
10,606	1,439,969	1,086	142,248	303	43,097	265	36,990	1,538	225,335	1,340	326,728	1,078	160,862	31
530	87,754	279	35,649	133	17,640	1,535	170,190	526	47,192	316	56,741	571	224,376	32
565	120,245	314	37,419	667	67,840	363	27,489	176	26,872	189	24,394	1,439	191,331	33
4,766	1,897,655	1,021	422,799	1,971	564,126	1,922	431,882	831	274,599	4,059	1,605,989	5,727	2,269,858	34
10,844	14,874,914	920	1,413,397	805	1,151,014	1,909	2,381,127	526	774,969	7,211	14,931,443	5,135	8,493,504	35
53	103,585	254	1,089,094	214	513,162	53	200,114	342	991,744	867	13,280,993	15,389	92,880,131	36
1,048	131,491	351	45,724	135	21,347	561	66,346	80	10,786	1,590	250,132	2,712	399,659	37
27,192	1,754,541	3,910	177,799	3,184	148,451	8,249	472,669	1,839	100,347	5,686	391,920	4,775	290,812	38
8,115	5,004,047	2,222	1,224,767	2,443	1,645,100	2,800	3,044,344	1,176	794,030	2,662	7,389,463	4,168	8,525,069	39
175,793	32,297,288	154,491	15,934,050	123,539	14,662,217	117,742	16,452,801	69,753	10,485,471	139,872	42,048,868	294,597	90,897,535	40
45,605	9,564,084	11,659	1,695,625	12,859	2,240,798	22,172	4,617,160	7,034	985,658	34,585	11,206,359	30,592	9,246,466	41
2,343	268,692	40	2,836	12	2,530	940	220,279	3,152	384,617	18,780	6,253,937	9,809	3,284,277	42
34,259	2,144,540	124,527	5,901,958	93,189	5,627,457	68,851	4,345,272	44,925	2,423,429	55,195	8,610,154	201,520	28,096,220	43
17,426	1,852,061	1,650	132,475	506	61,019	432	63,832	3,853	422,674	1,765	309,078	1,843	289,318	44
852	107,232	566	67,849	237	34,324	2,411	357,619	1,404	89,385	450	67,259	1,214	215,205	45
1,117	110,931	501	64,324	1,651	120,769	612	60,113	547	41,160	286	32,990	2,890	384,176	46
5,826	9,464,507	1,541	5,938,937	3,208	5,035,308	2,525	4,194,022	1,393	4,902,060	5,176	9,196,956	8,074	23,236,151	47
9,874	2,599,666	701	172,689	640	164,096	1,645	343,359	668	163,266	6,346	2,022,903	4,420	1,554,956	48
38	10,047	125	23,189	121	17,277	43	17,555	220	115,556	570	188,723	12,127	16,979,069	49
1,743	1,314,781	746	1,053,731	335	489,793	1,040	876,509	277	330,232	2,909	2,509,737	5,274	5,379,337	50
44,107	3,315,438	8,522	340,123	6,632	305,832	12,880	823,844	4,103	210,165	9,536	676,168	9,347	655,256	51
12,603	1,545,309	3,913	540,314	4,149	563,014	4,191	533,237	2,177	417,269	4,274	974,604	7,487	1,527,104	52
25,734	4,256,302	20,762	3,291,359	19,416	3,520,749	23,630	2,779,681	8,600	1,535,243	16,479	1,124,214	32,941	3,368,974	53
9,543	1,349,344	3,518	664,016	4,363	780,192	6,792	845,564	1,770	303,599	5,778	429,345	5,406	651,498	54
257	27,290	2	3,204	2	116	92	19,621	171	21,033	577	36,556	321	19,375	55
3,393	229,996	14,133	1,248,277	11,662	1,118,276	11,330	942,164	4,640	477,641	5,633	277,491	20,637	1,383,797	56
1,687	156,871	187	17,309	93	10,120	59	6,762	368	105,076	216	11,450	178	22,592	57
132	16,364	47	3,027	42	6,515	436	42,174	184	16,928	115	8,968	104	10,236	58
81	9,641	59	5,675	256	19,695	164	11,539	69	5,429	38	1,966	209	20,716	59
482	71,217	163	22,978	441	47,318	326	27,607	177	31,941	362	19,587	486	39,595	60
1,583	235,126	164	33,725	199	50,101	431	48,019	129	19,948	910	63,954	741	83,725	61
9	687	79	17,003	72	20,705	18	6,390	81	44,211	116	18,982	2,376	334,217	62
104	6,117	68	4,568	25	4,110	116	8,218	17	1,267	145	7,374	304	23,882	63
6,176	325,946	1,129	54,084	1,019	46,332	2,670	135,931	497	26,860	1,929	84,695	1,157	53,214	64
2,287	1,827,703	1,218	1,217,493	1,242	1,417,269	1,196	685,692	497	481,310	660	163,846	1,027	724,127	65
224,397	56,873,242	234,933	46,841,304	262,848	44,600,912	202,299	38,109,074	136,346	23,718,491	175,638	42,636,947	401,778	83,565,113	66
47,788	14,036,765	13,019	3,294,852	14,193	3,890,254	23,732	6,381,078	8,279	2,136,988	36,370	10,331,048	32,242	8,509,058	67
3,411	739,295	61	13,873	27	5,035	1,301	290,812	3,846	886,915	21,390	5,286,500	11,562	2,763,034	68
58,896	10,941,513	194,955	37,420,523	222,185	34,737,473	144,073	23,409,410	98,705	15,149,663	77,810	17,098,039	294,445	57,781,744	69
21,862	5,399,571	2,413	484,351	748	161,419	650	135,669	5,429	1,094,817	2,420	549,647	2,634	535,207	70
1,082	302,820	785	166,157	365	87,073	3,005	731,516	4,922	962,435	598	140,652	1,766	352,217	71
1,670	357,212	869	209,512	4,072	651,852	970	196,135	1,501	260,834	497	111,588	4,720	894,151	72
5,781	1,693,742	1,483	389,312	3,137	756,989	2,516	645,574	1,295	337,924	5,127	1,359,681	7,819	1,933,757	73
10,640	3,258,240	883	217,446	786	194,517	1,877	502,407	834	207,086	7,076	1,917,560	4,893	1,194,214	74
47	13,782	210	53,367	167	40,003	49	15,197	280	77,890	789	239,575	12,578	3,267,230	75
1,731	378,042	727	175,910	318	77,234	1,033	244,198	273	64,074	2,873	621,279	5,141	1,128,292	76
53,822	15,670,698	12,941	3,046,750	10,342	2,564,668	17,098	4,275,547	6,972	1,676,331	14,432	3,687,271	13,539	3,169,140	77
17,667	4,081,562	6,587	1,369,251	6,508	1,434,395	5,995	1,281,531	4,010	863,534	6,256	1,294,107	10,439	2,087,069	78
3,979	618,906	3,425	450,665	2,414	321,257	3,524	382,462	1,236	235,133	2,325	335,485	5,015	856,713	79
1,198	146,463	418	48,657	383	42,709	787	80,961	215	34,356	706	81,352	730	93,821	80
54	6,055	2	35			16	1,486	11	3,035	316	35,441	152	22,457	81
508	55,772	2,389	261,478	1,511	165,742	1,784	175,917	639	88,686	713	82,131	2,606	337,429	82
270	30,914	34	5,262	13	966	11	737	31	6,116	23	3,813	26	3,955	83
16	2,018	15	2,368	6	777	76	9,379	14	1,897	6	820	37	12,871	84
29	3,449	12	2,762	29	3,396	17	1,610	9	1,582	6	902	55	8,077	85
128	22,922	33	7,876	50	9,007	45	5,149	17	5,998	74	14,326	126	22,250	86
259	38,356	21	3,925	15	4,522	57	6,720	23	3,909	130	15,326	134	20,558	87
1	360	6	1,115	6	1,433	2	582	2	590	16	2,165	412	80,386	88
23	2,804	20	3,821	6	571	17	2,153	20	3,801	45	5,831	108	18,997	89
953	106,266	253	23,672	173	16,791	433	37,055	106	14,714	152	14,685	237	27,944	90
540	203,527	222	89,694	222	75,343	279	60,713	149	70,449	138	78,693	392	207,968	91

STATE TABLE III.—VALUE OF FARM PRODUCTS SOLD, TRADED, OR USED BY OPERATOR'S FAMILY; AND

[See note, p. 24,

	CLASS OF PRODUCT AND TYPE OF FARM (See definitions in Introduction)	MOUNTAIN DIVISION									
		MONTANA		IDAHO		WYOMING		COLORADO		NEW MEXICO	
		Farms reporting	Value	Farms reporting	Value	Farms reporting	Value	Farms reporting	Value	Farms reporting	Value
		Number	*Dollars*	*Number*	*Dollars*	*Number*	*Dollars*	*Number*	*Dollars*	*Number*	*Dollars*
	All products (sold, traded, or used by operator's family):										
1	All types	45,385	138,513,641	40,330	135,802,054	15,343	63,293,353	56,198	187,298,846	29,335	61,165,454
2	General	5,621	9,731,017	7,228	15,422,231	2,493	4,285,825	8,541	14,702,023	3,305	3,958,117
3	Cash-grain	19,374	49,004,675	7,792	26,875,910	1,783	4,035,358	8,933	23,077,514	2,942	6,528,754
4	Cotton									2,873	9,642,244
5	Crop-specialty	4,101	12,372,051	10,627	42,727,383	2,839	9,986,124	13,696	49,770,585	4,291	7,249,400
6	Fruit	197	563,322	1,287	6,216,609	5	12,061	1,779	4,467,280	429	1,399,865
7	Truck	153	507,068	203	542,225	37	95,767	2,194	5,475,783	728	703,976
8	Dairy	2,175	6,257,405	4,227	9,127,032	812	2,219,312	3,540	9,276,037	639	2,331,646
9	Animal-specialty	2,450	8,217,492	2,343	11,396,036	1,458	6,010,728	5,299	37,317,729	839	1,904,182
10	Stock-ranch	6,919	47,891,320	1,535	17,385,890	4,040	34,426,951	4,836	32,515,882	5,906	24,181,580
11	Poultry	371	607,888	788	1,687,526	215	347,155	1,629	2,677,635	242	436,735
12	Self-sufficing	1,405	443,271	1,311	496,943	537	191,306	1,687	521,727	3,749	988,126
13	Abnormal	2,589	2,918,132	2,989	3,930,867	1,124	1,682,766	4,064	7,496,701	3,392	1,840,859
	Crops (incl. plants, flowers, etc.), sold or traded:										
14	All types	36,704	57,233,376	34,664	73,658,398	11,003	15,123,247	46,352	82,269,286	21,073	25,046,801
15	General	4,877	3,256,711	6,620	6,219,363	2,172	1,334,692	7,556	5,496,694	3,012	1,645,638
16	Cash-grain	18,909	37,280,197	7,741	21,762,942	1,770	2,912,716	8,673	17,264,766	2,921	5,207,360
17	Cotton									2,872	8,654,448
18	Crop-specialty	4,090	9,598,281	10,625	34,953,094	2,837	7,807,815	13,681	39,725,743	4,275	5,951,223
19	Fruit	196	443,978	1,284	5,466,282	5	8,787	1,761	3,724,101	421	1,182,170
20	Truck	151	422,004	203	478,964	37	78,829	2,188	4,826,189	728	578,784
21	Dairy	1,213	541,590	2,747	1,284,320	457	209,559	2,070	1,057,195	318	193,282
22	Animal-specialty	1,870	1,535,184	1,775	1,973,848	1,079	1,018,890	4,067	7,390,207	582	284,766
23	Stock-ranch	3,343	3,134,742	712	749,559	1,758	1,349,295	2,172	1,651,018	1,515	701,644
24	Poultry	207	74,317	504	203,451	116	32,879	889	229,879	144	58,746
25	Self-sufficing	549	50,960	663	64,713	229	23,898	810	71,701	2,284	193,116
26	Abnormal	1,299	895,412	1,790	501,862	543	345,884	2,485	831,793	2,001	396,185
	Livestock, sold or traded:										
27	All types	31,099	48,418,025	26,521	29,796,561	11,440	32,054,402	36,246	69,243,981	14,270	22,860,816
28	General	4,921	2,250,926	6,124	2,781,165	2,153	992,834	7,192	3,156,911	2,339	750,544
29	Cash-grain	11,365	4,694,834	4,504	1,735,689	1,011	485,857	5,530	2,406,336	1,323	401,447
30	Cotton									490	191,259
31	Crop-specialty	2,129	1,007,706	6,133	2,452,035	1,493	781,600	7,492	4,161,887	1,407	290,829
32	Fruit	65	34,414	566	191,953			571	180,042	119	69,507
33	Truck	53	22,675	50	6,791	17	3,185	535	137,777	113	11,513
34	Dairy	1,814	875,279	3,512	1,383,547	680	327,014	2,826	1,293,278	447	184,868
35	Animal-specialty	2,450	4,965,711	2,334	6,874,847	1,448	3,864,911	5,286	26,408,897	828	1,174,233
36	Stock-ranch	6,713	33,390,010	1,362	12,161,413	3,886	24,639,037	4,560	26,093,559	5,142	18,910,220
37	Poultry	165	31,301	428	87,618	90	20,007	534	98,201	85	14,105
38	Self-sufficing	436	33,113	431	31,136	180	16,248	482	35,153	976	74,731
39	Abnormal	988	1,112,056	1,077	2,090,367	482	923,649	1,238	5,271,940	1,001	787,560
	Livestock products, sold or traded:										
40	All types	33,224	22,456,873	31,187	22,696,360	11,682	12,080,784	42,424	24,877,394	15,692	8,155,677
41	General	5,288	2,563,187	6,864	4,263,750	2,347	1,160,167	8,074	3,979,485	2,454	831,583
42	Cash-grain	13,227	3,317,207	5,254	1,712,170	1,121	282,837	6,499	1,976,786	1,655	465,417
43	Cotton									997	274,714
44	Crop-specialty	2,510	876,462	7,496	3,123,975	1,934	722,879	9,525	3,461,732	1,788	371,170
45	Fruit	116	47,883	845	309,347	5	1,524	1,142	289,282	221	59,839
46	Truck	84	26,300	93	20,480	21	4,827	874	179,340	202	19,391
47	Dairy	2,175	4,273,042	4,227	5,443,026	812	1,489,236	3,540	6,169,868	639	1,812,614
48	Animal-specialty	2,062	1,102,158	2,096	1,897,902	1,249	724,396	4,747	2,343,053	668	278,437
49	Stock-ranch	5,486	9,411,610	1,123	4,130,475	3,132	7,235,562	3,492	3,698,008	4,476	3,498,474
50	Poultry	371	433,379	788	1,226,526	215	246,063	1,629	2,089,489	242	315,581
51	Self-sufficing	715	63,006	767	81,199	284	24,156	929	74,554	1,178	50,973
52	Abnormal	1,170	342,639	1,634	487,510	562	189,087	1,973	615,797	1,172	177,484
	Forest products sold:										
53	All types	1,601	432,010	2,082	662,619	499	111,704	1,384	446,680	1,401	183,081
54	General	336	65,375	676	148,288	126	22,870	306	49,321	229	28,460
55	Cash-grain	196	29,052	400	50,995	22	2,935	34	2,671	24	1,615
56	Cotton									37	4,419
57	Crop-specialty	135	20,118	153	22,012	39	5,196	227	25,698	266	25,121
58	Fruit	6	535	17	2,439			5	141	9	1,641
59	Truck	5	1,089	2	154			27	2,556	10	1,310
60	Dairy	99	11,146	170	23,737	14	1,588	113	12,563	16	1,187
61	Animal-specialty	89	13,818	108	12,303	35	6,548	86	8,587	36	5,540
62	Stock-ranch	381	73,703	50	8,573	178	31,801	305	54,714	403	49,527
63	Poultry	4	970	23	4,325			6	255	2	87
64	Self-sufficing	71	5,336	111	7,953	25	1,504	86	4,699	115	4,822
65	Abnormal	279	210,868	372	381,840	60	39,262	189	285,475	254	59,352
	Farm products used by operator's family:										
66	All types	39,999	9,973,357	36,237	8,988,116	13,882	3,923,266	49,816	10,481,505	25,930	4,919,109
67	General	5,594	1,594,818	7,182	2,009,665	2,479	775,262	8,477	2,019,612	3,237	702,432
68	Cash-grain	16,261	3,683,385	6,486	1,614,114	1,520	351,013	7,339	1,426,955	2,533	452,975
69	Cotton									2,222	517,404
70	Crop-specialty	3,415	869,484	9,237	2,176,267	2,512	668,631	11,767	2,395,525	3,786	611,057
71	Fruit	169	36,512	1,111	245,988	5	1,750	1,489	273,714	389	86,699
72	Truck	133	35,000	182	35,836	33	8,926	1,787	329,871	670	92,978
73	Dairy	2,151	556,348	4,210	992,402	795	191,915	3,491	743,133	618	139,695
74	Animal-specialty	2,349	600,621	2,228	631,138	1,402	395,983	5,117	1,166,985	806	161,176
75	Stock-ranch	6,193	1,881,255	1,045	335,870	3,534	1,171,196	3,964	1,018,583	4,767	1,021,715
76	Poultry	362	67,921	773	165,606	212	48,206	1,550	259,811	233	48,216
77	Self-sufficing	1,405	290,856	1,311	311,942	537	125,500	1,687	335,620	3,749	664,484
78	Abnormal	1,967	357,157	2,472	469,288	853	184,884	3,148	491,696	2,920	420,278
	RECEIPTS FROM BOARDERS, LODGERS, ETC.										
79	All types	1,343	495,356	885	191,355	608	734,103	1,411	440,041	268	167,678
80	General	221	33,262	206	36,805	123	26,016	289	44,570	38	7,712
81	Cash-grain	472	70,168	176	24,205	53	7,606	171	20,762	16	1,644
82	Cotton									20	4,006
83	Crop-specialty	80	14,222	115	17,157	58	9,533	189	33,274	28	4,166
84	Fruit	4	168	25	5,246			41	6,635	7	1,490
85	Truck	1	30	1	35	2	200	21	2,826	4	1,425
86	Dairy	48	7,898	86	17,109	20	2,703	125	22,660	16	5,170
87	Animal-specialty	85	12,784	59	11,241	54	8,262	110	16,747	4	1,207
88	Stock-ranch	251	74,782	44	10,416	169	46,946	208	49,887	69	29,524
89	Poultry	6	770	23	5,462	3	665	31	6,446	4	1,351
90	Self-sufficing	24	2,779	44	5,179	13	1,413	30	3,555	21	2,356
91	Abnormal	151	278,493	106	58,500	113	630,759	196	232,679	41	107,627

RECEIPTS FROM BOARDERS, ETC.; 1929, BY TYPE OF FARM, BY DIVISIONS AND STATES—Continued
beginning of this table]

Mountain Division—Continued						Pacific Division						
Arizona		Utah		Nevada		Washington		Oregon		California		
Farms reporting	Value	Farms reporting	Value	Farms reporting	Value	Farms reporting	Value	Farms reporting	Value	Farms reporting	Value	
Number	*Dollars*	*Number*	*Dollars*	*Number*	*Dollars*	*Number*	*Dollars*	*Number*	*Dollars*	*Number*	*Dollars*	
13,151	48,884,932	26,531	64,577,080	3,261	19,875,363	67,225	197,744,572	51,958	137,009,086	128,725	623,103,467	1
979	1,880,053	5,400	9,159,525	440	1,246,787	7,121	11,098,435	9,762	16,584,216	4,426	9,593,233	2
195	297,952	1,609	3,607,840	36	123,465	8,442	48,552,749	4,965	24,141,569	4,311	34,048,608	3
2,747	17,050,059									2,971	21,135,151	4
641	2,432,564	4,005	8,523,898	642	2,099,730	3,750	13,672,294	2,948	9,650,463	8,944	50,443,143	5
487	1,550,497	990	2,115,631	15	28,647	9,868	46,313,315	6,307	19,137,588	52,011	218,048,963	6
448	3,870,531	725	1,395,411	42	202,100	1,299	4,176,669	942	2,700,963	6,688	59,791,456	7
745	4,001,772	3,373	6,826,675	499	2,091,597	12,723	31,720,392	8,150	21,618,718	15,179	92,519,335	8
322	1,667,249	2,106	8,397,513	137	679,842	1,242	3,438,506	1,882	6,204,450	2,012	10,106,890	9
3,660	12,143,576	2,388	16,422,357	822	12,041,785	688	6,921,971	2,648	23,027,929	5,121	53,816,653	10
625	1,516,795	1,830	5,013,333	232	687,059	8,636	23,855,810	3,091	6,549,487	15,424	55,825,470	11
704	237,568	922	373,620	122	42,154	3,631	1,255,159	3,447	1,289,059	2,233	721,360	12
1,598	2,236,316	3,183	2,741,277	274	632,197	9,825	6,739,272	7,816	6,104,644	9,405	17,053,205	13
8,170	25,313,468	21,446	19,563,240	2,196	3,481,755	48,515	109,969,231	39,049	57,033,290	96,804	384,426,857	14
841	741,208	5,123	3,556,429	376	415,769	5,808	3,574,630	8,559	5,242,330	3,695	3,901,215	15
192	238,838	1,604	2,821,776	36	94,235	8,334	41,882,866	4,934	19,636,740	4,278	30,019,070	16
2,727	15,733,017									2,945	19,783,892	17
641	2,081,485	4,001	6,276,503	640	1,689,214	3,748	11,504,339	2,946	7,773,280	8,916	46,585,179	18
371	1,456,158	986	1,690,493	14	22,250	9,776	43,359,092	6,254	16,238,321	49,032	207,202,468	19
446	3,685,401	725	1,176,243	42	169,834	1,295	3,843,449	941	2,439,577	6,642	58,302,479	20
310	294,830	2,607	1,268,081	302	221,467	7,246	2,545,372	5,228	2,075,318	5,870	5,528,128	21
185	245,641	1,619	1,004,712	88	125,959	716	491,037	1,277	871,435	1,144	1,623,269	22
1,233	291,032	1,032	634,509	378	557,836	217	342,497	1,015	1,060,735	1,807	3,149,905	23
237	110,881	1,118	573,764	111	57,876	4,562	1,194,127	1,944	619,232	6,049	2,631,298	24
357	33,141	570	63,553	60	7,036	1,718	130,507	1,684	141,016	915	76,943	25
630	401,836	2,061	497,177	149	120,279	5,095	1,101,315	4,267	935,306	5,511	5,623,011	26
6,212	13,219,541	17,145	20,327,239	2,268	10,667,342	34,824	18,280,849	30,994	30,347,923	39,447	75,618,847	27
639	384,961	4,410	1,371,676	347	238,923	5,398	1,822,246	7,978	2,784,787	3,272	1,701,090	28
36	10,620	814	186,099	19	5,736	5,561	2,465,188	3,225	1,644,687	1,858	2,100,541	29
701	373,821									624	433,929	30
198	112,760	2,013	532,413	258	112,750	1,656	564,198	1,337	503,563	2,281	1,051,585	31
59	10,925	345	56,195	5	2,150	1,969	457,992	2,193	541,577	6,075	1,852,009	32
79	60,464	190	24,921	16	8,625	208	33,876	209	26,065	590	339,831	33
522	489,428	2,767	841,207	450	370,755	10,388	3,297,549	6,555	2,554,894	12,900	9,645,841	34
312	1,225,532	2,083	5,389,820	134	397,750	1,223	2,081,426	1,846	3,693,284	1,995	6,663,048	35
2,753	9,123,956	2,317	10,364,601	801	9,087,070	636	5,101,097	2,584	16,667,154	4,792	43,719,327	36
205	76,519	682	138,134	93	26,630	3,618	633,761	1,438	253,105	2,645	684,309	37
207	15,788	342	21,988	42	4,049	1,077	68,548	1,077	71,446	622	49,673	38
501	1,334,767	1,182	1,400,185	103	412,904	3,090	1,754,968	2,552	1,606,461	1,793	7,378,664	39
8,014	7,816,004	21,351	19,439,876	2,426	4,599,819	50,529	54,038,642	40,565	35,043,093	67,480	146,569,400	40
760	457,628	5,153	2,845,045	414	437,296	6,584	3,534,609	9,367	5,260,828	3,998	2,792,144	41
62	21,763	1,030	355,856	23	15,723	6,563	1,966,126	3,754	1,578,403	2,405	1,306,777	42
1,258	527,528									1,095	596,700	43
312	122,515	2,603	1,068,316	323	154,486	2,164	969,275	1,760	757,024	3,554	1,777,272	44
118	31,370	550	181,377	7	1,877	4,161	1,123,678	3,665	1,087,591	14,562	4,752,160	45
140	54,494	294	84,470	21	13,813	336	98,379	324	63,599	1,028	521,386	46
745	3,042,082	3,373	4,055,453	499	1,322,414	12,723	22,662,528	8,150	14,559,778	15,178	74,354,382	47
195	123,560	1,915	1,516,889	112	118,824	1,014	557,854	1,661	1,113,972	1,519	1,383,602	48
2,702	2,001,932	2,131	4,928,020	627	1,926,149	541	1,315,169	2,217	4,384,843	3,448	5,668,813	49
625	1,200,105	1,830	3,973,463	232	547,037	8,635	20,148,562	3,091	4,966,486	15,424	50,628,397	50
313	26,275	572	55,321	48	4,494	2,111	215,640	2,164	214,669	1,107	90,190	51
784	206,752	1,900	375,666	120	57,706	5,697	1,446,822	4,412	1,055,900	4,162	2,697,577	52
999	170,745	105	13,688	80	12,696	5,916	1,580,719	6,730	2,351,058	4,044	1,194,655	53
229	36,757	26	4,946	21	4,893	1,415	321,871	2,093	519,395	603	145,926	54
6	739	8	846			305	43,908	355	63,442	107	25,492	55
93	16,080									6	4,898	56
25	3,818	11	1,605	25	2,146	176	27,453	204	45,288	168	34,875	57
5	1,189					231	34,710	628	121,571	837	180,307	58
5	405					24	2,429	26	2,943	23	4,445	59
19	2,330	16	1,899	9	1,417	1,457	215,072	1,058	175,369	470	87,411	60
30	3,763	5	439	3	330	168	24,726	243	53,007	169	39,713	61
301	42,049	22	2,777	14	3,244	66	13,930	354	101,397	720	243,876	62
12	6,894	3	100	4	176	509	70,205	237	41,370	209	34,690	63
81	5,907	3	90	1	80	343	23,628	322	22,711	161	10,568	64
193	50,814	11	986	3	410	1,222	802,787	1,210	1,204,565	571	382,454	65
10,812	2,365,174	24,175	5,233,037	2,922	1,113,751	62,437	13,875,131	48,911	12,234,622	92,923	15,292,708	66
957	259,499	5,381	1,381,429	435	149,906	7,063	1,845,079	9,737	2,776,876	4,385	1,052,858	67
136	25,992	1,307	243,263	29	7,771	7,757	2,194,661	4,468	1,218,297	3,048	596,728	68
1,956	399,613									1,798	315,732	69
508	111,986	3,434	645,061	499	141,134	3,145	607,029	2,507	571,308	5,916	994,232	70
271	50,855	912	187,566	13	2,370	8,032	1,337,843	5,580	1,148,528	30,734	4,062,019	71
321	69,767	645	109,777	37	9,828	1,132	198,536	868	168,779	4,330	623,315	72
706	173,102	3,310	660,035	494	175,544	12,587	2,999,871	8,105	2,253,359	14,327	2,903,573	73
299	68,753	1,939	485,653	125	36,979	1,175	283,463	1,793	472,752	1,763	397,258	74
3,053	684,607	1,813	492,450	742	467,486	533	149,278	2,328	813,800	3,979	1,034,732	75
595	122,396	1,785	327,872	222	55,340	8,446	1,809,155	3,052	669,294	13,776	1,846,776	76
704	156,457	922	232,668	122	26,495	3,631	816,836	3,447	839,217	2,233	493,986	77
1,306	242,147	2,727	467,263	204	40,898	8,936	1,633,380	7,026	1,302,412	6,634	971,499	78
288	407,098	871	115,788	126	117,524	1,902	537,450	1,660	518,753	2,114	1,400,432	79
27	7,597	84	14,615	18	4,424	343	64,487	384	67,126	201	47,348	80
4	534	19	5,445			211	33,323	130	20,332	46	9,861	81
25	4,985									12	4,177	82
14	2,365	46	9,318	10	2,130	52	10,272	77	13,613	73	18,665	83
6	2,345	11	1,236			184	36,658	114	19,799	548	179,323	84
6	2,130	1	180			15	3,697	7	1,050	44	12,493	85
22	6,071	51	7,440	13	2,285	385	85,264	296	65,199	195	65,340	86
6	1,501	24	4,572	6	1,290	39	10,144	61	10,644	61	14,470	87
52	30,780	39	12,132	59	11,388	12	1,981	90	19,333	182	52,843	88
16	4,205	22	5,667	5	985	202	48,540	67	15,589	267	78,544	89
15	2,773	13	2,010	4	305	92	15,937	118	18,016	96	15,671	90
95	341,812	61	53,173	11	94,717	367	227,147	316	268,052	389	901,697	91

State Table IV.—SPECIFIED LIVESTOCK, 1930, AND LIVESTOCK

[This table is presented in two sections, the second

	Type of farm, by class of animals (See definitions in Introduction)	United States		Geographic Divisions							
				New England		Middle Atlantic		East North Central		West North Central	
		Farms reporting	Animals	Farms reporting	Animals	Farms reporting	Animals	Farms reporting	Animals	Farms reporting	Animals
		Number	*Number*	*Number*	*Number*	*Number*	*Number*	*Number*	*Number*	*Number*	*Number*
	All types:										
1	Horses and mules, excluding colts	5,024,234	17,611,905	82,702	180,893	266,673	711,255	814,457	2,773,062	990,365	5,316,823
2	Cows and heifers kept mainly for milk	4,452,936	20,498,955	92,506	680,621	277,669	2,039,150	824,819	4,902,359	920,674	5,690,754
3	beef	416,042	7,836,994	2,630	11,659	6,086	30,183	41,777	266,528	175,110	2,200,354
4	Other cattle, including calves	3,863,975	35,559,877	78,683	578,454	243,915	1,836,707	743,122	5,457,605	920,226	11,985,784
5	Sows and gilts	1,685,946	7,673,741	5,064	23,200	37,938	77,606	396,947	1,626,740	645,597	4,655,104
6	Other hogs, excl. pigs under 3 mos. old	2,673,260	25,119,887	23,085	130,203	103,098	596,029	388,525	5,220,674	563,305	11,199,173
	General farms:										
7	Horses and mules, excluding colts	938,216	3,291,174	13,064	26,159	68,729	189,012	249,761	796,817	248,611	1,179,194
8	Cows and heifers kept mainly for milk	926,154	4,217,499	14,610	64,362	71,482	309,296	255,808	1,149,129	241,304	1,458,917
9	beef	77,542	555,119	533	2,097	1,926	7,848	11,077	49,692	32,365	223,056
10	Other cattle, including calves	855,118	5,787,331	12,731	71,800	63,527	339,706	232,316	1,291,129	239,372	2,154,052
11	Sows and gilts	429,319	1,498,947	937	2,309	15,584	26,181	134,371	386,706	164,000	841,250
12	Other hogs, excl. pigs under 3 mos. old	534,250	4,567,569	4,193	12,911	35,510	191,968	129,808	1,269,611	139,684	1,741,038
	Cash-grain farms:										
13	Horses and mules, excluding colts	398,629	2,510,053	15	41	2,580	9,680	76,094	400,541	222,273	1,446,947
14	Cows and heifers kept mainly for milk	351,114	1,723,051	14	42	2,146	10,025	70,690	281,471	196,115	1,078,419
15	beef	55,813	545,994	2	15	62	328	5,331	29,755	33,804	303,250
16	Other cattle, including calves	342,098	3,238,872	10	114	1,856	9,999	63,826	374,108	196,123	2,057,869
17	Sows and gilts	210,986	1,077,494	1	1	622	1,179	47,010	202,459	133,961	786,923
18	Other hogs, excl. pigs under 3 mos. old	196,126	2,383,506	6	18	1,443	9,094	39,149	580,164	112,073	1,430,085
	Cotton farms:										
19	Horses and mules, excluding colts	1,322,781	3,475,068	------	------	------	------	59	191	9,160	31,768
20	Cows and heifers kept mainly for milk	970,221	1,974,114	------	------	------	------	27	39	5,885	9,958
21	beef	36,708	284,726	------	------	------	------	------	------	105	437
22	Other cattle, including calves	752,057	2,334,362	------	------	------	------	10	15	3,332	8,464
23	Sows and gilts	227,556	379,139	------	------	------	------	14	54	2,709	5,768
24	Other hogs, excl. pigs under 3 mos. old	748,357	2,633,938	------	------	------	------	32	146	4,363	25,009
	Crop-specialty farms:										
25	Horses and mules, excluding colts	346,389	1,009,199	8,856	25,650	12,796	39,237	29,788	87,221	13,035	66,748
26	Cows and heifers kept mainly for milk	256,012	716,866	8,225	25,825	10,830	43,929	26,396	120,123	10,605	51,317
27	beef	14,248	119,040	277	985	276	898	951	4,425	1,057	10,521
28	Other cattle, including calves	187,384	927,033	6,708	27,983	8,882	47,684	22,947	131,343	9,667	81,793
29	Sows and gilts	87,999	196,921	877	1,752	1,412	2,648	7,794	16,653	4,789	21,241
30	Other hogs, excl. pigs under 3 mos. old	187,902	976,687	4,158	12,306	4,460	23,863	10,575	64,440	4,746	45,070
	Fruit farms:										
31	Horses and mules, excluding colts	77,271	180,712	1,239	2,184	8,429	19,628	9,595	22,292	2,969	7,444
32	Cows and heifers kept mainly for milk	56,841	140,645	1,196	3,604	6,942	20,764	7,971	20,498	2,549	7,061
33	beef	2,594	22,712	48	156	135	420	232	1,192	123	627
34	Other cattle, including calves	38,647	178,112	833	3,704	5,119	19,512	5,890	22,692	1,883	7,621
35	Sows and gilts	8,533	21,300	57	137	798	1,287	1,404	2,988	569	1,694
36	Other hogs, excl. pigs under 3 mos. old	19,065	128,671	247	737	2,086	9,897	2,307	14,414	799	6,387
	Truck farms:										
37	Horses and mules, excluding colts	62,149	150,239	1,859	3,022	9,864	23,069	10,787	24,593	3,169	7,752
38	Cows and heifers kept mainly for milk	38,770	90,480	1,488	3,926	6,703	17,016	7,059	16,585	1,893	4,520
39	beef	1,701	13,199	45	114	152	462	141	609	64	256
40	Other cattle, including calves	25,668	99,755	924	3,397	4,224	13,461	4,217	14,285	1,163	4,380
41	Sows and gilts	7,046	19,314	80	1,413	555	1,256	1,358	3,353	429	1,439
42	Other hogs, excl. pigs under 3 mos. old	18,935	108,178	433	4,819	2,174	10,660	2,098	13,276	576	4,135
	Dairy farms:										
43	Horses and mules, excluding colts	539,167	1,806,790	32,962	80,006	104,172	304,029	217,702	711,266	97,953	408,689
44	Cows and heifers kept mainly for milk	593,947	7,134,304	38,876	499,034	116,064	1,452,402	232,294	2,481,471	104,112	1,122,922
45	beef	12,006	79,497	568	2,940	1,686	8,915	3,314	16,251	2,752	18,533
46	Other cattle, including calves	573,097	6,376,434	36,630	378,972	112,101	1,196,438	224,319	2,173,392	101,863	1,129,707
47	Sows and gilts	182,578	653,071	1,955	4,592	12,664	22,061	88,942	294,301	58,624	284,388
48	Other hogs, excl. pigs under 3 mos. old	216,220	1,696,126	7,905	32,481	33,955	166,670	88,116	714,480	47,638	520,590
	Animal-specialty farms:										
49	Horses and mules, excluding colts	453,020	2,493,806	1,568	3,724	3,527	11,957	101,545	447,301	275,884	1,674,371
50	Cows and heifers kept mainly for milk	407,282	2,382,000	1,583	9,370	3,299	14,421	97,412	490,210	244,403	1,581,337
51	beef	123,854	1,717,835	162	1,375	377	3,575	16,359	142,082	85,749	1,089,743
52	Other cattle, including calves	440,773	7,662,042	1,554	17,586	3,300	39,334	97,558	1,099,998	270,651	5,087,198
53	Sows and gilts	355,437	3,338,188	327	6,181	1,251	5,569	84,916	643,995	235,756	2,533,154
54	Other hogs, excl. pigs under 3 mos. old	332,316	10,162,313	715	22,971	2,098	37,810	75,775	2,286,791	204,511	6,880,521
	Stock ranches:										
55	Horses and mules, excluding colts	63,417	759,549	------	------	24	78	32	127	11,339	139,525
56	Cows and heifers kept mainly for milk	35,319	206,550	------	------	25	82	30	160	7,901	59,416
57	beef	43,277	4,093,831	------	------	10	136	12	226	7,523	469,560
58	Other cattle, including calves	59,381	6,458,710	------	------	28	634	37	2,324	11,187	962,787
59	Sows and gilts	15,381	82,982	------	------	8	9	9	64	6,185	44,823
60	Other hogs, excl. pigs under 3 mos. old	24,140	337,238	------	------	10	44	11	218	6,116	120,812
	Poultry farms:										
61	Horses and mules, excluding colts	98,602	245,212	4,279	6,265	14,497	29,234	25,563	62,730	23,376	73,882
62	Cows and heifers kept mainly for milk	108,310	330,444	5,128	14,273	15,042	46,940	28,010	82,877	25,025	84,396
63	beef	7,209	35,761	199	415	306	792	1,203	4,351	3,429	16,780
64	Other cattle, including calves	86,335	393,276	3,768	13,550	11,456	46,907	22,217	84,961	21,782	119,941
65	Sows and gilts	22,302	51,759	118	389	1,397	2,645	7,202	14,918	9,093	25,465
66	Other hogs, excl. pigs under 3 mos. old	33,933	205,878	709	2,597	4,740	22,200	7,646	49,858	9,098	78,398
	Self-sufficing farms:										
67	Horses and mules, excluding colts	367,158	749,519	6,996	10,759	16,611	30,794	38,549	84,345	37,874	112,598
68	Cows and heifers kept mainly for milk	366,201	692,795	7,781	16,492	17,132	36,083	37,932	80,178	35,286	85,914
69	beef	19,155	64,144	242	510	389	891	1,081	2,519	3,699	13,769
70	Other cattle, including calves	261,570	728,870	5,639	16,417	12,964	37,243	27,036	74,649	28,389	101,133
71	Sows and gilts	68,441	114,353	151	276	1,449	2,000	8,419	13,723	11,711	25,131
72	Other hogs, excl. pigs under 3 mos. old	199,793	697,146	1,604	3,576	6,952	20,905	13,467	48,485	15,190	78,548
	Abnormal and unclassified farms:										
73	Horses and mules, excluding colts	357,435	940,584	11,864	23,083	25,444	54,537	54,982	135,638	44,722	167,905
74	Cows and heifers kept mainly for milk	342,765	890,207	13,605	43,663	27,935	88,282	61,189	179,618	45,596	146,577
75	beef	21,935	305,136	554	3,052	767	5,918	2,076	15,426	4,440	53,822
76	Other cattle, including calves	241,847	1,375,080	9,886	44,931	20,458	85,789	42,749	188,709	34,814	270,839
77	Sows and gilts	70,368	240,273	561	6,150	2,198	12,261	15,508	47,526	17,771	83,828
78	Other hogs, excl. pigs under 3 mos. old	162,223	1,222,297	3,115	37,787	9,670	102,918	19,541	178,791	18,511	268,580

PRODUCTS, 1929, BY TYPE OF FARM, BY DIVISIONS AND STATES

section beginning on p. 43. See NOTE, bottom of p. 8]

Geographic Divisions—Continued										New England Division						
South Atlantic		East South Central		West South Central		Mountain		Pacific		Maine		New Hampshire		Vermont		
Farms reporting	Animals	Farms reporting	Animals	Farms reporting	Animals	Farms reporting	Animals	Farms reporting	Animals	Farms reporting	Animals	Farms reporting	Animals	Farms reporting	Animals	
Number	*Number*	*Number*	*Number*	*Number*	*Number*	*Number*	*Number*	*Number*	*Number*	*Number*	*Number*	*Number*	*Number*	*Number*	*Number*	
822,872	1,589,931	783,460	1,800,799	921,344	3,269,573	197,552	1,361,374	144,809	608,195	27,686	60,691	9,796	19,968	20,053	51,391	1
632,985	1,492,041	710,526	1,652,975	704,154	2,227,374	152,278	789,561	137,334	1,024,120	28,951	124,952	11,018	68,792	21,171	254,520	2
31,749	306,074	27,663	220,833	63,345	2,225,108	48,682	2,059,262	14,600	516,993	1,279	4,954	240	1,395	253	1,782	3
438,153	1,981,983	539,858	2,094,595	623,650	5,790,076	158,356	3,842,668	118,012	1,992,005	24,190	127,142	9,291	65,640	19,727	215,881	4
195,266	334,730	172,227	299,712	160,985	342,292	49,672	167,812	22,250	97,055	1,953	4,286	447	1,273	1,281	2,596	5
527,877	2,341,919	492,839	2,083,056	464,542	2,403,674	72,288	590,016	37,701	555,143	10,417	29,880	2,764	9,835	4,931	17,793	6
109,822	250,491	108,500	286,944	93,374	346,030	30,350	165,169	16,005	51,358	6,228	12,440	1,679	3,334	2,260	5,310	7
101,386	311,068	108,607	324,479	87,732	362,235	27,847	154,291	17,978	83,812	6,686	27,459	1,937	8,031	2,397	14,841	8
7,257	49,184	5,694	31,914	10,527	105,860	6,597	71,996	1,566	13,472	321	1,265	58	337	33	126	9
85,189	435,878	91,359	430,095	85,505	615,859	28,611	316,904	16,508	131,908	5,930	31,879	1,642	9,126	2,257	17,018	10
40,073	84,792	34,534	62,007	25,261	56,047	10,318	29,286	4,241	10,369	460	831	107	272	185	337	11
79,487	460,850	70,359	379,587	54,736	360,637	14,170	98,799	6,303	52,268	2,342	5,565	557	1,418	677	2,031	12
5,706	23,321	4,597	16,689	36,620	195,493	36,299	264,456	14,445	152,885	6	21					13
4,770	22,190	3,960	8,588	32,857	155,369	27,786	118,116	12,776	48,801	5	6					14
269	1,650	253	1,082	6,495	111,479	7,667	76,636	1,930	21,799							15
4,037	28,062	2,888	14,248	32,692	358,323	28,835	290,560	11,831	105,589	1	3					16
1,841	4,098	1,556	3,753	9,681	23,790	12,022	39,423	4,292	15,868							17
3,759	25,653	2,698	24,061	17,018	121,415	14,376	118,140	5,604	74,876	4	7					18
310,266	557,976	387,419	822,996	609,102	2,030,680	4,540	22,072	2,235	9,385							19
206,537	316,956	316,965	571,936	436,161	1,061,376	3,276	8,587	1,370	5,262							20
4,823	21,722	7,369	52,040	24,249	208,592	142	1,725	20	210							21
133,126	286,418	243,527	608,397	369,366	1,412,562	1,970	12,549	726	5,957							22
59,502	102,236	72,814	107,478	92,174	162,249	235	718	108	636							23
183,707	635,390	231,785	761,546	307,351	1,204,134	892	3,720	227	3,993							24
155,414	291,814	68,587	190,829	10,872	52,494	35,704	204,173	11,337	51,033	6,339	19,596	216	458	432	1,006	25
87,980	141,761	67,076	157,127	8,443	24,755	28,345	117,423	8,052	34,606	6,016	16,843	161	678	335	1,914	26
3,935	27,338	2,557	11,114	865	9,209	3,747	46,225	53	8,325	220	745	8	30	8	52	27
53,341	143,194	46,184	181,724	7,540	41,383	25,862	217,995	6,253	53,934	5,061	19,433	132	835	294	2,279	28
41,886	80,629	17,494	32,385	3,036	6,691	9,302	30,252	1,409	4,670	806	1,522	8	11	15	28	29
102,651	468,327	39,535	202,397	6,400	40,087	13,031	99,253	2,346	20,944	3,637	10,701	41	196	71	245	30
11,356	26,450	2,353	5,860	8,970	19,463	3,198	8,047	29,162	69,344	372	653	165	307	86	185	31
7,521	18,007	1,974	4,444	6,497	14,692	2,845	7,796	19,346	43,779	373	1,191	136	348	72	255	32
599	7,009	109	798	450	3,715	127	1,025	771	7,770	22	70			1	1	33
5,179	31,926	1,577	6,439	4,692	18,228	2,036	10,213	11,438	57,778	288	1,419	102	429	50	356	34
2,137	5,432	499	994	976	1,828	468	1,322	1,625	5,618	23	32	6	12	2	5	35
5,432	39,215	1,173	6,751	2,374	12,368	850	4,636	3,797	34,266	115	205	31	74	11	33	36
14,022	32,370	5,851	12,761	7,267	19,524	3,365	10,238	5,965	16,910	271	558	83	145	68	97	37
7,901	16,565	4,602	10,219	5,294	11,634	1,829	4,716	2,091	5,299	252	947	70	223	45	118	38
463	4,117	316	2,950	273	2,656	172	1,207	75	828	12	63	1	4			39
5,441	21,723	3,370	12,758	3,875	15,505	1,286	6,357	1,168	7,889	211	1,210	51	196	32	64	40
2,791	7,341	741	1,269	621	1,199	310	797	161	1,247	14	27	1	1	3	8	41
6,793	46,905	3,065	9,436	2,218	8,573	928	3,763	650	6,611	78	214	18	48	9	20	42
16,705	54,384	14,101	45,533	14,149	55,314	13,614	62,255	27,809	85,314	5,594	12,267	3,523	8,371	13,360	37,074	43
19,189	274,716	15,989	199,789	16,732	265,472	15,502	182,790	35,189	655,708	6,366	55,625	4,261	46,617	14,204	221,256	44
457	2,875	453	3,846	706	7,994	1,108	9,907	962	8,236	162	810	67	318	111	531	45
17,993	221,972	14,982	181,253	16,079	265,683	15,134	233,090	33,996	595,927	5,989	46,594	3,998	39,407	13,834	178,229	46
4,499	9,223	4,462	8,803	2,920	6,432	3,657	9,557	4,849	13,714	354	681	184	446	950	1,835	47
9,889	62,215	7,996	53,900	6,695	41,355	5,497	33,883	8,529	70,552	1,893	5,520	1,012	3,559	3,343	12,395	48
15,883	49,257	22,034	92,192	14,302	85,367	14,060	108,462	4,217	21,175	563	1,341	202	486	386	1,025	49
13,993	57,651	20,637	82,964	11,528	62,260	10,895	63,433	3,532	20,351	550	2,836	215	1,102	375	3,145	50
3,991	66,914	4,006	54,608	5,699	163,498	6,056	159,563	1,455	36,477	84	645	24	255	18	169	51
15,530	305,483	21,172	293,907	13,925	358,446	13,061	359,884	4,022	100,206	553	5,549	221	2,233	364	4,807	52
7,681	28,887	11,490	37,611	6,209	35,492	5,967	31,592	1,840	15,707	74	373	24	140	42	121	53
12,630	175,712	16,486	282,130	10,170	259,717	7,546	122,402	2,355	94,259	243	1,814	89	702	131	664	54
2,148	7,369	790	4,565	15,251	166,017	26,798	363,485	7,035	78,383							55
1,739	7,441	565	3,041	8,996	42,622	12,209	67,987	3,854	25,801							56
1,106	77,410	536	31,848	11,527	1,518,537	17,941	1,598,240	4,622	397,874							57
2,346	151,729	887	47,075	15,777	2,324,675	22,374	2,184,200	6,745	785,286							58
705	2,690	265	757	2,690	12,298	4,159	15,404	1,360	6,937							59
1,602	19,454	492	6,015	6,482	86,280	7,167	58,758	2,260	45,657							60
9,687	19,566	2,860	6,262	6,918	22,565	2,819	8,847	8,603	15,861	1,260	1,901	823	1,192	245	415	61
9,664	23,496	3,172	7,767	7,401	25,547	3,489	11,084	11,379	34,064	1,362	3,905	890	2,452	278	1,144	62
427	1,688	141	618	932	7,981	264	1,535	308	1,601	89	196	6	22	7	9	63
6,747	25,897	2,431	9,774	6,833	41,880	2,771	15,322	8,330	35,044	1,059	3,886	656	2,412	216	1,148	64
1,995	3,436	592	1,047	974	1,880	332	691	599	1,288	41	74	14	32	5	13	65
5,616	23,121	1,394	6,613	2,820	13,486	631	2,547	1,279	7,058	290	657	137	392	42	124	66
100,260	157,749	110,047	205,155	43,585	106,879	8,436	30,298	4,800	10,942	2,700	4,214	1,186	1,855	1,001	1,718	67
105,530	180,070	113,065	183,198	38,615	87,915	5,193	11,690	5,666	11,255	2,780	5,388	1,285	2,727	1,051	2,811	68
4,928	13,117	3,858	8,443	2,726	13,706	1,744	9,251	488	1,938	127	279	18	49	18	30	69
69,023	173,693	76,110	176,533	32,872	112,950	5,031	21,082	4,506	15,170	1,940	5,397	935	2,856	825	2,772	70
18,359	27,478	18,686	27,659	8,439	16,020	799	1,323	428	743	42	65	25	42	19	30	71
68,731	196,884	66,379	223,423	23,737	115,176	2,545	6,024	1,188	4,125	645	1,137	338	689	209	389	72
71,603	119,184	56,321	111,013	60,934	169,747	18,369	113,872	13,196	45,605	4,353	7,700	1,919	3,820	2,215	4,561	73
66,775	122,120	54,514	99,423	43,988	113,467	13,052	41,048	16,101	55,379	4,561	10,752	2,063	6,614	2,414	9,036	74
3,494	33,050	2,371	21,572	3,896	71,881	3,117	81,952	1,220	18,463	242	881	58	380	57	864	75
40,201	156,008	35,371	132,392	34,494	224,582	11,385	174,513	12,489	97,317	3,158	11,772	1,554	8,146	1,855	9,208	76
13,797	28,488	9,094	15,949	7,998	18,366	2,103	7,447	1,338	20,258	139	681	78	317	60	219	77
47,580	188,153	31,477	127,197	24,541	140,246	4,655	38,091	3,133	140,534	1,170	4,060	541	2,757	438	1,892	78

STATE TABLE IV.—SPECIFIED LIVESTOCK, 1930, AND LIVESTOCK

This table is presented in two sections, the second

	TYPE OF FARM, BY CLASS OF ANIMALS (See definitions in Introduction)	NEW ENGLAND DIVISION—Continued						MIDDLE ATLANTIC DIVISION					
		MASSACHUSETTS		RHODE ISLAND		CONNECTICUT		NEW YORK		NEW JERSEY		PENNSYLVANIA	
		Farms reporting	Animals	Farms reporting	Animals	Farms reporting	Animals	Farms reporting	Animals	Farms reporting	Animals	Farms reporting	Animals
		Number	*Number*	*Number*	*Number*	*Number*	*Number*	*Number*	*Number*	*Number*	*Number*	*Number*	*Number*
	All types:												
1	Horses and mules, excluding colts	13,068	24,635	1,699	3,170	10,400	21,038	120,733	317,524	15,596	42,010	130,344	351,721
2	Cows and heifers kept mainly for milk	16,473	119,158	2,249	19,171	12,644	94,028	127,103	1,172,546	13,890	105,331	136,667	761,273
3	beef	457	2,089	91	271	310	1,168	2,251	13,223	360	1,313	3,475	15,647
4	Other cattle, including calves	13,050	86,142	1,805	12,191	10,620	71,458	115,837	1,034,370	10,012	68,055	118,066	734,282
5	Sows and gilts	808	12,013	101	418	474	2,614	9,868	18,241	1,551	10,874	26,519	47,981
6	Other hogs, excl. pigs under 3 mos. old	2,853	55,389	416	3,093	1,704	14,213	29,907	127,949	4,583	83,537	68,608	384,543
	General farms:												
7	Horses and mules, excluding colts	1,584	2,761	204	340	1,109	1,974	22,315	59,218	2,189	5,821	44,225	123,973
8	Cows and heifers kept mainly for milk	1,978	7,747	291	1,011	1,321	5,273	23,574	100,330	1,989	9,329	45,919	199,547
9	beef	67	215	23	66	31	88	525	2,134	59	212	1,342	5,502
10	Other cattle, including calves	1,548	7,109	232	1,116	1,122	5,552	21,276	113,096	1,443	6,878	40,808	219,732
11	Sows and gilts	107	502	12	19	66	348	3,084	4,952	271	881	12,229	20,348
12	Other hogs, excl. pigs under 3 mos. old	360	2,424	49	145	208	1,328	7,334	30,399	686	5,281	27,490	156,288
	Cash-grain farms:												
13	Horses and mules, excluding colts	9	20					260	789	69	226	2,251	8,665
14	Cows and heifers kept mainly for milk	9	36					175	505	54	208	1,917	9,312
15	beef	2	15					2	3	4	26	56	299
16	Other cattle, including calves	9	111					146	693	31	142	1,679	9,164
17	Sows and gilts	1	1					32	57	3	7	587	1,115
18	Other hogs, excl. pigs under 3 mos. old	2	11					77	406	23	105	1,343	8,583
	Cotton farms:												
19	Horses and mules, excluding colts												
20	Cows and heifers kept mainly for milk												
21	beef												
22	Other cattle, including calves												
23	Sows and gilts												
24	Other hogs, excl. pigs under 3 mos. old												
	Crop-specialty farms:												
25	Horses and mules, excluding colts	757	1,667	15	29	1,097	2,894	6,000	17,538	1,072	4,154	5,724	17,545
26	Cows and heifers kept mainly for milk	735	2,514	12	74	966	3,802	5,127	20,979	871	3,250	4,892	19,700
27	beef	22	90			19	68	115	339	15	54	146	505
28	Other cattle, including calves	539	2,406	11	56	671	2,974	4,279	22,786	559	2,152	4,044	22,746
29	Sows and gilts	19	61			29	130	452	762	113	243	847	1,643
30	Other hogs, excl. pigs under 3 mos. old	221	589	3	4	185	571	1,452	5,826	276	1,837	2,732	16,200
	Fruit farms:												
31	Horses and mules, excluding colts	400	663	36	60	180	316	6,080	14,199	832	1,706	1,517	3,723
32	Cows and heifers kept mainly for milk	415	1,213	37	81	163	516	5,355	16,751	398	742	1,189	3,271
33	beef	19	68			6	17	103	326	9	24	23	70
34	Other cattle, including calves	255	1,022	22	73	116	405	4,102	15,651	181	485	836	3,376
35	Sows and gilts	20	70	1	2	5	16	560	876	36	64	202	347
36	Other hogs, excl. pigs under 3 mos. old	74	370	3	17	13	38	1,283	5,963	212	757	591	3,177
	Truck farms:												
37	Horses and mules, excluding colts	944	1,449	100	130	393	643	4,085	9,067	4,194	10,594	1,585	3,408
38	Cows and heifers kept mainly for milk	766	1,771	70	191	285	676	3,025	8,094	2,672	6,612	1,006	2,310
39	beef	20	26	4	6	8	15	59	288	75	149	18	25
40	Other cattle, including calves	412	1,228	33	96	185	603	2,167	7,130	1,437	4,365	620	1,966
41	Sows and gilts	45	1,327	4	20	13	30	226	399	233	633	96	224
42	Other hogs, excl. pigs under 3 mos. old	240	4,082	28	170	60	285	787	3,447	1,058	5,532	329	1,681
	Dairy farms:												
43	Horses and mules, excluding colts	5,409	11,154	791	1,614	4,285	9,526	60,211	171,708	3,724	12,185	40,237	120,136
44	Cows and heifers kept mainly for milk	7,496	89,610	1,143	15,727	5,406	70,199	66,750	946,042	4,650	75,439	44,664	430,921
45	beef	141	773	22	120	65	388	876	5,132	73	465	737	3,318
46	Other cattle, including calves	6,688	57,478	999	8,737	5,122	48,527	65,339	788,380	4,347	46,116	42,415	361,942
47	Sows and gilts	252	1,105	47	166	168	359	4,249	7,457	510	1,191	7,905	13,413
48	Other hogs, excl. pigs under 3 mos. old	894	7,814	198	1,065	565	2,128	14,112	51,703	1,321	8,082	18,522	106,885
	Animal-specialty farms:												
49	Horses and mules, excluding colts	228	467	25	46	164	359	769	2,321	72	188	2,686	9,448
50	Cows and heifers kept mainly for milk	248	1,430	27	130	168	727	697	3,458	70	287	2,532	10,676
51	beef	16	135	3	4	17	167	67	1,625	6	54	304	1,896
52	Other cattle, including calves	215	3,107	33	295	168	1,595	703	8,266	61	465	2,536	30,603
53	Sows and gilts	130	4,754	6	91	51	702	196	1,090	47	728	1,008	3,751
54	Other hogs, excl. pigs under 3 mos. old	170	16,600	15	623	67	2,568	308	8,793	59	4,069	1,731	24,948
	Stock ranches:												
55	Horses and mules, excluding colts											24	78
56	Cows and heifers kept mainly for milk											25	82
57	beef											10	136
58	Other cattle, including calves											28	634
59	Sows and gilts											8	9
60	Other hogs, excl. pigs under 3 mos. old											10	44
	Poultry farms:												
61	Horses and mules, excluding colts	942	1,341	171	226	838	1,190	5,351	10,616	1,636	2,925	7,510	15,693
62	Cows and heifers kept mainly for milk	1,236	3,273	227	440	1,135	3,059	5,969	20,185	1,577	4,194	7,496	22,561
63	beef	33	59	21	41	43	88	108	312	65	120	133	360
64	Other cattle, including calves	809	2,626	169	441	859	3,037	4,887	22,286	986	3,255	5,583	21,366
65	Sows and gilts	29	157	5	12	24	101	270	485	114	314	1,013	1,846
66	Other hogs, excl. pigs under 3 mos. old	135	865	17	68	88	491	945	3,496	347	1,800	3,448	16,904
	Self-sufficing farms:												
67	Horses and mules, excluding colts	1,014	1,476	159	201	936	1,295	4,844	8,879	580	974	11,187	20,941
68	Cows and heifers kept mainly for milk	1,236	2,621	189	326	1,240	2,619	4,924	11,284	529	987	11,679	23,812
69	beef	39	71	6	7	34	74	74	162	23	42	292	687
70	Other cattle, including calves	874	2,508	125	357	940	2,527	3,918	12,743	307	695	8,739	23,805
71	Sows and gilts	33	74	5	10	27	55	193	292	34	55	1,222	1,653
72	Other hogs, excl. pigs under 3 mos. old	196	526	38	157	178	678	1,124	2,666	165	523	5,663	17,716
	Abnormal and unclassified farms:												
73	Horses and mules, excluding colts	1,781	3,637	198	524	1,398	2,841	10,818	23,189	1,228	3,237	13,398	28,111
74	Cows and heifers kept mainly for milk	2,354	8,943	253	1,191	1,960	7,157	11,507	44,918	1,080	4,283	15,348	39,081
75	beef	98	637	12	27	87	263	322	2,902	31	167	414	2,849
76	Other cattle, including calves	1,701	8,547	181	1,020	1,437	6,238	9,020	43,339	660	3,502	10,778	38,948
77	Sows and gilts	172	3,962	21	98	91	873	606	1,871	190	6,758	1,402	3,632
78	Other hogs, excl. pigs under 3 mos. old	561	22,108	65	844	340	6,126	2,485	15,250	436	55,551	6,749	32,117

PRODUCTS, 1929, BY TYPE OF FARM, BY DIVISIONS AND STATES—Continued

section beginning on p. 43. See NOTE, bottom of p. 8]

East North Central Division										West North Central Division						
Ohio		Indiana		Illinois		Michigan		Wisconsin		Minnesota		Iowa		Missouri		
Farms reporting	Animals	Farms reporting	Animals	Farms reporting	Animals	Farms reporting	Animals	Farms reporting	Animals	Farms reporting	Animals	Farms reporting	Animals	Farms reporting	Animals	
Number	Number	Number	Number	Number	Number	Number	Number	Number	Number	Number	Number	Number	Number	Number	Number	
176,984	496,557	148,256	492,311	188,713	885,060	138,912	373,180	161,592	525,954	166,135	764,586	194,022	1,035,373	219,293	823,596	1
183,748	818,417	152,118	632,735	183,435	921,107	138,522	715,105	166,996	1,814,995	167,057	1,442,031	184,669	1,218,663	197,822	819,006	2
8,093	39,302	9,463	54,320	16,608	127,122	4,459	22,691	3,154	23,093	6,854	58,645	36,377	342,441	42,829	352,646	3
159,479	915,137	129,880	759,692	167,050	1,293,896	124,570	790,365	162,143	1,698,515	162,849	1,655,505	187,778	2,575,052	188,891	1,610,748	4
87,660	295,746	89,360	365,469	114,229	633,139	35,914	70,514	69,784	261,872	110,019	697,496	164,422	1,743,112	115,554	404,851	5
91,262	1,149,408	82,234	1,369,621	102,020	1,872,492	47,348	303,666	65,661	525,487	80,912	1,019,887	127,706	4,051,768	124,548	1,846,293	6
71,683	200,809	50,438	181,138	51,479	212,660	50,574	140,935	19,587	61,275	50,211	239,236	38,223	179,593	75,247	269,357	7
74,577	309,417	58,421	234,790	51,313	225,513	51,394	238,568	20,103	140,841	50,763	399,611	37,998	244,819	71,252	306,112	8
2,875	10,864	2,609	10,518	3,253	18,219	1,802	7,141	538	2,950	1,807	13,244	4,488	28,942	12,206	70,247	9
67,415	344,149	51,358	248,578	46,908	266,510	47,388	278,807	19,247	153,085	49,934	459,544	37,617	360,843	69,271	432,209	10
41,995	111,199	35,583	105,007	30,576	166,687	17,381	32,235	8,836	31,578	36,395	219,487	31,411	235,286	41,775	100,028	11
40,402	405,613	31,681	355,094	28,681	320,769	20,673	125,777	8,371	62,358	25,839	293,832	23,282	462,121	42,877	390,271	12
11,427	40,260	13,714	62,183	49,215	292,858	1,454	4,317	284	923	14,791	90,260	32,207	190,674	11,654	54,404	13
10,535	38,701	12,476	44,583	46,353	193,264	1,151	4,056	175	867	13,188	88,240	28,803	148,677	9,115	27,462	14
447	2,063	855	4,743	3,973	22,746	50	184	6	19	871	6,498	4,371	30,462	1,169	6,765	15
9,086	44,427	10,524	56,761	43,092	266,700	968	5,222	156	998	12,987	119,966	28,526	264,640	7,592	42,381	16
5,890	20,386	8,044	32,298	32,600	148,578	403	945	73	252	10,866	77,453	25,000	217,910	5,496	19,331	17
5,513	70,724	7,016	109,501	26,077	395,399	478	4,156	65	384	7,150	89,943	17,596	379,309	5,665	69,116	18
--------	--------	--------	--------	59	191	--------	--------	--------	--------	--------	--------	--------	--------	9,107	31,593	19
--------	--------	--------	--------	27	39	--------	--------	--------	--------	--------	--------	--------	--------	5,858	9,886	20
--------	--------	--------	--------	--------	--------	--------	--------	--------	--------	--------	--------	--------	--------	104	435	21
--------	--------	--------	--------	10	15	--------	--------	--------	--------	--------	--------	--------	--------	3,309	8,393	22
--------	--------	--------	--------	14	54	--------	--------	--------	--------	--------	--------	--------	--------	2,696	5,750	23
--------	--------	--------	--------	32	146	--------	--------	--------	--------	--------	--------	--------	--------	4,340	24,956	24
5,302	13,633	3,137	9,110	1,736	7,253	13,972	39,945	5,641	17,280	4,831	20,425	399	1,932	1,514	5,469	25
4,821	14,764	2,694	8,092	1,448	4,449	12,327	53,915	5,106	38,903	3,991	23,186	318	1,503	1,186	3,039	26
149	520	108	531	146	998	450	1,783	98	593	108	507	39	239	132	809	27
3,738	15,175	1,956	8,128	1,237	6,897	11,145	62,859	4,871	38,284	3,652	25,685	274	2,621	899	4,551	28
1,618	3,622	946	2,016	722	2,148	2,952	4,777	1,556	4,090	1,500	5,110	213	1,827	608	2,047	29
2,286	15,788	1,162	8,275	699	7,867	4,465	22,506	1,963	10,004	1,343	6,909	159	2,434	646	7,520	30
1,919	3,758	727	1,742	1,800	5,736	4,869	10,504	280	552	310	560	253	503	1,768	4,462	31
1,540	3,559	620	1,424	1,503	3,893	4,068	10,750	240	872	299	876	210	496	1,567	4,486	32
59	223	15	44	72	580	83	330	3	15	2	2	18	47	73	435	33
1,061	4,016	429	1,470	1,159	5,039	3,051	11,377	190	790	206	579	130	506	1,216	5,059	34
256	498	148	378	491	1,181	493	889	16	42	16	31	60	259	317	631	35
507	2,153	186	1,887	635	5,661	947	4,596	32	117	25	59	55	569	525	3,249	36
2,781	5,752	2,268	6,043	2,303	5,854	2,569	4,907	866	2,037	768	1,871	602	1,658	1,114	2,521	37
1,937	4,154	1,618	3,822	1,346	2,676	1,596	3,450	562	2,483	510	1,510	379	1,047	643	1,284	38
35	122	43	106	27	89	23	190	13	102	7	16	18	114	28	100	39
1,155	3,760	985	3,113	725	2,184	953	2,792	399	2,436	300	1,311	259	1,231	405	1,231	40
332	728	567	1,396	235	674	140	247	84	308	98	430	124	462	129	320	41
629	3,679	609	4,716	433	2,766	324	1,273	103	842	94	526	130	1,589	228	1,240	42
26,458	73,602	14,954	48,636	20,268	89,770	37,225	105,169	118,797	394,089	62,063	251,466	11,205	51,365	12,594	42,572	43
29,218	249,210	16,928	134,694	21,907	253,029	39,940	310,583	124,301	1,533,955	64,659	697,658	12,200	140,629	13,953	135,499	44
488	2,090	302	1,439	351	2,122	815	3,612	1,358	6,988	910	5,518	461	3,307	423	2,132	45
27,204	200,340	15,482	113,634	20,879	199,361	38,060	300,695	122,694	1,359,362	63,751	659,969	11,879	157,809	13,332	132,731	46
8,971	20,504	7,714	23,277	10,378	49,662	8,161	14,600	53,718	186,258	38,497	172,203	9,055	71,329	5,367	13,020	47
10,456	82,061	6,993	78,395	9,290	117,007	11,580	58,780	49,797	378,227	29,293	258,285	6,721	141,977	6,070	56,141	48
24,936	90,601	31,464	122,747	34,085	189,505	6,391	22,101	4,669	22,347	21,029	126,887	98,277	565,151	54,304	272,863	49
24,273	107,736	31,059	139,637	31,737	167,929	6,103	29,995	4,240	44,913	19,846	181,019	89,914	632,824	43,784	198,553	50
2,967	18,589	4,424	31,376	7,438	75,228	611	6,207	919	10,682	2,812	29,837	25,455	268,915	22,549	241,422	51
23,804	212,107	30,114	264,674	33,113	467,330	5,941	62,769	4,586	93,118	20,714	337,928	97,697	1,706,871	52,211	804,947	52
20,078	119,799	27,567	180,829	30,095	299,016	3,482	11,319	3,694	33,032	19,271	209,265	91,208	1,175,089	41,201	227,016	53
18,787	492,890	24,899	738,541	25,769	936,744	3,611	62,980	2,709	55,636	13,972	344,501	73,638	2,954,908	41,299	1,134,635	54
14	40	2	5	2	12	11	55	3	15	3	11	2	27	--------	--------	55
13	45	1	1	1	1	12	95	3	18	3	13	1	2	--------	--------	56
4	18	3	79	2	115	2	7	1	7	--------	--------	2	86	--------	--------	57
15	172	3	94	2	434	11	660	6	964	3	24	3	124	--------	--------	58
2	6	1	1	2	43	2	7	2	7	--------	--------	1	30	--------	--------	59
5	40	--------	--------	2	136	3	41	1	1	1	1	1	100	--------	--------	60
7,173	15,467	5,582	13,631	7,606	22,409	4,064	8,792	1,138	2,431	1,383	3,733	2,674	8,489	13,426	40,243	61
8,329	24,025	6,427	18,082	7,813	22,039	4,210	13,806	1,231	4,925	1,592	6,396	3,251	11,576	13,731	44,133	62
248	737	239	769	590	2,467	105	295	21	83	35	139	346	1,767	2,163	10,698	63
6,378	23,936	4,944	17,401	6,426	25,659	3,442	13,030	1,027	4,935	1,297	6,715	2,636	16,204	12,313	63,015	64
1,983	4,170	2,087	4,729	2,379	4,711	639	1,079	114	229	343	1,228	1,471	7,213	5,366	11,105	65
2,251	15,172	1,985	15,207	2,400	14,394	847	4,263	163	822	328	2,271	1,233	16,873	5,512	41,328	66
10,359	20,017	8,305	18,655	9,863	26,247	6,500	12,479	3,522	6,947	4,176	9,328	3,596	10,581	21,573	53,950	67
10,714	21,076	8,022	15,143	9,117	17,804	6,335	16,029	3,745	10,126	4,854	13,733	3,981	9,956	19,548	45,005	68
268	547	291	622	290	769	178	460	54	121	90	231	426	1,746	2,396	9,172	69
7,510	19,413	5,072	11,380	6,326	16,513	5,086	17,371	3,042	9,972	4,050	13,909	3,003	11,534	15,922	54,380	70
2,237	3,247	2,278	3,734	2,883	5,205	654	880	367	657	793	1,632	1,749	5,964	7,052	12,143	71
4,206	13,714	2,852	11,522	3,906	16,948	1,670	4,231	833	2,070	1,004	2,633	1,560	11,730	9,951	50,290	72
14,932	32,618	11,665	28,421	10,297	32,565	11,283	23,976	6,805	18,058	6,570	20,809	6,584	25,400	16,992	46,162	73
17,791	45,730	13,852	32,467	10,870	30,471	11,386	33,858	7,290	37,092	7,352	29,789	7,599	27,134	17,185	43,547	74
553	3,529	574	4,093	466	3,789	340	2,482	143	1,533	212	2,653	753	6,816	1,586	10,431	75
12,113	47,642	9,013	34,459	7,173	37,254	8,525	34,783	5,925	34,571	5,955	29,875	5,760	52,669	12,421	61,851	76
4,298	11,587	4,425	11,804	3,854	15,180	1,607	3,536	1,324	5,419	2,240	10,657	4,130	27,743	5,547	13,460	77
6,220	47,574	4,851	46,483	4,096	54,655	2,750	15,063	1,024	15,016	1,863	20,927	3,331	80,158	7,435	67,547	78

STATE TABLE IV.—SPECIFIED LIVESTOCK, 1930, AND LIVESTOCK

[This table is presented in two sections, the second

	TYPE OF FARM, BY CLASS OF ANIMALS (See definitions in Introduction)	West North Central Division—Continued								South Atlantic Division	
		North Dakota		South Dakota		Nebraska		Kansas		Delaware	
		Farms reporting	Animals	Farms reporting	Animals	Farms reporting	Animals	Farms reporting	Animals	Farms reporting	Animals
		Number	*Number*	*Number*	*Number*	*Number*	*Number*	*Number*	*Number*	*Number*	*Number*
	All types:										
1	Horses and mules, excluding colts	71,863	567,774	76,662	559,527	118,219	783,779	144,171	782,188	8,403	26,508
2	Cows and heifers kept mainly for milk	66,459	479,224	66,827	487,651	106,790	575,639	131,059	668,540	6,248	30,201
3	beef	7,694	100,052	15,786	277,661	29,277	581,561	36,293	487,348	138	576
4	Other cattle, including calves	67,388	874,870	70,236	1,208,738	109,641	1,992,987	133,443	2,067,884	4,495	23,137
5	Sows and gilts	39,461	166,207	58,515	574,306	87,686	781,021	69,940	288,111	1,249	2,127
6	Other hogs, excl. pigs under 3 mos. old	33,625	219,046	42,826	925,104	73,416	1,899,053	80,272	1,238,022	4,648	18,648
	General farms:										
7	Horses and mules, excluding colts	11,635	81,363	16,288	107,421	21,195	123,076	35,812	179,148	2,790	10,106
8	Cows and heifers kept mainly for milk	11,506	92,038	15,631	121,067	20,401	117,874	33,753	177,396	2,393	12,676
9	beef	989	7,579	1,991	16,044	3,758	34,221	7,126	52,779	47	159
10	Other cattle, including calves	11,624	147,652	15,951	201,520	20,724	220,093	34,251	332,191	1,880	9,597
11	Sows and gilts	6,976	29,840	13,256	101,630	15,943	98,052	18,244	56,927	487	724
12	Other hogs, excl. pigs under 3 mos. old	5,454	34,721	9,133	132,133	13,125	216,847	19,974	211,113	1,769	7,404
	Cash-grain farms:										
13	Horses and mules, excluding colts	50,670	414,724	23,158	160,743	40,142	250,014	49,651	286,128	377	1,863
14	Cows and heifers kept mainly for milk	46,296	320,907	19,478	123,738	35,038	156,689	44,191	212,706	333	2,696
15	beef	4,955	49,028	3,497	32,756	6,273	49,221	12,668	128,520	4	68
16	Other cattle, including calves	47,012	560,757	19,992	235,114	34,761	298,889	45,259	536,122	304	2,255
17	Sows and gilts	27,647	105,264	16,979	131,437	27,373	167,118	20,600	68,410	74	168
18	Other hogs, excl. pigs under 3 mos. old	23,949	135,229	11,634	175,176	21,235	332,060	24,844	249,252	216	1,255
	Cotton farms:										
19	Horses and mules, excluding colts							53	175		
20	Cows and heifers kept mainly for milk							27	72		
21	beef							1	2		
22	Other cattle, including calves							23	71		
23	Sows and gilts							13	18		
24	Other hogs, excl. pigs under 3 mos. old							23	53		
	Crop-specialty farms:										
25	Horses and mules, excluding colts	961	6,294	1,096	7,176	2,867	17,877	1,367	7,575	377	1,188
26	Cows and heifers kept mainly for milk	838	4,167	757	4,655	2,443	10,824	1,072	3,943	207	412
27	beef	57	374	202	1,786	348	5,125	171	1,681	4	7
28	Other cattle, including calves	837	6,792	768	9,552	2,244	24,061	993	8,531	143	315
29	Sows and gilts	347	1,260	473	3,168	1,180	6,096	468	1,733	64	79
30	Other hogs, excl. pigs under 3 mos. old	379	1,800	369	4,582	1,229	14,562	621	7,263	231	875
	Fruit farms:										
31	Horses and mules, excluding colts			6	22	112	295	520	1,602	502	1,517
32	Cows and heifers kept mainly for milk			3	10	83	246	387	947	322	740
33	beef			2	21	11	40	17	82	5	6
34	Other cattle, including calves			3	27	59	229	269	1,221	161	643
35	Sows and gilts			1	1	31	153	144	619	77	113
36	Other hogs, excl. pigs under 3 mos. old					33	404	161	2,106	255	828
	Truck farms:										
37	Horses and mules, excluding colts	12	31	47	140	190	479	436	1,052	781	2,247
38	Cows and heifers kept mainly for milk	7	17	29	53	99	202	226	407	467	1,270
39	beef					6	20	5	6	10	22
40	Other cattle, including calves	4	13	23	51	49	183	123	360	296	1,071
41	Sows and gilts			6	13	33	108	39	106	83	120
42	Other hogs, excl. pigs under 3 mos. old	2	5	7	40	35	202	80	533	415	1,335
	Dairy farms:										
43	Horses and mules, excluding colts	2,028	12,303	2,241	13,733	2,088	11,696	5,734	25,554	613	2,734
44	Cows and heifers kept mainly for milk	2,157	24,379	2,359	28,907	2,406	27,429	6,378	68,421	648	7,803
45	beef	60	364	174	1,257	295	3,060	429	2,895	5	10
46	Other cattle, including calves	2,111	30,222	2,350	38,479	2,301	36,930	6,139	73,567	618	5,676
47	Sows and gilts	911	3,542	1,423	9,923	1,193	7,440	2,178	6,931	121	243
48	Other hogs, excl. pigs under 3 mos. old	808	5,117	1,078	13,794	1,103	18,691	2,565	26,585	313	1,781
	Animal-specialty farms:										
49	Horses and mules, excluding colts	3,421	29,193	22,984	169,908	42,976	306,882	32,893	203,487	36	153
50	Cows and heifers kept mainly for milk	3,127	25,869	21,225	163,933	38,521	229,193	27,986	149,946	30	203
51	beef	850	13,751	6,081	97,580	15,539	247,230	12,463	191,008	3	33
52	Other cattle, including calves	3,332	66,912	22,743	460,593	42,236	955,196	31,718	754,751	32	452
53	Sows and gilts	2,599	22,238	21,138	289,908	37,732	474,963	22,607	134,675	16	40
54	Other hogs, excl. pigs under 3 mos. old	2,052	35,128	16,334	524,414	32,588	1,240,941	24,628	645,994	21	442
	Stock ranches:										
55	Horses and mules, excluding colts	922	13,013	5,644	58,701	2,505	45,262	2,263	22,511		
56	Cows and heifers kept mainly for milk	714	5,238	3,982	32,097	1,632	13,314	1,569	8,752		
57	beef	639	27,267	3,251	122,787	2,113	226,007	1,518	93,413		
58	Other cattle, including calves	914	53,808	5,471	238,528	2,515	397,423	2,281	272,880		
59	Sows and gilts	436	2,246	3,460	26,561	1,247	9,858	1,041	6,128		
60	Other hogs, excl. pigs under 3 mos. old	452	4,271	3,036	56,692	1,273	24,077	1,353	35,671		
	Poultry farms:										
61	Horses and mules, excluding colts	88	403	277	1,041	761	2,763	4,767	17,210	1,683	3,737
62	Cows and heifers kept mainly for milk	100	447	360	1,241	970	3,051	5,021	17,552	1,158	2,392
63	beef	4	13	30	145	93	444	758	3,574	21	51
64	Other cattle, including calves	85	573	285	1,623	735	4,429	4,431	27,382	662	1,600
65	Sows and gilts	18	52	134	699	345	1,648	1,416	3,520	223	344
66	Other hogs, excl. pigs under 3 mos. old	16	97	102	892	315	4,091	1,592	12,946	867	2,570
	Self-sufficing farms:										
67	Horses and mules, excluding colts	618	2,570	1,996	16,298	1,650	5,978	4,265	13,893	556	1,208
68	Cows and heifers kept mainly for milk	491	1,364	722	1,796	1,744	4,482	3,946	9,578	346	595
69	beef	33	68	135	453	213	817	406	1,282	18	39
70	Other cattle, including calves	433	1,662	620	2,195	1,272	5,319	3,089	12,134	193	442
71	Sows and gilts	91	153	224	569	702	2,427	1,100	2,243	47	71
72	Other hogs, excl. pigs under 3 mos. old	135	320	211	855	713	4,768	1,616	7,952	263	707
	Abnormal and unclassified farms:										
73	Horses and mules, excluding colts	1,508	7,880	2,925	24,344	3,733	19,457	6,410	23,853	688	1,755
74	Cows and heifers kept mainly for milk	1,223	4,798	2,281	10,154	3,453	12,335	6,503	18,820	344	1,414
75	beef	107	1,608	423	4,332	628	15,376	731	12,106	21	181
76	Other cattle, including calves	1,036	6,479	2,030	21,056	2,745	50,235	4,867	48,674	206	1,086
77	Sows and gilts	436	1,612	1,421	10,397	1,907	13,158	2,090	6,801	57	225
78	Other hogs, excl. pigs under 3 mos. old	378	2,358	922	16,526	1,767	42,410	2,815	38,654	298	1,451

PRODUCTS, 1929, BY TYPE OF FARM, BY DIVISIONS AND STATES—Continued

section beginning on p. 43. See NOTE, bottom of p. 8]

South Atlantic Division—Continued																
Maryland		District of Columbia		Virginia		West Virginia		North Carolina		South Carolina		Georgia		Florida		
Farms reporting	Animals	Farms reporting	Animals	Farms reporting	Animals	Farms reporting	Animals	Farms reporting	Animals	Farms reporting	Animals	Farms reporting	Animals	Farms reporting	Animals	
Number	Number	Number	Number	Number	Number	Number	Number	Number	Number	Number	Number	Number	Number	Number	Number	
35,515	116,325	70	171	128,138	281,678	58,771	118,013	213,026	378,336	123,432	218,614	219,820	389,506	35,697	60,780	1
29,943	164,434	38	451	124,552	334,533	65,782	183,263	150,333	265,808	83,096	135,283	151,294	302,231	21,699	75,837	2
1,004	4,198	2	5	5,566	29,640	6,635	28,605	3,819	13,714	2,458	11,981	7,759	85,921	4,368	131,434	3
24,170	150,147	16	433	79,650	468,773	52,607	344,389	91,817	253,109	51,908	122,907	112,597	394,911	20,893	224,177	4
7,674	14,904	8	173	35,274	62,319	11,083	16,867	41,129	68,988	24,497	40,085	58,618	125,652	15,734	53,615	5
20,744	117,095	21	844	89,370	364,584	42,518	129,135	139,381	450,726	75,632	241,752	131,163	705,872	24,400	313,263	6
10,271	36,453	--------	--------	30,150	73,243	14,422	31,854	23,005	45,270	6,852	12,997	15,115	28,234	7,217	12,334	7
9,439	46,114	--------	--------	29,785	95,896	15,002	50,578	21,260	47,266	5,653	11,759	12,873	33,552	4,981	13,227	8
343	1,540	--------	--------	1,451	6,535	1,743	6,433	759	2,550	345	1,753	1,338	14,590	1,231	15,624	9
8,138	47,646	--------	--------	23,524	129,043	13,780	86,228	16,344	56,548	4,486	14,631	11,686	59,229	5,351	32,956	10
3,018	5,626	--------	--------	11,294	19,980	4,001	5,773	7,391	13,531	2,691	5,443	6,767	18,132	4,424	15,583	11
6,710	39,751	--------	--------	21,879	101,362	10,442	35,656	16,475	67,131	5,020	27,241	10,970	95,201	6,222	87,144	12
1,968	11,431	--------	--------	1,459	5,192	334	1,357	814	1,948	418	882	229	436	107	212	13
1,780	11,575	--------	--------	1,308	4,312	309	1,619	670	1,335	234	395	111	218	25	40	14
70	438	--------	--------	99	597	37	197	29	134	17	80	4	17	9	119	15
1,670	11,929	--------	--------	1,056	8,836	293	2,434	471	1,605	139	411	75	319	29	273	16
737	1,653	--------	--------	530	1,100	168	508	158	254	86	195	46	92	42	128	17
1,383	11,480	--------	--------	998	5,956	247	2,502	513	1,927	230	1,079	106	635	66	819	18
--------	--------	--------	--------	3,009	5,287	--------	--------	62,194	117,215	87,311	158,684	152,903	268,846	4,849	7,944	19
--------	--------	--------	--------	1,786	2,572	--------	--------	40,258	59,672	50,830	86,551	101,626	161,933	3,037	6,228	20
--------	--------	--------	--------	44	83	--------	--------	670	1,468	1,302	3,923	2,478	13,846	329	2,402	21
--------	--------	--------	--------	749	1,371	--------	--------	22,985	43,667	35,420	67,552	71,008	164,719	2,964	9,109	22
--------	--------	--------	--------	895	1,428	--------	--------	9,017	13,358	13,672	20,951	33,401	60,888	2,517	5,611	23
--------	--------	--------	--------	1,649	6,252	--------	--------	38,371	109,937	52,654	145,023	87,121	342,366	3,912	31,812	24
4,854	13,891	--------	--------	28,950	62,555	1,143	2,384	85,869	147,991	13,131	21,537	17,891	34,985	3,199	7,283	25
3,759	9,460	--------	--------	22,661	36,091	1,103	2,349	41,509	55,800	6,188	8,158	10,539	24,222	2,014	5,269	26
108	345	--------	--------	588	1,633	55	177	884	2,176	162	1,277	1,788	17,291	346	4,432	27
2,597	8,005	--------	--------	10,572	23,783	817	3,744	22,504	40,586	4,306	8,378	10,433	47,650	1,969	10,733	28
713	1,193	--------	--------	6,446	11,548	130	209	18,263	29,979	4,507	6,963	9,963	24,612	1,800	6,046	29
2,883	11,529	--------	--------	19,839	74,423	732	2,023	55,260	187,219	8,405	34,166	12,953	128,346	2,348	29,746	30
961	2,210	--------	--------	2,190	6,162	745	2,039	1,352	2,344	131	275	1,168	4,845	4,307	7,058	31
522	1,121	--------	--------	1,957	6,171	666	2,051	782	1,328	103	198	871	2,436	2,298	3,962	32
22	45	--------	--------	140	925	49	173	19	47	4	33	50	588	310	5,192	33
289	980	--------	--------	1,469	11,027	535	2,867	515	1,427	59	158	643	4,120	1,508	10,704	34
118	208	--------	--------	619	1,344	176	377	253	408	25	43	367	1,209	502	1,730	35
502	2,003	--------	--------	1,292	8,401	460	2,675	847	3,405	67	234	732	7,653	1,277	14,016	36
3,452	9,986	42	80	1,903	4,652	177	337	942	1,712	1,054	2,506	1,932	3,874	3,739	6,976	37
1,928	4,882	15	17	1,426	2,792	163	356	535	921	588	1,000	1,263	2,414	1,516	2,913	38
72	215	--------	--------	46	141	10	18	13	29	35	93	63	367	214	3,232	39
1,256	4,531	2	4	865	2,881	124	429	347	895	403	1,095	965	3,325	1,183	7,492	40
345	545	2	4	351	671	20	28	191	383	286	603	626	1,644	887	3,343	41
1,267	4,725	10	53	1,201	5,399	78	288	517	2,222	620	3,109	1,106	9,548	1,579	20,226	42
5,298	22,538	--------	--------	2,881	9,739	2,328	5,858	2,137	5,268	836	2,175	2,048	4,978	564	1,094	43
5,547	73,213	--------	--------	3,287	55,706	2,725	26,743	2,470	31,409	1,017	12,516	2,565	39,270	930	28,056	44
76	424	--------	--------	87	590	132	747	53	283	17	93	59	439	28	289	45
5,422	55,002	--------	--------	3,073	46,097	2,584	25,968	2,223	24,904	910	11,593	2,297	32,980	866	19,752	46
1,504	2,776	--------	--------	967	2,128	557	1,000	457	929	225	464	533	1,267	135	416	47
3,227	23,436	--------	--------	1,736	11,653	1,337	6,021	1,273	5,789	486	2,421	1,299	8,486	218	2,628	48
518	2,361	--------	--------	5,879	22,272	4,621	12,541	1,705	4,130	378	948	1,275	3,399	1,471	3,453	49
481	2,303	--------	--------	5,599	26,654	4,328	16,715	1,616	5,064	299	978	867	3,187	773	2,547	50
49	412	--------	--------	1,060	10,758	1,350	9,055	302	2,797	103	1,789	535	19,410	589	22,660	51
492	7,480	--------	--------	5,972	131,471	4,765	82,473	1,638	21,175	316	4,132	1,167	28,573	1,148	29,727	52
262	1,032	--------	--------	3,044	8,094	1,355	2,311	858	2,999	209	1,054	900	5,261	1,037	8,096	53
374	6,145	--------	--------	4,580	44,446	3,356	14,329	1,403	14,029	314	5,260	1,159	35,516	1,423	55,545	54
--------	--------	--------	--------	353	1,580	1,293	4,177	114	347	18	90	60	208	310	967	55
--------	--------	--------	--------	317	1,603	1,178	4,792	112	596	12	72	21	117	99	261	56
--------	--------	--------	--------	82	983	550	4,806	47	1,146	15	886	68	5,273	344	64,316	57
--------	--------	--------	--------	383	18,943	1,380	41,723	125	6,282	20	1,725	77	6,924	361	76,132	58
--------	--------	--------	--------	152	361	297	520	46	117	8	58	38	240	164	1,394	59
--------	--------	--------	--------	273	2,138	889	3,520	91	460	16	428	59	1,712	274	11,196	60
1,997	4,486	3	4	2,866	5,837	1,156	2,192	703	1,283	265	453	458	846	556	728	61
1,713	4,533	--------	--------	3,258	8,455	1,367	3,696	799	1,563	255	493	496	1,158	618	1,206	62
43	118	--------	--------	115	386	134	409	18	80	12	40	21	178	63	426	63
1,199	3,901	--------	--------	2,227	9,238	1,116	5,626	567	1,670	187	623	367	1,547	422	1,692	64
312	501	1	3	791	1,241	213	321	138	248	55	82	125	272	137	424	65
1,026	4,683	1	9	1,846	7,423	745	2,183	425	1,588	148	494	293	1,833	265	2,338	66
2,706	4,868	1	1	32,472	54,357	23,617	40,316	21,560	31,406	5,088	6,787	9,505	12,943	4,755	5,863	67
2,114	3,866	1	1	34,407	58,596	26,617	52,799	25,827	38,810	4,137	5,787	9,284	14,170	2,797	5,446	68
93	181	--------	--------	1,143	2,186	1,830	4,207	665	1,180	197	463	502	2,623	480	2,238	69
1,400	3,353	1	1	19,776	44,968	19,343	62,372	16,283	33,901	2,715	4,795	6,539	15,563	2,773	8,298	70
289	353	--------	--------	6,721	8,702	3,091	4,102	2,659	3,711	1,174	1,708	2,155	3,761	2,223	5,070	71
1,415	4,243	2	4	21,820	58,264	16,924	40,549	15,182	33,121	3,178	8,606	6,200	23,537	3,747	27,853	72
3,490	8,101	24	86	16,026	30,802	8,935	14,958	12,631	19,422	7,050	11,280	17,236	25,912	4,623	6,868	73
2,660	7,367	22	433	18,761	35,685	12,324	21,565	14,495	22,044	4,780	7,376	10,778	19,554	2,611	6,682	74
128	480	2	5	711	4,823	745	2,383	360	1,824	249	1,551	853	11,299	425	10,504	75
1,707	7,320	13	428	9,984	41,115	7,870	30,525	7,815	20,449	2,947	7,814	7,340	29,962	2,319	17,309	76
376	1,017	5	166	3,464	5,722	1,075	1,718	1,698	3,071	1,559	2,521	3,697	8,274	1,866	5,774	77
1,957	9,100	8	778	12,257	38,867	7,308	19,389	9,024	23,898	4,494	13,691	9,165	51,039	3,069	29,940	78

STATE TABLE IV.—SPECIFIED LIVESTOCK, 1930, AND LIVESTOCK

[This table is presented in two sections, the second

	TYPE OF FARM, BY CLASS OF ANIMALS (See definitions in Introduction)	East South Central Division								West South Central Division			
		Kentucky		Tennessee		Alabama		Mississippi		Arkansas		Louisiana	
		Farms reporting	Animals	Farms reporting	Animals	Farms reporting	Animals	Farms reporting	Animals	Farms reporting	Animals	Farms reporting	Animals
		Number	*Number*	*Number*	*Number*	*Number*	*Number*	*Number*	*Number*	*Number*	*Number*	*Number*	*Number*
	All types:												
1	Horses and mules, excluding colts	183, 159	473, 162	180, 563	471, 623	210, 871	392, 559	208, 867	463, 455	203, 680	488, 297	127, 246	309, 422
2	Cows and heifers kept mainly for milk	185, 406	474, 298	177, 119	428, 440	177, 462	332, 045	170, 599	418, 192	142, 861	338, 701	83, 280	223, 429
3	beef	7, 998	35, 914	9, 035	36, 094	4, 290	68, 939	6, 340	79, 886	4, 889	33, 782	9, 875	132, 004
4	Other cattle, including calves	129, 407	576, 098	135, 857	609, 364	133, 635	398, 539	140, 959	510, 594	115, 820	440, 107	76, 087	374, 257
5	Sows and gilts	42, 194	86, 680	45, 552	79, 654	42, 229	69, 486	42, 252	63, 892	32, 417	62, 295	33, 292	65, 598
6	Other hogs, excl. pigs under 3 mos. old	103, 503	580, 741	119, 898	618, 621	129, 641	467, 167	139, 797	416, 527	103, 522	481, 998	73, 948	411, 168
	General farms:												
7	Horses and mules, excluding colts	42, 035	117, 832	41, 659	116, 660	11, 785	22, 410	13, 021	30, 042	21, 770	59, 521	7, 601	18, 655
8	Cows and heifers kept mainly for milk	42, 478	134, 682	42, 137	116, 847	11, 075	27, 201	12, 317	45, 749	21, 173	71, 758	6, 238	21, 416
9	beef	1, 759	6, 459	2, 415	8, 369	511	5, 623	1, 009	11, 463	1, 185	7, 011	1, 376	12, 749
10	Other cattle, including calves	33, 867	150, 012	36, 227	173, 704	9, 466	39, 124	11, 799	67, 165	19, 628	104, 253	6, 430	39, 316
11	Sows and gilts	12, 028	22, 297	14, 558	24, 570	3, 817	7, 637	4, 131	7, 503	5, 341	10, 265	2, 910	7, 903
12	Other hogs, excl. pigs under 3 mos. old	24, 600	134, 675	28, 743	157, 534	8, 129	46, 809	8, 887	40, 569	12, 987	73, 379	5, 190	50, 918
	Cash-grain farms:												
13	Horses and mules, excluding colts	1, 850	7, 466	2, 647	8, 937	71	215	29	71	1, 262	5, 378	3, 560	18, 283
14	Cows and heifers kept mainly for milk	1, 574	3, 609	2, 317	4, 845	47	77	22	57	1, 065	3, 767	2, 646	9, 394
15	beef	100	394	151	666	1	1	1	21	109	1, 096	895	17, 442
16	Other cattle, including calves	1, 084	5, 549	1, 756	8, 482	33	103	15	114	950	6, 855	2, 701	27, 999
17	Sows and gilts	696	1, 845	932	1, 867	14	32	4	9	358	998	1, 539	2, 674
18	Other hogs, excl. pigs under 3 mos. old	995	11, 166	1, 647	12, 583	35	158	21	154	699	5, 949	2, 178	10, 682
	Cotton farms:												
19	Horses and mules, excluding colts	269	1, 100	46, 788	121, 689	171, 984	323, 451	168, 378	376, 756	142, 669	337, 164	89, 774	198, 660
20	Cows and heifers kept mainly for milk	292	344	39, 398	66, 377	142, 797	229, 196	134, 568	276, 019	88, 857	169, 818	56, 097	119, 094
21	beef	1	2	1, 453	3, 288	2, 499	20, 746	3, 416	28, 004	2, 105	10, 427.	4, 727	32, 227
22	Other cattle, including calves	97	291	28, 829	67, 946	105, 839	239, 314	108, 762	300, 846	69, 276	192, 306	50, 445	159, 320
23	Sows and gilts	186	310	7, 430	10, 329	32, 720	50, 910	32, 478	45, 929	20, 938	38, 478	22, 344	37, 906
24	Other hogs, excl. pigs under 3 mos. old	174	1, 014	30, 546	98, 907	105, 631	346, 241	115, 434	315, 384	71, 638	297, 339	52, 949	235, 490
	Crop-specialty farms:												
25	Horses and mules, excluding colts	49, 428	139, 751	16, 121	44, 689	2, 318	4, 435	720	1, 954	627	2, 079	5, 049	28, 221
26	Cows and heifers kept mainly for milk	48, 447	119, 992	16, 353	31, 811	1, 699	3, 462	577	1, 862	497	1, 560	3, 779	10, 427
27	beef	1, 872	8, 036	569	1, 820	57	750	59	508	15	64	465	4, 850
28	Other cattle, including calves	33, 018	134, 367	11, 305	39, 452	1, 345	4, 116	516	3, 789	407	2, 093	3, 581	17, 522
29	Sows and gilts	12, 392	23, 854	3, 827	5, 914	1, 038	2, 088	237	529	115	261	1, 931	4, 030
30	Other hogs, excl. pigs under 3 mos. old	26, 476	141, 338	11, 034	47, 188	1, 592	11, 045	433	2, 826	329	2, 051	3, 666	22, 651
	Fruit farms:												
31	Horses and mules, excluding colts	431	1, 247	953	2, 762	674	1, 294	295	557	2, 807	7, 321	4, 104	5, 902
32	Cows and heifers kept mainly for milk	389	893	831	1, 857	527	1, 075	227	619	2, 542	5, 878	2, 155	4, 449
33	beef	12	48	41	186	23	240	33	324	55	250	281	2, 311
34	Other cattle, including calves	279	1, 075	654	2, 806	465	1, 445	179	1, 113	1, 970	6, 824	1, 501	4, 729
35	Sows and gilts	101	211	147	226	187	389	64	168	308	513	446	817
36	Other hogs, excl. pigs under 3 mos. old	180	1, 447	552	2, 273	323	2, 269	118	762	946	3, 538	822	5, 463
	Truck farms:												
37	Horses and mules, excluding colts	585	1, 433	1, 215	3, 285	792	1, 511	3, 259	6, 532	899	2, 117	1, 229	2, 543
38	Cows and heifers kept mainly for milk	410	963	1, 085	2, 054	589	1, 288	2, 518	5, 914	689	1, 436	699	1, 441
39	beef	10	23	31	156	38	580	237	2, 191	22	70	48	501
40	Other cattle, including calves	228	655	774	2, 925	408	1, 622	1, 960	7, 556	525	1, 762	507	1, 646
41	Sows and gilts	50	86	163	333	80	144	448	706	104	149	167	397
42	Other hogs, excl. pigs under 3 mos. old	214	952	655	2, 253	337	1, 353	1, 859	4, 878	317	1, 010	405	2, 311
	Dairy farms:												
43	Horses and mules, excluding colts	5, 223	16, 387	4, 918	16, 964	1, 230	3, 623	2, 730	8, 559	2, 149	5, 975	1, 061	3, 270
44	Cows and heifers kept mainly for milk	5, 743	50, 884	5, 614	67, 260	1, 508	34, 306	3, 124	47, 339	2, 489	26, 747	1, 370	29, 578
45	beef	118	581	211	1, 099	44	989	80	1, 177	54	219	89	1, 483
46	Other cattle, including calves	5, 120	40, 763	5, 417	66, 710	1, 417	28, 617	3, 028	45, 163	2, 372	25, 281	1, 316	25, 725
47	Sows and gilts	1, 607	3, 201	1, 841	3, 645	288	682	726	1, 275	474	886	238	594
48	Other hogs, excl. pigs under 3 mos. old	2, 616	17, 614	2, 996	24, 610	731	4, 457	1, 653	7, 219	1, 124	6, 165	486	3, 367
	Animal-specialty farms:												
49	Horses and mules, excluding colts	10, 571	44, 664	9, 865	41, 497	851	2, 983	747	3, 048	1, 794	6, 905	794	3, 445
50	Cows and heifers kept mainly for milk	10, 001	39, 320	9, 360	37, 524	707	2, 852	569	3, 268	1, 559	7, 112	584	3, 067
51	beef	1, 517	13, 007	1, 771	13, 980	333	15, 308	385	12, 313	520	7, 703	453	16, 120
52	Other cattle, including calves	9, 849	119, 025	9, 747	130, 661	813	23, 548	763	20, 673	1, 747	33, 009	772	23, 351
53	Sows and gilts	5, 175	18, 677	5, 551	16, 226	401	1, 519	363	1, 189	717	3, 375	406	3, 600
54	Other hogs, excl. pigs under 3 mos. old	7, 363	127, 539	7, 858	137, 046	715	11, 119	550	6, 426	1, 383	29, 145	671	28, 637
	Stock ranches:												
55	Horses and mules, excluding colts	362	1, 890	38	154	209	1, 279	181	1, 242	47	269	283	2, 882
56	Cows and heifers kept mainly for milk	336	1, 594	33	175	117	749	79	523	33	171	167	1, 267
57	beef	98	1, 262	16	169	228	18, 777	194	11, 640	34	1, 412	278	30, 980
58	Other cattle, including calves	374	10, 110	47	1, 294	253	21, 390	213	14, 281	54	3, 618	334	37, 355
59	Sows and gilts	109	319	24	51	68	171	64	216	19	73	104	676
60	Other hogs, excl. pigs under 3 mos. old	210	2, 772	34	511	138	1, 361	110	1, 371	31	372	180	3, 380
	Poultry farms:												
61	Horses and mules, excluding colts	902	2, 070	1, 222	2, 833	515	946	221	413	807	1, 783	172	408
62	Cows and heifers kept mainly for milk	992	2, 257	1, 376	3, 336	588	1, 526	216	648	858	2, 447	173	505
63	beef	31	69	67	196	16	140	27	213	26	104	27	189
64	Other cattle, including calves	694	2, 445	1, 107	4, 436	432	1, 867	198	1, 026	751	3, 174	172	817
65	Sows and gilts	149	249	330	563	72	139	41	96	119	186	54	139
66	Other hogs, excl. pigs under 3 mos. old	367	1, 440	687	3, 503	233	996	107	674	286	1, 345	96	865
	Self-sufficing farms:												
67	Horses and mules, excluding colts	52, 421	97, 978	39, 476	79, 444	9, 988	14, 413	8, 162	13, 320	14, 340	30, 093	5, 897	11, 584
68	Cows and heifers kept mainly for milk	54, 095	85, 559	41, 521	66, 441	9, 614	15, 292	7, 835	15, 906	13, 493	28, 476	4, 672	11, 048
69	beef	1, 766	3, 037	1, 544	2, 934	220	775	328	1, 697	408	1, 192	592	3, 397
70	Other cattle, including calves	33, 220	73, 205	28, 825	70, 200	7, 467	15, 693	6, 598	17, 435	11, 017	32, 451	4, 272	14, 769
71	Sows and gilts	7, 219	11, 007	7, 910	11, 269	1, 951	2, 947	1, 606	2, 436	2, 230	3, 769	1, 612	3, 386
72	Other hogs, excl. pigs under 3 mos. old	29, 950	99, 313	25, 299	88, 475	6, 308	20, 761	4, 822	14, 874	8, 016	34, 495	3, 646	23, 836
	Abnormal and unclassified farms:												
73	Horses and mules, excluding colts	19, 082	41, 344	15, 661	32, 709	10, 454	15, 999	11, 124	20, 961	14, 509	29, 692	7, 722	15, 569
74	Cows and heifers kept mainly for milk	20, 739	34, 201	17, 094	29, 913	8, 134	15, 021	8, 547	20, 288	9, 606	19, 531	4, 700	11, 743
75	beef	714	2, 996	766	3, 231	320	5, 010	571	10, 335	356	4, 234	644	9, 755
76	Other cattle, including calves	11, 577	38, 601	11, 169	40, 658	5, 697	21, 700	6, 928	31, 433	7, 123	28, 481	4, 056	21, 708
77	Sows and gilts	2, 572	4, 624	2, 839	4, 661	1, 593	2, 828	2, 090	3, 836	1, 694	3, 342	1, 541	3, 476
78	Other hogs, excl. pigs under 3 mos. old	10, 358	41, 471	9, 847	43, 738	5, 469	20, 598	5, 803	21, 390	5, 766	27, 210	3, 659	23, 568

PRODUCTS, 1929, BY TYPE OF FARM, BY DIVISIONS AND STATES—Continued

section beginning on p. 43. See NOTE, bottom of p. 8]

West South Central Division—Con.				Mountain Division												
Oklahoma		Texas		Montana		Idaho		Wyoming		Colorado		New Mexico		Arizona		
Farms reporting	Animals	Farms reporting	Animals	Farms reporting	Animals	Farms reporting	Animals	Farms reporting	Animals	Farms reporting	Animals	Farms reporting	Animals	Farms reporting	Animals	
Number	*Number*	*Number*	*Number*	*Number*	*Number*	*Number*	*Number*	*Number*	*Number*	*Number*	*Number*	*Number*	*Number*	*Number*	*Number*	
175,880	758,225	414,538	1,713,629	40,960	379,376	33,960	189,091	14,125	143,696	48,579	314,285	26,573	141,595	10,393	76,820	1
152,843	588,957	325,170	1,076,287	29,196	151,014	31,396	157,580	10,064	58,318	40,025	218,933	13,905	57,391	5,545	32,978	2
14,502	267,063	39,079	1,792,259	14,324	360,212	3,947	91,095	5,021	289,589	9,658	384,272	7,925	446,947	3,278	285,099	3
139,488	1,241,556	295,255	3,734,156	34,588	779,127	29,751	373,495	11,835	476,132	38,790	851,147	16,171	550,989	6,518	377,041	4
49,578	93,043	54,698	121,356	10,599	34,039	11,418	34,694	4,063	17,417	15,703	62,763	3,023	6,809	586	2,598	5
87,363	583,790	199,709	926,718	13,421	98,483	13,047	111,978	5,172	50,158	20,562	235,756	8,833	36,003	1,272	12,690	6
34,295	153,090	29,708	114,764	5,205	38,622	6,347	28,954	2,325	16,440	7,677	45,407	3,015	13,677	759	3,477	7
32,483	149,996	27,838	119,065	4,512	25,664	6,444	35,124	1,996	12,170	7,107	42,217	2,002	10,330	566	2,787	8
3,154	28,406	4,812	57,694	1,634	17,208	728	6,377	672	8,136	1,437	16,429	948	11,379	248	2,700	9
31,265	250,751	28,182	221,539	5,002	65,758	6,310	59,659	2,200	29,304	7,119	82,149	2,325	25,487	668	7,527	10
11,019	24,277	5,991	13,602	1,673	4,668	2,596	7,218	937	3,438	3,165	10,673	605	1,209	78	270	11
19,663	139,833	16,896	96,707	2,069	14,033	2,885	23,372	1,060	8,350	3,934	34,513	1,438	5,856	200	1,322	12
20,603	107,559	11,195	64,273	16,453	131,468	6,854	51,901	1,496	9,536	7,507	50,544	2,471	13,234	161	811	13
18,629	91,959	10,517	50,279	11,843	49,508	5,630	21,732	1,679	4,502	6,320	30,067	1,740	8,178	53	234	14
3,523	38,673	1,968	54,268	4,923	47,784	719	5,031	358	4,595	1,085	12,114	438	5,969	22	159	15
18,657	188,759	10,384	134,710	13,560	157,052	5,220	38,132	1,122	12,524	6,131	57,683	1,802	17,925	63	840	16
4,928	12,142	2,856	7,976	4,729	13,360	2,450	7,516	565	2,397	3,520	14,558	493	1,012	15	19	17
8,475	60,224	5,666	44,560	5,408	30,923	2,830	24,858	644	7,650	3,865	47,538	1,122	5,127	21	101	18
76,525	314,335	300,134	1,180,521	----	----	----	----	----	----	----	----	2,413	11,096	2,127	10,976	19
63,758	182,102	227,449	590,362	----	----	----	----	----	----	----	----	1,755	3,734	1,491	4,853	20
2,903	22,257	14,424	143,681	----	----	----	----	----	----	----	----	58	857	84	868	21
52,931	237,842	196,714	823,094	----	----	----	----	----	----	----	----	922	4,493	1,048	8,056	22
13,243	23,288	35,649	62,577	----	----	----	----	----	----	----	----	141	317	94	401	23
36,226	155,258	146,538	516,047	----	----	----	----	----	----	----	----	680	1,750	212	1,970	24
2,462	11,809	2,734	10,385	3,656	29,142	9,307	46,058	2,568	17,505	12,078	75,274	3,797	17,469	499	2,543	25
1,995	6,773	2,172	5,995	2,562	10,706	8,132	32,756	2,015	8,692	9,943	43,574	2,151	7,505	368	1,200	26
167	1,759	218	2,536	721	9,271	439	3,475	343	4,558	1,214	18,488	652	6,382	48	1,015	27
1,728	12,174	1,824	9,594	2,673	28,934	7,244	43,569	1,875	19,104	8,703	83,101	2,255	17,650	301	4,655	28
579	1,454	411	946	933	3,114	3,218	9,894	622	2,063	3,421	12,810	463	956	30	54	29
1,247	9,438	1,158	5,947	1,260	8,790	3,296	26,159	872	7,077	4,902	45,870	1,254	4,748	88	459	30
539	1,803	1,520	4,437	140	371	816	2,155	2	7	1,143	2,561	312	1,160	162	494	31
449	1,232	1,351	3,133	104	415	834	2,697	4	12	943	2,283	202	493	114	211	32
29	279	85	875	3	16	26	210	1	10	32	303	35	282	15	107	33
380	1,904	841	4,771	76	587	657	3,785	4	25	603	2,656	156	897	70	356	34
114	244	108	254	23	82	169	590	----	----	170	409	28	78	9	38	35
261	1,693	345	1,674	26	188	223	1,613	----	----	280	1,609	83	441	20	146	36
433	1,242	4,706	13,622	110	530	138	331	26	85	1,619	5,326	585	1,287	333	1,316	37
324	673	3,492	8,084	79	306	88	248	16	38	846	2,032	241	411	151	567	38
8	30	195	2,055	13	64	3	7	----	----	55	702	65	284	21	112	39
226	715	2,617	11,382	59	514	64	217	14	59	548	2,888	182	517	112	924	40
46	78	304	575	17	74	15	30	2	11	171	485	40	79	10	32	41
139	604	1,357	4,648	19	138	21	123	5	17	451	2,169	248	517	44	292	42
4,450	19,489	6,489	26,580	1,947	10,960	3,516	13,361	748	4,781	3,051	16,320	531	2,808	523	2,051	43
5,029	59,150	7,844	149,907	2,104	27,504	4,103	38,375	769	10,575	3,392	42,952	608	9,033	721	16,230	44
197	1,409	366	4,883	239	1,858	191	1,219	64	633	285	3,133	62	648	40	584	45
4,833	66,602	7,558	148,075	2,079	36,035	4,010	49,806	781	13,889	3,305	54,835	594	12,102	703	18,546	46
1,207	2,810	1,007	2,142	560	1,685	1,153	2,890	259	736	801	2,306	123	275	55	150	47
2,258	16,636	2,827	15,187	765	5,822	1,432	8,813	326	2,009	1,192	7,630	225	1,267	98	1,302	48
6,857	46,523	4,857	28,494	2,357	22,653	2,174	15,897	1,378	11,967	5,022	41,034	794	4,587	292	2,321	49
5,770	32,949	3,615	19,132	1,542	8,651	1,824	11,365	1,074	6,708	4,170	24,784	413	2,107	157	971	50
2,262	60,101	2,464	79,574	1,389	26,067	818	25,379	587	15,616	1,741	53,213	446	11,460	173	6,743	51
6,575	176,045	4,831	126,041	2,247	56,928	2,109	68,348	1,285	32,714	4,549	128,009	673	16,288	268	9,095	52
3,376	15,350	1,710	13,167	946	5,073	1,030	4,449	664	4,270	2,572	15,304	190	729	75	586	53
4,944	113,450	3,172	88,485	1,138	16,032	1,145	18,647	723	12,453	3,050	62,139	384	3,657	98	3,328	54
835	11,235	14,086	151,631	6,534	105,418	1,171	16,977	3,731	66,508	4,261	49,405	5,169	50,781	3,245	36,793	55
475	3,033	8,321	38,151	3,570	18,910	613	3,964	1,945	11,747	2,437	15,498	1,541	6,850	437	1,541	56
684	96,917	10,531	1,389,228	4,676	250,757	672	46,362	2,652	251,417	3,063	267,035	3,320	390,785	2,003	231,745	57
902	203,883	14,487	2,079,819	6,126	412,871	1,006	92,579	3,431	358,187	4,000	386,244	3,727	427,111	1,788	265,060	58
272	1,508	2,295	10,041	1,317	4,721	266	898	791	3,768	909	3,289	356	1,047	95	317	59
452	9,782	5,819	72,746	1,998	17,963	353	3,519	1,096	10,069	1,458	12,963	1,028	6,028	194	1,533	60
2,066	7,333	3,873	13,041	234	877	489	1,542	140	674	717	2,363	160	541	224	600	61
2,305	7,824	4,065	14,771	220	716	587	2,227	127	452	833	2,435	157	564	328	900	62
202	1,279	677	6,409	25	144	25	127	20	115	50	289	21	135	41	305	63
2,053	12,428	3,857	25,461	202	1,242	507	2,864	117	886	633	3,283	142	907	256	1,471	64
331	660	470	895	19	35	71	135	13	34	89	210	18	46	11	30	65
700	4,024	1,738	7,252	31	140	80	317	28	140	157	804	40	142	23	103	66
12,728	38,530	10,620	26,672	1,190	6,315	913	2,734	463	2,409	1,305	4,617	3,287	9,508	530	2,329	67
10,408	23,735	10,042	24,656	795	1,907	885	1,970	288	784	970	2,226	1,201	2,497	306	637	68
552	2,450	1,174	6,667	224	1,113	101	396	88	344	152	773	930	5,133	161	1,059	69
8,539	30,212	9,044	35,518	792	3,500	752	2,735	284	1,414	789	3,311	1,465	6,244	346	1,769	70
3,029	5,358	1,568	3,507	85	160	110	170	59	126	170	284	254	389	30	56	71
6,633	30,269	5,442	26,576	196	555	212	560	115	408	409	1,233	1,217	2,409	86	223	72
14,087	45,277	24,616	79,209	3,134	33,020	2,235	9,181	1,248	13,784	4,199	21,374	4,039	15,447	1,538	13,109	73
11,218	29,531	18,464	52,662	1,865	6,727	2,256	7,122	751	2,638	3,064	10,865	1,864	5,689	853	2,847	74
731	13,503	2,165	44,389	477	5,930	225	2,512	236	4,165	544	11,793	950	13,633	422	39,702	75
8,399	60,241	14,916	114,152	1,772	15,706	1,872	11,801	722	8,026	2,410	46,988	1,928	21,368	895	58,742	76
2,434	5,874	2,329	5,674	297	1,067	340	904	151	574	715	3,035	312	672	84	645	77
6,365	42,579	8,751	46,889	511	3,899	570	3,997	303	1,985	1,164	19,288	1,114	4,061	188	1,911	78

STATE TABLE IV.—SPECIFIED LIVESTOCK, 1930, AND LIVESTOCK PRODUCTS, 1929, BY TYPE OF FARM, BY DIVISIONS AND STATES—Continued

[This table is presented in two sections, the second section beginning on p. 43. See NOTE, bottom of p. 8]

	TYPE OF FARM, BY CLASS OF ANIMALS (See definitions in Introduction)	MOUNTAIN DIVISION—Continued				PACIFIC DIVISION					
		UTAH		NEVADA		WASHINGTON		OREGON		CALIFORNIA	
		Farms reporting	Animals	Farms reporting	Animals	Farms reporting	Animals	Farms reporting	Animals	Farms reporting	Animals
		Number	*Number*	*Number*	*Number*	*Number*	*Number*	*Number*	*Number*	*Number*	*Number*
	All types:										
1	Horses and mules, excluding colts	20,193	81,754	2,769	34,757	40,690	189,843	36,370	168,710	67,749	249,642
2	Cows and heifers kept mainly for milk	20,174	95,689	1,973	17,658	47,013	243,869	39,224	206,404	51,097	573,847
3	beef	3,567	97,233	962	104,815	3,625	43,850	4,225	146,233	6,150	326,910
4	Other cattle, including calves	18,351	248,728	2,352	186,009	41,050	337,018	35,133	452,483	41,820	1,202,504
5	Sows and gilts	3,682	7,110	598	2,382	7,106	19,026	7,992	21,900	7,152	56,129
6	Other hogs, excl. pigs under 3 mos. old	8,629	33,547	1,052	11,491	11,414	84,464	12,484	98,654	13,803	372,025
	General farms:										
7	Horses and mules, excluding colts	4,672	16,713	350	1,879	5,065	15,531	7,759	24,352	3,181	11,475
8	Cows and heifers kept mainly for milk	4,884	23,268	336	2,731	5,977	25,971	8,692	38,700	3,309	19,141
9	beef	837	8,410	93	1,357	540	3,450	570	5,206	456	4,816
10	Other cattle, including calves	4,644	40,643	343	6,377	5,490	40,732	7,990	55,521	3,028	35,655
11	Sows and gilts	1,159	2,048	105	362	1,161	2,428	2,384	5,175	696	2,766
12	Other hogs, excl. pigs under 3 mos. old	2,422	9,676	162	1,677	1,842	10,777	3,238	23,946	1,223	17,545
	Cash-grain farms:										
13	Horses and mules, excluding colts	1,330	6,825	27	137	7,581	93,156	4,219	37,753	2,645	16,976
14	Cows and heifers kept mainly for milk	1,103	3,824	18	71	6,779	22,946	3,837	15,940	2,160	9,915
15	beef	121	962	1	22	1,003	8,850	530	6,355	397	6,564
16	Other cattle, including calves	922	6,288	15	116	6,297	47,506	3,625	30,292	1,909	27,791
17	Sows and gilts	243	537	7	24	2,370	7,135	1,293	4,190	629	4,543
18	Other hogs, excl. pigs under 3 mos. old	480	1,909	6	34	2,955	26,578	1,698	17,587	951	30,711
	Cotton farms:										
19	Horses and mules, excluding colts	----	----	----	----	----	----	----	----	2,235	9,385
20	Cows and heifers kept mainly for milk	----	----	----	----	----	----	----	----	1,370	5,262
21	beef	----	----	----	----	----	----	----	----	20	210
22	Other cattle, including calves	----	----	----	----	----	----	----	----	726	5,957
23	Sows and gilts	----	----	----	----	----	----	----	----	108	636
24	Other hogs, excl. pigs under 3 mos. old	----	----	----	----	----	----	----	----	227	3,993
	Crop-specialty farms:										
25	Horses and mules, excluding colts	3,260	12,091	539	4,091	2,826	11,144	2,252	11,115	6,259	28,774
26	Cows and heifers kept mainly for milk	2,853	11,228	321	1,762	2,335	8,846	1,854	7,407	3,863	18,353
27	beef	239	1,941	91	1,095	147	1,105	213	3,608	223	3,612
28	Other cattle, including calves	2,476	16,687	335	4,295	1,958	11,954	1,626	14,737	2,669	27,243
29	Sows and gilts	526	996	89	365	586	1,501	413	1,157	410	2,012
30	Other hogs, excl. pigs under 3 mos. old	1,210	4,524	149	1,626	709	4,832	641	4,488	996	11,624
	Fruit farms:										
31	Horses and mules, excluding colts	611	1,259	12	40	4,414	8,485	3,622	7,783	21,126	53,076
32	Cows and heifers kept mainly for milk	636	1,670	8	15	3,991	7,877	3,627	8,522	11,728	27,380
33	beef	14	89	1	8	136	717	140	726	495	6,327
34	Other cattle, including calves	463	1,884	7	22	2,373	7,409	2,543	9,349	6,522	41,020
35	Sows and gilts	68	124	1	1	331	735	395	828	899	4,055
36	Other hogs, excl. pigs under 3 mos. old	216	636	2	3	706	3,773	750	4,152	2,341	26,341
	Truck farms:										
37	Horses and mules, excluding colts	528	1,270	26	93	791	1,488	580	1,160	4,594	14,262
38	Cows and heifers kept mainly for milk	387	1,041	21	73	381	876	372	707	1,338	3,716
39	beef	14	36	1	2	17	30	10	42	48	756
40	Other cattle, including calves	293	1,131	14	107	241	772	226	690	701	6,427
41	Sows and gilts	52	74	3	12	34	51	27	49	100	1,147
42	Other hogs, excl. pigs under 3 mos. old	127	357	13	150	87	336	86	349	477	5,926
	Dairy farms:										
43	Horses and mules, excluding colts	2,870	9,666	428	2,308	9,200	22,605	6,529	19,284	12,080	43,425
44	Cows and heifers kept mainly for milk	3,318	30,134	487	7,987	12,368	133,410	7,970	94,615	14,851	427,683
45	beef	196	1,205	31	627	381	2,325	239	2,195	342	3,716
46	Other cattle, including calves	3,180	35,621	482	12,256	11,968	128,438	7,703	96,291	14,325	371,198
47	Sows and gilts	530	926	176	589	1,325	2,742	1,643	3,783	1,881	7,189
48	Other hogs, excl. pigs under 3 mos. old	1,195	4,158	264	2,882	2,528	13,305	2,672	17,156	3,329	40,091
	Animal-specialty farms:										
49	Horses and mules, excluding colts	1,924	9,153	119	850	1,039	5,165	1,595	8,362	1,583	7,648
50	Cows and heifers kept mainly for milk	1,623	8,021	92	826	879	4,856	1,388	7,399	1,265	8,099
51	beef	837	18,051	65	3,034	434	9,565	518	12,491	503	14,421
52	Other cattle, including calves	1,809	43,179	121	5,323	1,042	24,838	1,558	31,100	1,422	44,268
53	Sows and gilts	449	944	41	237	339	1,600	658	2,817	843	11,290
54	Other hogs, excl. pigs under 3 mos. old	947	5,129	61	1,017	493	8,850	819	14,619	1,073	70,790
	Stock ranches:										
55	Horses and mules, excluding colts	1,937	16,053	750	21,490	565	6,266	2,398	36,611	4,072	35,506
56	Cows and heifers kept mainly for milk	1,299	6,528	367	2,949	330	1,978	1,399	7,885	2,125	15,938
57	beef	991	63,989	564	96,150	327	13,051	1,425	109,757	2,870	275,066
58	Other cattle, including calves	1,597	90,602	699	151,546	498	32,883	2,163	181,730	4,084	570,673
59	Sows and gilts	279	672	146	692	114	352	465	1,264	781	5,321
60	Other hogs, excl. pigs under 3 mos. old	747	3,580	293	3,163	166	1,451	807	6,265	1,287	37,941
	Poultry farms:										
61	Horses and mules, excluding colts	739	1,917	116	333	3,158	5,630	1,578	3,367	3,867	6,864
62	Cows and heifers kept mainly for milk	1,110	3,244	127	546	5,165	15,566	2,159	6,141	4,055	12,357
63	beef	74	385	8	35	124	523	51	297	133	781
64	Other cattle, including calves	807	4,013	107	656	4,177	16,195	1,644	6,628	2,509	12,221
65	Sows and gilts	93	168	13	33	234	424	156	281	209	583
66	Other hogs, excl. pigs under 3 mos. old	250	777	22	124	485	2,028	299	1,290	495	3,740
	Self-sufficing farms:										
67	Horses and mules, excluding colts	650	1,862	98	524	1,728	3,986	1,868	4,282	1,204	2,674
68	Cows and heifers kept mainly for milk	707	1,586	41	83	2,239	4,379	2,359	4,835	1,068	2,041
69	beef	57	186	31	247	162	631	155	668	171	639
70	Other cattle, including calves	540	1,816	63	293	1,828	5,680	1,811	5,953	867	3,537
71	Sows and gilts	86	131	5	7	141	195	154	219	133	329
72	Other hogs, excl. pigs under 3 mos. old	292	596	18	40	395	1,027	439	1,276	354	1,822
	Abnormal and unclassified farms:										
73	Horses and mules, excluding colts	1,672	4,945	304	3,012	4,323	11,387	3,970	14,641	4,903	19,577
74	Cows and heifers kept mainly for milk	2,254	5,145	155	615	6,569	17,164	5,567	14,253	3,965	23,962
75	beef	187	1,979	76	2,238	354	3,603	374	4,858	492	10,002
76	Other cattle, including calves	1,620	6,864	166	5,018	5,178	20,611	4,244	20,192	3,067	56,514
77	Sows and gilts	192	490	12	60	471	1,863	404	2,137	463	16,258
78	Other hogs, excl. pigs under 3 mos. old	743	2,205	62	745	1,048	11,507	1,035	7,526	1,050	121,501

STATE TABLE IV.—SPECIFIED LIVESTOCK, 1930, AND LIVESTOCK PRODUCTS, 1929, BY TYPE OF FARM, BY DIVISIONS AND STATES—Continued

[This table is presented in two sections, the first section beginning on p. 34. See NOTE, bottom of p. 8]

	TYPE OF FARM, BY CLASS OF ANIMALS (See definitions in Introduction)		UNITED STATES	GEOGRAPHIC DIVISIONS						
				NEW ENGLAND	MIDDLE ATLANTIC	EAST NORTH CENTRAL	WEST NORTH CENTRAL	SOUTH ATLANTIC	EAST SOUTH CENTRAL	WEST SOUTH CENTRAL
	SPECIFIED ITEMS, BY TWO TYPES OF FARMS									
1	Steers, 2 years old and over, on	Ranches ... number	1,368,386	----------	303	612	202,637	53,255	12,016	507,523
2		All other farms ... number	2,383,225	12,014	57,984	312,061	1,173,853	207,913	165,637	216,986
3	Sheep, excluding lambs, on	Ranches ... number	23,504,774	----------	2,050	6,608	588,274	121,778	29,638	4,641,309
4		Reporting ... number	29,622	----------	19	29	1,996	1,608	365	7,055
5		All other farms ... number	18,275,372	151,803	853,074	4,483,280	4,552,226	1,196,307	1,297,743	995,863
6		Reporting ... number	520,234	8,624	29,038	169,978	148,280	50,210	49,002	21,712
7	All cows milked on	Dairy farms ... number	7,459,343	515,311	1,550,108	2,587,849	1,163,780	285,050	208,755	262,662
8		Reporting ... number	604,714	39,822	118,137	235,320	106,088	19,644	16,476	17,168
9		All other farms ... number	13,664,878	192,907	612,827	2,502,516	4,807,337	1,220,318	1,420,873	1,850,193
10		Reporting ... number	4,010,815	56,198	165,847	609,790	878,764	628,314	704,627	708,169
11	Of beef or dual-purpose breeding on	Dairy farms ... number	342,532	9,335	46,265	96,846	97,908	12,472	7,279	14,977
12		Reporting ... number	44,583	1,572	7,207	14,348	11,830	1,473	929	1,521
13		All other farms ... number	3,029,065	9,212	43,038	369,069	1,765,761	138,886	113,620	284,735
14		Reporting ... number	721,037	3,026	13,715	94,239	331,945	59,404	52,971	95,887
15	Milk produced on	Dairy farms ... gallons	4,948,734,579	320,853,628	1,047,838,781	1,759,020,476	723,154,696	172,365,480	106,325,482	145,346,281
16		Reporting ... number	604,714	39,822	118,137	235,320	106,088	19,644	16,476	17,168
17		Per cow ... gallons	663	623	676	680	621	605	509	553
18		All other farms ... gallons	6,103,288,778	94,450,339	314,388,279	1,224,747,283	2,196,781,850	472,515,210	540,281,081	703,470,827
19		Reporting ... number	4,010,815	56,198	165,847	609,790	878,764	628,314	704,627	708,169
20		Per cow ... gallons	447	490	513	489	457	387	380	380
21	Whole milk sold on	Dairy farms ... gallons	3,509,196,305	263,443,136	963,807,888	1,299,157,509	204,218,640	141,865,058	76,621,587	99,765,457
22		All other farms ... gallons	946,442,462	36,706,302	159,177,664	373,838,308	123,576,077	50,667,790	51,004,961	35,909,336
23	Cream sold as butterfat on	Dairy farms ... pounds	343,082,181	8,841,006	5,037,851	109,907,787	144,699,121	2,841,374	5,232,369	8,007,788
24		All other farms ... pounds	836,823,693	2,919,562	7,508,494	173,867,584	458,175,586	14,398,141	33,940,394	63,518,374
25	Chickens over 3 months old, Apr. 1, 1930, on	Poultry farms ... number	55,525,359	3,111,374	9,835,507	7,924,911	6,763,934	4,469,024	842,285	2,285,935
26		Reporting ... number	163,751	9,764	25,923	36,303	31,552	14,614	4,068	9,393
27		All other farms ... number	323,352,922	3,770,810	21,661,525	69,758,829	111,497,349	28,953,385	27,774,766	40,968,087
28		Reporting ... number	5,208,846	81,140	284,663	844,938	993,939	893,573	882,101	897,873
90	Chicken eggs produced on	Poultry farms ... dozens	556,853,976	32,386,650	97,270,987	77,432,364	64,109,055	41,182,487	8,558,431	23,116,572
		Per chicken on hand ... dozens	10.0	10.4	9.9	9.8	9.5	9.2	10.2	10.1
31		All other farms ... dozens	2,132,865,182	30,716,238	156,236,103	465,829,084	713,919,032	181,274,635	167,722,628	273,343,209
32		Per chicken on hand ... dozens	6.6	8.1	7.2	6.7	6.4	6.3	6.0	6.7

	TYPE OF FARM, BY CLASS OF ANIMALS (See definitions in Introduction)		GEOGRAPHIC DIVISIONS—Continued		NEW ENGLAND DIVISION					
			MOUNTAIN	PACIFIC	MAINE	NEW HAMPSHIRE	VERMONT	MASSACHUSETTS	RHODE ISLAND	CONNECTICUT
	SPECIFIED ITEMS, BY TWO TYPES OF FARMS									
1	Steers, 2 years old and over, on	Ranches ... number	366,362	225,678	----------	----------	----------	----------	----------	----------
2		All other farms ... number	159,026	77,751	4,635	2,163	2,057	1,689	175	1,295
3	Sheep, excluding lambs, on	Ranches ... number	14,234,550	3,880,567	----------	----------	----------	----------	----------	----------
4		Reporting ... number	14,375	4,175	----------	----------	----------	----------	----------	----------
5		All other farms ... number	3,279,133	1,465,943	76,438	16,128	39,324	9,111	1,849	8,953
6		Reporting ... number	25,861	17,529	5,117	882	1,738	431	100	356
7	All cows milked on	Dairy farms ... number	196,361	689,467	56,846	48,639	221,850	98,138	16,698	73,140
8		Reporting ... number	16,007	36,052	6,596	4,332	14,425	7,782	1,183	5,504
9		All other farms ... number	664,975	392,932	74,580	23,025	33,922	32,499	3,837	25,044
10		Reporting ... number	151,929	107,177	23,831	6,982	7,162	9,489	1,193	7,541
11	Of beef or dual-purpose breeding on	Dairy farms ... number	24,779	32,671	1,655	1,133	1,055	4,261	173	1,058
12		Reporting ... number	2,878	2,825	286	213	289	542	50	192
13		All other farms ... number	248,793	55,951	4,620	1,344	529	1,869	193	657
14		Reporting ... number	55,566	14,284	1,589	422	144	582	70	219
15	Milk produced on	Dairy farms ... gallons	136,482,897	537,346,858	34,845,794	29,944,370	124,129,123	67,779,885	12,778,157	51,376,299
16		Reporting ... number	16,007	36,052	6,596	4,332	14,425	7,782	1,183	5,504
17		Per cow ... gallons	695	779	613	616	560	691	765	702
18		All other farms ... gallons	332,990,070	223,663,839	36,255,008	10,735,209	14,946,431	17,640,990	2,111,631	12,761,070
19		Reporting ... number	151,929	107,177	23,831	6,982	7,162	9,489	1,193	7,541
20		Per cow ... gallons	501	569	486	466	441	543	550	510
21	Whole milk sold on	Dairy farms ... gallons	76,184,149	384,132,881	20,676,139	25,322,691	94,686,812	62,104,602	12,188,607	48,464,285
22		All other farms ... gallons	59,003,113	56,558,911	7,383,720	4,079,897	5,957,634	11,270,338	1,333,191	6,681,522
23	Cream sold as butterfat on	Dairy farms ... pounds	15,593,367	42,921,518	1,748,706	264,194	6,607,529	145,111	9,530	65,936
24		All other farms ... pounds	50,817,513	31,678,045	1,420,236	163,256	1,139,187	164,903	66	31,914
25	Chickens over 3 months old, Apr. 1, 1930, on	Poultry farms ... number	2,248,717	18,043,672	485,414	508,241	109,616	1,088,419	137,648	782,036
26		Reporting ... number	5,721	26,413	2,031	1,558	442	3,255	455	2,023
27		All other farms ... number	10,123,886	8,844,285	965,621	406,395	639,587	837,433	167,085	754,689
28		Reporting ... number	176,040	154,579	25,311	8,893	18,235	14,823	2,129	11,749
29	Chicken eggs produced on	Poultry farms ... dozens	22,973,110	189,824,320	5,361,105	5,314,278	1,169,813	11,353,804	1,269,170	7,918,480
30		Per chicken on hand ... dozens	10.2	10.5	11.0	10.5	10.7	10.4	9.2	10.1
31		All other farms ... dozens	74,455,484	69,368,769	8,376,472	3,222,341	5,509,938	6,748,520	1,199,536	5,659,431
32		Per chicken on hand ... dozens	7.4	7.8	8.7	7.9	8.6	8.1	7.2	7.5

STATE TABLE IV.—SPECIFIED LIVESTOCK, 1930, AND LIVESTOCK

[This table is presented in two sections, the first

	TYPE OF FARM, BY CLASS OF ANIMALS (See definitions in Introduction)		MIDDLE ATLANTIC DIVISION			EAST NORTH CENTRAL DIVISION				
			NEW YORK	NEW JERSEY	PENNSYLVANIA	OHIO	INDIANA	ILLINOIS	MICHIGAN	WISCONSIN
	SPECIFIED ITEMS, BY TWO TYPES OF FARMS									
1	Steers, 2 years old and over, on	Ranches ... number			303	67	42	100	348	55
2		All other farms ... number	9,604	561	47,819	68,058	49,141	114,300	41,933	38,629
3	Sheep, excluding lambs, on	Ranches ... number			2,050	1,649	61	190	3,758	950
4		Reporting ... number			19	13	1	1	12	2
5		All other farms ... number	426,610	6,722	419,742	1,820,191	668,413	566,513	1,017,209	410,954
6		Reporting ... number	13,677	348	15,013	55,756	33,513	30,400	31,010	19,299
7	All cows milked on	Dairy farms ... number	1,006,820	80,740	462,548	262,743	143,928	265,259	328,969	1,586,950
8		Reporting ... number	68,010	4,769	45,358	29,774	17,303	22,263	40,679	125,301
9		All other farms ... number	236,241	31,044	345,542	585,435	518,432	698,623	417,135	282,891
10		Reporting ... number	62,132	9,389	94,326	157,998	138,894	168,598	100,711	43,589
11	Of beef or dual-purpose breeding on	Dairy farms ... number	23,880	2,006	20,379	10,486	6,866	15,851	18,970	44,673
12		Reporting ... number	3,490	293	3,424	1,892	1,302	1,830	3,369	5,955
13		All other farms ... number	13,633	1,276	28,129	68,623	69,636	147,322	48,063	35,425
14		Reporting ... number	4,322	466	8,927	20,272	20,025	36,750	12,378	4,814
15	Milk produced on	Dairy farms ... gallons	674,929,612	64,375,166	308,534,003	172,018,566	89,063,691	185,048,523	221,719,157	1,091,170,539
16		Reporting ... number	68,010	4,769	45,358	29,774	17,303	22,263	40,679	125,301
17		Per cow ... gallons	670	797	667	655	619	698	674	688
18		All other farms ... gallons	125,594,367	17,397,374	171,396,538	282,093,186	243,119,099	321,325,549	228,037,132	150,167,317
19		Reporting ... number	62,132	9,389	94,326	157,998	138,894	168,598	100,711	43,589
20		Per cow ... gallons	532	560	496	482	469	460	547	531
21	Whole milk sold on	Dairy farms ... gallons	625,031,105	62,152,034	276,624,749	142,806,372	65,676,676	159,741,408	144,990,938	785,942,115
22		All other farms ... gallons	57,473,226	11,613,316	90,091,122	84,345,049	77,043,418	78,545,061	76,419,601	57,485,170
23	Cream sold as butterfat on	Dairy farms ... pounds	2,294,248	8,264	2,735,339	4,899,579	5,276,959	4,489,627	17,038,437	78,203,185
24		All other farms ... pounds	3,908,241	15,392	3,584,861	40,783,311	35,978,665	46,141,529	29,675,059	21,289,020
25	Chickens over 3 months old, Apr. 1, 1930, on	Poultry farms ... number	3,569,773	2,613,579	3,652,155	2,485,441	1,550,663	1,904,770	1,478,730	505,307
26		Reporting ... number	9,280	4,786	11,857	10,726	7,970	9,722	5,984	1,901
27		All other farms ... number	8,384,089	1,483,077	11,794,359	15,514,509	12,531,978	20,177,132	8,900,984	12,634,226
28		Reporting ... number	123,806	15,843	145,014	189,351	159,076	192,588	140,270	163,653
29	Chicken eggs produced on	Poultry farms ... dozens	35,621,245	25,631,106	36,018,636	25,210,749	15,517,036	16,333,242	15,189,296	5,182,041
30		Per chicken on hand ... dozens	10.0	9.8	9.9	10.1	10.0	8.6	10.3	10.3
31		All other farms ... dozens	62,305,469	10,325,207	83,605,427	110,779,585	88,022,880	120,496,317	62,212,267	84,318,035
32		Per chicken on hand ... dozens	7.4	7.0	7.1	7.1	7.0	6.0	7.0	6.7

	TYPE OF FARM, BY CLASS OF ANIMALS (See definitions in Introduction)		SOUTH ATLANTIC DIVISION—Continued			EAST SOUTH CENTRAL DIVISION				WEST SOUTH CENTRAL DIVISION	
			SOUTH CAROLINA	GEORGIA	FLORIDA	KENTUCKY	TENNESSEE	ALABAMA	MISSISSIPPI	ARKANSAS	LOUISIANA
	SPECIFIED ITEMS, BY TWO TYPES OF FARMS										
1	Steers, 2 years old and over, on	Ranches ... number	278	1,499	16,724	3,862	516	4,046	3,592	1,291	6,768
2		All other farms ... number	4,006	19,040	13,287	60,276	67,032	18,795	19,534	27,156	20,657
3	Sheep, excluding lambs, on	Ranches ... number	605	955	13,074	24,356	1,093	1,750	2,439	898	49,370
4		Reporting ... number	7	15	29	280	24	32	29	10	95
5		All other farms ... number	11,764	34,005	25,675	814,121	352,664	48,824	82,134	50,764	78,851
6		Reporting ... number	824	1,510	338	30,052	15,418	1,416	2,116	3,071	2,477
7	All cows milked on	Dairy farms ... number	13,217	40,695	27,961	54,654	72,639	34,578	46,884	27,159	28,622
8		Reporting ... number	1,052	2,618	952	5,901	5,826	1,541	3,208	2,525	1,393
9		All other farms ... number	117,989	258,599	46,005	433,908	369,424	280,722	336,819	298,898	160,277
10		Reporting ... number	81,542	152,346	21,661	184,159	178,102	178,082	164,284	142,302	80,716
11	Of beef or dual-purpose breeding on	Dairy farms ... number	808	1,081	1,920	1,527	2,625	1,615	1,512	1,285	2,415
12		Reporting ... number	75	141	116	290	367	111	161	190	186
13		All other farms ... number	6,918	24,306	10,858	36,089	30,528	19,699	27,304	35,230	32,204
14		Reporting ... number	4,539	11,519	4,533	15,991	14,406	10,468	12,106	15,277	15,270
15	Milk produced on	Dairy farms ... gallons	7,765,233	21,996,182	14,219,707	30,829,316	37,462,436	16,994,534	21,039,196	14,715,010	13,795,536
16		Reporting ... number	1,052	2,618	952	5,901	5,826	1,541	3,208	2,525	1,393
17		Per cow ... gallons	588	541	509	564	516	491	449	542	482
18		All other farms ... gallons	44,760,287	91,643,350	12,064,237	179,794,681	144,327,255	106,554,072	109,605,073	113,853,642	44,494,103
19		Reporting ... number	81,542	152,346	21,661	184,159	178,102	178,082	164,284	142,302	80,716
20		Per cow ... gallons	379	354	262	414	391	380	325	381	278
21	Whole milk sold on	Dairy farms ... gallons	5,966,918	14,552,197	12,854,135	20,910,745	26,951,466	12,879,196	15,880,180	8,102,295	12,221,573
22		All other farms ... gallons	1,706,571	3,405,428	1,774,362	18,001,899	16,656,702	3,880,679	12,465,681	5,242,960	2,514,145
23	Cream sold as butterfat on	Dairy farms ... pounds	74,654	737,401	48,180	2,081,053	1,881,976	440,266	829,074	1,337,174	152,455
24		All other farms ... pounds	407,008	2,305,740	58,915	20,555,178	8,237,723	1,368,126	3,779,367	7,627,760	562,711
25	Chickens over 3 months old, Apr. 1, 1930, on	Poultry farms ... number	112,538	267,138	612,811	176,469	297,428	249,661	118,727	217,778	82,762
26		Reporting ... number	392	715	1,739	1,261	1,730	743	334	1,026	273
27		All other farms ... number	2,944,599	5,105,909	1,336,812	8,743,214	8,590,677	5,178,407	5,262,468	5,906,672	4,050,392
28		Reporting ... number	132,489	213,103	38,884	214,166	214,953	220,861	232,121	193,991	128,181
29	Chicken eggs produced on	Poultry farms ... dozens	1,105,539	2,516,884	6,064,096	1,728,673	3,054,376	2,663,777	1,111,605	2,252,101	673,128
30		Per chicken on hand ... dozens	9.8	9.4	9.9	9.8	10.3	10.7	9.4	10.3	8.1
31		All other farms ... dozens	14,801,946	28,016,791	8,360,072	52,231,928	54,265,425	31,900,895	29,324,380	36,877,548	21,788,544
32		Per chicken on hand ... dozens	5.0	5.5	6.3	6.0	6.3	6.2	5.6	6.2	5.4

PRODUCTS, 1929, BY TYPE OF FARM, BY DIVISIONS AND STATES—Continued

section beginning on p. 34. See NOTE, bottom of p. 8]

West North Central Division							South Atlantic Division						
MINNESOTA	IOWA	MISSOURI	NORTH DAKOTA	SOUTH DAKOTA	NEBRASKA	KANSAS	DELAWARE	MARYLAND	DIST. OF COLUMBIA	VIRGINIA	WEST VIRGINIA	NORTH CAROLINA	
----------	4	----------	10,037	29,120	71,261	92,215	----------	----------	----------	10,318	21,571	2,865	1
81,337	319,756	216,594	50,218	83,465	185,922	236,561	509	9,207	3	90,215	56,269	15,377	2
645	----------	----------	93,770	438,435	31,009	24,415	----------	----------	----------	31,133	71,347	4,664	3
4	----------	----------	314	1,282	233	163	----------	----------	----------	336	1,139	82	4
700,706	1,006,288	1,033,655	641,645	499,411	331,172	339,349	3,405	107,110	6	429,208	505,400	79,734	5
28,676	38,034	41,846	12,558	11,424	6,043	9,699	139	4,205	3	17,287	20,224	5,680	6
714,699	149,438	142,109	24,816	29,428	29,671	73,619	8,095	75,850	----------	56,498	28,975	33,759	7
65,401	12,603	14,286	2,190	2,435	2,535	6,638	666	5,652	----------	3,357	2,822	2,525	8
741,068	1,148,476	759,336	452,321	464,106	591,785	650,245	21,962	90,801	464	281,364	168,520	234,614	9
104,916	185,713	203,833	66,427	68,646	112,900	136,329	5,669	25,073	38	125,096	66,805	150,084	10
39,272	21,911	6,561	5,410	8,308	8,356	8,090	252	2,061	----------	2,911	2,239	1,200	11
4,722	2,535	1,118	592	843	910	1,110	32	266	----------	288	413	142	12
166,541	432,742	195,560	170,107	235,862	307,963	256,986	712	5,536	4	38,429	38,101	14,022	13
23,031	76,853	55,627	26,454	36,168	58,745	55,067	289	1,733	2	14,021	14,593	8,175	14
451,170,310	91,730,046	81,749,365	15,466,754	18,019,156	19,600,207	45,418,858	5,113,142	49,285,329	----------	36,432,990	17,595,909	19,956,988	15
65,401	12,603	14,286	2,190	2,435	2,535	6,638	666	5,652	----------	3,357	2,822	2,525	16
631	614	575	623	612	661	617	632	650	----------	645	607	591	17
374,271,173	555,494,191	287,384,671	212,352,657	213,167,588	273,337,606	280,773,964	9,643,586	38,500,380	503,619	109,091,678	66,272,556	100,035,517	18
104,916	185,713	203,833	66,427	68,646	112,900	136,329	5,669	25,073	38	125,096	66,805	150,084	19
505	484	378	469	459	462	432	439	424	1,085	388	393	426	20
80,603,080	30,425,990	43,950,068	4,076,837	5,251,071	10,289,131	29,622,463	4,898,248	46,072,331	----------	29,422,794	12,523,415	15,575,020	21
15,153,978	34,111,612	23,055,288	4,133,001	4,338,965	19,642,483	23,140,750	6,537,019	19,007,781	475,934	9,116,650	4,427,220	4,216,825	22
106,675,404	17,288,438	9,198,272	2,865,920	3,333,505	1,953,021	3,384,561	4,302	187,510	----------	1,024,012	581,139	184,176	23
92,122,314	123,232,381	46,474,397	44,653,550	47,104,980	50,839,273	53,748,691	28,581	624,302	----------	5,674,467	3,479,892	1,819,236	24
536,165	1,012,337	3,260,087	16,617	100,814	333,343	1,504,571	845,286	940,644	980	1,109,971	315,269	264,387	25
2,252	4,345	16,523	120	489	1,398	6,425	1,965	2,911	5	4,144	1,672	1,071	26
16,075,408	29,653,884	21,937,158	4,778,217	8,444,941	12,984,390	17,623,351	705,828	2,836,428	11,549	6,533,332	3,358,720	6,120,208	27
165,223	201,106	219,572	69,275	74,291	119,059	145,413	6,965	36,737	63	151,169	73,759	240,404	28
5,208,940	9,093,557	30,929,939	153,294	888,881	3,152,801	14,681,643	6,196,155	8,885,750	5,000	10,521,104	3,236,463	2,651,496	29
9.7	9.0	9.5	9.2	8.8	9.5	9.8	7.3	9.4	5.1	9.5	10.3	10.0	30
102,095,507	179,242,340	149,420,037	27,735,313	52,163,449	82,402,131	120,860,255	5,004,836	18,823,584	96,549	44,828,102	24,693,135	36,649,620	31
6.4	6.0	6.8	5.8	6.2	6.3	6.9	7.1	6.6	8.4	6.9	7.4	6.0	32

West South Central Division—Contd.		Mountain Division								Pacific Division			
OKLAHOMA	TEXAS	MONTANA	IDAHO	WYOMING	COLORADO	NEW MEXICO	ARIZONA	UTAH	NEVADA	WASHINGTON	OREGON	CALIFORNIA	
74,062	425,402	76,918	24,608	57,063	58,657	44,308	50,538	16,217	38,053	7,575	41,022	177,081	1
79,305	89,868	34,828	25,289	9,198	50,777	7,932	11,640	15,307	4,055	15,764	15,739	46,248	2
16,556	4,574,485	3,106,004	1,399,917	2,843,294	1,274,970	1,814,225	964,459	1,903,541	928,140	486,886	1,609,815	1,783,866	3
75	6,875	3,019	822	1,683	1,519	3,029	2,103	1,774	426	360	1,677	2,138	4
121,485	744,763	483,325	677,536	266,707	959,330	244,910	45,509	555,111	46,705	186,089	592,434	087,420	5
3,829	12,335	4,294	7,306	1,883	3,901	2,193	570	5,243	471	3,596	9,149	4,784	6
62,045	144,836	29,117	42,227	10,936	46,380	9,724	16,709	32,267	9,001	147,007	102,170	440,290	7
5,176	8,074	2,175	4,227	811	3,540	638	744	3,373	499	12,723	8,150	15,179	8
524,859	866,159	144,186	125,859	54,337	188,150	52,786	17,904	70,377	11,376	120,506	122,610	149,756	9
153,590	331,561	32,237	28,645	11,094	39,766	15,186	5,340	17,796	1,865	36,296	33,255	37,626	10
5,033	6,244	5,290	3,538	2,346	8,129	876	1,004	2,499	1,097	7,355	4,922	20,394	11
606	539	624	505	234	837	100	31	419	78	1,008	676	1,141	12
99,557	117,744	79,452	23,040	31,733	77,536	16,218	3,904	12,730	4,180	16,859	18,144	20,948	13
24,614	40,726	18,600	5,543	6,444	14,713	4,824	1,299	3,373	770	4,771	4,645	4,868	14
35,966,881	80,868,854	19,886,467	30,459,875	7,270,379	30,479,195	5,865,942	11,976,590	24,164,054	6,380,395	110,303,295	70,822,119	356,221,444	15
5,176	8,074	2,175	4,227	811	3,540	638	744	3,373	499	12,723	8,150	15,179	16
580	558	683	721	665	657	603	717	749	709	750	693	809	17
213,284,122	331,838,960	67,491,451	74,206,898	25,608,830	91,426,582	18,624,979	9,028,019	40,875,274	5,728,037	69,800,737	64,554,537	89,308,565	18
153,590	331,561	32,237	28,645	11,094	39,766	15,186	5,340	17,796	1,865	36,296	33,255	37,626	19
406	383	468	590	471	486	353	504	581	504	579	527	596	20
20,986,430	58,455,159	8,991,940	12,611,398	4,586,056	17,973,632	3,518,310	10,140,789	16,844,601	1,517,423	75,053,867	40,891,610	268,187,404	21
11,459,280	16,692,951	3,553,906	15,837,564	2,314,707	18,108,563	1,257,636	1,843,394	15,575,004	512,339	16,737,093	10,893,772	28,928,046	22
2,982,398	3,535,761	2,622,013	4,870,543	605,984	3,117,251	444,631	605,701	1,821,468	1,505,776	9,668,788	8,729,315	24,523,415	23
30,162,631	25,165,272	11,246,360	12,546,147	4,280,305	14,091,036	2,573,970	700,376	4,227,952	1,151,367	9,926,299	11,227,576	10,524,170	24
627,069	1,358,326	88,804	233,694	41,340	477,736	67,058	225,816	1,016,598	97,671	4,122,389	969,171	12,952,112	25
2,871	5,223	351	752	199	1,584	239	607	1,767	222	8,422	2,996	14,995	26
10,843,533	20,167,490	2,028,253	1,755,634	694,510	3,175,318	894,416	350,427	1,079,125	146,203	2,329,168	1,999,945	4,515,172	27
176,250	399,451	37,587	31,710	12,548	47,417	20,909	7,057	16,397	2,415	44,643	40,494	69,442	28
6,612,673	13,578,670	882,118	2,579,434	448,910	4,887,450	623,936	2,321,715	10,242,697	986,850	51,759,300	11,433,370	126,631,650	29
10.5	10.0	9.9	11.0	10.9	10.2	9.3	10.3	10.1	10.1	12.6	11.8	9.8	30
73,901,050	140,776,067	14,546,490	13,819,942	5,328,339	22,455,906	6,166,698	2,759,371	8,219,818	1,158,920	19,609,718	16,909,089	32,789,962	31
6.8	7.0	7.2	7.9	7.7	7.1	6.9	7.9	7.6	7.9	8.4	8.5	7.3	32

STATE TABLE V.—TYPE OF FARM, BY

[This table is presented in two sections, the second

	TYPE AND SIZE (See definitions in Introduction)	UNITED STATES	GEOGRAPHIC DIVISIONS									NEW ENGLAND DIVISION		
			NEW ENGLAND	MIDDLE ATLANTIC	EAST NORTH CENTRAL	WEST NORTH CENTRAL	SOUTH ATLANTIC	EAST SOUTH CENTRAL	WEST SOUTH CENTRAL	MOUNTAIN	PACIFIC	MAINE	NEW HAMPSHIRE	VERMONT
	All types:	*Number*	*Number*	*Number*	*Number*	*Number*	*Number*	*Number*	*Number*	*Number*	*Number*	*Number*	*Number*	*Number*
1	Under 3 acres	38,263	1,728	3,378	2,792	4,219	4,012	1,596	4,024	6,155	10,359	194	136	177
2	3 to 9 acres	283,538	8,026	21,649	34,429	29,227	59,786	51,386	31,101	14,067	33,867	1,468	714	1,256
3	10 to 19 acres	515,017	8,991	24,276	37,111	26,033	111,424	154,292	103,209	12,682	36,999	1,656	907	1,187
4	20 to 49 acres	1,359,851	19,585	54,299	127,564	76,527	326,524	363,918	305,639	26,286	59,518	5,016	2,240	2,214
5	50 to 99 acres	1,321,553	29,015	97,375	269,453	151,891	253,154	227,705	232,850	27,127	33,078	10,964	3,479	4,057
6	100 to 174 acres	1,300,368	30,132	95,942	292,945	328,055	152,003	136,448	203,974	34,465	26,404	11,445	3,599	7,299
7	175 to 259 acres	508,240	13,589	31,384	106,917	171,246	52,391	42,339	65,779	13,653	10,942	4,481	1,785	4,491
8	260 to 499 acres	439,839	8,215	13,436	50,599	199,325	32,427	23,976	59,315	37,266	15,280	2,310	1,199	3,163
9	500 to 999 acres	154,747	1,729	1,608	5,154	67,620	9,237	5,698	20,915	31,840	10,946	441	349	581
10	1,000 to 4,999 acres	69,385	369	300	627	20,886	2,700	1,677	11,297	22,363	9,256	85	86	85
11	5,000 to 9,999 acres	5,130	8	9	10	705	90	44	1,534	1,975	755	4	2	1
12	10,000 acres and over	3,046		1	5	310	52	7	1,412	1,655	504			
	General farms:													
13	Under 3 acres	2,346	190	265	413	566	146	77	226	218	245	27	2	10
14	3 to 9 acres	20,840	579	1,887	4,122	4,192	2,926	2,527	1,973	1,243	1,391	121	40	62
15	10 to 19 acres	36,933	828	3,471	6,690	4,933	6,651	6,750	3,902	1,720	1,988	149	91	92
16	20 to 49 acres	148,376	2,253	12,734	34,994	19,221	25,473	26,756	17,258	4,960	4,727	727	271	210
17	50 to 99 acres	283,985	4,366	28,632	92,821	47,901	35,577	39,820	25,815	5,107	3,946	2,115	527	497
18	100 to 174 acres	324,387	4,970	24,973	96,361	96,209	31,752	30,383	29,957	5,878	3,964	2,540	654	876
19	175 to 259 acres	119,796	2,331	6,321	29,121	44,380	12,607	9,838	10,958	2,507	1,733	1,208	327	465
20	260 to 499 acres	83,429	1,311	2,314	10,514	38,872	7,618	5,306	9,138	6,246	2,110	578	218	333
21	500 to 999 acres	19,725	291	292	802	8,147	1,856	964	2,070	4,359	944	97	77	70
22	1,000 to 4,999 acres	4,386	55	46	82	1,289	354	168	328	1,748	316	13	15	15
23	5,000 to 9,999 acres	46	3			11	6	2	4	16	4	1	1	
24	10,000 acres and over	15			1	2	3	1	2	5	1			
	Cash-grain farms:													
25	3 to 9 acres	490		2	7	37	72	70	21	260	21			
26	10 to 19 acres	3,525	2	105	465	675	335	775	628	386	154	1		
27	20 to 49 acres	16,771	6	375	3,486	4,576	994	2,096	3,320	1,184	824	2		
28	50 to 99 acres	40,679	7	1,066	13,568	15,532	1,273	1,561	4,497	1,906	1,269	6		
29	100 to 174 acres	116,503	9	1,516	32,426	61,596	1,933	1,295	11,246	4,371	2,111	3		
30	175 to 259 acres	70,414	4	406	26,281	38,308	1,242	662	5,503	2,571	1,437	2		
31	260 to 499 acres	122,230	2	128	12,964	78,519	900	485	12,801	12,677	3,754	1		
32	500 to 999 acres	61,619	1	15	1,149	37,111	180	120	6,383	12,388	4,272			
33	1,000 to 4,999 acres	22,153			68	9,458	52	15	1,984	6,824	3,752			
34	5,000 to 9,999 acres	293			1	48	1		48	83	112			
35	10,000 acres and over	49				9	2		12	14	12			
	Cotton farms:													
36	Under 3 acres	35					7	12	15	1				
37	3 to 9 acres	43,247			1	1,009	10,840	17,359	13,718	287	33			
38	10 to 19 acres	221,095			9	1,887	35,524	101,161	81,684	700	130			
39	20 to 49 acres	655,767			40	6,165	154,897	244,624	247,217	1,767	1,657			
40	50 to 99 acres	371,893			17	2,955	99,102	98,416	169,475	1,223	705			
41	100 to 174 acres	228,306			4	1,107	45,191	45,689	134,942	873	506			
42	175 to 259 acres	65,454			3	289	13,022	12,577	39,133	268	162			
43	260 to 499 acres	41,359				127	7,286	7,294	26,129	306	217			
44	500 to 999 acres	9,913			1	42	2,058	1,869	5,699	133	111			
45	1,000 to 4,999 acres	2,846				7	548	665	1,520	58	48			
46	5,000 to 9,999 acres	83					16	16	45	1	5			
47	10,000 acres and over	27						2	19	3	3			
	Crop-specialty farms:													
48	Under 3 acres	576	17	87	27	7	166	251	2	4	15	5		
49	3 to 9 acres	20,291	338	948	877	288	9,504	7,016	256	545	519	103	4	44
50	10 to 19 acres	44,155	563	864	1,129	414	25,170	12,922	665	1,189	1,239	122	18	47
51	20 to 49 acres	110,644	1,510	2,742	5,662	1,841	62,777	22,605	3,399	5,828	4,250	487	59	78
52	50 to 99 acres	111,191	3,044	5,788	12,604	3,026	47,013	23,856	3,422	9,102	3,336	2,093	115	139
53	100 to 174 acres	85,298	3,890	5,554	11,237	4,674	27,131	17,421	2,555	10,216	2,620	3,055	141	257
54	175 to 259 acres	28,078	1,611	1,611	3,502	1,967	8,395	5,438	939	3,448	1,167	1,269	69	142
55	260 to 499 acres	21,370	960	671	1,539	2,671	4,683	2,602	865	5,947	1,432	709	50	113
56	500 to 999 acres	6,977	180	73	183	871	1,142	400	330	3,114	684	112	14	28
57	1,000 to 4,999 acres	2,676	24	16	31	305	291	70	224	1,380	335	9	6	3
58	5,000 to 9,999 acres	89	1			7	12		8	49	12	1		
59	10,000 acres and over	34				2	5		4	20	3			
	Fruit farms:													
60	Under 3 acres	1,450	19	19	26	25	222	7	95	80	957			2
61	3 to 9 acres	19,157	229	854	674	448	2,794	143	1,840	1,080	11,095	20	9	10
62	10 to 19 acres	28,644	265	1,424	1,356	616	4,331	297	2,208	1,215	16,932	20	16	8
63	20 to 49 acres	44,011	521	3,143	4,005	1,244	6,048	838	3,257	1,574	23,381	72	33	23
64	50 to 99 acres	23,625	596	3,449	3,399	857	3,575	880	2,048	644	8,177	177	76	20
65	100 to 174 acres	13,973	543	2,195	1,984	500	2,566	539	1,326	341	3,979	201	71	25
66	175 to 259 acres	4,908	234	579	654	177	1,179	193	353	113	1,426	87	30	19
67	260 to 499 acres	3,613	176	267	342	81	945	128	229	89	1,356	73	26	16
68	500 to 999 acres	1,339	66	44	77	18	436	42	61	35	560	28	12	7
69	1,000 to 4,999 acres	668	25	15	23	10	210	16	43	17	309	8	2	2
70	5,000 to 9,999 acres	21					8	2	1	1	9			
71	10,000 acres and over	8					3				5			
	Truck farms:													
72	Under 3 acres	1,042	74	108	174	57	234	53	87	84	171	6	5	4
73	3 to 9 acres	12,774	593	1,682	2,378	847	2,322	1,330	921	1,070	1,631	29	16	25
74	10 to 19 acres	15,817	625	2,346	2,826	1,021	2,978	1,621	1,349	1,036	2,015	19	19	17
75	20 to 49 acres	25,271	897	4,035	4,814	1,331	5,273	2,149	3,094	1,085	2,593	85	36	27
76	50 to 99 acres	16,064	629	3,342	2,791	602	3,843	1,348	1,880	498	1,131	124	31	23
77	100 to 174 acres	8,737	288	1,635	1,261	292	2,383	771	979	434	694	82	22	7
78	175 to 259 acres	2,537	70	305	276	91	845	276	302	101	271	28	5	2
79	260 to 499 acres	1,638	33	97	149	58	568	141	191	143	258	9	4	1
80	500 to 999 acres	490	6	16	24	16	154	29	65	65	115	2		
81	1,000 to 4,999 acres	179	1	9	12	3	55	9	27	14	49	1		
82	5,000 to 9,999 acres	10					2	1	6		1			
83	10,000 acres and over	2					1		1					

SIZE, 1930, BY DIVISIONS AND STATES

section beginning on p. 50. See NOTE, bottom of p. 8]

New England Division—Continued			Middle Atlantic Division			East North Central Division					West North Central Division					
Massachusetts	Rhode Island	Connecticut	New York	New Jersey	Pennsylvania	Ohio	Indiana	Illinois	Michigan	Wisconsin	Minnesota	Iowa	Missouri	North Dakota	South Dakota	
Number	*Number*	*Number*	*Number*	*Number*	*Number*	*Number*	*Number*	*Number*	*Number*	*Number*	*Number*	*Number*	*Number*	*Number*	*Number*	
858	75	288	978	715	1,685	750	422	773	488	359	437	1,091	965	71	177	1
3,028	328	1,232	7,795	3,633	10,821	10,299	8,417	7,230	4,567	3,916	3,658	7,603	8,949	267	711	2
3,147	382	1,712	9,003	3,145	12,128	11,359	8,871	7,152	5,869	3,860	3,545	5,630	9,891	280	583	3
5,664	694	3,757	20,472	5,143	28,675	31,731	25,891	20,244	30,034	19,664	14,291	11,474	36,124	748	1,394	4
5,343	789	4,383	40,098	5,485	51,792	68,298	49,953	39,886	55,293	56,023	32,110	30,960	56,732	1,254	2,810	5
3,911	554	3,324	46,545	4,723	44,674	61,743	51,556	70,412	46,302	62,932	65,104	82,899	71,494	9,235	17,028	6
1,478	189	1,165	18,646	1,100	11,638	17,225	18,285	37,469	13,116	20,822	32,582	41,997	32,944	5,390	10,476	7
862	112	569	8,906	411	4,119	6,672	8,726	21,279	5,177	8,745	25,501	25,216	21,175	33,043	28,875	8
206	30	122	957	69	582	763	921	2,012	620	838	3,045	1,973	3,641	20,959	13,147	9
70	10	33	149	32	119	91	106	174	148	108	223	130	538	5,344	4,915	10
1			8		1		2	2	6		2	1	11	49	156	11
			1			2			2	1	1		1	18	63	12
104	7	40	92	38	135	84	76	108	67	78	49	198	104	6	27	13
238	36	82	654	212	1,021	1,130	1,095	1,008	441	448	526	1,290	1,017	54	143	14
294	44	158	1,119	288	2,064	2,070	1,806	1,465	756	593	677	1,333	1,515	59	125	15
625	71	349	3,775	646	8,313	10,197	8,372	5,675	7,822	2,928	3,122	3,381	8,958	195	340	16
610	105	512	9,186	841	18,605	30,550	21,482	14,296	20,605	5,888	8,391	8,701	21,548	375	623	17
465	76	329	8,587	666	15,720	27,175	21,487	21,276	19,059	7,364	20,727	17,405	29,289	2,240	4,182	18
178	27	126	2,482	119	3,720	6,373	6,203	8,369	5,146	3,030	10,821	6,532	11,749	1,301	2,796	19
115	13	54	1,059	52	1,203	1,822	2,096	3,270	1,837	1,489	7,995	2,774	5,997	5,504	6,437	20
27	4	16	134	3	155	127	143	217	169	146	806	102	670	2,175	2,039	21
9		3	20	3	23	12	15	13	29	13	30	4	62	250	256	22
1													4		1	23
									1				1			24
					2	4	1	1	1		3	2	20			25
1			15	4	86	185	131	110	32	7	36	135	285	5	17	26
4			45	16	314	1,064	1,101	986	287	48	274	907	1,704	72	188	27
1			138	22	906	3,869	3,240	5,626	689	144	1,212	4,234	2,846	363	769	28
6			163	45	1,308	5,293	5,639	20,711	635	148	4,533	14,665	4,432	5,260	5,012	29
2			59	13	334	1,979	3,270	14,723	247	62	3,722	8,052	2,459	3,365	2,937	30
1			24	6	98	1,068	2,282	9,517	107	50	4,985	5,733	1,714	24,376	10,303	31
1			5	1	9	101	271	765	7	5	866	385	255	17,160	5,172	32
						9	23	35		1	77	19	35	4,246	1,466	33
								1				1		10	3	34
															1	35
																36
								1					1,009			37
								9					1,887			38
								40					6,145			39
								17					2,928			40
								4					1,096			41
								3					285			42
													127			43
								1					42			44
													7			45
																46
																47
12			2		85	7	7		1	12	2		3	1	1	48
105	2	80	183	14	751	286	226	32	84	249	64	35	78	7	18	49
187	3	186	302	49	513	386	281	63	183	216	121	32	128	12	14	50
313	12	561	1,249	216	1,277	1,368	726	226	2,302	1,040	960	81	370	43	50	51
289	3	405	2,799	384	2,605	2,338	1,283	516	6,282	2,185	1,366	102	481	68	97	52
207	9	221	3,083	445	2,026	1,735	975	644	5,541	2,342	1,935	139	480	291	317	53
56	4	71	1,023	101	487	468	295	406	1,524	809	776	76	244	126	164	54
49	1	38	452	31	188	176	130	263	617	353	893	56	150	422	355	55
11	1	14	29	6	38	12	17	23	76	55	180	5	40	110	179	56
3		3	9	2	5	2	6	5	10	8	23		8	20	65	57
															1	58
																59
15		2	13	2	4	4	4	7	6	5	6	6	2			60
167	5	18	582	121	151	199	68	119	219	69	124	101	105		3	61
183	5	33	931	268	225	356	96	165	670	69	143	128	207		1	62
289	23	81	2,116	436	591	860	293	431	2,287	134	151	107	735		1	63
214	20	89	2,582	270	597	720	251	601	1,746	81	52	47	587			64
177	12	57	1,618	163	414	393	163	525	849	54	7	28	362		1	65
68	8	22	419	48	112	116	69	214	231	24	2	6	133		1	66
45	4	12	169	29	69	61	37	133	64	17	4	3	48		1	67
17	1	1	19	10	15	8	8	25	21	15			11		1	68
10	1	2	5	6	4	2	1	4	4	12			8			69
																70
																71
53	3	3	59	19	30	59	13	34	57	11	10	21	7		3	72
405	41	77	860	473	349	683	419	388	711	177	205	221	203	2	12	73
395	44	131	1,118	792	436	828	457	625	689	227	256	198	319	9	16	74
501	49	199	1,706	1,706	623	1,206	888	1,138	1,232	350	323	261	480	2	10	75
302	23	126	1,353	1,501	488	701	731	505	623	231	123	124	209	5	16	76
109	10	58	655	772	208	312	399	225	198	127	73	71	102	1	10	77
16	3	16	136	114	55	58	94	51	35	38	34	22	26			78
14	1	4	36	49	12	27	41	39	12	30	17	18	13			79
3		1	7	5	4	4	6	6	5	3	2	5	5		2	80
			3	5	1	2	2	6		2		2	1			81
																82
																83

STATE TABLE V.—TYPE OF FARM, BY SIZE,

[This table is presented in two sections, the second

	TYPE AND SIZE (See definitions in Introduction)	West North Central Division—Continued		South Atlantic Division									East South Central Division	
		NEBRASKA	KANSAS	DELAWARE	MARYLAND	DIST. OF COLUMBIA	VIRGINIA	WEST VIRGINIA	NORTH CAROLINA	SOUTH CAROLINA	GEORGIA	FLORIDA	KENTUCKY	TENNESSEE
	All types:	*Number*	*Number*	*Number*	*Number*	*Number*	*Number*	*Number*	*Number*	*Number*	*Number*	*Number*	*Number*	*Number*
1	Under 3 acres	443	1,035	32	377	9	510	400	386	283	974	1,041	503	361
2	3 to 9 acres	2,977	5,062	509	3,579	15	12,030	4,455	15,949	10,561	6,185	6,503	16,639	12,076
3	10 to 19 acres	2,162	3,942	672	4,042	24	18,352	5,354	36,692	22,256	15,478	8,554	24,721	28,434
4	20 to 49 acres	3,940	8,556	1,957	7,549	27	39,500	15,744	93,747	60,565	89,308	18,127	52,013	73,269
5	50 to 99 acres	9,726	18,209	2,680	9,233	3	39,059	22,928	70,653	32,223	66,564	9,811	64,220	61,375
6	100 to 174 acres	40,725	41,570	2,223	10,099	1	30,441	17,474	34,742	14,883	36,269	5,871	46,348	37,193
7	175 to 259 acres	22,749	25,108	742	4,246	2	12,140	6,684	9,385	4,766	12,399	2,027	14,503	11,666
8	260 to 499 acres	27,626	37,889	349	2,166	1	8,400	4,074	4,784	3,293	7,860	1,500	7,231	6,208
9	500 to 999 acres	9,964	14,891	48	370	1	2,418	1,090	1,067	1,125	2,583	535	1,360	1,275
10	1,000 to 4,999 acres	5,315	4,421	8	63		621	312	266	405	789	236	276	242
11	5,000 to 9,999 acres	333	153		1		7	4	3	18	38	19	2	5
12	10,000 acres and over	162	65				4	2	2	6	21	17		1
	General farms:													
13	Under 3 acres	78	104	1	1		23	32	12	22	34	21	30	20
14	3 to 9 acres	484	678	51	327		703	253	560	442	299	291	952	839
15	10 to 19 acres	472	752	108	610		1,693	404	1,584	1,020	732	500	2,248	2,634
16	20 to 49 acres	1,607	2,218	441	1,850		6,159	1,997	6,460	1,876	3,999	2,691	8,411	10,933
17	50 to 99 acres	2,272	5,991	912	2,909		9,237	5,060	8,825	1,723	4,700	2,211	16,470	16,044
18	100 to 174 acres	8,588	13,778	943	3,339		9,266	5,341	6,244	1,377	3,611	1,631	12,924	11,471
19	175 to 259 acres	4,019	7,162	329	1,390		4,041	2,137	1,967	541	1,614	588	3,889	3,637
20	260 to 499 acres	4,028	6,137	153	664		2,506	1,216	1,027	417	1,209	426	1,769	1,952
21	500 to 999 acres	1,293	1,062	11	97		583	213	232	154	441	125	247	322
22	1,000 to 4,999 acres	494	193	1	13		97	43	45	55	82	18	42	35
23	5,000 to 9,999 acres	4	2		1		1			1	2	1		
24	10,000 acres and over	1								2	1			
	Cash-grain farms:													
25	3 to 9 acres	4	8	2	1		3	5	10	51			18	52
26	10 to 19 acres	79	118	6	10		82	19	73	101	35	9	288	462
27	20 to 49 acres	606	825	23	66		273	41	239	189	113	50	639	1,303
28	50 to 99 acres	3,024	3,084	40	280		366	100	268	110	71	38	631	909
29	100 to 174 acres	15,511	11,783	165	751		484	134	261	82	33	23	555	725
30	175 to 259 acres	8,932	8,841	112	575		293	87	115	35	21	4	294	359
31	260 to 499 acres	10,696	20,712	56	387		268	58	73	34	18	6	224	251
32	500 to 999 acres	3,421	9,852	10	49		75	12	15	11	6	2	61	55
33	1,000 to 4,999 acres	1,077	2,538	1	6		24	2	2	13	3	1	11	4
34	5,000 to 9,999 acres	13	21									1		
35	10,000 acres and over	1	7						2					
	Cotton farms:													
36	Under 3 acres								1		6			1
37	3 to 9 acres						129		2,353	5,575	2,748	35	10	1,695
38	10 to 19 acres						342		9,794	14,620	10,593	175	80	9,601
39	20 to 49 acres		20				1,203		31,399	48,202	71,469	2,624	313	29,110
40	50 to 99 acres		27				917		21,336	24,858	50,389	1,602	116	14,249
41	100 to 174 acres		11				550		8,880	10,533	24,426	802	36	6,137
42	175 to 259 acres		4				185		2,098	3,198	7,317	224	15	1,508
43	260 to 499 acres						96		1,018	2,053	3,998	121	3	663
44	500 to 999 acres						33		195	663	1,139	28	2	88
45	1,000 to 4,999 acres						3		42	193	299	11		23
46	5,000 to 9,999 acres									5	11			1
47	10,000 acres and over													
	Crop-specialty farms:													
48	Under 3 acres			1	2		41	1	94	10	15	2	158	93
49	3 to 9 acres	48	38	13	194		1,877	35	6,151	948	218	68	5,187	1,744
50	10 to 19 acres	54	53	14	443		3,852	91	16,520	3,314	735	201	8,943	3,766
51	20 to 49 acres	154	183	92	911		9,068	213	38,216	6,516	6,539	1,222	15,269	6,069
52	50 to 99 acres	669	243	151	1,336		9,450	463	25,999	3,160	5,475	979	17,033	5,935
53	100 to 174 acres	1,086	417	111	1,557		7,362	428	12,035	1,334	3,669	635	12,842	3,975
54	175 to 259 acres	385	196	19	618		2,459	132	3,053	386	1,471	257	3,995	1,232
55	260 to 499 acres	458	337	14	357		1,325	67	1,404	290	1,004	222	1,846	560
56	500 to 999 acres	219	138	2	65		268	13	282	80	343	89	243	104
57	1,000 to 4,999 acres	147	42	4	6		46	2	59	43	102	29	39	16
58	5,000 to 9,999 acres	6								4	4	4		
59	10,000 acres and over	2					1				2	2		
	Fruit farms:													
60	Under 3 acres	7	4		1		2	1	1		2	215	2	
61	3 to 9 acres	46	69	13	95		129	19	116	6	93	2,323	30	41
62	10 to 19 acres	37	100	44	177		153	41	241	10	54	3,611	51	87
63	20 to 49 acres	57	193	122	325		451	150	460	50	157	4,333	137	240
64	50 to 99 acres	33	138	199	278		612	188	352	50	208	1,688	175	354
65	100 to 174 acres	9	93	127	146		627	251	263	23	306	823	122	225
66	175 to 259 acres	5	30	31	65		337	161	94	10	210	271	30	99
67	260 to 499 acres	4	21	19	30		283	110	78	10	219	196	13	63
68	500 to 999 acres		6	6	17		86	32	35	5	157	98	3	15
69	1,000 to 4,999 acres		2		3		36	9	15	4	76	67	1	4
70	5,000 to 9,999 acres										5	3		
71	10,000 acres and over											3		
	Truck farms:													
72	Under 3 acres	2	14		2	2	8	5	10	2	5	200	6	6
73	3 to 9 acres	96	108	42	256	9	166	26	137	152	82	1,452	135	165
74	10 to 19 acres	75	148	80	538	19	315	36	225	205	194	1,366	152	333
75	20 to 49 acres	80	175	208	1,069	17	689	56	395	312	640	1,887	243	636
76	50 to 99 acres	35	90	282	967	1	602	67	247	208	524	945	162	384
77	100 to 174 acres	11	24	186	680		327	39	131	136	381	503	59	164
78	175 to 259 acres	3	6	44	231		115	15	48	66	156	170	23	38
79	260 to 499 acres	7	3	20	117		58	6	27	73	135	132	5	17
80	500 to 999 acres		2	4	26		17	1	4	23	44	35	1	9
81	1,000 to 4,999 acres			1	5		3		2	12	9	23		1
82	5,000 to 9,999 acres						1			1				1
83	10,000 acres and over											1		

1930, BY DIVISIONS AND STATES—Continued

section beginning on p. 50. See NOTE, bottom of p. 8]

East South Central Division—Continued		West South Central Division				Mountain Division								Pacific Division			
ALABAMA	MISSISSIPPI	ARKANSAS	LOUISIANA	OKLAHOMA	TEXAS	MONTANA	IDAHO	WYOMING	COLORADO	NEW MEXICO	ARIZONA	UTAH	NEVADA	WASHINGTON	OREGON	CALIFORNIA	
Number	*Number*	*Number*	*Number*	*Number*	*Number*	*Number*	*Number*	*Number*	*Number*	*Number*	*Number*	*Number*	*Number*	*Number*	*Number*	*Number*	
362	370	438	649	901	2,036	227	502	125	895	1,244	1,707	1,383	72	1,732	790	7,837	1
9,367	13,304	7,803	8,727	3,613	10,958	684	1,983	175	3,268	3,804	1,565	2,488	100	9,775	5,159	18,933	2
25,970	75,167	35,981	33,669	5,742	27,817	558	1,830	132	2,566	3,525	1,411	2,494	166	10,376	5,541	21,082	3
110,973	127,663	92,285	72,122	29,120	112,112	1,322	6,844	459	4,397	3,988	2,640	6,157	479	15,982	9,904	33,632	4
58,564	43,546	47,739	21,885	44,737	118,489	1,968	8,810	995	5,655	2,362	1,661	5,161	515	8,967	8,479	15,632	5
27,316	25,591	29,213	10,068	61,726	102,967	5,128	8,253	2,087	9,796	3,150	1,784	3,719	548	7,336	8,246	10,822	6
8,203	7,967	8,390	2,920	16,944	37,525	2,386	3,298	938	3,754	1,045	409	1,600	223	2,651	3,541	4,750	7
5,149	5,388	4,826	2,421	20,221	31,847	10,810	4,970	2,828	12,264	3,600	663	1,745	386	4,283	4,441	6,556	8
1,474	1,589	1,042	920	5,367	13,586	11,915	2,620	3,577	8,506	3,307	613	1,002	300	3,428	2,920	4,598	9
590	569	318	580	1,578	8,731	9,442	1,142	3,274	4,639	2,404	435	664	363	2,523	2,591	4,142	10
23	14	4	25	121	1,384	595	54	417	277	413	102	72	45	110	197	448	11
4	2		10	78	1,324	350	24	336	181	493	161	46	64	62	149	293	12
12	15	32	19	72	103	16	49	11	78	8	17	33	6	95	50	100	13
403	333	343	327	434	869	99	266	21	262	297	85	200	13	588	443	360	14
876	992	806	922	685	1,489	86	304	21	306	447	132	400	24	834	702	452	15
4,059	3,353	5,098	3,246	3,935	4,979	240	1,488	63	756	500	306	1,512	95	1,794	1,860	1,073	16
3,513	3,793	7,333	1,975	8,534	7,973	408	1,758	140	893	311	128	1,381	88	1,240	2,104	602	17
2,415	3,573	6,455	1,119	13,639	8,744	956	1,602	355	1,365	417	153	945	85	1,259	2,028	617	18
987	1,325	2,254	347	4,336	4,021	480	617	144	619	151	44	416	36	431	981	321	19
705	880	1,248	250	4,124	3,516	1,511	800	591	2,333	557	61	341	52	573	1,058	479	20
192	203	196	78	760	1,036	1,230	285	759	1,465	427	39	126	28	240	399	305	21
55	36	24	26	103	175	589	58	384	461	184	14	46	12	65	136	115	22
2				1	3	5	1	2	3	5				1	1	2	23
1				1	1	1		2		1			1	1			24
		1	18		2		7		8	233	2	10		8	8	5	25
7	18	48	148	194	238	4	40	1	32	249	14	43	3	36	59	59	26
36	28	213	901	1,216	990	71	432	33	129	243	88	180	8	214	260	350	27
17	4	180	924	2,067	1,326	190	850	65	336	132	40	284	9	385	477	407	28
12	3	299	798	7,718	2,431	1,039	1,590	132	960	315	33	298	4	765	792	554	29
9		204	422	3,263	1,614	681	983	65	466	161	4	208	3	561	481	395	30
8	2	394	580	7,945	3,882	5,661	2,145	459	3,289	809	10	299	5	2,021	916	817	31
1	3	152	261	2,716	3,254	7,115	1,270	600	2,648	572		179	4	2,451	964	857	32
		38	81	567	1,298	4,547	471	421	1,054	221	4	106		1,953	977	822	33
			2	9	37	56	4	7	10	5		1		45	31	36	34
				3	9	10			1	2		1		3		9	35
2	9	4	5		6					1							36
5,848	9,806	5,113	4,616	555	3,434					209	78					33	37
21,280	70,200	32,145	28,005	2,259	19,275					479	221					130	38
98,185	117,016	77,511	59,383	16,218	94,105					884	883					1,057	39
49,711	34,340	31,651	14,433	24,843	98,548					566	657					705	40
21,415	18,101	15,709	5,849	30,693	82,691					377	496					500	41
5,940	5,114	3,963	1,415	6,436	27,319					121	147					162	42
3,344	3,284	1,975	969	4,641	18,544					142	164					217	43
814	965	448	268	586	4,397					66	67					111	44
286	356	179	169	83	1,089					26	32					48	45
9	6	3	8		34					1						5	46
1	1		3		16					1	2					3	47
				1	1		1	1	1			1		3		12	48
43	42	28	96	33	99	34	103	3	102	180	24	98	1	130	77	312	49
105	108	55	342	60	208	74	209	17	208	309	44	295	33	308	148	783	50
1,028	239	181	2,068	361	789	252	2,138	140	991	671	174	1,356	106	1,177	528	2,575	51
701	187	176	1,701	676	869	510	3,878	462	2,398	528	106	1,091	129	934	660	1,742	52
436	168	160	768	878	749	1,075	2,595	792	4,089	716	157	660	132	626	642	1,352	53
142	69	72	237	327	303	443	789	340	1,326	237	50	210	53	222	278	667	54
126	70	61	183	370	251	815	659	523	2,780	837	60	195	78	233	327	872	55
31	22	20	120	125	65	516	194	367	1,290	619	16	66	46	81	170	433	56
8	7	4	174	25	21	357	59	180	499	187	10	31	57	35	114	186	57
			7		1	19	2	11	6	5		2	4		4	8	58
			3	1		6		3	6	2			3	1		2	59
2	3	4	68		23	2	4		32	8	7	27		256	41	660	60
44	28	78	1,400	26	336	29	193	1	455	81	97	224		2,353	724	8,018	61
116	43	163	1,430	54	561	32	263		456	76	131	257		2,952	1,258	12,722	62
338	123	917	1,458	138	744	55	480	1	492	103	142	298	3	2,788	2,003	18,590	63
250	101	1,050	438	168	392	32	194	2	200	69	42	104	1	801	1,091	6,285	64
122	70	676	211	182	257	23	93		87	52	34	45	7	406	656	2,917	65
35	29	190	38	30	95	11	26	1	33	12	9	20	1	141	220	1,065	66
31	21	86	28	23	92	8	24		17	13	15	9	3	110	207	1,039	67
9	15	21	6	4	30	4	6		6	7	8	4		43	77	440	68
3	8	5	7	3	28	1	4		1	8	1	2		18	29	262	69
1	1				1						1					9	70
															1	4	71
1	40	9	35	5	38	3	9	2	58	3	5	4		50	15	106	72
97	933	95	281	59	486	33	41	7	454	338	34	158	5	386	191	1,054	73
147	989	119	314	75	841	29	45	9	489	199	54	206	5	364	262	1,389	74
322	948	376	633	163	1,922	21	71	6	530	108	92	245	12	324	301	1,968	75
187	615	242	237	116	1,285	8	24	2	272	26	88	69	9	99	106	926	76
109	439	164	65	89	661	25	8	7	220	30	108	29	7	42	45	607	77
38	177	49	38	12	203	8	5	1	56	5	21	5		16	11	244	78
14	105	22	16	10	143	14		1	80	13	27	4	4	14	8	236	79
4	15	6	4	2	53	12		2	26	5	16	4			3	112	80
4	4	1	1		25				9	1	3	1		4		45	81
			1		5											1	82
					1												83

STATE TABLE V.—TYPE OF FARM, BY SIZE,

[This table is presented in two sections, the first

	TYPE AND SIZE (See definitions in Introduction)	UNITED STATES	GEOGRAPHIC DIVISIONS									NEW ENGLAND DIVISION	
			NEW ENGLAND	MIDDLE ATLANTIC	EAST NORTH CENTRAL	WEST NORTH CENTRAL	SOUTH ATLANTIC	EAST SOUTH CENTRAL	WEST SOUTH CENTRAL	MOUNTAIN	PACIFIC	MAINE	NEW HAMPSHIRE
		Number	*Number*	*Number*	*Number*	*Number*	*Number*	*Number*	*Number*	*Number*	*Number*	*Number*	*Number*
	Dairy farms:												
1	Under 3 acres	2,832	148	125	241	469	294	113	628	293	530	21	12
2	3 to 9 acres	8,241	578	634	1,610	1,540	532	433	800	733	1,381	63	43
3	10 to 19 acres	12,915	1,147	1,473	2,867	1,837	787	643	865	896	2,400	107	95
4	20 to 49 acres	62,722	4,188	8,351	22,046	8,285	2,523	2,553	2,257	2,914	9,605	573	371
5	50 to 99 acres	170,622	9,241	32,260	80,892	23,907	4,769	4,609	3,603	2,965	8,385	1,936	933
6	100 to 174 acres	213,216	12,655	47,100	89,331	39,776	5,852	4,630	4,471	2,915	6,456	2,432	1,346
7	175 to 259 acres	80,569	6,713	18,859	27,519	17,159	2,673	1,917	1,942	1,190	2,597	934	818
8	260 to 499 acres	43,626	4,283	8,517	9,964	11,145	1,621	1,234	1,902	2,249	2,711	457	561
9	500 to 999 acres	8,036	743	846	760	1,678	480	285	535	1,342	1,367	65	131
10	1,000 to 4,999 acres	2,018	96	89	91	298	113	66	161	501	603	8	22
11	5,000 to 9,999 acres	32		1		3		2	3	8	15		
12	10,000 acres and over	8			1				1	4	2		
	Animal-specialty farms:												
13	Under 3 acres	65	1		6	20	11	1	9	7	10		
14	3 to 9 acres	1,150	43	27	267	473	70	38	66	108	58	2	1
15	10 to 19 acres	4,785	97	103	1,208	1,692	338	520	351	262	214	8	12
16	20 to 49 acres	20,860	219	365	6,050	7,479	1,532	2,277	1,310	994	634	58	31
17	50 to 99 acres	69,133	460	1,092	23,539	30,553	3,081	5,447	2,327	1,855	779	171	63
18	100 to 174 acres	163,965	594	1,449	40,976	100,964	4,609	7,484	3,898	2,913	1,078	231	69
19	175 to 259 acres	96,770	303	703	21,658	62,851	3,204	4,018	2,073	1,388	572	102	43
20	260 to 499 acres	90,403	240	340	13,722	61,974	3,321	3,297	3,115	3,412	982	89	36
21	500 to 999 acres	24,713	72	79	1,921	15,707	1,190	921	1,520	2,760	543	23	17
22	1,000 to 4,999 acres	7,048	24	11	201	4,192	309	222	569	1,266	254	4	3
23	5,000 to 9,999 acres	130			4	72	6	5	16	17	10		
24	10,000 acres and over	20				7	5	1	3	2	2		
	Stock ranches:												
25	Under 3 acres	3,442				6	40	7	70	3,064	255		
26	3 to 9 acres	893				3	10		17	859	4		
27	10 to 19 acres	664				3	23	1	19	605	13		
28	20 to 49 acres	776				15	57	3	76	559	66		
29	50 to 99 acres	937				35	113	9	159	523	98		
30	100 to 174 acres	3,263			2	197	299	29	653	1,612	471		
31	175 to 259 acres	2,783		10	5	192	413	174	837	843	309		
32	260 to 499 acres	10,095		13	12	2,279	686	288	2,579	3,167	1,071		
33	500 to 999 acres	14,978		4	8	3,275	524	242	3,698	5,458	1,769		
34	1,000 to 4,999 acres	25,144		3	14	5,088	303	180	6,143	10,054	3,359		
35	5,000 to 9,999 acres	4,309				554	12	5	1,386	1,777	575		
36	10,000 acres and over	3,716			1	285	14		1,364	1,555	467		
	Poultry farms:												
37	Under 3 acres	12,503	752	1,685	730	903	735	104	373	1,007	6,214	66	73
38	3 to 9 acres	26,746	1,620	4,569	4,230	3,897	1,934	424	1,111	1,362	7,599	178	183
39	10 to 19 acres	21,225	1,395	4,079	4,045	2,778	1,839	499	911	767	4,912	159	205
40	20 to 49 acres	36,321	2,343	6,098	9,543	5,849	3,785	1,114	1,841	971	4,777	449	382
41	50 to 99 acres	35,090	2,036	5,913	10,513	7,821	3,281	1,048	2,156	563	1,759	603	374
42	100 to 174 acres	24,135	1,284	3,128	6,074	7,362	2,169	621	1,926	524	1,047	451	253
43	175 to 259 acres	6,392	361	622	1,270	2,158	638	183	646	166	348	111	95
44	260 to 499 acres	3,365	179	205	368	1,075	331	76	423	365	343	51	48
45	500 to 999 acres	599	28	20	16	83	65	18	93	169	107	4	8
46	1,000 to 4,999 acres	133	4	4	5	8	12	3	17	36	44	1	1
47	5,000 to 9,999 acres	6					1	1	2	1	1		
48	10,000 acres and over	2							1	1			
	Self-sufficing farms:												
49	Under 3 acres	1,613	50	78	109	317	274	145	371	111	158	3	6
50	3 to 9 acres	44,500	897	2,518	5,065	5,151	11,622	11,302	4,080	2,053	1,812	217	92
51	10 to 19 acres	60,390	1,096	3,037	5,226	4,117	18,448	19,623	5,860	1,398	1,585	266	132
52	20 to 49 acres	144,609	2,587	6,542	16,539	11,783	42,754	44,832	15,690	1,686	2,196	868	384
53	50 to 99 acres	135,081	3,391	7,313	16,025	12,822	38,468	41,413	13,289	1,114	1,246	1,466	554
54	100 to 174 acres	80,533	2,204	3,833	7,656	10,814	21,097	22,493	9,146	1,808	1,482	918	439
55	175 to 259 acres	19,403	652	744	1,367	2,472	5,718	5,442	2,201	432	375	237	154
56	260 to 499 acres	9,428	201	233	379	1,453	2,628	1,930	1,209	1,056	339	71	47
57	500 to 999 acres	2,178	31	21	28	264	458	374	163	729	110	3	10
58	1,000 to 4,999 acres	277	4	3	3	46	79	56	32	46	8		
59	5,000 to 9,999 acres	5				1	1	1		2			
60	10,000 acres and over	2								2			
	Abnormal farms:												
61	Under 3 acres	12,359	477	1,011	1,066	1,858	1,883	826	2,148	1,286	1,804	66	38
62	3 to 9 acres	85,209	3,149	8,528	15,198	11,342	17,160	10,744	6,298	4,467	8,323	735	326
63	10 to 19 acres	64,869	2,973	7,374	11,290	6,060	15,000	9,480	4,767	2,508	5,417	805	319
64	20 to 49 acres	93,723	5,061	9,905	20,385	8,738	20,411	14,161	6,920	2,764	5,378	1,695	673
65	50 to 99 acres	63,258	5,245	8,520	13,284	5,790	13,059	9,307	4,179	1,627	2,247	2,273	806
66	100 to 174 acres	38,052	3,665	4,559	5,633	4,564	7,021	5,093	2,875	2,580	2,062	1,532	604
67	175 to 259 acres	11,136	1,310	1,224	1,261	1,202	2,455	1,621	892	626	545	503	244
68	260 to 499 acres	9,283	830	651	646	1,071	1,840	1,195	734	1,609	707	272	209
69	500 to 999 acres	4,180	311	198	185	408	694	434	298	1,288	364	107	80
70	1,000 to 4,999 acres	1,857	136	104	97	182	374	207	159	419	179	41	37
71	5,000 to 9,999 acres	106	4	8	5	9	25	9	15	20	11	2	1
72	10,000 acres and over	63		1	2	5	19	3	5	19	9		

1930, BY DIVISIONS AND STATES—Continued

section beginning on p. 46. See NOTE, bottom of p. 8]

New England Division—Con.				Middle Atlantic Division			East North Central Division					West North Central Division					
Vermont	Massachusetts	Rhode Island	Connecticut	New York	New Jersey	Pennsylvania	Ohio	Indiana	Illinois	Michigan	Wisconsin	Minnesota	Iowa	Missouri	North Dakota	South Dakota	
Number	*Number*	*Number*	*Number*	*Number*	*Number*	*Number*	*Number*	*Number*	*Number*	*Number*	*Number*	*Number*	*Number*	*Number*	*Number*	*Number*	
27	72	9	7	38	39	48	67	39	74	39	22	69	84	102	15	27	1
91	289	43	49	316	81	237	401	377	343	131	358	288	468	283	18	47	2
215	490	91	149	713	108	652	644	642	422	329	830	519	451	371	38	48	3
722	1,505	266	751	3,874	399	4,078	3,258	2,279	1,578	4,778	10,153	4,477	1,039	1,707	97	97	4
2,130	2,184	352	1,706	15,645	1,291	15,324	11,513	5,757	5,033	15,359	43,230	15,723	2,395	3,894	110	137	5
4,973	1,903	270	1,761	27,234	2,043	17,823	10,475	5,784	9,357	14,227	49,488	26,342	4,902	4,820	429	533	6
3,393	815	83	670	13,088	581	5,190	2,602	1,746	3,961	4,073	15,137	11,094	2,287	1,984	224	310	7
2,430	436	54	345	6,527	193	1,797	755	618	1,401	1,559	5,631	6,273	934	996	928	848	8
406	73	11	57	617	29	200	53	55	88	153	411	590	41	109	285	319	9
38	15	4	9	53	5	31	8	6	6	31	40	24	2	20	46	69	10
				1								2					11
											1						12
	1						1	2	3				7	3			13
6	21		13	5	3	19	27	137	100		3	14	154	95	3	30	14
10	36	7	24	23	12	68	245	508	383	54	18	60	635	384	6	80	15
33	63	9	25	99	18	248	1,371	2,528	1,550	451	150	381	2,660	2,322	39	253	16
81	90	10	45	249	30	813	6,845	8,839	5,405	1,792	658	1,728	13,077	8,870	57	739	17
143	69	8	74	296	29	1,124	10,909	12,893	12,885	2,651	1,638	8,153	43,862	18,966	407	5,678	18
97	33	4	24	175	11	517	4,664	5,774	8,612	1,282	1,326	5,581	24,544	12,762	256	3,986	19
65	29	6	15	79	3	258	2,485	3,219	6,282	758	978	5,053	15,479	10,579	1,550	8,750	20
19	8	2	3	28	1	50	413	382	849	135	142	553	1,402	2,341	973	3,263	21
6	6	2	3	4	1	6	33	34	84	36	14	53	78	368	253	940	22
								2		2				5	3	13	23
																2	24
															2	2	25
																	26
																	27
															1		28
													1				29
								1			1		1		24	35	30
						10	5					1			13	60	31
						13	7	1		1	3		1		119	1,550	32
						4	2	1	1	4		1			224	1,934	33
						3	2		2	9	1	2			517	2,044	34
															36	135	35
										1					18	58	36
49	384	35	145	534	476	675	229	104	172	135	90	119	252	164	7	14	37
80	771	70	338	1,419	1,404	1,746	1,389	925	971	603	342	425	1,025	1,080	9	103	38
55	619	64	293	1,277	981	1,821	1,341	883	863	694	264	283	619	1,004	19	76	39
68	841	99	504	1,994	975	3,129	2,820	2,041	2,151	1,988	543	540	821	3,181	12	79	40
81	470	104	404	2,327	675	2,911	3,142	2,352	2,755	1,845	419	398	759	4,873	20	61	41
75	201	57	247	1,464	306	1,358	1,568	1,410	2,174	711	211	375	729	4,458	35	90	42
21	50	21	63	327	45	250	273	275	552	116	54	108	161	1,287	10	32	43
17	25	10	28	110	14	81	73	87	158	30	20	67	65	565	17	37	44
4	4	2	6	9	1	10	3	3	5	2	3	8	4	28	5	3	45
	1	1		2	1	1	1			3	1			2			46
																	47
																	48
9	18	2	12	15	6	57	22	11	48	12	16	25	80	88	11	19	49
200	201	46	141	812	188	1,518	1,496	1,192	1,172	536	669	574	1,492	1,566	42	98	50
181	236	54	227	886	195	1,956	1,637	1,156	1,216	668	549	542	910	1,609	38	74	51
294	457	80	504	1,802	293	4,447	4,240	3,436	3,649	3,470	1,744	1,905	1,257	6,705	145	205	52
343	449	90	489	2,136	222	4,955	4,530	3,447	3,709	2,860	1,479	1,672	1,067	7,885	138	233	53
285	283	46	233	1,203	102	2,528	2,134	1,694	1,947	1,154	727	1,314	769	5,880	245	882	54
103	74	20	64	268	14	462	322	297	403	193	152	208	206	1,529	41	118	55
36	34	2	11	94	3	136	90	90	123	46	30	59	45	684	80	429	56
8	10			8		13	5	5	3	10	5	4	2	47	8	157	57
1	3			2		1		3				1	1	6		29	58
																	59
																	60
76	199	19	79	225	135	651	277	166	327	171	125	157	443	492	29	84	61
738	831	85	434	2,964	537	5,027	4,684	3,977	3,095	1,841	1,601	1,435	2,815	3,493	132	257	62
562	706	70	511	2,619	448	4,307	3,667	2,911	1,831	1,794	1,087	908	1,189	2,182	94	132	63
759	1,066	85	783	3,812	438	5,655	5,347	4,227	2,820	5,417	2,574	2,158	960	3,817	142	171	64
743	734	82	607	3,683	249	4,588	4,090	2,571	1,423	3,492	1,708	1,445	453	2,611	118	135	65
658	461	66	344	2,242	152	2,165	1,749	1,111	664	1,277	832	1,245	328	1,600	303	288	66
249	186	19	109	669	54	501	365	262	175	269	190	235	111	486	54	72	67
152	114	21	62	356	31	264	168	125	93	116	144	155	108	302	47	165	68
39	52	9	24	101	13	84	35	30	29	38	53	35	27	93	19	78	69
20	23	2	13	51	9	44	20	16	19	26	16	13	24	21	12	46	70
1				7		1			1	4				2		3	71
				1			2					1				2	72

STATE TABLE V.—TYPE OF FARM, BY SIZE,

[This table is presented in two sections, the first

	TYPE AND SIZE (See definitions in Introduction)	WEST NORTH CENTRAL DIVISION—Continued		SOUTH ATLANTIC DIVISION									EAST SOUTH CENTRAL DIVISION	
		NEBRASKA	KANSAS	DELAWARE	MARYLAND	DIST. OF COLUMBIA	VIRGINIA	WEST VIRGINIA	NORTH CAROLINA	SOUTH CAROLINA	GEORGIA	FLORIDA	KENTUCKY	TENNESSEE
	Dairy farms:	*Number*	*Number*	*Number*	*Number*	*Number*	*Number*	*Number*	*Number*	*Number*	*Number*	*Number*	*Number*	*Number*
1	Under 3 acres	44	119		9		35	32	22	45	121	30	15	23
2	3 to 9 acres	162	274	3	34		76	62	73	55	116	113	127	155
3	10 to 19 acres	142	268	8	69		94	74	139	91	144	168	209	208
4	20 to 49 acres	259	609	55	463		346	291	434	234	445	255	862	901
5	50 to 99 acres	310	1,338	192	1,442		677	807	770	191	556	134	1,913	1,623
6	100 to 174 acres	589	2,161	240	2,327		899	913	623	197	543	110	1,734	1,726
7	175 to 259 acres	267	993	106	920		540	392	259	93	304	59	677	709
8	260 to 499 acres	396	770	56	331		482	190	161	98	255	48	310	402
9	500 to 999 acres	236	98	6	50		169	52	38	36	100	29	50	66
10	1,000 to 4,999 acres	129	8		7		39	9	6	12	34	6	4	12
11	5,000 to 9,999 acres	1												1
12	10,000 acres and over													
	Animal-specialty farms:													
	Under 3 acres	1	9		1						1	9		1
13	3 to 9 acres	77	100		3		12	5	13	1	18	18	10	20
14	10 to 19 acres	282	245	1	21		96	23	59	25	58	55	227	244
15	20 to 49 acres	807	1,017	2	44		325	204	301	70	213	373	938	1,092
16	50 to 99 acres	2,616	3,466	13	83		895	867	499	87	263	374	2,543	2,574
17	100 to 174 acres	14,002	9,896	11	163		1,588	1,604	533	70	261	379	3,852	3,254
18	175 to 259 acres	8,841	6,881	5	119		1,222	1,133	280	38	219	188	1,998	1,800
19	260 to 499 acres	11,695	8,868	3	109		1,568	980	231	57	217	156	1,629	1,395
20	500 to 999 acres	4,257	2,918	2	27		647	251	48	36	120	59	355	392
21	1,000 to 4,999 acres	1,810	690		7		142	48	20	20	51	21	68	80
22	5,000 to 9,999 acres	41	10				2		1		3			1
23	10,000 acres and over	4	1					1			4			
	Stock ranches:													
	Under 3 acres	1	1									40		
24	3 to 9 acres		3									10		
25	10 to 19 acres	1	2				2				1	20		1
26	20 to 49 acres	3	11					5				52		2
27	50 to 99 acres	8	26				11	43	4			55	1	7
28	100 to 174 acres	17	120				17	215	13	1	6	47	5	15
29	175 to 259 acres	16	102				70	296	13	2	6	26	136	9
30	260 to 499 acres	105	504				132	444	30	3	28	49	161	14
31	500 to 999 acres	416	700				105	314	51	3	13	38	82	4
32	1,000 to 4,999 acres	1,610	915				78	152	16	7	21	29	23	1
34	5,000 to 9,999 acres	265	118					4		3	1	4		
35	10,000 acres and over	152	57				3			2	4	5		
	Poultry farms:													
36	Under 3 acres	108	239	24	173	2	119	37	47	32	57	244	23	20
37	3 to 9 acres	389	866	174	480	2	441	127	121	65	119	405	120	170
38	10 to 19 acres	220	557	229	391	1	458	118	118	42	69	413	135	235
39	20 to 49 acres	228	988	628	830		1,008	341	260	81	179	458	316	478
40	50 to 99 acres	169	1,541	578	597		965	485	309	74	153	120	347	477
41	100 to 174 acres	177	1,498	289	356		736	392	164	62	79	91	229	269
42	175 to 259 acres	67	493	56	75		280	113	39	20	29	26	76	62
43	260 to 499 acres	48	276	16	33		142	64	18	15	27	16	17	32
44	500 to 999 acres	15	20	3	5		30	5	4	5	8	5	4	
45	1,000 to 4,999 acres	5	1		1		2	3			1	5		
46	5,000 to 9,999 acres										1			
47	10,000 acres and over													
48	**Self-sufficing farms:**													
	Under 3 acres	28	66	1	20	3	44	58	23	31	70	24	43	32
49	3 to 9 acres	632	747	49	618		3,295	1,618	3,224	1,260	1,025	533	5,589	3,430
50	10 to 19 acres	362	582	71	737		6,100	2,493	4,977	1,517	1,643	910	8,770	7,222
51	20 to 49 acres	425	1,141	210	958		13,635	8,357	11,160	1,911	3,749	2,774	19,557	17,449
52	50 to 99 acres	391	1,436	214	761		11,658	11,255	9,218	1,170	3,038	1,154	20,760	15,676
53	100 to 174 acres	502	1,222	100	480		6,492	6,389	4,267	680	2,111	578	11,860	7,665
54	175 to 259 acres	120	250	26	121		1,816	1,709	1,019	235	654	138	2,790	1,734
55	260 to 499 acres	37	119	4	48		896	620	457	127	403	73	909	508
56	500 to 999 acres	28	18	1	4		182	107	59	42	59	4	197	88
57	1,000 to 4,999 acres	8	1				31	16	17	5	10		31	18
58	5,000 to 9,999 acres	1							1					1
59	10,000 acres and over													
60	**Abnormal farms:**													
	Under 3 acres	174	479	5	168	2	238	234	176	141	663	256	226	165
61	3 to 9 acres	1,039	2,171	162	1,571	4	5,199	2,305	3,191	2,006	1,467	1,255	4,461	3,765
62	10 to 19 acres	438	1,117	111	1,046	4	5,165	2,055	2,962	1,311	1,220	1,126	3,618	3,641
63	20 to 49 acres	314	1,176	176	1,033	10	6,343	4,089	4,423	1,124	1,805	1,408	5,328	5,056
64	50 to 99 acres	199	829	99	580	2	3,669	3,593	2,826	592	1,187	511	4,069	3,143
65	100 to 174 acres	233	567	51	300	1	2,093	1,768	1,328	388	843	249	2,130	1,566
66	175 to 259 acres	94	150	14	132	2	782	509	400	142	398	76	580	479
67	260 to 499 acres	152	142	8	90	1	644	319	260	116	347	55	345	353
68	500 to 999 acres	79	77	3	30	1	223	90	104	67	153	23	115	132
69	1,000 to 4,999 acres	35	31	1	15		120	28	42	41	101	26	57	48
70	5,000 to 9,999 acres	2	2				3		1	4	11	6	2	
71	10,000 acres and over	2						1		2	10	6		1
72														

1930, BY DIVISIONS AND STATES—Continued

section beginning on p. 46. See NOTE, bottom of p. 8]

East South Central Division—Con.		West South Central Division				Mountain Division								Pacific Division			
Alabama	Mississippi	Arkansas	Louisiana	Oklahoma	Texas	Montana	Idaho	Wyoming	Colorado	New Mexico	Arizona	Utah	Nevada	Washington	Oregon	California	
Number	*Number*	*Number*	*Number*	*Number*	*Number*	*Number*	*Number*	*Number*	*Number*	*Number*	*Number*	*Number*	*Number*	*Number*	*Number*	*Number*	
29	46	41	110	152	325	22	56	10	106	8	10	78	3	57	80	393	1
52	99	98	88	180	434	37	270	15	155	33	49	166	8	436	276	669	2
90	136	121	103	161	480	52	332	5	149	36	68	247	7	993	491	916	3
294	496	460	267	491	1,039	167	1,090	25	333	66	215	935	83	3,856	1,584	4,165	4
293	771	755	322	999	1,527	253	937	80	381	51	182	936	145	3,160	2,006	3,219	5
313	857	664	243	1,780	1,784	498	772	173	575	86	123	576	112	2,387	1,827	2,242	6
165	366	227	113	608	994	230	272	90	286	33	25	209	45	767	766	1,064	7
195	327	132	98	661	1,011	509	354	198	805	138	35	148	62	727	718	1,266	8
76	93	23	33	118	361	295	121	154	530	124	25	69	24	250	315	802	9
34	16	4	16	24	117	110	22	61	215	61	13	9	10	89	87	427	10
----	1	----	----	1	2	2	1	----	4	1	----	----	----	1	----	14	11
----	----	----	----	1	----	----	----	1	1	2	----	----	----	----	----	2	12
----	----	3	----	1	5	2	1	----	3	----	1	----	----	4	2	4	13
2	6	8	11	16	31	4	10	2	34	32	12	13	1	15	9	34	14
24	25	49	75	95	132	14	43	3	56	67	27	49	3	67	32	115	15
133	114	234	215	379	482	47	223	21	179	112	77	313	22	142	172	320	16
197	133	353	190	983	801	97	431	70	468	99	66	597	27	194	282	303	17
187	191	542	166	2,088	1,102	300	547	198	1,085	130	78	539	27	279	457	342	18
96	124	303	67	971	732	164	298	137	474	53	13	233	16	131	250	191	19
138	135	320	77	1,053	1,065	723	444	376	1,403	153	31	259	23	208	403	371	20
108	66	92	37	751	640	783	256	442	1,044	117	11	93	14	120	215	208	21
49	25	17	11	313	228	341	90	206	543	67	6	10	3	79	58	117	22
3	1	----	1	7	8	5	----	3	8	----	----	----	1	2	2	6	23
1	----	----	----	1	2	----	----	----	2	----	----	----	----	1	----	1	24
7	----	2	11	3	54	74	175	34	116	959	1,305	364	37	24	91	140	25
----	----	----	7	----	10	3	12	1	14	283	506	37	3	1	----	3	26
----	----	----	4	----	15	----	7	1	8	227	331	29	2	3	----	10	27
1	----	2	20	2	52	14	15	6	57	187	195	79	6	7	17	42	28
1	----	----	22	2	135	28	36	11	100	79	101	151	17	12	20	66	29
5	4	5	31	60	557	207	114	132	355	285	208	245	66	45	111	315	30
21	8	5	31	26	775	124	83	76	216	87	31	182	44	21	79	209	31
55	58	12	79	120	2,368	742	267	323	750	482	130	347	126	85	344	642	32
77	79	18	64	167	3,449	1,519	338	802	1,061	901	296	387	154	132	562	1,075	33
90	66	14	68	420	5,641	3,375	419	1,938	1,747	1,548	306	453	268	242	1,119	1,998	34
4	1	----	5	98	1,283	505	45	389	243	388	99	69	39	61	159	355	35
----	----	----	2	69	1,293	328	24	327	169	480	152	45	60	55	146	266	36
44	17	14	11	108	240	28	58	20	246	14	92	531	18	741	199	5,274	37
81	53	87	61	340	623	69	137	18	488	45	177	390	38	2,325	660	4,614	38
88	41	102	51	250	508	22	102	14	244	36	108	220	21	1,960	575	2,377	39
226	94	316	80	547	898	46	152	21	206	39	88	358	61	2,339	740	1,698	40
164	60	274	40	674	1,168	31	126	33	109	20	45	156	43	777	397	585	41
85	38	179	25	676	1,046	58	108	29	127	27	52	93	30	322	285	440	42
31	14	50	3	163	430	23	40	8	40	11	10	28	6	94	103	151	43
16	11	18	4	127	274	61	47	38	119	22	28	40	10	54	102	187	44
9	5	----	1	23	69	27	15	28	39	23	18	14	5	17	23	67	45
2	1	----	1	1	15	6	3	5	11	5	6	----	----	7	7	30	46
----	1	----	----	----	2	----	----	1	----	----	----	----	----	----	----	1	47
----	----	----	----	----	1	----	----	----	----	----	1	----	----	----	----	----	48
37	33	52	70	104	145	5	19	1	19	20	32	15	----	53	49	56	49
1,403	880	928	869	688	1,595	79	198	24	221	1,208	124	190	9	735	654	423	50
2,053	1,578	1,478	1,452	1,000	1,930	55	147	13	122	819	83	146	13	714	538	333	51
4,447	3,379	5,173	2,693	4,103	3,721	136	255	43	227	585	156	253	31	943	820	433	52
2,570	2,407	4,616	1,128	4,484	3,061	160	224	39	206	239	78	148	20	468	510	268	53
1,579	1,388	3,561	548	3,075	1,962	402	319	95	364	364	144	92	28	501	579	402	54
491	427	853	142	569	637	96	70	25	98	84	20	30	9	120	138	117	55
287	228	404	58	354	393	314	54	125	273	219	31	28	7	76	103	160	56
67	22	24	9	51	79	151	23	166	151	179	35	19	5	19	52	39	57
7	----	9	3	4	16	7	2	6	1	28	1	1	----	2	4	2	58
----	----	----	----	----	----	----	----	----	----	2	----	----	----	----	----	----	59
----	----	----	----	----	----	----	----	----	----	2	----	----	----	----	----	----	60
228	207	277	320	455	1,096	75	130	46	236	223	238	330	8	449	263	1,092	61
1,394	1,124	1,024	953	1,282	3,039	297	746	83	1,075	865	377	1,002	22	2,798	2,117	3,408	62
1,184	1,037	895	823	909	2,140	190	338	48	496	581	198	602	55	2,145	1,476	1,796	63
1,904	1,873	1,804	1,158	1,567	2,391	273	500	100	497	490	224	628	52	2,398	1,619	1,361	64
960	1,135	1,109	475	1,191	1,404	251	352	91	292	242	128	244	27	897	826	524	65
638	759	799	245	848	983	545	505	174	569	342	198	197	50	704	824	534	66
248	314	220	67	203	402	126	115	51	140	90	35	59	10	147	234	164	67
230	267	154	79	193	308	452	176	194	410	215	71	75	16	182	255	270	68
86	101	42	39	64	153	263	112	257	246	267	82	41	20	75	140	149	69
52	50	23	23	35	78	109	14	73	98	68	39	5	13	29	60	90	70
4	3	1	1	5	8	3	1	4	3	6	2	----	1	----	----	11	71
1	1	----	2	2	1	5	----	3	2	3	6	----	----	1	2	6	72

STATE TABLE VI.—TYPE OF FARM, BY SPECIFIED VALUE OF FARM PRODUCTS SOLD,

[This table is presented in two sections, the second

	TYPE, BY VALUE OF PRODUCTS (See definitions in Introduction)	UNITED STATES	GEOGRAPHIC DIVISIONS									NEW ENGLAND DIVISION	
			NEW ENGLAND	MIDDLE ATLANTIC	EAST NORTH CENTRAL	WEST NORTH CENTRAL	SOUTH ATLANTIC	EAST SOUTH CENTRAL	WEST SOUTH CENTRAL	MOUNTAIN	PACIFIC	MAINE	NEW HAMPSHIRE
		Number	Number	Number	Number	Number	Number	Number	Number	Number	Number	Number	Number
	All types:												
1	Under $250	397,517	9,555	18,989	44,911	34,217	89,182	86,880	76,046	17,907	19,830	3,868	965
2	$250-$399	518,032	10,351	22,567	52,982	42,769	120,848	132,725	105,200	14,369	16,221	3,480	1,809
3	$400-$599	766,118	11,847	30,685	76,644	66,853	175,764	200,642	165,804	17,658	20,221	4,024	1,671
4	$600-$999	1,245,684	18,251	50,624	144,566	134,861	266,910	299,440	270,133	29,744	31,155	6,276	2,496
5	$1,000-$1,499	937,910	15,565	48,011	152,131	155,910	165,870	163,450	178,744	29,650	28,579	5,147	1,962
6	$1,500-$2,499	981,163	19,762	67,014	218,420	255,606	113,683	88,245	137,759	41,362	39,312	5,513	2,354
7	$2,500-$3,999	628,006	16,643	55,607	149,151	213,524	41,351	23,973	60,559	33,970	33,798	3,923	1,626
8	$4,000-$5,999	291,112	9,469	29,396	59,082	102,666	15,613	7,565	23,966	20,360	22,995	2,312	838
9	$6,000-$9,999	147,753	6,332	14,945	22,010	47,236	8,803	3,849	13,188	13,584	17,806	1,968	503
10	$10,000-$19,999	61,606	3,091	4,561	5,944	16,543	4,164	1,671	6,525	7,357	11,750	1,201	202
11	$20,000 and over	24,981	1,121	1,249	1,765	5,769	1,582	646	3,035	3,573	6,241	352	70
	General farms:												
12	Under $250	21,532	244	1,122	3,923	3,161	4,222	4,324	3,296	774	466	108	33
13	$250-$399	48,046	789	2,611	9,370	7,710	8,387	9,877	6,823	1,376	1,103	295	125
14	$400-$599	109,515	1,602	6,435	22,530	19,154	18,183	21,764	14,909	2,803	2,135	705	201
15	$600-$999	260,157	4,341	17,690	61,457	51,792	38,970	41,556	32,401	7,048	4,902	1,977	606
16	$1,000-$1,499	238,716	4,118	18,273	67,038	58,992	28,741	26,415	23,560	7,185	4,394	1,916	547
17	$1,500-$2,499	224,316	3,495	18,801	71,394	71,288	17,814	14,138	15,037	8,009	4,340	1,593	437
18	$2,500-$3,999	102,272	1,614	9,964	30,882	39,226	5,945	3,377	4,335	4,517	2,412	688	185
19	$4,000-$5,999	29,550	616	3,963	7,437	11,324	1,896	791	940	1,565	1,018	221	57
20	$6,000-$9,999	8,431	260	1,718	1,653	2,692	638	247	272	561	390	61	18
21	$10,000-$19,999	1,496	80	326	211	341	151	83	48	148	108	10	13
22	$20,000 and over	233	18	32	26	43	22	20	10	21	41	2	1
	Cash-grain farms:												
23	Under $250	9,509	----------	238	1,538	3,186	508	533	1,564	1,629	313	----------	----------
24	$250-$399	11,984	----------	271	2,160	4,322	537	1,110	1,653	1,603	328	----------	----------
25	$400-$599	18,359	4	370	3,226	7,612	791	1,204	2,347	2,339	466	4	----------
26	$600-$999	42,389	6	666	7,283	20,000	1,284	1,733	5,334	4,979	1,104	4	----------
27	$1,000-$1,499	57,614	7	663	10,230	30,660	1,069	1,061	6,339	6,246	1,339	5	----------
28	$1,500-$2,499	109,983	1	820	20,251	64,747	1,243	803	9,920	9,559	2,636	----------	----------
29	$2,500-$3,999	108,206	7	449	22,198	64,589	979	355	8,145	8,215	3,269	2	----------
30	$4,000-$5,999	59,080	2	111	12,362	33,348	431	125	5,073	4,696	2,932	----------	----------
31	$6,000-$9,999	27,620	3	22	4,553	13,830	127	49	3,794	2,514	2,728	----------	----------
32	$10,000-$19,999	8,204	1	3	576	3,168	14	14	1,826	755	1,847	----------	----------
33	$20,000 and over	1,778	----------	----------	35	407	1	2	448	129	756	----------	----------
	Cotton farms:												
34	Under $250	95,098	----------	----------	3	442	21,674	27,650	45,193	103	33	----------	----------
35	$250-$399	164,514	----------	----------	15	849	39,828	53,744	69,885	153	40	----------	----------
36	$400-$599	208,440	----------	----------	12	1,412	70,875	105,764	120,045	267	65	----------	----------
37	$600-$999	508,173	----------	----------	28	3,013	117,156	183,844	203,368	570	194	----------	----------
38	$1,000-$1,499	307,552	----------	----------	10	2,668	69,340	102,650	131,990	640	254	----------	----------
39	$1,500-$2,499	183,825	----------	----------	5	3,123	38,268	46,301	94,490	1,133	505	----------	----------
40	$2,500-$3,999	55,562	----------	----------	1	1,297	8,432	7,517	36,765	994	558	----------	----------
41	$4,000-$5,999	16,350	----------	----------	----------	484	1,861	1,353	11,591	629	432	----------	----------
42	$6,000-$9,999	6,982	----------	----------	----------	224	766	564	4,437	579	412	----------	----------
43	$10,000-$19,999	2,626	----------	----------	1	60	249	206	1,429	388	293	----------	----------
44	$20,000 and over	903	----------	----------	----------	16	42	91	403	164	187	----------	----------
	Crop-specialty farms												
45	Under $250	16,197	872	1,272	2,256	1,075	4,102	3,625	850	1,393	752	373	80
46	$250-$399	26,436	565	1,257	2,359	910	10,203	7,907	909	1,623	703	193	114
47	$400-$599	47,150	536	1,398	3,238	1,041	21,699	14,790	1,342	2,112	994	223	63
48	$600-$999	97,587	909	2,542	6,416	1,783	50,731	26,499	2,716	4,156	1,835	445	80
49	$1,000-$1,499	85,639	938	2,437	6,337	1,824	46,320	18,829	2,327	4,815	1,812	513	52
50	$1,500-$2,499	77,380	1,509	3,059	8,353	2,729	36,015	13,334	2,310	7,526	2,545	1,001	34
51	$2,500-$3,999	40,667	1,863	2,727	5,190	2,781	11,695	5,050	1,126	7,900	2,335	1,359	24
52	$4,000-$5,999	20,209	1,592	1,741	1,873	2,084	3,284	1,598	503	5,816	1,718	1,183	15
53	$6,000-$9,999	12,480	1,718	1,223	582	1,302	1,416	686	277	3,838	1,438	1,377	7
54	$10,000-$19,999	5,705	1,224	546	150	457	623	214	158	1,371	962	1,011	5
55	$20,000 and over	1,929	412	152	37	87	201	49	151	292	548	287	2
	Fruit farms:												
56	Under $250	10,727	48	347	547	147	2,664	259	855	305	5,555	29	4
57	$250-$399	7,334	103	431	613	228	1,579	194	710	224	3,252	26	22
58	$400-$599	10,424	184	728	961	412	1,949	302	1,364	307	4,217	44	29
59	$600-$999	20,748	460	1,503	2,132	880	3,671	633	2,913	694	7,862	155	40
60	$1,000-$1,499	20,084	447	1,746	2,123	762	3,102	579	2,387	805	8,133	131	48
61	$1,500-$2,499	24,481	530	2,464	2,490	780	3,528	598	1,851	966	11,274	148	52
62	$2,500-$3,999	18,727	350	2,142	1,750	413	2,237	267	833	822	9,913	87	31
63	$4,000-$5,999	11,688	229	1,250	957	194	1,316	136	297	491	6,818	37	22
64	$6,000-$9,999	8,813	153	833	594	96	1,090	61	145	308	5,533	23	17
65	$10,000-$19,999	5,598	108	410	262	42	742	42	74	189	3,729	4	8
66	$20,000 and over	2,793	62	135	111	22	439	14	32	78	1,900	2	2

TRADED, OR USED BY OPERATOR'S FAMILY, 1929, BY DIVISIONS AND STATES

section beginning on p. 58. See NOTE, bottom of p. 8]

New England Division—Con.				Middle Atlantic Division			East North Central Division					West North Central Division					
Vermont	Massachusetts	Rhode Island	Connecticut	New York	New Jersey	Pennsylvania	Ohio	Indiana	Illinois	Michigan	Wisconsin	Minnesota	Iowa	Missouri	North Dakota	South Dakota	
Number	*Number*	*Number*	*Number*	*Number*	*Number*	*Number*	*Number*	*Number*	*Number*	*Number*	*Number*	*Number*	*Number*	*Number*	*Number*	*Number*	
2,009	1,343	246	1,124	8,274	783	9,932	12,456	10,489	8,154	9,502	4,310	5,006	3,226	15,654	1,140	2,602	1
1,690	1,867	245	1,350	8,698	1,015	12,854	14,660	12,306	10,100	10,428	5,488	5,745	4,670	19,944	1,303	1,930	2
1,932	2,312	302	1,606	11,447	1,596	17,642	20,164	17,445	15,453	15,098	8,484	9,265	7,561	29,875	2,364	2,697	3
3,061	3,660	447	2,311	19,431	2,861	28,332	36,235	31,467	29,097	29,459	18,308	19,965	15,917	53,515	5,994	6,330	4
3,058	3,183	362	1,853	19,822	2,803	25,386	35,807	30,269	29,042	30,843	26,170	26,314	22,310	45,249	9,821	9,676	5
4,912	4,037	456	2,490	31,324	3,990	31,700	47,168	36,099	42,886	38,020	54,247	49,962	49,465	44,147	20,895	21,082	6
4,435	3,319	401	2,339	28,860	4,011	22,736	27,521	21,484	38,354	19,499	42,293	41,966	54,688	20,263	20,157	20,339	7
2,209	2,197	297	1,616	15,571	3,032	10,793	9,881	8,605	20,811	6,048	13,737	16,265	30,651	7,395	9,885	9,964	8
994	1,514	232	1,121	7,398	2,346	5,201	3,623	3,562	9,336	1,995	3,494	4,939	14,412	3,741	4,182	4,174	9
224	775	119	570	2,140	1,103	1,318	1,080	1,110	2,668	541	545	902	4,687	1,875	810	1,171	10
77	361	56	205	593	316	340	338	314	732	189	192	170	1,387	807	107	340	11
33	36	8	26	448	19	655	896	1,010	865	808	344	390	212	1,745	106	200	12
127	138	24	80	1,060	78	1,473	2,358	2,363	2,074	1,837	738	869	665	4,045	202	281	13
237	237	40	182	2,300	195	3,940	6,093	5,716	5,002	4,171	1,548	2,140	1,803	9,984	496	504	14
592	641	98	427	6,046	512	11,132	17,017	15,161	13,143	11,958	4,178	6,264	5,741	24,483	1,405	1,735	15
583	595	86	391	5,947	537	11,789	19,238	15,780	13,608	13,652	4,760	9,309	7,717	21,547	2,319	3,065	16
604	517	66	278	6,264	559	11,978	21,931	15,094	13,031	15,390	5,948	16,654	12,647	14,688	4,043	5,839	17
298	268	27	148	3,307	404	6,253	9,434	5,991	5,868	6,303	3,286	12,697	8,856	3,697	2,539	3,995	18
106	149	17	66	1,226	261	2,476	2,072	1,326	1,647	1,467	925	3,877	3,198	555	795	1,122	19
43	76	11	51	412	205	1,101	423	295	398	305	232	870	788	138	225	218	20
7	28	3	19	91	84	151	69	37	51	37	17	65	88	29	27	9	21
--------	11	3	1	7	14	11	9	2	10	4	1	9	5	3	2	1	22
--------	--------	--------	--------	44	1	193	441	455	392	204	46	169	199	1,013	421	396	23
--------	--------	--------	--------	48	4	219	605	729	564	215	47	312	286	1,088	576	540	24
--------	--------	--------	--------	70	8	292	878	1,031	961	276	80	545	585	1,406	1,181	951	25
--------	2	--------	--------	110	23	533	1,861	2,241	2,655	407	119	1,394	1,858	2,668	3,657	2,332	26
--------	2	--------	--------	72	21	570	2,364	2,544	4,877	351	94	1,954	3,240	2,514	6,495	3,416	27
--------	1	--------	--------	67	31	722	3,704	3,866	12,304	327	53	4,370	8,096	2,908	15,058	7,018	28
--------	5	--------	--------	28	10	411	2,500	3,115	16,395	170	18	4,524	10,737	1,510	15,787	6,641	29
--------	2	--------	--------	8	7	96	870	1,431	10,013	42	6	2,147	6,406	448	7,911	3,268	30
--------	3	--------	--------	2	1	19	244	480	3,819	10	--------	620	2,422	162	3,194	1,097	31
--------	1	--------	--------	--------	1	2	42	61	468	3	2	65	283	29	535	189	32
--------	--------	--------	--------	--------	--------	--------	3	5	27	--------	--------	8	21	4	42	20	33
--------	--------	--------	--------	--------	--------	--------	--------	--------	3	--------	--------	--------	--------	434	--------	--------	34
--------	--------	--------	--------	--------	--------	--------	--------	--------	15	--------	--------	--------	--------	845	--------	--------	35
--------	--------	--------	--------	--------	--------	--------	--------	--------	12	--------	--------	--------	--------	1,397	--------	--------	36
--------	--------	--------	--------	--------	--------	--------	--------	--------	28	--------	--------	--------	--------	2,985	--------	--------	37
--------	--------	--------	--------	--------	--------	--------	--------	--------	10	--------	--------	--------	--------	2,664	--------	--------	38
--------	--------	--------	--------	--------	--------	--------	--------	--------	5	--------	--------	--------	--------	3,121	--------	--------	39
--------	--------	--------	--------	--------	--------	--------	--------	--------	1	--------	--------	--------	--------	1,296	--------	--------	40
--------	--------	--------	--------	--------	--------	--------	--------	--------	--------	--------	--------	--------	--------	484	--------	--------	41
--------	--------	--------	--------	--------	--------	--------	--------	--------	--------	--------	--------	--------	--------	224	--------	--------	42
--------	--------	--------	--------	--------	--------	--------	--------	--------	1	--------	--------	--------	--------	60	--------	--------	43
--------	--------	--------	--------	--------	--------	--------	--------	--------	--------	--------	--------	--------	--------	16	--------	--------	44
204	97	7	111	850	6	416	402	277	202	889	486	598	31	220	33	91	45
101	84	6	67	807	18	432	507	335	136	959	422	431	30	190	31	90	46
124	69	3	54	879	29	490	729	476	220	1,296	517	481	40	205	45	89	47
139	124	3	118	1,457	83	1,002	1,405	902	390	2,795	924	736	77	348	71	139	48
102	125	4	142	1,259	93	1,085	1,251	723	391	3,012	960	760	62	286	81	138	49
75	171	4	224	1,445	158	1,456	1,374	653	415	4,261	1,650	1,141	69	359	154	213	50
50	206	--------	224	1,161	225	1,341	715	324	231	2,462	1,458	1,086	78	227	237	198	51
20	150	2	222	613	227	901	245	172	127	713	616	661	84	92	209	172	52
22	113	2	197	376	234	613	113	60	43	200	166	308	38	41	171	101	53
11	64	2	131	197	150	199	31	21	20	28	50	95	13	18	55	27	54
3	29	2	89	87	25	40	6	3	3	5	20	23	4	5	13	3	55
2	7	1	5	276	16	55	183	49	65	241	9	16	12	99	--------	--------	56
6	40	3	6	333	40	58	181	51	85	265	31	24	24	136	--------	--------	57
9	76	7	19	516	89	123	278	79	157	414	33	40	46	210	--------	2	58
20	191	10	44	1,045	210	248	501	188	306	1,053	84	104	99	510	--------	--------	59
20	194	10	44	1,229	190	327	464	178	343	1,066	72	98	98	424	--------	1	60
19	223	18	70	1,775	251	438	488	163	471	1,283	85	98	79	428	--------	1	61
15	156	15	46	1,581	197	364	286	106	358	949	51	67	34	207	--------	2	62
13	123	5	29	887	117	246	192	75	202	447	41	28	18	82	--------	3	63
12	71	3	27	561	103	169	92	54	133	281	34	11	11	39	--------	--------	64
6	65	3	22	204	96	110	42	32	70	93	25	1	3	25	--------	--------	65
10	39	4	5	47	44	44	12	15	34	35	15	2	2	8	--------	--------	66

STATE TABLE VI.—TYPE OF FARM, BY SPECIFIED VALUE OF FARM PRODUCTS SOLD,

[This table is presented in two sections, the second

	TYPE, BY VALUE OF PRODUCTS (See definitions in Introduction)	West North Central Division—Continued		South Atlantic Division									East South Central Division	
		NEBRASKA	KANSAS	DELAWARE	MARYLAND	DIST. OF COLUMBIA	VIRGINIA	WEST VIRGINIA	NORTH CAROLINA	SOUTH CAROLINA	GEORGIA	FLORIDA	KENTUCKY	TENNESSEE
		Number	*Number*	*Number*	*Number*	*Number*	*Number*	*Number*	*Number*	*Number*	*Number*	*Number*	*Number*	*Number*
	All types:													
1	Under $250	1,580	5,009	378	2,386	----	17,424	7,031	21,103	16,664	15,868	8,328	27,549	21,460
2	$250-$399	2,554	6,623	442	3,289	8	22,626	11,784	29,328	18,678	27,365	7,328	37,995	32,225
3	$400-$599	4,386	10,705	639	4,187	9	29,198	17,015	43,102	27,399	45,603	8,612	44,218	46,930
4	$600-$999	10,535	22,605	1,369	6,705	9	40,551	21,359	72,458	42,270	71,228	10,961	54,368	65,134
5	$1,000-$1,499	16,449	26,091	1,504	6,083	14	21,589	10,754	52,134	25,343	41,898	6,551	28,523	35,371
6	$1,500-$2,499	33,173	36,882	2,147	7,470	11	16,841	5,950	36,171	14,391	25,221	5,481	20,935	20,480
7	$2,500-$3,999	29,843	26,268	1,509	6,147	15	7,749	2,515	9,668	3,631	7,283	2,864	8,559	6,545
8	$4,000-$5,999	14,995	13,481	720	3,261	7	3,575	1,010	2,292	1,020	2,168	1,560	3,143	2,254
9	$6,000-$9,999	7,846	7,942	356	1,582	4	2,305	656	950	588	1,120	1,242	1,604	1,110
10	$10,000-$19,999	3,308	3,790	120	490	3	1,212	316	356	307	523	837	659	457
11	$20,000 and over	1,453	1,505	36	125	3	412	131	114	93	191	477	263	139
	General farms:													
12	Under $250	133	375	22	81	----	758	152	1,078	672	978	481	1,688	1,410
13	$250-$399	423	1,225	66	367	----	1,764	705	2,074	1,029	1,514	868	3,691	3,615
14	$400-$599	1,042	3,185	130	867	----	4,416	2,117	4,418	1,505	2,991	1,739	8,086	8,642
15	$600-$999	3,262	8,902	442	2,085	----	10,615	5,847	9,266	2,319	5,411	2,985	14,885	16,654
16	$1,000-$1,499	4,997	10,038	588	2,307	----	8,852	4,762	6,175	1,213	3,284	1,560	10,458	10,263
17	$1,500-$2,499	7,568	9,849	839	2,558	----	5,747	2,453	3,110	626	1,833	648	5,961	5,614
18	$2,500-$3,999	3,901	3,541	550	1,755	----	1,647	524	653	179	474	163	1,604	1,291
19	$4,000-$5,999	1,009	768	222	802	----	370	97	155	56	152	42	417	281
20	$6,000-$9,999	303	150	75	314	----	103	30	24	18	62	12	136	79
21	$10,000-$19,999	83	40	15	57	----	31	7	3	12	23	3	48	29
22	$20,000 and over	19	4	1	8	----	6	2	----	1	2	2	8	9
	Cash-grain farms:													
23	Under $250	215	773	7	6	----	110	27	72	183	85	18	188	319
24	$250-$399	455	1,065	9	27	----	143	42	100	140	58	18	426	660
25	$400-$599	989	1,955	22	77	----	191	42	255	109	54	41	456	740
26	$600-$999	3,002	5,089	60	210	----	423	92	323	91	50	35	614	1,079
27	$1,000-$1,499	5,594	7,447	73	304	----	349	86	173	48	26	10	427	612
28	$1,500-$2,499	13,015	14,282	106	516	----	390	79	95	37	14	6	346	444
29	$2,500-$3,999	12,113	13,277	80	590	----	190	67	29	11	8	4	151	193
30	$4,000-$5,999	5,448	7,720	44	294	----	59	17	7	5	3	2	70	52
31	$6,000-$9,999	2,044	4,291	13	92	----	10	5	4	2	1	----	29	19
32	$10,000-$19,999	437	1,630	1	9	----	3	1	----	----	----	----	12	2
33	$20,000 and over	52	260	----	----	----	----	----	----	----	1	----	2	----
	Cotton farms:													
34	Under $250	----	8	----	----	----	196	----	4,148	8,870	7,941	519	10	1,908
35	$250-$399	----	4	----	----	----	302	----	7,318	12,854	18,524	830	25	5,570
36	$400-$599	----	15	----	----	----	617	----	12,894	20,907	35,129	1,328	50	12,684
37	$600-$999	----	28	----	----	----	1,110	----	23,245	33,591	57,523	1,687	148	22,924
38	$1,000-$1,499	----	4	----	----	----	649	----	16,272	19,751	31,889	779	169	12,703
39	$1,500-$2,499	----	2	----	----	----	446	----	10,398	10,707	16,345	372	132	5,847
40	$2,500-$3,999	----	1	----	----	----	98	----	2,278	2,288	3,685	83	33	1,064
41	$4,000-$5,999	----	----	----	----	----	32	----	417	549	847	16	7	237
42	$6,000-$9,999	----	----	----	----	----	6	----	110	279	364	7	----	107
43	$10,000-$19,999	----	----	----	----	----	2	----	25	96	125	1	1	22
44	$20,000 and over	----	----	----	----	----	----	----	11	8	23	----	----	10
	Crop-specialty farms:													
45	Under $250	48	54	1	38	----	875	70	1,996	636	339	147	2,645	717
46	$250-$399	65	73	5	149	----	2,234	97	5,406	1,260	784	268	5,700	1,831
47	$400-$599	90	91	15	356	----	4,670	200	12,050	2,388	1,602	418	10,401	3,821
48	$600-$999	210	202	41	1,046	----	9,617	464	29,677	4,804	4,302	780	18,253	7,291
49	$1,000-$1,499	263	234	73	1,225	----	7,821	343	27,484	3,684	4,999	691	13,134	5,082
50	$1,500-$2,499	482	311	127	1,434	----	5,884	197	20,349	2,336	5,090	598	9,575	3,318
51	$2,500-$3,999	662	293	77	813	----	2,590	49	5,408	635	1,822	301	3,827	1,023
52	$4,000-$5,999	670	196	41	282	----	1,162	15	1,046	150	425	163	1,251	281
53	$6,000-$9,999	526	117	23	112	----	603	7	296	85	148	142	558	98
54	$10,000-$19,999	189	60	16	32	----	232	3	85	74	45	136	172	26
55	$20,000 and over	23	16	2	2	----	61	----	16	33	21	66	39	6
	Fruit farms:													
56	Under $250	8	12	7	17	----	39	23	55	2	127	2,394	16	27
57	$250-$399	12	32	17	48	----	78	29	95	4	138	1,170	25	46
58	$400-$599	31	53	21	104	----	122	40	147	7	109	1,399	63	97
59	$600-$999	45	122	64	248	----	394	124	346	24	180	2,291	116	243
60	$1,000-$1,499	32	109	82	214	----	413	156	351	21	151	1,714	99	261
61	$1,500-$2,499	34	140	134	199	----	484	175	338	40	193	1,965	119	249
62	$2,500-$3,999	19	84	96	123	----	421	136	153	29	151	1,128	67	108
63	$4,000-$5,999	10	53	63	72	----	261	73	71	14	143	619	35	55
64	$6,000-$9,999	4	31	36	60	----	231	91	62	11	123	476	10	25
65	$10,000-$19,999	3	10	24	35	----	182	69	27	12	109	284	11	14
66	$20,000 and over	----	10	17	17	----	91	46	10	4	63	191	3	3

TRADED, OR USED BY OPERATOR'S FAMILY, 1929, BY DIVISIONS AND STATES—Continued

section beginning on p. 58. See NOTE, bottom of p. 8]

East South Central Division—Continued		West South Central Division				Mountain Division								Pacific Division			
ALABAMA	MISSISSIPPI	ARKANSAS	LOUISIANA	OKLAHOMA	TEXAS	MONTANA	IDAHO	WYOMING	COLORADO	NEW MEXICO	ARIZONA	UTAH	NEVADA	WASHINGTON	OREGON	CALIFORNIA	
Number	*Number*	*Number*	*Number*	*Number*	*Number*	*Number*	*Number*	*Number*	*Number*	*Number*	*Number*	*Number*	*Number*	*Number*	*Number*	*Number*	
20,916	16,955	15,161	10,235	12,282	38,368	2,736	1,434	848	3,490	5,722	2,135	1,339	203	5,081	4,342	10,407	1
32,565	29,940	25,998	17,318	16,356	45,528	2,255	1,868	716	2,919	3,623	1,076	1,731	181	5,048	4,053	7,110	2
51,818	57,676	43,095	30,668	24,648	67,393	3,037	2,487	1,012	3,968	3,381	1,219	2,346	208	6,262	5,232	8,727	3
78,272	101,666	71,739	49,823	41,022	107,549	5,590	4,567	1,839	7,154	4,043	1,906	4,322	333	9,588	7,786	13,781	4
40,494	59,062	40,561	26,316	32,725	79,142	6,361	5,066	1,938	7,516	3,061	1,337	4,126	305	8,249	6,755	13,575	5
18,344	28,486	22,305	12,930	33,150	69,374	9,246	7,881	2,853	10,338	3,609	1,573	5,379	483	10,678	8,800	19,834	6
3,541	5,328	5,822	3,355	17,919	33,463	7,444	7,653	2,227	8,647	2,656	1,191	3,684	468	8,813	6,712	18,273	7
1,037	1,131	1,648	1,403	7,136	13,779	4,362	4,565	1,568	5,366	1,450	890	1,792	367	5,854	3,825	13,316	8
591	544	1,007	1,003	3,334	7,844	2,595	3,002	1,199	3,682	929	802	1,084	291	4,345	2,482	10,979	9
287	268	566	633	1,125	4,261	1,206	1,363	715	2,107	561	635	520	250	2,422	1,360	7,968	10
130	114	197	312	451	2,075	563	504	428	1,011	300	387	208	172	885	601	4,755	11
657	569	874	227	808	1,387	122	54	55	156	297	42	39	9	182	186	98	12
1,371	1,200	1,998	759	1,909	2,157	219	168	81	332	371	52	136	17	387	427	289	13
2,662	2,374	4,389	1,666	4,299	4,555	441	385	168	768	531	95	379	36	820	877	438	14
4,605	5,412	8,816	3,206	10,292	10,087	1,134	1,246	503	1,753	814	296	1,231	71	1,859	2,118	925	15
2,512	3,182	5,219	1,655	8,840	7,846	1,260	1,396	567	1,894	517	217	1,273	61	1,506	2,076	812	16
1,114	1,449	2,080	619	7,252	5,086	1,363	1,865	661	2,042	475	127	1,388	88	1,306	2,198	836	17
223	259	343	138	2,456	1,398	730	1,406	304	1,056	197	62	686	76	662	1,217	533	18
50	43	54	28	575	283	264	489	115	349	72	45	193	38	251	496	271	19
20	12	11	10	166	85	71	169	30	156	18	28	61	28	109	141	140	20
4	2	4	1	21	22	15	45	9	30	12	11	13	13	31	24	53	21
2	1	1	----------	6	3	2	5	----------	5	1	4	1	3	8	2	31	22
12	14	18	36	915	595	756	80	60	346	320	19	48	----------	136	86	91	23
13	11	33	53	944	593	648	129	83	325	316	31	68	3	115	96	117	24
4	4	97	155	1,317	778	1,056	260	136	497	254	27	105	4	152	176	138	25
25	15	167	468	3,096	1,603	2,298	685	280	1,106	321	47	237	5	406	381	317	26
16	6	136	566	3,947	1,690	3,036	998	286	1,249	361	25	288	3	516	457	366	27
11	2	160	848	6,396	2,516	4,526	1,671	389	2,047	508	22	389	7	1,188	860	588	28
6	5	186	621	5,017	2,321	3,717	1,754	294	1,753	420	8	252	7	1,633	946	690	29
2	1	233	479	2,492	1,860	2,050	1,163	143	956	240	4	137	3	1,603	785	544	30
1	----------	304	459	1,246	1,785	995	737	87	492	131	7	63	2	1,503	644	581	31
----------	----------	158	327	300	1,041	245	255	22	140	65	5	21	2	926	408	513	32
----------	----------	37	93	28	290	47	50	3	22	6	----------	1	----------	264	126	366	33
14,082	11,650	7,725	6,302	4,267	26,899	----------	----------	----------	----------	37	66	----------	----------	----------	----------	33	34
24,748	23,401	16,495	12,337	6,848	34,205	----------	----------	----------	----------	80	73	----------	----------	----------	----------	40	35
43,280	49,750	31,268	23,980	12,003	52,794	----------	----------	----------	----------	146	121	----------	----------	----------	----------	65	36
69,527	91,245	56,746	40,811	20,566	85,245	----------	----------	----------	----------	297	273	----------	----------	----------	----------	194	37
36,362	53,416	32,817	21,024	16,232	61,917	----------	----------	----------	----------	398	242	----------	----------	----------	----------	254	38
15,649	24,673	17,895	8,830	15,176	52,589	----------	----------	----------	----------	698	435	----------	----------	----------	----------	505	39
2,413	4,007	4,245	1,356	7,623	23,541	----------	----------	----------	----------	550	444	----------	----------	----------	----------	556	40
471	638	864	277	2,497	7,953	----------	----------	----------	----------	304	325	----------	----------	----------	----------	432	41
222	233	397	111	908	3,021	----------	----------	----------	----------	218	361	----------	----------	----------	----------	412	42
58	125	169	55	179	1,026	----------	----------	----------	----------	113	275	----------	----------	----------	----------	293	43
23	58	80	40	15	268	----------	----------	----------	----------	32	132	----------	----------	----------	----------	187	44
206	57	70	195	225	360	247	174	68	295	422	19	145	23	244	155	353	45
284	92	67	324	209	309	200	229	86	426	426	29	178	49	221	152	330	46
446	122	80	587	262	413	250	289	108	611	479	52	271	52	235	233	526	47
718	237	189	1,308	521	698	410	688	246	1,270	742	102	610	88	482	383	970	48
442	171	126	1,147	490	564	454	996	324	1,530	628	101	704	78	393	373	1,046	49
297	144	131	1,099	597	483	744	2,005	539	2,473	640	104	910	111	569	511	1,465	50
144	56	61	474	301	290	752	2,468	535	2,734	539	80	790	92	554	460	1,321	51
45	21	18	210	148	127	567	1,838	484	2,222	271	59	317	58	426	301	991	52
21	9	13	117	72	75	360	1,319	333	1,475	115	45	145	46	369	229	840	53
13	3	2	105	25	26	104	509	106	532	27	33	23	37	185	107	670	54
4	----------	----------	133	7	11	13	112	10	128	2	17	2	8	72	44	432	55
124	92	169	118	29	539	9	17	----------	71	34	148	25	1	244	239	5,072	56
78	45	194	319	40	157	10	22	----------	74	29	36	53	----------	332	290	2,630	57
82	60	352	737	71	204	18	59	----------	101	41	24	62	2	477	429	3,311	58
188	86	720	1,695	151	347	38	133	1	271	52	35	162	2	1,130	919	5,813	59
161	58	671	1,195	119	402	27	164	----------	295	73	42	200	4	1,186	969	5,978	60
179	51	600	720	126	405	26	227	1	366	73	56	215	2	1,631	1,248	8,395	61
68	24	291	227	60	255	32	248	3	299	51	35	152	2	1,583	983	7,347	62
32	14	113	42	21	121	17	157	----------	163	28	43	82	1	1,209	563	5,046	63
21	5	54	18	6	67	12	123	----------	91	21	33	27	1	1,060	388	4,085	64
12	5	16	10	3	45	5	100	----------	39	16	20	9	----------	709	202	2,818	65
6	2	10	3	2	17	3	37	----------	9	11	15	3	----------	307	77	1,516	66

STATE TABLE VI.—TYPE OF FARM, BY SPECIFIED VALUE OF FARM PRODUCTS SOLD,

[This table is presented in two sections, the first

	TYPE, BY VALUE OF PRODUCTS (See definitions in Introduction)	UNITED STATES	GEOGRAPHIC DIVISIONS									NEW ENGLAND DIVISION	
			NEW ENGLAND	MIDDLE ATLANTIC	EAST NORTH CENTRAL	WEST NORTH CENTRAL	SOUTH ATLANTIC	EAST SOUTH CENTRAL	WEST SOUTH CENTRAL	MOUNTAIN	PACIFIC	MAINE	NEW HAMPSHIRE
		Number	*Number*	*Number*	*Number*	*Number*	*Number*	*Number*	*Number*	*Number*	*Number*	*Number*	*Number*
	Truck farms:												
1	Under $250	2,487	34	136	469	113	773	162	416	191	193	6	2
2	$250-$399	4,738	86	370	790	247	1,333	477	772	350	313	17	6
3	$400-$599	7,536	183	665	1,202	429	2,044	940	1,201	383	489	28	13
4	$600-$999	15,189	493	1,708	2,543	884	3,829	2,052	2,043	719	918	75	25
5	$1,000-$1,499	14,590	592	2,062	2,491	812	3,245	1,936	1,720	697	1,035	83	35
6	$1,500-$2,499	16,431	705	2,994	3,225	893	3,266	1,423	1,536	865	1,524	79	24
7	$2,500-$3,999	10,810	482	2,509	2,239	576	2,016	478	669	576	1,265	52	15
8	$4,000-$5,999	5,686	267	1,559	1,029	219	931	170	254	322	935	20	9
9	$6,000-$9,999	3,645	208	984	485	102	609	62	157	224	814	20	8
10	$10,000-$19,999	2,140	114	474	168	32	400	17	83	136	716	5	1
11	$20,000 and over	1,309	52	114	64	11	212	11	51	67	727	----------	----------
	Dairy farms:												
12	Under $250	1,267	42	148	579	247	41	19	107	54	30	11	3
13	$250-$399	6,836	335	616	2,703	1,392	190	425	333	311	531	91	56
14	$400-$599	18,671	965	1,926	7,227	4,036	547	1,006	836	768	1,360	250	122
15	$600-$999	65,066	3,662	8,287	25,609	13,349	1,702	3,052	2,638	2,466	4,301	1,021	458
16	$1,000-$1,499	98,957	5,637	15,274	40,852	19,623	2,430	3,388	3,145	3,141	5,467	1,414	622
17	$1,500-$2,499	173,854	10,043	31,623	76,416	32,138	4,105	3,908	3,697	4,060	7,864	1,808	1,183
18	$2,500-$3,999	139,880	9,321	32,364	56,208	23,489	4,195	2,296	2,592	2,764	6,651	1,125	975
19	$4,000-$5,999	61,668	5,404	17,484	19,298	8,388	2,902	1,162	1,657	1,280	4,093	506	507
20	$6,000-$9,999	27,583	3,091	8,173	5,533	2,696	2,191	792	1,274	746	3,087	289	294
21	$10,000-$19,999	8,857	1,066	1,967	787	633	1,063	341	714	330	1,956	72	97
22	$20,000 and over	2,198	256	393	110	97	278	87	175	90	712	9	15
	Animal-specialty farms:												
23	Under $250	1,866	16	21	429	738	225	66	253	71	47	9	1
24	$250-$399	5,679	54	80	1,103	1,994	552	956	478	294	168	23	12
25	$400-$599	12,390	115	187	2,668	4,753	1,083	1,796	993	546	249	53	11
26	$600-$999	37,951	378	527	8,494	16,791	3,031	4,338	2,377	1,350	665	141	55
27	$1,000-$1,499	61,022	350	711	14,521	31,502	3,579	4,956	2,821	1,841	741	122	58
28	$1,500-$2,499	120,011	472	882	29,058	71,904	4,084	5,776	3,542	3,243	1,050	142	68
29	$2,500-$3,999	115,895	294	665	26,938	76,058	2,505	3,328	2,315	2,881	911	73	33
30	$4,000-$5,999	65,597	165	523	14,503	43,950	1,328	1,557	1,246	1,767	558	62	14
31	$6,000-$9,999	36,864	129	373	7,739	24,397	863	899	761	1,318	385	40	14
32	$10,000-$19,999	16,236	55	164	3,245	10,322	343	432	346	1,065	264	18	5
33	$20,000 and over	5,531	25	36	854	3,575	83	127	125	608	98	5	4
	Stock ranches:												
34	Under $250	2,833	----------	1	----------	150	15	12	324	2,114	217	----------	----------
35	$250-$399	1,884	----------	----------	----------	161	29	16	358	1,115	205	----------	----------
36	$400-$599	2,790	----------	3	3	244	85	35	599	1,475	346	----------	----------
37	$600-$999	6,125	----------	4	2	757	298	91	1,543	2,776	654	----------	----------
38	$1,000-$1,499	7,499	----------	6	5	1,170	421	149	2,063	2,885	800	----------	----------
39	$1,500-$2,499	11,891	----------	4	4	2,377	550	212	3,050	4,483	1,211	----------	----------
40	$2,500-$3,999	11,223	----------	7	5	2,555	432	170	2,691	4,200	1,163	----------	----------
41	$4,000-$5,999	8,152	----------	3	9	1,719	267	115	1,842	3,236	961	----------	----------
42	$6,000-$9,999	7,385	----------	----------	4	1,242	213	69	1,681	3,165	1,011	----------	----------
43	$10,000-$19,999	6,306	----------	2	5	875	133	52	1,507	2,726	1,006	----------	----------
44	$20,000 and over	4,912	----------	----------	5	682	51	17	1,343	1,931	883	----------	----------
	Poultry farms:												
45	Under $250	4,827	71	464	1,495	1,307	354	384	350	136	266	18	5
46	$250-$399	9,723	326	928	2,793	2,747	807	483	670	271	698	86	61
47	$400-$599	16,858	578	1,654	4,782	4,864	1,401	644	1,202	431	1,302	131	87
48	$600-$999	34,993	1,583	4,415	9,126	8,839	3,074	873	2,513	1,069	3,501	357	226
49	$1,000-$1,499	31,224	1,933	4,823	7,362	6,392	2,904	648	1,949	1,108	4,114	421	296
50	$1,500-$2,499	32,113	2,275	5,609	6,509	5,001	3,076	593	1,787	1,278	5,985	476	392
51	$2,500-$3,999	19,601	1,578	4,243	3,094	1,997	1,774	286	684	905	5,040	327	259
52	$4,000-$5,999	9,807	832	2,395	1,097	531	805	106	232	431	3,378	154	143
53	$6,000-$9,999	5,084	532	1,294	402	180	421	59	92	210	1,894	71	95
54	$10,000-$19,999	1,781	225	401	93	54	138	12	22	78	758	23	42
55	$20,000 and over	506	69	97	41	22	36	3	8	15	215	9	16
	Self-sufficing farms:												
56	Under $250	127,780	2,544	5,050	14,127	13,328	32,915	36,170	15,268	4,745	3,633	989	279
57	$250-$399	136,503	2,813	5,985	14,372	12,747	36,934	43,125	15,275	2,699	2,553	1,028	512
58	$400-$599	126,127	2,467	5,984	12,743	12,161	36,807	38,984	13,352	1,841	1,788	900	432
59	$600-$999	98,681	2,519	6,021	10,558	10,018	31,623	27,500	8,129	1,093	1,220	886	441
60	$1,000-$1,499	8,884	764	1,280	597	985	3,233	1,832	17	59	117	246	154
61	$1,500-$2,499	44	6	2	----------	1	35	----------	----------	----------	----------	----------	----------
	Abnormal farms:												
62	Under $250	103,394	5,684	10,190	19,545	10,323	21,689	13,676	7,570	6,392	8,325	2,325	558
63	$250-$399	94,355	5,280	10,018	16,704	9,462	20,469	14,411	7,334	4,350	6,327	1,721	901
64	$400-$599	97,858	5,213	11,335	18,052	10,735	20,300	13,413	7,614	4,386	6,810	1,686	713
65	$600-$999	58,625	3,900	7,261	10,918	6,755	11,541	7,269	4,158	2,824	3,999	1,215	565
66	$1,000-$1,499	6,129	779	736	565	520	1,486	1,007	435	228	373	296	150
67	$1,500-$2,499	6,834	726	756	712	625	1,699	1,159	539	240	378	266	164
68	$2,500-$3,999	5,163	534	537	646	543	1,171	849	404	196	283	210	104
69	$4,000-$5,999	3,325	362	367	517	425	592	452	331	127	152	129	71
70	$6,000-$9,999	2,866	238	325	465	475	469	361	298	121	114	87	50
71	$10,000-$19,999	2,657	218	268	446	559	308	258	318	171	111	58	31
72	$20,000 and over	2,889	227	290	482	807	217	225	289	178	174	38	30

TRADED, OR USED BY OPERATOR'S FAMILY, 1929, BY DIVISIONS AND STATES—Continued

section beginning on p. 54. See NOTE, bottom of p. 8]

New England Division—Contd.				Middle Atlantic Division			East North Central Division					West North Central Division					
VERMONT	MASSACHUSETTS	RHODE ISLAND	CONNECTICUT	NEW YORK	NEW JERSEY	PENNSYLVANIA	OHIO	INDIANA	ILLINOIS	MICHIGAN	WISCONSIN	MINNESOTA	IOWA	MISSOURI	NORTH DAKOTA	SOUTH DAKOTA	
Number	*Number*	*Number*	*Number*	*Number*	*Number*	*Number*	*Number*	*Number*	*Number*	*Number*	*Number*	*Number*	*Number*	*Number*	*Number*	*Number*	
2	16	3	5	76	28	32	83	170	73	105	38	12	22	52	2	3	1
6	44	7	6	196	98	76	191	248	137	159	55	37	52	10	--------	3	2
10	93	9	30	278	222	165	301	355	202	247	97	75	86	168	2	9	3
26	250	24	93	700	617	391	703	646	444	525	225	183	185	276	4	19	4
19	321	35	99	897	761	404	670	571	439	613	198	173	197	259	5	10	5
25	400	37	140	1,317	1,161	516	845	543	701	888	248	252	183	291	3	7	6
7	282	27	99	1,174	1,030	305	556	300	564	648	171	185	125	156	2	12	7
8	156	11	63	662	731	166	291	134	265	240	99	70	48	58	1	4	8
2	113	12	53	382	508	94	155	54	132	101	43	44	26	11	--------	1	9
1	77	7	23	199	229	46	63	21	44	27	13	10	13	4	--------	1	10
--------	46	2	4	52	51	11	22	8	16	9	9	2	6	--------	--------	--------	11
17	1	--------	10	91	2	55	143	147	76	205	8	8	27	138	14	17	12
113	49	5	21	348	14	254	518	466	242	778	699	577	130	391	43	45	13
336	134	38	85	986	32	908	1,259	1,086	612	2,098	2,172	1,936	312	994	115	126	14
1,244	569	67	303	4,168	139	3,980	4,129	3,008	2,225	6,830	9,417	7,180	1,072	2,954	322	327	15
2,031	969	80	521	7,874	285	7,115	5,657	3,620	3,118	9,301	19,156	11,971	1,682	3,291	443	439	16
3,896	1,741	226	1,189	17,713	757	13,153	8,955	4,646	5,814	12,349	44,652	21,568	3,642	3,482	583	651	17
3,837	1,706	250	1,428	19,612	1,134	11,618	5,943	2,771	5,551	6,471	35,472	15,763	3,530	1,851	363	456	18
1,934	1,248	216	993	10,992	1,048	5,444	2,209	1,042	3,105	1,966	10,976	5,015	1,537	698	181	247	19
842	868	182	616	4,989	877	2,307	757	420	1,295	546	2,515	1,195	549	331	96	102	20
151	378	86	282	1,138	367	462	173	85	209	113	207	167	110	126	26	24	21
24	119	33	56	195	114	84	33	12	16	22	27	21	12	30	4	1	22
--------	2	--------	4	4	--------	17	127	149	105	47	1	4	73	467	1	56	23
4	8	1	6	23	2	55	283	357	296	130	37	83	226	984	26	100	24
18	16	6	11	56	5	126	665	923	699	279	102	191	752	2,126	62	209	25
80	57	5	40	160	18	349	2,085	2,939	2,462	754	254	678	3,252	6,736	184	818	26
80	53	8	29	177	24	510	3,806	5,033	4,124	1,111	447	1,442	8,024	10,386	357	1,817	27
113	83	7	59	206	24	652	7,654	9,660	8,755	1,900	1,089	5,278	23,966	16,262	833	5,846	28
94	46	9	39	145	10	510	6,809	8,197	8,865	1,549	1,518	7,298	30,843	10,369	1,012	7,527	29
32	25	9	23	83	11	429	3,425	4,111	5,246	803	918	4,301	19,166	4,695	601	4,319	30
26	39	2	8	55	9	309	1,533	2,037	3,374	395	400	1,809	10,406	2,620	354	2,175	31
8	16	1	7	32	2	130	499	749	1,718	146	133	433	4,041	1,455	97	668	32
5	11	--------	--------	17	3	16	107	163	509	47	28	59	1,149	595	20	199	33
--------	--------	--------	--------	--------	--------	1	--------	--------	--------	--------	--------	--------	--------	--------	3	77	34
--------	--------	--------	--------	--------	--------	--------	--------	--------	--------	--------	--------	--------	--------	--------	21	87	35
--------	--------	--------	--------	--------	--------	3	2	--------	--------	1	--------	--------	--------	--------	22	135	36
--------	--------	--------	--------	--------	--------	4	2	--------	--------	--------	--------	--------	--------	--------	52	404	37
--------	--------	--------	--------	--------	--------	6	2	2	--------	1	--------	1	--------	--------	86	661	38
--------	--------	--------	--------	--------	--------	4	3	1	--------	--------	--------	--------	1	--------	179	1,411	39
--------	--------	--------	--------	--------	--------	7	3	--------	--------	2	--------	3	1	--------	197	1,455	40
--------	--------	--------	--------	--------	--------	3	3	--------	1	4	1	--------	--------	--------	179	828	41
--------	--------	--------	--------	--------	--------	--------	--------	--------	--------	2	2	--------	1	--------	136	454	42
--------	--------	--------	--------	--------	--------	2	1	--------	2	1	1	--------	--------	--------	63	226	43
--------	--------	--------	--------	--------	--------	--------	--------	--------	--------	4	1	--------	--------	--------	16	80	44
3	21	8	16	171	37	256	372	392	423	250	58	74	172	760	3	26	45
24	91	19	45	310	100	518	755	695	862	356	125	177	378	1,508	2	58	46
32	185	42	101	554	242	858	1,253	1,187	1,608	549	185	272	684	2,670	20	78	47
89	493	97	321	1,430	659	2,326	2,517	2,049	2,966	1,165	429	509	1,136	4,861	39	127	48
74	660	94	388	1,632	756	2,435	2,174	1,586	2,034	1,197	371	452	786	3,431	19	105	49
98	767	85	457	2,128	991	2,490	2,033	1,327	1,292	1,444	413	440	700	2,413	34	63	50
66	559	66	301	1,602	962	1,679	1,074	564	434	797	225	254	383	776	11	27	51
40	282	26	187	937	594	864	436	191	128	250	92	105	123	156	4	8	52
18	180	16	152	490	375	429	174	68	47	73	40	30	50	54	2	2	53
6	94	9	51	163	134	104	37	15	5	30	6	9	14	10	--------	1	54
--------	34	1	9	46	28	23	14	6	2	16	3	1	9	3	--------	--------	55
461	364	95	356	1,873	262	2,915	3,967	3,417	3,149	2,328	1,266	1,539	1,230	6,697	297	1,354	56
350	407	93	423	1,875	245	3,865	4,193	3,290	3,166	2,341	1,382	1,501	1,436	6,984	190	422	57
288	391	61	395	1,677	217	4,090	3,375	2,602	3,200	2,056	1,510	1,638	1,487	6,665	149	280	58
282	461	57	392	1,515	208	4,298	2,903	1,899	2,730	1,816	1,210	1,626	1,245	5,368	112	188	59
79	142	31	112	286	89	905	38	123	25	408	3	--------	431	285	--------	--------	60
--------	--------	3	3	--------	2	--------	--------	--------	--------	--------	--------	--------	--------	--------	--------	--------	61
1,287	799	124	591	4,441	412	5,337	5,842	4,423	2,801	4,425	2,054	2,196	1,248	4,029	260	382	62
869	1,006	87	696	3,698	416	5,904	5,069	3,772	2,523	3,388	1,952	1,734	1,443	3,683	212	304	63
878	1,111	96	729	4,131	557	6,647	5,331	3,990	2,780	3,711	2,240	1,947	1,766	4,020	272	314	64
589	872	86	573	2,800	392	4,069	3,112	2,434	1,748	2,156	1,468	1,291	1,252	2,326	148	241	65
70	122	14	127	449	47	240	143	109	73	131	109	154	73	162	16	24	66
82	134	10	70	409	56	291	181	146	98	178	109	161	82	195	8	33	67
68	91	7	54	250	39	248	201	116	87	148	94	89	101	174	9	26	68
56	62	11	33	163	36	168	138	123	77	116	63	61	71	127	4	23	69
29	51	4	17	131	34	160	132	94	95	82	62	52	121	121	4	24	70
34	52	8	35	116	40	112	123	89	80	63	91	57	122	119	7	26	71
35	72	11	41	142	37	111	132	100	115	47	88	45	179	143	10	36	72

State Table VI.—TYPE OF FARM, BY SPECIFIED VALUE OF FARM PRODUCTS SOLD,

[This table is presented in two sections, the first

	Type, by value of products (See definitions in Introduction)	West North Central Division—Continued		South Atlantic Division									East South Central Division	
		Nebraska	Kansas	Delaware	Maryland	District of Columbia	Virginia	West Virginia	North Carolina	South Carolina	Georgia	Florida	Kentucky	Tennessee
		Number	*Number*	*Number*	*Number*	*Number*	*Number*	*Number*	*Number*	*Number*	*Number*	*Number*	*Number*	*Number*
	Truck farms:													
1	Under $250	8	14	14	66	-------	65	6	55	68	72	427	32	31
2	$250–$399	17	48	36	224	2	132	8	90	143	131	567	59	82
3	$400–$599	32	57	88	342	3	269	22	128	170	272	750	109	176
4	$600–$999	89	128	171	701	4	524	51	282	240	540	1,316	183	450
5	$1,000–$1,499	54	114	191	678	12	474	72	241	168	469	940	154	491
6	$1,500–$2,499	50	107	203	790	9	410	54	229	165	415	991	140	329
7	$2,500–$3,999	34	62	114	551	12	230	24	119	110	180	676	65	125
8	$4,000–$5,999	14	24	27	258	4	67	10	46	47	50	422	31	42
9	$6,000–$9,999	9	11	15	147	1	38	3	26	30	32	317	10	21
10	$10,000–$19,999	1	3	6	103	1	53	1	8	31	4	193	2	4
11	$20,000 and over	1	2	2	31	-------	39	-------	2	18	5	115	1	3
	Dairy farms:													
12	Under $250	1	42	-------	1	-------	11	-------	16	6	6	1	5	-------
13	$250–$399	76	130	3	14	-------	55	37	33	16	27	5	220	120
14	$400–$599	148	405	2	45	-------	111	124	102	48	93	22	498	284
15	$600–$999	372	1,122	21	202	-------	325	398	277	132	287	60	1,220	1,038
16	$1,000–$1,499	436	1,361	58	391	-------	415	566	364	168	396	72	1,262	1,199
17	$1,500–$2,499	580	1,632	155	1,198	-------	594	720	556	183	572	127	1,333	1,436
18	$2,500–$3,999	455	1,071	206	1,750	-------	540	475	414	184	482	144	750	880
19	$4,000–$5,999	246	464	132	1,211	-------	477	244	288	114	319	117	332	482
20	$6,000–$9,999	138	285	70	639	-------	501	166	276	124	243	172	211	266
21	$10,000–$19,999	73	107	16	168	-------	270	78	150	60	158	163	61	102
22	$20,000 and over	10	19	3	33	-------	58	14	49	17	35	69	9	19
	Animal-specialty farms:													
23	Under $250	14	123	-------	1	-------	42	8	43	20	45	66	9	13
24	$250–$399	182	393	1	7	-------	113	122	69	22	81	137	463	405
25	$400–$599	517	896	2	21	-------	243	257	179	33	148	200	877	782
26	$600–$999	2,067	3,056	3	55	-------	797	928	442	85	306	415	1,981	2,032
27	$1,000–$1,499	4,378	5,098	7	59	-------	1,084	1,255	473	86	291	324	2,236	2,379
28	$1,500–$2,499	10,733	8,986	5	94	-------	1,475	1,386	448	88	278	310	2,777	2,620
29	$2,500–$3,999	11,958	7,051	4	126	-------	1,178	673	216	46	151	111	1,667	1,450
30	$4,000–$5,999	7,112	3,756	6	101	-------	733	291	76	20	63	38	795	634
31	$6,000–$9,999	4,424	2,609	7	81	-------	531	145	32	2	41	24	479	353
32	$10,000–$19,999	2,138	1,490	2	23	-------	244	37	7	2	17	6	247	159
33	$20,000 and over	910	643	-------	4	-------	57	14	-------	-------	7	1	89	26
	Stock ranches:													
34	Under $250	7	63	-------	-------	-------	3	1	-------	-------	2	9	-------	-------
35	$250–$399	16	37	-------	-------	-------	3	10	-------	-------	2	14	2	4
36	$400–$599	52	35	-------	-------	-------	3	50	3	-------	2	27	12	6
37	$600–$999	173	128	-------	-------	-------	17	189	10	1	11	70	27	4
38	$1,000–$1,499	242	180	-------	-------	-------	50	253	15	6	20	77	71	7
39	$1,500–$2,499	429	357	-------	-------	-------	82	334	24	6	23	81	100	14
40	$2,500–$3,999	512	387	-------	-------	-------	81	275	34	3	12	27	83	9
41	$4,000–$5,999	382	330	-------	-------	-------	72	148	20	2	2	23	52	5
42	$6,000–$9,999	310	341	-------	-------	-------	51	119	13	3	5	22	35	3
43	$10,000–$19,999	251	335	-------	-------	-------	39	72	7	-------	-------	15	21	1
44	$20,000 and over	220	366	-------	-------	-------	17	22	1	-------	1	10	5	-------
	Poultry farms:													
45	Under $250	56	216	25	52	-------	122	32	42	10	12	59	179	184
46	$250–$399	132	492	59	164	1	242	142	45	20	19	115	175	271
47	$400–$599	222	918	94	266	1	442	232	104	26	40	196	232	333
48	$600–$999	378	1,789	249	585	1	993	470	213	85	132	346	298	367
49	$1,000–$1,499	245	1,354	329	579	1	810	366	235	95	141	348	165	237
50	$1,500–$2,499	215	1,136	534	590	1	856	268	231	84	171	341	138	200
51	$2,500–$3,999	122	424	373	360	-------	439	116	117	45	123	201	52	94
52	$4,000–$5,999	35	100	181	197	-------	157	37	61	22	53	97	17	34
53	$6,000–$9,999	12	30	111	109	-------	80	16	24	6	25	50	9	18
54	$10,000–$19,999	6	14	36	30	-------	29	5	8	2	5	23	2	4
55	$20,000 and over	3	6	6	9	-------	11	1	-------	1	1	7	-------	1
	Self-sufficing farms:													
56	Under $250	584	1,627	111	912	-------	8,894	3,923	9,255	3,267	4,142	2,411	17,264	12,071
57	$250–$399	638	1,576	103	941	2	11,153	6,821	9,899	1,957	4,016	2,042	21,141	14,772
58	$400–$599	606	1,336	138	827	1	11,634	9,143	8,938	1,297	3,197	1,332	18,223	14,684
59	$600–$999	534	945	204	826	-------	11,937	10,059	6,330	457	1,407	403	13,856	10,487
60	$1,000–$1,499	171	98	88	241	-------	231	2,673	-------	-------	-------	-------	22	1,808
61	$1,500–$2,499	1	-------	32	-------	-------	-------	3	-------	-------	-------	-------	-------	-------
	Abnormal farms:													
62	Under $250	506	1,702	191	1,212	-------	6,309	2,789	4,343	2,930	2,119	1,796	5,513	4,780
63	$250–$399	538	1,548	143	1,348	3	6,407	3,771	4,199	1,233	2,071	1,294	6,068	4,849
64	$400–$599	657	1,759	127	1,282	4	6,180	4,788	3,884	909	1,966	1,160	5,211	4,681
65	$600–$999	403	1,094	114	747	4	3,799	2,737	2,047	441	1,079	573	2,787	2,565
66	$1,000–$1,499	37	54	15	85	1	441	222	351	103	232	36	326	329
67	$1,500–$2,499	66	80	12	91	1	473	281	393	119	287	42	314	409
68	$2,500–$3,999	67	77	9	79	3	335	176	247	101	195	26	260	308
69	$4,000–$5,999	69	70	4	44	3	185	78	105	41	111	21	136	151
70	$6,000–$9,999	76	77	6	28	3	151	74	83	28	76	20	127	121
71	$10,000–$19,999	127	101	4	28	2	127	43	36	18	37	13	82	94
72	$20,000 and over	215	179	5	21	3	72	32	25	11	32	16	107	62

TRADED, OR USED BY OPERATOR'S FAMILY, 1929, BY DIVISIONS AND STATES—Continued

section beginning on p. 54. See NOTE, bottom of p. 8]

East South Central Division—Continued		West South Central Division				Mountain Division								Pacific Division			
Alabama	Mississippi	Arkansas	Louisiana	Oklahoma	Texas	Montana	Idaho	Wyoming	Colorado	New Mexico	Arizona	Utah	Nevada	Washington	Oregon	California	
Number	*Number*	*Number*	*Number*	*Number*	*Number*	*Number*	*Number*	*Number*	*Number*	*Number*	*Number*	*Number*	*Number*	*Number*	*Number*	*Number*	
32	67	113	88	23	192	5	3	1	59	109	9	5	-------	21	23	149	1
71	265	149	259	48	316	5	7	1	98	184	14	39	2	58	38	217	2
115	540	179	359	76	587	11	17	2	155	142	14	40	2	87	70	332	3
211	1,208	263	440	121	1,219	18	27	7	342	150	44	127	4	170	148	600	4
174	1,117	181	243	112	1,184	21	38	7	367	48	53	156	7	202	142	691	5
190	764	133	151	92	1,160	33	40	9	489	46	58	187	3	294	186	1,044	6
69	219	45	53	40	531	21	32	3	326	21	57	107	9	210	162	893	7
41	56	12	18	16	208	14	21	5	181	16	34	43	9	120	83	732	8
9	22	7	11	2	137	18	13	-------	126	5	41	19	2	82	59	673	9
6	5	1	2	1	79	7	4	2	42	4	72	3	2	39	22	655	10
5	2	-------	1	-------	50	-------	1	-------	9	3	52	-------	2	16	9	702	11
8	6	29	1	48	29	6	-------	9	20	-------	-------	19	-------	1	6	23	12
30	55	71	7	126	129	41	66	19	75	15	8	86	1	265	152	114	13
59	165	189	28	330	289	94	195	37	196	48	13	180	5	710	368	282	14
179	615	581	107	945	1,005	312	690	122	574	100	68	577	23	2,199	1,173	929	15
234	693	599	142	1,074	1,330	426	873	152	711	115	84	731	49	2,589	1,449	1,429	16
286	853	491	299	1,129	1,778	552	1,201	209	817	122	119	937	103	3,078	2,085	2,701	17
228	438	246	275	738	1,333	353	794	122	587	92	122	559	135	2,023	1,575	3,053	18
171	177	128	233	366	930	186	272	69	293	58	125	178	99	982	783	2,328	19
169	146	105	194	253	722	132	102	39	168	47	118	82	58	579	390	2,118	20
128	50	71	93	131	419	58	29	28	81	32	64	19	19	247	142	1,567	21
49	10	15	14	36	110	15	5	6	18	10	24	5	7	50	27	635	22
17	27	34	10	100	109	15	4	6	17	15	10	4	-------	1	18	28	23
40	48	77	63	175	163	42	21	28	75	62	33	20	13	43	63	62	24
73	64	152	106	365	370	92	56	65	143	106	29	53	2	68	90	91	25
186	139	380	209	944	844	253	155	120	415	155	51	185	16	187	251	227	26
183	158	437	180	1,208	996	344	230	194	631	133	40	260	9	222	289	250	27
190	189	471	153	1,675	1,243	630	467	354	1,025	138	58	540	31	289	416	345	28
120	91	207	74	1,278	756	534	534	310	897	114	36	441	15	209	355	347	29
76	52	97	30	748	371	301	375	175	527	66	24	276	23	113	201	244	30
33	34	39	19	459	244	165	290	111	499	30	13	195	15	68	133	184	31
10	16	21	5	227	93	79	149	66	638	15	12	100	6	28	66	170	32
10	2	6	1	79	39	25	62	29	432	5	16	32	7	14	20	64	33
8	4	-------	3	77	244	111	87	80	204	692	903	34	3	43	34	140	34
1	9	1	12	15	330	140	49	72	151	386	272	35	10	16	43	146	35
8	9	3	18	17	561	224	48	101	153	558	318	54	19	19	84	243	36
23	37	7	46	41	1,449	504	83	237	326	888	549	150	39	51	165	438	37
34	37	11	49	50	1,953	641	102	319	455	720	411	192	45	55	234	511	38
49	49	8	62	99	2,881	1,251	141	631	722	844	440	360	94	106	398	707	39
47	31	11	56	127	2,497	1,206	220	614	792	629	247	403	89	85	405	673	40
39	19	5	39	125	1,673	920	165	559	571	374	173	366	108	61	314	586	41
24	7	6	32	121	1,522	817	205	586	614	330	114	381	118	76	373	562	42
20	10	4	18	128	1,357	668	234	472	531	262	120	280	159	85	334	587	43
8	4	2	9	167	1,165	437	201	369	317	223	113	133	138	91	264	528	44
13	8	38	7	116	189	14	6	3	73	14	13	8	5	48	42	176	45
23	14	81	13	230	346	24	35	11	124	18	26	26	7	174	133	391	46
52	27	125	20	402	655	33	50	15	168	25	38	82	20	364	200	738	47
133	75	273	79	780	1,381	76	134	48	364	42	123	250	32	1,101	568	1,832	48
183	63	232	60	572	1,076	89	138	59	329	47	97	311	38	1,421	581	2,112	49
180	75	181	54	532	1,020	64	194	41	308	46	141	445	39	2,107	727	3,151	50
95	45	86	27	185	386	49	141	27	154	30	91	374	39	1,757	496	2,787	51
39	16	20	10	70	132	18	59	6	68	13	52	191	24	1,040	232	2,106	52
23	9	4	6	15	67	3	22	5	26	5	33	98	18	458	88	1,348	53
4	2	-------	-------	4	18	1	9	-------	11	1	10	38	8	135	21	602	54
1	1	-------	1	3	4	-------	-------	-------	4	1	1	7	2	31	3	181	55
3,954	2,881	4,585	2,176	4,055	4,452	628	402	224	797	2,074	313	249	58	1,465	1,221	947	56
4,126	3,086	5,270	1,967	4,116	3,922	354	408	117	433	931	162	265	29	1,001	921	631	57
3,316	2,761	4,614	1,872	3,719	3,147	262	297	105	269	544	139	212	13	674	717	397	58
1,543	1,614	2,629	956	2,539	2,005	152	192	84	180	196	85	188	16	443	527	250	59
2	-------	-------	1	3	13	9	12	7	8	4	5	8	6	48	61	8	60
-------	-------	-------	-------	-------	-------	-------	-------	-------	-------	-------	-------	-------	-------	-------	-------	-------	61
1,803	1,580	1,506	1,072	1,619	3,373	823	607	342	1,452	1,708	593	763	104	2,696	2,332	3,297	62
1,780	1,714	1,562	1,175	1,696	2,901	572	734	218	806	805	340	825	50	2,436	1,748	2,143	63
1,721	1,800	1,647	1,140	1,787	3,040	556	831	275	907	507	349	908	53	2,656	1,988	2,166	64
934	983	968	498	1,026	1,666	385	534	191	553	286	233	605	37	1,560	1,153	1,286	65
191	161	132	54	78	171	54	59	23	47	17	20	3	5	111	144	118	66
199	237	155	95	76	213	57	70	19	49	19	13	8	5	110	171	97	67
128	153	101	54	94	155	50	46	15	49	13	9	10	4	97	113	73	68
71	94	104	37	78	112	25	26	12	36	8	6	10	4	49	67	36	69
48	65	67	26	86	119	22	22	8	35	9	9	13	3	41	37	36	70
32	50	60	17	106	135	24	29	10	63	14	13	14	4	37	34	40	71
22	34	46	17	108	118	21	31	11	67	6	13	24	5	32	29	113	72

STATE TABLE VII.—TYPE OF FARM, BY TENURE OF

[See NOTE, bottom of p. 8. Croppers

	TYPE, BY TENURE OF OPERATOR (See definitions in Introduction)	UNITED STATES	GEOGRAPHIC DIVISIONS									NEW ENGLAND DIVISION	
			NEW ENGLAND	MIDDLE ATLANTIC	EAST NORTH CENTRAL	WEST NORTH CENTRAL	SOUTH ATLANTIC	EAST SOUTH CENTRAL	WEST SOUTH CENTRAL	MOUNTAIN	PACIFIC	MAINE	NEW HAMPSHIRE
	All types:	*Number*	*Number*	*Number*	*Number*	*Number*	*Number*	*Number*	*Number*	*Number*	*Number*	*Number*	*Number*
1	Full owners	2,911,644	107,300	278,193	570,660	457,770	467,100	397,594	325,989	130,287	176,751	35,468	12,966
2	Part owners	656,750	6,804	20,902	123,232	203,345	72,830	67,754	84,408	48,611	28,864	1,280	789
3	Managers	55,889	2,936	6,053	8,633	7,471	8,964	2,888	5,506	3,590	9,848	503	355
	Tenants—												
4	Cash	489,210	5,338	20,875	62,846	121,600	78,799	96,914	62,319	15,712	24,807	1,329	620
5	Croppers	776,278					244,658	280,981	250,639				
6	Other	1,398,877	2,547	31,580	201,131	322,569	186,117	216,083	374,273	43,114	21,463	426	176
	General farms:												
7	Full owners	608,451	15,433	63,499	162,591	117,187	84,366	77,993	52,790	19,715	14,877	7,051	1,956
8	Part owners	149,345	737	4,897	45,182	48,671	12,655	13,617	13,316	7,011	3,259	223	118
9	Managers	5,255	363	990	1,176	825	961	276	290	179	195	97	60
	Tenants—												
10	Cash	65,428	462	3,424	12,238	26,919	6,791	5,153	6,644	2,092	1,705	153	71
11	Croppers	19,241					6,948	8,326	3,967				
12	Other	196,544	182	8,125	54,734	72,121	13,248	17,227	24,624	5,010	1,273	52	18
	Cash-grain farms:												
13	Full owners	115,582	28	1,938	19,795	55,514	2,823	2,273	12,682	14,842	5,687	15	
14	Part owners	102,528	1	141	12,860	59,145	480	494	9,546	14,551	5,310		
15	Managers	3,548	1	186	773	1,402	237	51	366	232	300		
	Tenants—												
16	Cash	24,819	1	190	4,104	16,438	324	282	1,346	1,348	786		
17	Croppers	6,706					918	1,804	3,984				
18	Other	201,543		1,158	46,883	113,370	2,202	2,085	18,519	11,691	5,635		
	Cotton farms:												
19	Full owners	360,062			8	1,486	86,504	112,591	155,889	2,360	1,224		
20	Part owners	84,414			3	534	18,862	21,623	42,175	774	443		
21	Managers	3,354				13	878	891	1,323	110	139		
	Tenants—												
22	Cash	129,285			4	609	30,954	66,936	30,089	404	289		
23	Croppers	566,374					145,658	206,569	214,147				
24	Other	496,536			60	10,946	85,635	121,074	275,973	1,972	876		
	Crop-specialty farms:												
25	Full owners	185,292	10,324	12,969	21,645	7,025	63,912	37,506	4,204	19,387	8,320	6,968	465
26	Part owners	41,132	797	1,466	5,083	2,481	12,645	8,823	1,483	6,015	2,339	395	22
27	Managers	3,369	292	380	299	173	467	201	327	574	656	123	21
	Tenants—												
28	Cash	21,214	493	1,064	1,600	1,434	9,457	2,167	908	2,499	1,592	346	20
29	Croppers	80,887					57,756	21,499	1,632				
30	Other	99,485	232	2,475	8,164	4,960	42,052	22,385	4,115	12,367	2,735	133	8
	Fruit farms:												
31	Full owners	105,363	2,331	9,489	9,577	2,659	15,841	2,017	6,901	3,742	52,806	633	240
32	Part owners	9,899	123	770	1,271	534	989	262	724	492	4,734	24	10
33	Managers	10,000	154	511	506	107	3,043	221	388	265	4,805	18	15
	Tenants—												
34	Cash	4,459	44	283	255	190	627	93	972	219	1,776	8	8
35	Croppers	1,943					674	196	1,073				
36	Other	9,753	22	936	931	486	1,143	296	1,403	471	4,065	3	2
	Truck farms:												
37	Full owners	44,650	2,333	9,574	8,698	2,285	9,230	3,101	3,660	2,489	3,280	329	109
38	Part owners	9,831	545	1,321	1,914	662	2,302	502	929	607	1,049	24	14
39	Managers	2,163	46	168	139	45	297	28	69	90	1,281	2	2
	Tenants—												
40	Cash	12,363	220	1,506	2,039	901	2,580	995	1,052	655	2,415	23	9
41	Croppers	5,097					1,767	2,280	1,050				
42	Other	10,457	72	1,006	1,915	425	2,482	822	2,142	689	904	7	4
	Dairy farms:												
43	Full owners	398,426	32,578	87,574	157,233	57,421	13,054	10,666	8,890	9,530	21,480	5,977	3,591
44	Part owners	70,430	3,338	9,249	25,900	18,148	1,881	1,685	2,535	2,734	4,960	320	400
45	Managers	6,537	866	1,818	1,913	562	462	168	202	152	394	80	90
	Tenants—												
46	Cash	55,477	1,773	6,837	18,491	13,684	1,512	1,357	2,802	1,791	7,230	178	202
47	Croppers	1,701					602	778	411				
48	Other	72,176	1,267	12,777	31,785	16,273	2,133	1,822	2,328	1,803	1,988	41	49
	Animal-specialty farms:												
49	Full owners	230,835	1,756	3,119	53,654	122,726	13,218	16,743	8,209	8,128	3,282	619	220
50	Part owners	86,080	129	298	18,323	56,057	1,674	2,489	2,675	3,575	860	25	31
51	Managers	5,350	63	163	1,498	2,395	453	238	223	174	143	17	10
	Tenants—												
52	Cash	48,981	71	208	6,638	38,107	630	812	1,203	808	504	22	9
53	Croppers	1,897					579	889	429				
54	Other	105,899	34	381	29,439	66,699	1,122	3,060	2,518	2,299	347	5	5
	Stock ranches:												
55	Full owners	35,556		17	26	3,613	1,907	662	8,797	16,399	4,135		
56	Part owners	21,320		8	5	5,415	270	129	3,108	9,779	2,606		
57	Managers	3,155		1	6	273	118	27	1,266	1,023	441		
	Tenants—												
58	Cash	6,470		1	1	1,204	70	55	2,549	1,665	925		
59	Croppers	314					42	10	262				
60	Other	4,185		3	4	1,427	87	55	1,019	1,240	350		
	Poultry farms:												
61	Full owners	131,464	9,050	23,508	27,980	21,140	12,135	2,936	6,542	4,715	23,458	1,918	1,493
62	Part owners	12,665	290	811	4,037	3,787	792	322	823	495	1,308	50	43
63	Managers	1,262	129	285	205	138	142	33	59	39	232	20	16
	Tenants—												
64	Cash	9,070	382	1,045	1,552	2,516	652	199	646	381	1,697	63	48
65	Croppers	682					224	234	224				
66	Other	11,374	151	674	3,020	4,353	845	367	1,206	302	456	22	22
	Self-sufficing farms:												
67	Full owners	324,432	10,415	21,518	38,016	29,674	94,626	86,011	27,901	8,314	7,957	3,858	1,689
68	Part owners	41,210	197	731	4,498	4,029	13,689	13,212	3,747	710	397	43	51
	Tenants—												
69	Cash	30,599	352	1,154	2,746	4,569	8,808	7,986	3,793	587	604	109	62
70	Croppers	25,720					8,231	13,979	3,510				
71	Other	76,058	149	919	7,137	10,968	16,193	26,423	13,090	826	353	39	16
	Abnormal and unclassified farms:												
72	Full owners	371,531	23,052	44,988	71,437	37,040	69,484	45,095	29,524	20,666	30,245	8,100	3,263
73	Part owners	27,896	647	1,210	4,156	3,882	6,591	4,596	3,317	1,868	1,599	176	100
74	Managers	11,896	1,022	1,551	2,118	1,538	1,906	754	993	752	1,262	146	141
	Tenants—												
75	Cash	81,045	1,540	5,163	13,178	15,029	16,394	10,879	10,315	3,263	5,284	427	191
76	Croppers	65,626					21,259	24,417	19,950				
77	Other	114,867	438	3,126	17,059	20,541	18,975	20,467	27,336	4,444	2,481	124	52

FARM OPERATOR, 1930, BY DIVISIONS AND STATES

reported only for the Southern States]

New England Division—Con.				Middle Atlantic Division			East North Central Division					West North Central Division					
Vermont	Massachusetts	Rhode Island	Connecticut	New York	New Jersey	Pennsylvania	Ohio	Indiana	Illinois	Michigan	Wisconsin	Minnesota	Iowa	Missouri	North Dakota	South Dakota	
Number	*Number*	*Number*	*Number*	*Number*	*Number*	*Number*	*Number*	*Number*	*Number*	*Number*	*Number*	*Number*	*Number*	*Number*	*Number*	*Number*	
20,662	21,410	2,523	14,271	124,206	19,564	134,423	136,332	97,553	85,069	118,928	132,778	97,878	85,272	127,989	23,807	22,372	1
1,347	1,788	285	1,315	11,835	1,207	7,860	23,517	27,964	34,823	22,719	14,209	28,692	26,061	37,329	26,298	23,237	2
480	958	99	541	2,652	659	2,742	1,843	1,478	2,123	1,530	1,659	1,047	1,980	1,546	470	454	3
1,171	1,085	335	798	8,715	2,049	10,111	14,151	7,885	19,158	7,889	13,763	23,242	45,978	18,962	2,227	6,606	4
																	5
1,238	357	80	270	12,398	1,899	17,283	43,453	46,690	73,324	18,306	19,358	34,396	55,637	70,114	25,173	30,488	6
2,317	2,335	312	1,462	21,383	2,214	39,897	49,137	34,399	24,130	38,414	16,502	26,341	16,836	42,627	4,443	4,577	7
142	131	23	100	2,245	144	2,508	10,270	11,677	11,650	9,502	2,083	9,103	5,008	14,394	3,706	4,488	8
38	116	17	35	309	61	620	336	237	201	256	146	173	179	222	50	38	9
83	79	24	52	1,132	192	2,100	3,699	1,835	3,406	1,839	1,459	6,558	8,833	4,681	546	1,227	10
																	11
50	35	7	20	2,034	257	5,834	16,098	14,627	16,301	5,921	1,787	10,969	10,864	18,990	3,414	6,639	12
	13			299	72	1,567	4,375	4,351	9,528	1,233	308	4,493	7,239	3,336	14,946	4,489	13
	1			39	1	101	2,026	2,668	7,905	227	34	2,596	3,555	1,727	19,734	7,022	14
	1			15	9	162	135	176	429	27	6	87	355	129	277	90	15
	1			29	13	148	591	363	3,026	80	44	1,792	6,998	860	754	1,505	16
																	17
				67	12	1,079	6,385	8,400	31,587	438	73	7,140	15,986	7,648	19,146	12,762	18
									8					1,484			19
									3					532			20
														13			21
									4					607			22
																	23
									60					10,890			24
732	1,028	25	1,166	6,553	859	5,557	3,447	1,762	833	10,487	5,116	3,615	202	762	516	472	25
21	124	2	233	913	94	459	677	470	398	2,904	634	1,001	54	201	200	237	26
36	39	1	72	171	27	182	51	28	39	105	76	51	13	20	21	15	27
31	28	4	64	619	69	376	265	106	126	720	383	617	124	137	71	142	28
																	29
31	13	3	44	875	199	1,401	2,338	1,580	782	2,404	1,060	1,036	133	871	292	395	30
108	1,019	71	260	6,685	1,117	1,687	2,163	713	1,441	4,861	399	398	327	1,336		7	31
8	49	3	29	584	91	95	210	103	302	626	30	54	47	319			32
10	91	2	18	240	61	210	90	59	104	214	39	7	8	62			33
2	18	2	6	175	47	61	71	31	51	96	6	20	25	104		2	34
																	35
4	8	1	4	770	37	129	185	84	326	330	6	10	19	327			36
85	1,247	104	459	4,166	3,903	1,505	2,436	1,415	1,451	2,574	822	618	486	717	11	40	37
9	356	43	99	704	449	168	492	523	414	355	130	159	151	165	2	11	38
3	33	1	5	64	72	32	27	20	40	21	31	22	14	5			39
9	110	21	48	574	516	416	386	333	849	316	155	166	201	306	5	13	40
																	41
	52	5	4	425	496	85	539	759	263	296	58	78	91	172	1	5	42
11,620	6,295	780	4,315	50,774	3,153	33,647	19,439	9,879	9,225	27,364	91,326	38,308	5,563	7,941	894	799	43
984	802	170	662	6,081	268	2,900	3,298	2,758	3,453	6,308	10,083	10,873	1,713	2,489	622	655	44
266	248	35	147	1,005	162	651	261	147	264	317	924	283	98	89	17	12	45
573	341	174	305	3,582	554	2,701	2,552	927	4,120	2,021	8,871	7,932	2,533	1,362	203	318	46
																	47
982	96	24	75	6,664	632	5,481	4,226	3,592	5,201	4,669	14,097	8,005	2,696	2,405	454	651	48
412	292	34	179	732	86	2,301	14,224	16,138	15,701	4,524	3,067	9,929	42,670	30,375	1,252	7,106	49
24	26	7	16	87	3	208	3,779	6,573	6,312	1,148	511	3,717	14,364	11,353	1,243	7,283	50
7	19	1	9	30	6	127	309	415	543	152	79	177	919	555	45	142	51
10	13	3	14	53	10	145	1,606	925	3,255	237	615	3,185	22,116	3,510	182	1,804	52
																	53
7	6	3	8	56	3	322	7,075	10,267	10,342	1,100	655	4,568	21,829	10,902	825	7,399	54
						17	13	1	2	6	4	1	2		222	1,426	55
						8	2	1		2			1		566	3,096	56
						1	1	1	1	3					13	58	57
						1				1		2			60	524	58
																	59
						3				3	1	1			93	714	60
401	3,013	398	1,827	8,375	4,473	10,660	8,780	6,166	6,141	5,231	1,662	1,734	2,964	10,845	76	306	61
13	109	12	63	398	70	343	798	870	1,827	426	116	200	341	2,257	15	45	62
5	53	3	32	105	63	117	61	36	46	44	18	22	31	52	1	1	63
24	144	31	72	356	197	492	489	285	481	196	101	221	614	1,000	19	67	64
																	65
7	47	19	34	229	75	370	711	723	1,306	230	50	146	485	2,488	23	76	66
1,323	1,637	308	1,600	6,481	925	14,112	11,169	7,830	7,016	7,421	4,580	4,801	3,618	14,669	453	1,628	67
27	39	7	30	192	20	519	972	1,215	1,574	543	194	386	295	2,568	58	121	68
73	62	19	27	335	50	769	789	414	730	472	341	566	920	1,865	103	180	69
																	70
37	27	6	24	218	28	673	1,546	1,872	2,950	513	256	551	996	6,897	134	315	71
3,664	4,531	491	3,003	18,753	2,762	23,473	21,149	14,899	9,584	16,813	8,992	7,640	5,365	13,797	994	1,522	72
119	151	18	83	592	67	551	993	1,106	985	678	394	603	532	1,324	152	279	73
115	358	39	223	713	198	640	572	359	456	391	340	225	363	399	46	98	74
366	289	57	210	1,860	401	2,902	3,703	2,666	3,110	1,911	1,788	2,183	3,614	4,530	284	824	75
																	76
120	73	12	57	1,060	160	1,906	4,350	4,786	4,206	2,402	1,315	1,892	2,538	8,524	791	1,532	77

State Table VII.—TYPE OF FARM, BY TENURE OF FARM

[See Note, bottom of p. 8. Croppers

	Type, by tenure of operator (See definitions in Introduction)	West North Central Division—Con.		South Atlantic Division									East South Central Division	
		Nebraska	Kansas	Delaware	Maryland	Dist. of Columbia	Virginia	West Virginia	North Carolina	South Carolina	Georgia	Florida	Kentucky	Tennessee
		Number	*Number*	*Number*	*Number*	*Number*	*Number*	*Number*	*Number*	*Number*	*Number*	*Number*	*Number*	*Number*
	All types:													
1	Full owners	43,301	57,151	5,816	28,333	53	104,956	60,581	115,765	45,515	70,596	35,485	135,215	109,853
2	Part owners	24,117	37,611	444	2,490	6	16,148	5,992	25,680	8,955	9,206	3,909	22,188	21,673
3	Managers	1,020	954	165	939	21	1,536	721	648	693	1,406	2,835	675	611
	Tenants—													
4	Cash	12,728	11,857	494	1,842	23	7,283	7,084	9,237	18,270	27,533	7,033	8,888	12,216
5	Croppers			225	1,646		17,253	1,834	69,091	48,939	100,854	4,816	30,250	50,304
6	Other	48,292	58,469	2,563	7,953	1	23,434	6,429	59,287	35,559	46,003	4,888	49,283	51,000
	General farms:													
7	Full owners	8,259	14,104	1,571	7,630		24,240	13,070	17,933	5,025	9,487	5,410	31,734	28,150
8	Part owners	3,915	8,057	164	629		3,903	1,548	3,865	719	1,045	782	5,545	5,983
9	Managers	75	88	32	202		304	124	78	61	112	48	85	101
	Tenants—													
10	Cash	2,156	2,918	91	300		1,056	686	580	915	2,183	980	908	1,463
11	Croppers			49	255		1,691	251	1,417	306	2,324	655	2,143	4,089
12	Other	8,335	12,910	1,043	2,185		3,115	1,017	3,083	604	1,573	628	6,567	8,101
	Cash-grain farms:													
13	Full owners	9,163	11,798	123	772		894	218	483	223	63	47	1,164	1,073
14	Part owners	8,220	16,291	6	87		178	31	146	23	3	6	202	282
15	Managers	218	246	15	125		57	9	14	10	5	2	32	16
	Tenants—													
16	Cash	3,198	1,331	15	53		62	32	15	81	49	17	78	101
17	Croppers			22	116		252	20	141	194	135	38	517	1,236
18	Other	22,565	28,123	234	972		425	148	259	95	45	24	728	1,322
	Cotton farms:													
19	Full owners		2				1,282		22,839	24,889	35,531	1,963	40	13,157
20	Part owners		2				350		7,072	5,642	5,384	414	15	3,903
21	Managers						3		107	295	463	10	1	35
	Tenants—													
22	Cash		2				391		2,738	10,501	16,251	1,163	17	5,265
23	Croppers						738		22,857	40,718	80,088	1,257	380	23,176
24	Other		56				784		21,503	27,855	34,678	815	122	17,480
	Crop-specialty farms:													
25	Full owners	968	490	219	2,550		13,742	872	32,676	5,440	6,532	1,881	26,593	9,544
26	Part owners	412	376	9	373		2,488	130	7,521	1,015	732	377	6,391	2,170
27	Managers	31	22	5	50		72	6	89	70	90	85	117	40
	Tenants—													
28	Cash	190	153	10	113		1,138	87	3,140	2,253	2,138	578	1,110	519
29	Croppers			15	615		8,554	90	36,968	3,758	7,197	559	13,896	6,618
30	Other	1,627	606	163	1,788		9,755	260	23,419	3,549	2,888	230	17,448	4,603
	Fruit farms:													
31	Full owners	126	415	352	807		1,859	627	1,107	98	772	10,219	393	700
32	Part owners	19	95	31	78		192	61	213	16	99	299	47	112
33	Managers	12	18	31	78		279	164	62	23	299	2,107	19	33
	Tenants—													
34	Cash	14	25	8	21		56	31	29	7	93	382	10	12
35	Croppers			19	45		100	19	96	10	108	277	34	101
36	Other	27	103	120	108		230	60	148	14	116	347	61	170
	Truck farms:													
37	Full owners	149	264	451	2,306	22	1,207	151	623	612	742	3,116	452	680
38	Part owners	53	121	59	465	6	476	26	187	133	177	773	93	175
39	Managers	3	1	8	81	2	22	2	9	28	25	120	4	13
	Tenants—													
40	Cash	80	130	31	241	18	171	48	83	221	461	1,306	83	94
41	Croppers			46	165		221	3	165	84	539	544	81	479
42	Other	24	54	272	633		204	21	159	112	226	855	73	313
	Dairy farms:													
43	Full owners	1,036	2,830	372	3,627		2,341	2,091	1,751	669	1,555	648	3,944	3,677
44	Part owners	454	1,242	22	361		492	302	339	122	248	85	595	628
45	Managers	30	33	19	120		112	31	61	31	49	39	37	64
	Tenants—													
46	Cash	437	899	77	211		191	202	131	113	453	134	262	451
47	Croppers			11	184		106	45	56	40	155	5	241	328
48	Other	528	1,534	165	1,149		205	151	187	77	158	41	822	678
	Animal-specialty farms:													
49	Full owners	17,654	13,740	25	402		4,797	4,126	1,505	273	944	1,146	8,481	7,053
50	Part owners	9,517	8,580	2	31		656	509	214	44	81	137	1,045	1,254
51	Managers	343	214	3	41		206	82	32	11	51	27	90	104
	Tenants—													
52	Cash	4,723	2,587	2	23		157	112	37	39	117	143	279	386
53	Croppers			1	12		191	91	67	11	123	83	322	508
54	Other	12,196	8,980	4	68		490	196	130	26	112	96	1,403	1,548
	Stock ranches:													
55	Full owners	921	1,041				307	1,110	107	8	58	317	333	36
56	Part owners	929	823				52	177	11	6	4	20	31	4
57	Managers	106	96				19	78		3	5	13	8	
	Tenants—													
58	Cash	327	291				22	30		3	5	10	6	
59	Croppers						6	25	1		3	7	5	2
60	Other	311	308				12	53	8	1	5	8	25	11
	Poultry farms:													
61	Full owners	999	4,216	1,631	2,553	3	3,459	1,364	841	271	527	1,486	969	1,153
62	Part owners	130	799	107	88		278	124	99	23	39	43	94	160
63	Managers	11	20	5	31		27	7	9	5	16	42	5	10
	Tenants—													
64	Cash	132	463	65	103	1	141	73	37	51	72	104	33	61
65	Croppers			16	27		65	29	25	17	27	18	53	156
66	Other	154	981	173	139	1	211	83	73	29	41	90	113	203
	Self-sufficing farms:													
67	Full owners	1,580	2,925	482	3,036	3	30,097	24,165	22,045	3,947	7,121	3,730	42,781	29,747
68	Part owners	149	452	17	185		5,147	2,257	4,201	603	714	535	6,263	5,413
	Tenants—													
69	Cash	283	652	38	184		1,622	2,826	875	1,157	1,320	786	3,169	1,685
70	Croppers			12	65		2,582	731	2,270	499	1,600	472	5,166	6,471
71	Other	522	1,553	127	277		4,701	2,613	5,031	772	2,007	665	13,127	10,506
	Abnormal and unclassified farms:													
72	Full owners	2,396	5,326	590	4,650	25	20,731	12,787	13,855	4,060	7,264	5,522	18,331	14,883
73	Part owners	319	673	27	193		2,026	797	1,821	609	680	438	1,867	1,529
74	Managers	191	216	47	211	19	435	218	187	156	291	342	277	195
	Tenants—													
75	Cash	1,188	2,406	157	593	4	2,366	2,952	1,572	2,929	4,391	1,430	2,933	2,089
76	Croppers			34	162		2,747	530	5,028	3,302	8,555	901	7,412	7,140
77	Other	2,003	3,261	262	634		3,302	1,827	5,282	2,425	4,154	1,089	8,794	6,065

OPERATOR, 1930, BY DIVISIONS AND STATES—Continued

reported only for the Southern States]

East South Central Division—Con.		West South Central Division				Mountain Division								Pacific Division			
Alabama	Mississippi	Arkansas	Louisiana	Oklahoma	Texas	Montana	Idaho	Wyoming	Colorado	New Mexico	Arizona	Utah	Nevada	Washington	Oregon	California	
Number	*Number*	*Number*	*Number*	*Number*	*Number*	*Number*	*Number*	*Number*	*Number*	*Number*	*Number*	*Number*	*Number*	*Number*	*Number*	*Number*	
75,144	77,382	72,597	46,893	53,647	152,852	20,101	24,194	7,896	26,929	19,930	9,727	19,046	2,464	49,702	36,674	90,375	1
15,228	8,665	16,412	6,266	24,067	37,663	15,252	6,318	4,299	11,497	4,810	1,567	4,562	306	7,886	7,847	13,131	2
603	999	634	735	823	3,314	514	603	296	838	334	548	230	227	1,238	842	7,768	3
48,707	27,103	14,961	12,886	17,598	16,874	3,078	3,125	1,125	4,200	1,528	1,115	1,285	256	5,721	5,206	13,880	4
65,134	135,293	75,034	49,428	21,055	105,122												5
52,579	63,221	62,696	45,237	86,676	179,664	8,550	7,434	2,395	16,492	4,802	1,216	2,036	189	6,357	4,584	10,522	6
7,794	10,315	14,583	5,528	13,394	19,285	2,813	4,654	1,348	4,023	2,105	736	3,702	334	5,263	6,577	3,037	7
1,206	883	3,217	512	5,874	3,713	1,450	1,110	629	1,973	594	111	1,101	43	862	1,680	717	8
42	48	58	36	88	108	30	40	12	44	8	11	25	9	63	65	67	9
1,858	924	969	739	3,493	1,443	442	477	194	530	168	63	181	37	537	779	389	10
1,112	982	884	438	1,095	1,550												11
1,208	1,351	4,078	1,056	12,680	6,810	886	947	310	1,971	430	58	391	17	396	661	216	12
26	10	489	1,382	6,178	4,633	6,095	3,206	708	2,236	1,480	141	952	24	2,327	1,904	1,456	13
8	2	214	609	6,015	2,708	8,106	2,094	558	2,723	652	22	391	5	2,598	1,422	1,290	14
1	2	28	62	99	177	81	51	8	59	13	4	16		80	68	152	15
12	1	65	79	811	391	435	433	101	233	97	11	35	3	294	298	194	16
18	33	210	377	1,634	1,763												17
25	10	523	1,626	10,961	5,409	4,657	2,008	408	3,682	700	17	215	4	3,143	1,273	1,219	18
50,828	48,566	34,518	23,888	14,664	82,819					1,027	1,333					1,224	19
11,373	6,272	9,487	3,482	6,513	22,693					281	493					443	20
224	631	285	172	146	720					28	82					139	21
39,652	22,002	10,299	7,994	6,341	5,455					128	276					289	22
58,143	124,870	66,646	43,079	14,136	90,286												23
46,615	56,857	47,466	36,508	44,514	147,425					1,409	563					876	24
883	486	346	1,816	836	1,206	2,103	5,459	1,226	4,795	2,626	357	2,379	442	2,074	1,726	4,520	25
215	47	70	662	359	392	609	1,352	473	1,993	615	96	829	48	546	392	1,401	26
13	31	17	219	29	62	69	157	42	148	35	36	26	61	77	108	471	27
448	90	68	382	253	205	334	718	163	778	157	40	258	51	483	279	830	28
818	167	96	917	208	411												29
243	91	160	1,703	1,172	1,080	986	2,941	935	5,982	858	112	513	40	570	443	1,722	30
630	294	1,981	2,967	327	1,626	146	851	5	1,297	293	357	780	13	7,760	4,662	40,384	31
85	18	361	70	71	222	21	125		177	29	15	124	1	742	762	3,230	32
105	64	79	27	4	278	6	108		38	6	93	14		462	202	4,141	33
57	14	95	788	34	55	13	55		67	42	9	33		253	233	1,290	34
41	20	167	770	33	103												35
33	32	507	462	159	275	11	148		200	59	13	39	1	651	448	2,966	36
481	1,488	458	893	198	2,111	96	112	23	1,106	580	176	377	19	650	454	2,176	37
131	103	103	119	58	649	11	29	6	300	46	46	161	8	155	153	741	38
6	5	3	15	2	49	2	1	1	13	1	70	1	1	117	13	1,151	39
192	626	112	329	135	476	29	49	4	284	48	98	136	7	313	258	1,844	40
65	1,655	151	117	27	755												41
48	388	256	152	111	1,623	15	12	3	491	53	58	50	7	64	64	776	42
851	2,194	1,659	952	2,068	4,211	1,120	2,793	477	1,764	363	427	2,224	362	8,924	5,194	7,362	43
220	242	322	116	921	1,176	435	493	151	688	113	104	710	40	1,531	1,291	2,138	44
31	36	11	29	46	116	16	30	8	50	5	19	19	5	98	54	242	45
312	332	235	222	934	1,411	325	422	98	471	89	146	179	61	1,671	1,039	4,520	46
44	165	49	27	109	226												47
83	239	249	47	1,098	934	279	489	78	567	69	49	241	31	499	572	917	48
589	620	1,317	689	3,058	3,145	1,193	1,502	773	2,265	563	236	1,490	106	829	1,226	1,227	49
132	58	243	39	1,686	707	758	419	393	1,370	158	35	432	10	194	314	352	50
30	14	17	14	90	102	21	36	15	68	8	11	9	6	25	43	75	51
95	52	71	49	704	379	171	141	91	264	46	26	60	9	106	168	230	52
37	22	42	16	193	178												53
55	54	231	43	1,527	717	337	245	186	1,332	64	14	115	6	88	131	128	54
136	157	38	242	290	8,227	2,466	984	1,571	2,410	3,594	3,009	1,812	553	305	1,387	2,443	55
69	25	7	32	368	2,701	3,310	366	1,916	1,576	1,694	437	371	109	254	862	1,490	56
12	7	3	29	97	1,137	181	66	147	204	149	103	76	97	43	82	316	57
36	13	3	25	127	2,394	551	73	231	324	321	72	60	33	41	201	683	58
2	1		6	15	241												59
6	13	7	10	70	932	411	46	175	322	148	39	69	30	45	116	189	60
550	264	763	224	1,834	3,721	266	628	161	1,238	172	505	1,555	190	7,773	2,480	13,205	61
61	7	95	6	323	399	51	56	16	141	28	32	154	17	391	296	621	62
9	9	7	7	12	33	1	4	2	8	1	13	6	4	38	9	185	63
77	28	49	20	247	330	35	52	18	141	16	53	54	12	335	211	1,151	64
15	10	23	5	60	136												65
34	17	103	15	433	655	18	48	18	101	25	22	61	9	99	95	262	66
6,923	6,560	9,853	4,214	5,319	8,515	987	1,017	435	1,203	3,233	577	753	109	3,174	2,862	1,921	67
1,009	527	1,490	318	1,103	836	111	71	23	131	262	38	71	3	121	180	96	68
2,253	879	936	809	1,294	754	142	123	31	139	71	43	33	5	209	255	140	69
1,221	1,121	1,154	583	841	932												70
1,535	1,255	3,665	1,048	5,875	2,502	165	100	48	214	183	46	65	5	127	150	76	71
5,453	6,428	6,592	4,098	5,481	13,353	2,816	2,988	1,169	4,592	3,894	1,873	3,022	312	10,623	8,202	11,420	72
719	481	803	301	776	1,467	390	203	134	425	338	138	218	22	492	495	612	73
130	152	126	125	210	532	107	110	61	206	80	106	38	44	235	198	829	74
3,715	2,142	2,059	1,450	3,225	3,581	[1] 601	582	194	969	345	278	256	38	1,479	1,485	2,320	75
3,618	6,247	5,612	3,093	2,704	8,541												76
2,694	2,914	5,451	2,567	8,076	11,242	785	450	234	1,630	801	225	277	39	675	631	1,175	77

STATE TABLE VIII.—SPECIFIED FARM EXPENDITURES,

[See NOTE.

	ITEM AND TYPE (See definitions in Introduction)	UNITED STATES		GEOGRAPHIC DIVISIONS							
				NEW ENGLAND		MIDDLE ATLANTIC		EAST NORTH CENTRAL		WEST NORTH CENTRAL	
		Farms reporting	Expenditures	Farms reporting	Expenditures	Farms reporting	Expenditure	Farms reporting	Expenditures	Farms reporting	Expenditures
		Number	*Dollars*	*Number*	*Dollars*	*Number*	*Dollars*	*Number*	*Dollars*	*Number*	*Dollars*
	Feed:										
1	All types	3,263,400	919,189,626	104,673	67,416,362	293,504	154,686,628	642,422	146,849,753	678,626	214,675,483
2	General	671,883	104,626,990	15,931	6,206,041	68,057	19,205,912	138,319	27,179,380	172,655	24,568,207
3	Cash-grain	198,963	27,423,741	17	6,823	1,817	370,795	41,780	4,571,298	107,449	14,129,959
4	Cotton	562,948	48,160,080					30	2,790	4,523	609,327
5	Crop-specialty	175,332	22,804,668	7,574	2,081,055	11,467	3,625,585	17,382	2,052,386	7,243	1,424,557
6	Fruit	81,774	17,346,362	1,779	604,141	9,295	2,669,261	8,805	1,682,131	2,710	447,815
7	Truck	50,948	11,149,170	2,599	987,138	10,836	3,391,010	9,284	1,586,015	2,858	474,315
8	Dairy	503,757	271,290,411	38,751	36,669,932	112,193	85,918,539	188,254	49,672,521	77,506	20,850,379
9	Animal-specialty	345,976	176,937,036	1,896	1,034,453	3,465	1,706,675	80,083	34,968,398	214,452	122,302,774
10	Stock-ranch	42,874	38,757,285			20	2,810	28	22,982	7,212	7,135,671
11	Poultry	142,578	117,491,659	9,605	12,434,802	24,623	25,924,974	30,308	12,793,902	24,577	7,006,474
12	Self-sufficing	242,997	16,761,596	8,889	1,425,290	18,125	2,231,308	30,187	2,410,761	26,019	2,016,751
13	Abnormal and unclassified	263,370	66,440,628	17,632	5,966,687	33,616	9,639,759	47,962	9,907,189	31,422	13,709,254
	Fertilizer:										
14	All types	2,324,090	271,058,673	68,537	15,413,246	224,819	30,202,326	350,789	29,283,692	67,978	4,471,581
15	General	418,791	31,492,622	11,388	906,771	61,453	6,111,586	130,167	9,158,173	22,224	1,103,163
16	Cash-grain	39,871	4,785,414	19	7,165	2,606	333,302	22,148	2,572,281	4,820	432,742
17	Cotton	836,867	91,763,257							381	15,054
18	Crop-specialty	260,649	52,477,498	9,722	9,581,827	12,381	5,380,773	15,413	1,457,617	1,614	283,552
19	Fruit	68,934	24,746,109	1,862	328,485	9,167	1,668,449	6,833	824,083	847	70,269
20	Truck	57,221	19,378,505	2,896	1,090,137	12,083	5,265,699	9,494	1,569,043	1,468	184,590
21	Dairy	222,973	19,357,416	24,022	2,143,539	84,092	7,901,704	78,072	5,712,616	8,107	429,962
22	Animal-specialty	101,242	9,869,639	978	71,310	2,727	332,030	51,780	5,660,504	21,731	1,573,771
23	Stock-ranch	2,578	252,301			6	180	11	892	73	5,379
24	Poultry	45,470	2,881,858	3,734	190,952	12,891	926,143	12,422	691,356	2,833	104,974
25	Self-sufficing	150,292	3,555,015	4,289	111,865	10,278	270,462	9,144	204,912	1,658	29,089
26	Abnormal and unclassified	119,202	10,499,039	9,027	981,195	17,135	2,011,998	15,305	1,432,215	2,222	239,056
	Labor:										
27	All types	2,631,601	955,420,313	73,836	49,839,145	197,968	94,687,576	448,362	132,476,146	603,904	178,678,087
28	General	494,892	86,112,305	10,668	3,522,032	47,182	11,750,335	120,694	19,268,673	131,038	23,045,165
29	Cash-grain	297,308	111,474,717	17	8,308	2,029	738,312	52,151	18,627,015	166,810	54,830,326
30	Cotton	463,697	99,471,654					19	6,873	4,925	1,835,604
31	Crop-specialty	195,796	84,785,282	8,928	9,401,933	10,820	6,187,730	17,448	4,581,007	9,668	5,828,631
32	Fruit	106,774	112,531,576	2,028	2,424,976	9,088	8,286,354	8,715	6,071,309	2,487	1,253,930
33	Truck	49,579	53,733,184	2,247	2,731,309	9,174	9,195,496	8,477	5,169,540	2,305	1,103,074
34	Dairy	362,349	144,529,815	28,448	17,174,987	70,972	35,316,108	130,583	37,332,908	58,296	15,067,199
35	Animal-specialty	311,699	107,690,810	1,430	723,753	2,981	1,342,054	69,158	24,752,163	138,435	61,518,353
36	Stock-ranch	43,799	50,878,410			22	5,639	28	23,902	7,888	5,204,006
37	Poultry	67,495	15,824,189	5,168	2,192,423	12,317	3,561,046	11,905	1,819,032	10,186	1,154,891
38	Self-sufficing	97,231	4,090,987	4,008	177,982	7,047	358,538	8,146	374,906	7,565	341,388
39	Abnormal and unclassified	140,982	84,297,384	10,894	11,481,442	17,336	17,945,964	21,038	14,448,818	14,301	7,495,430

	ITEM AND TYPE (See definitions in Introduction)	NEW ENGLAND DIVISION—Continued								MIDDLE ATLANTIC DIVISION	
		VERMONT		MASSACHUSETTS		RHODE ISLAND		CONNECTICUT		NEW YORK	
		Farms reporting	Expenditures	Farms reporting	Expenditures	Farms reporting	Expenditures	Farms reporting	Expenditures	Farms reporting	Expenditures
		Number	*Dollars*	*Number*	*Dollars*	*Number*	*Dollars*	*Number*	*Dollars*	*Number*	*Dollars*
	Feed:										
1	All types	21,900	11,546,995	21,634	20,671,133	2,892	3,047,274	15,038	13,030,306	131,917	77,399,938
2	General	2,501	827,725	2,374	1,204,992	353	177,756	1,507	780,793	22,316	5,869,427
3	Cash-grain			13	6,366					146	17,704
4	Cotton										
5	Crop-specialty	415	103,562	917	346,110	19	12,091	1,337	666,362	5,128	1,359,119
6	Fruit	90	22,156	683	272,273	63	21,671	245	104,728	6,601	1,808,449
7	Truck	80	11,520	1,437	598,466	145	52,876	517	197,347	4,523	1,277,641
8	Dairy	14,052	9,243,160	7,553	10,732,889	1,145	1,984,774	5,391	7,148,692	64,826	51,663,441
9	Animal-specialty	418	192,987	333	307,794	41	30,924	205	108,391	805	393,882
10	Stock-ranch										
11	Poultry	430	388,993	3,216	4,859,772	447	461,955	1,968	2,614,465	8,910	10,201,134
12	Self-sufficing	1,113	143,113	1,510	282,235	270	42,672	1,391	266,552	5,511	716,815
13	Abnormal and unclassified	2,801	613,779	3,598	2,060,236	409	262,555	2,477	1,142,976	13,151	4,092,326
	Fertilizer:										
14	All types	11,945	681,259	14,259	3,014,621	1,890	336,196	9,500	3,653,387	90,500	11,505,537
15	General	1,427	68,345	1,766	195,775	271	32,947	1,049	120,549	17,772	1,533,588
16	Cash-grain			16	6,620					279	29,845
17	Cotton										
18	Crop-specialty	261	59,332	922	950,731	15	12,494	1,356	2,370,229	5,302	2,663,151
19	Fruit	86	21,414	848	143,473	61	18,893	264	73,574	6,304	830,437
20	Truck	79	10,606	1,633	661,761	163	63,482	562	264,825	5,230	1,991,318
21	Dairy	8,474	459,695	4,717	535,604	779	128,218	3,495	500,731	43,742	3,419,752
22	Animal-specialty	203	10,555	147	15,560	23	1,456	89	9,105	543	52,937
23	Stock-ranch										
24	Poultry	152	5,035	1,210	70,322	199	11,359	696	42,551	3,947	240,668
25	Self-sufficing	368	6,404	760	25,693	139	4,426	677	19,233	1,931	43,717
26	Abnormal and unclassified	895	39,783	2,270	409,073	240	62,921	1,312	252,590	5,450	700,124
	Labor:										
27	All types	15,364	5,495,428	15,247	17,268,318	1,885	2,276,788	9,696	11,755,717	90,455	45,421,486
28	General	1,638	499,242	1,661	1,067,940	230	128,665	951	435,776	15,039	4,172,151
29	Cash-grain			9	5,151					207	67,711
30	Cotton										
31	Crop-specialty	400	159,652	910	1,027,101	15	22,133	1,246	3,582,193	4,744	2,864,545
32	Fruit	96	187,344	933	1,303,454	57	85,334	231	347,892	6,474	4,922,816
33	Truck	74	31,862	1,308	1,940,331	115	97,204	384	457,631	4,011	3,903,814
34	Dairy	10,366	3,965,773	5,521	5,449,513	879	1,043,955	3,844	3,396,939	45,862	20,008,795
35	Animal-specialty	316	103,691	248	253,328	36	20,261	144	88,805	616	343,517
36	Stock-ranch										
37	Poultry	257	43,355	1,658	1,095,440	220	86,269	919	376,605	4,469	1,520,283
38	Self-sufficing	505	20,712	649	26,632	102	4,335	548	18,559	1,975	97,699
39	Abnormal and unclassified	1,712	483,797	2,350	5,029,433	231	788,632	1,429	3,051,317	7,058	7,520,155

1929, BY TYPE OF FARM, BY DIVISIONS AND STATES

bottom of p. 8]

Geographic Divisions—Continued										New England Division				
South Atlantic		East South Central		West South Central		Mountain		Pacific		Maine		New Hampshire		
Farms reporting	Expenditures	Farms reporting	Expenditures	Farms reporting	Expenditures	Farms reporting	Expenditures	Farms reporting	Expenditures	Farms reporting	Expenditures	Farms reporting	Expenditures	
Number	*Dollars*	*Number*	*Dollars*	*Number*	*Dollars*	*Number*	*Dollars*	*Number*	*Dollars*	*Number*	*Dollars*	*Number*	*Dollars*	
427,520	63,893,397	390,887	43,041,378	454,367	75,220,485	117,397	46,824,374	174,004	106,581,766	30,493	11,497,733	12,716	7,622,921	1
68,506	8,225,365	65,650	5,686,487	57,641	6,746,686	18,331	2,975,017	16,793	3,833,895	7,140	2,427,704	2,056	787,071	2
3,015	479,144	1,627	163,299	19,806	3,534,765	14,449	2,007,940	9,003	2,159,718	4	457			3
115,027	6,828,794	164,346	13,504,444	274,171	25,794,852	3,208	954,172	1,643	465,701					4
66,412	4,350,663	35,658	2,911,544	4,278	980,939	17,296	3,458,801	8,022	1,919,138	4,643	892,111	243	60,819	5
10,194	2,093,015	1,467	179,201	6,063	658,950	3,127	534,944	38,334	8,476,904	456	122,334	212	60,979	6
9,462	1,653,023	2,774	283,282	4,448	546,183	2,622	459,303	6,065	1,768,901	316	94,835	104	32,094	7
17,422	18,654,183	12,784	7,937,931	14,091	14,455,760	11,274	5,946,368	31,492	31,184,858	6,429	4,163,595	4,181	3,396,822	8
10,108	1,882,322	13,895	3,405,952	9,247	3,334,936	9,088	6,437,299	3,742	1,864,227	639	272,366	260	122,051	9
1,564	313,301	452	134,213	10,513	9,716,647	17,000	15,183,922	6,085	6,247,739					10
12,402	8,845,527	2,814	1,370,979	7,016	3,160,320	5,154	4,171,733	26,079	41,782,948	2,003	1,966,607	1,541	2,143,010	11
65,695	3,382,859	59,608	2,865,008	23,756	1,457,914	4,357	345,626	6,361	626,079	3,135	433,416	1,470	257,302	12
47,713	7,185,201	20,812	4,599,038	23,337	4,832,593	11,491	4,349,249	20,385	6,251,658	5,698	1,124,368	2,649	762,773	13
813,149	119,238,902	530,273	40,093,966	221,100	15,719,081	5,817	630,169	41,628	16,005,710	23,953	7,287,869	6,960	439,914	14
99,858	9,534,055	66,373	3,299,679	23,643	1,225,153	772	28,615	2,913	125,427	5,548	413,621	1,327	75,534	15
5,405	925,075	1,263	67,255	2,335	374,881	398	15,735	877	56,978	3	536			16
348,672	50,513,275	326,762	29,834,294	160,476	11,298,967	433	76,192	143	25,475					17
173,805	32,409,538	42,170	2,072,242	2,835	601,265	1,069	102,073	1,640	588,611	6,987	6,137,046	181	51,995	18
18,925	8,793,000	2,069	344,680	6,764	691,340	911	165,816	21,556	11,859,987	407	39,919	196	31,212	19
16,230	7,354,857	6,234	1,056,827	4,187	489,797	736	113,811	3,893	2,253,744	346	70,949	113	18,424	20
15,009	2,292,754	6,440	478,590	2,200	159,417	321	12,837	4,110	225,997	4,592	355,177	2,565	164,114	21
12,580	1,401,292	8,760	644,657	1,995	139,507	276	20,686	415	25,882	393	26,862	123	7,772	22
1,456	132,253	298	37,117	496	52,595	97	7,517	141	16,368					23
8,844	717,298	1,698	93,657	1,066	48,515	129	4,489	1,853	104,474	931	43,832	546	17,853	24
67,964	1,600,723	47,951	1,107,881	8,447	220,762	102	1,667	459	7,654	1,667	42,522	678	13,587	25
44,401	3,564,782	20,255	1,057,087	6,656	416,882	573	80,731	3,628	715,113	3,079	157,405	1,231	59,423	26
367,135	91,879,757	250,148	33,774,889	394,848	110,614,558	132,285	85,897,086	163,065	177,573,069	22,795	9,042,533	8,849	3,980,361	27
60,672	10,687,378	48,115	4,604,673	45,888	5,505,325	18,531	4,482,977	12,054	3,245,747	4,738	953,973	1,450	436,436	28
3,877	1,744,126	2,038	507,509	29,230	11,502,435	26,888	9,495,848	14,268	14,020,838	8	3,157			29
107,785	14,257,399	97,141	9,792,179	247,646	59,827,339	3,850	7,274,869	2,331	6,477,301					30
74,971	14,922,635	28,765	4,602,603	6,862	7,425,886	27,420	17,357,343	10,914	14,477,514	6,104	4,478,106	253	132,748	31
16,418	14,074,131	1,794	936,237	6,400	2,762,177	3,963	3,705,661	55,881	73,016,801	495	235,608	216	175,344	32
11,072	8,538,376	2,607	671,141	4,038	2,573,817	2,850	3,124,705	6,809	20,625,726	266	134,389	100	69,892	33
14,407	10,094,373	8,895	3,348,134	9,453	4,596,574	9,414	3,954,317	22,881	17,645,215	4,579	1,617,780	3,259	1,701,027	34
11,914	4,045,020	15,213	3,992,358	8,922	2,587,275	10,302	6,416,576	3,344	2,313,258	483	158,761	203	98,912	35
1,793	738,661	590	252,711	10,663	8,584,905	17,096	25,737,123	5,719	10,331,463					36
7,080	1,578,861	1,537	217,301	3,859	638,882	2,627	612,345	12,816	4,049,408	1,186	258,156	928	332,598	37
29,342	1,225,909	27,316	1,009,242	9,546	406,582	1,991	90,634	2,270	105,806	1,481	73,215	723	34,529	38
27,854	9,972,888	16,137	3,840,801	12,341	4,203,361	7,303	3,644,688	13,778	11,263,992	3,455	1,129,388	1,717	998,875	39

Middle Atlantic Division—Continued				East North Central Division										
New Jersey		Pennsylvania		Ohio		Indiana		Illinois		Michigan		Wisconsin		
Farms reporting	Expenditures	Farms reporting	Expenditures	Farms reporting	Expenditures	Farms reporting	Expenditures	Farms reporting	Expenditures	Farms reporting	Expenditures	Farms reporting	Expenditures	
Number	*Dollars*	*Number*	*Dollars*	*Number*	*Dollars*	*Number*	*Dollars*	*Number*	*Dollars*	*Number*	*Dollars*	*Number*	*Dollars*	
20,970	20,828,358	140,617	56,458,332	140,122	32,603,845	113,734	26,135,018	143,337	35,973,465	107,275	21,050,635	137,954	31,086,790	1
2,492	1,239,003	43,249	12,097,482	52,956	7,614,737	42,266	6,305,973	40,537	5,864,048	36,454	4,938,003	16,106	2,456,619	2
50	14,158	1,621	338,933	5,260	533,735	6,962	821,342	28,844	3,134,149	614	73,102	100	8,970	3
								30	2,790					4
1,019	432,334	5,320	1,834,132	3,044	389,034	1,841	211,374	1,192	159,696	7,587	778,625	3,718	513,657	5
1,010	356,172	1,684	504,640	1,806	332,005	677	137,748	1,545	302,982	4,497	852,814	280	56,582	6
4,539	1,611,590	1,774	501,779	2,489	447,194	1,641	209,247	2,070	397,832	2,322	398,971	762	132,771	7
4,583	8,618,626	42,774	25,636,472	24,819	9,638,345	12,551	3,461,133	17,972	5,628,631	30,690	7,155,828	102,222	23,788,584	8
95	69,715	2,565	1,243,078	19,213	6,159,698	24,534	10,247,656	27,616	15,491,991	4,844	1,605,660	3,876	1,463,393	9
		20	2,810	11	2,430	1	200	3	9,395	9	9,950	4	1,007	10
4,591	7,099,816	11,122	8,624,024	8,806	4,360,541	6,423	2,344,218	8,011	2,136,340	5,337	2,951,129	1,731	1,001,674	11
753	116,159	11,861	1,398,334	7,911	600,608	6,286	506,565	7,313	571,180	5,394	470,795	3,283	261,613	12
1,838	1,270,785	18,627	4,276,648	13,807	2,525,518	10,552	1,889,562	8,204	2,274,431	9,527	1,815,758	5,872	1,401,920	13
16,948	6,583,368	117,371	12,113,421	131,372	11,028,050	83,006	7,054,319	30,639	3,593,825	72,128	5,474,121	33,644	2,133,377	14
2,374	678,996	41,307	3,899,002	56,172	4,064,727	33,866	2,419,835	8,602	723,881	27,501	1,742,799	4,026	206,931	15
73	21,219	2,254	282,238	7,433	746,138	7,363	877,304	6,472	864,299	855	80,797	25	3,743	16
														17
1,143	1,058,278	5,936	1,659,344	3,977	363,655	1,653	154,938	208	28,693	7,747	679,937	1,828	230,394	18
1,189	518,995	1,674	319,017	1,616	173,137	564	73,503	976	190,245	3,461	340,648	216	46,550	19
5,044	2,878,533	1,809	395,848	2,767	453,829	1,711	191,829	1,634	281,149	2,722	519,730	660	122,506	20
3,600	757,210	36,750	3,724,742	21,705	2,008,375	8,455	662,786	4,466	422,441	19,178	1,309,755	24,268	1,309,259	21
47	6,048	2,137	273,045	20,294	2,196,735	20,343	2,219,529	5,861	749,954	3,975	386,550	1,307	107,736	22
		6	180	9	680					2	212			23
1,787	201,065	7,157	484,410	5,438	320,284	3,158	172,653	1,030	63,360	2,533	125,818	263	9,241	24
468	18,199	7,879	208,546	4,731	107,085	2,671	60,836	289	5,603	1,240	27,812	213	3,576	25
1,223	444,825	10,462	867,049	7,230	593,405	3,222	221,106	1,101	264,200	2,914	260,063	838	93,441	26
14,648	17,552,491	92,865	31,713,599	90,363	25,409,282	68,943	16,786,360	112,916	40,946,060	76,078	19,852,747	100,062	29,481,697	27
1,760	1,327,280	30,353	6,250,904	33,993	5,328,738	23,488	3,300,471	25,699	4,237,481	26,305	4,135,855	11,209	2,266,128	28
65	49,930	1,757	620,671	6,442	2,086,059	8,000	2,469,884	36,717	13,851,617	819	182,731	173	36,724	29
								19	6,873					30
1,020	1,101,491	5,056	2,221,694	2,622	569,978	1,333	369,611	1,066	364,766	8,239	1,885,802	4,188	1,390,850	31
976	1,541,307	1,638	1,822,231	1,623	1,011,523	583	574,153	1,613	1,450,236	4,523	2,539,572	373	495,825	32
3,772	4,212,132	1,391	1,079,550	2,271	1,661,870	1,443	665,980	1,992	1,323,215	2,063	1,067,251	708	451,224	33
3,691	4,423,562	30,419	10,883,751	14,865	4,237,024	7,680	1,967,165	12,923	4,806,815	20,441	4,749,194	74,674	21,572,710	34
62	43,922	2,303	954,615	16,794	5,570,064	19,317	5,683,836	24,756	10,337,882	4,577	1,657,093	3,714	1,503,288	35
		22	5,639	9	3,297	1	2,000	2	1,250	13	16,608	3	747	36
1,896	855,146	5,952	1,185,617	3,621	600,267	2,257	303,822	2,864	341,272	2,351	436,450	812	137,221	37
249	10,687	4,823	250,152	2,232	106,000	1,173	49,474	1,796	84,099	1,868	94,438	1,077	40,895	38
1,127	3,987,034	9,151	6,438,775	5,891	4,234,462	3,668	1,392,964	3,469	4,140,554	4,879	3,087,753	3,131	1,586,085	39

STATE TABLE VIII.—SPECIFIED FARM EXPENDITURES, 1929,
[See NOTE,

	ITEM AND TYPE (See definitions in Introduction)	West North Central Division									
		Minnesota		Iowa		Missouri		North Dakota		South Dakota	
		Farms reporting	Expenditures	Farms reporting	Expenditures	Farms reporting	Expenditures	Farms reporting	Expenditures	Farms reporting	Expenditures
	Feed:	*Number*	*Dollars*	*Number*	*Dollars*	*Number*	*Dollars*	*Number*	*Dollars*	*Number*	*Dollars*
1	All types	113,627	19,678,966	145,500	53,702,953	167,613	47,252,496	23,296	4,203,745	40,527	12,435,826
2	General	31,722	3,910,780	27,625	4,382,214	58,493	7,912,960	5,755	726,225	8,673	1,281,949
3	Cash-grain	6,471	695,295	18,047	2,307,172	5,560	617,829	17,318	2,154,427	9,546	1,413,629
4	Cotton					4,507	608,416				
5	Crop-specialty	2,886	412,170	254	40,243	814	124,722	438	56,162	428	74,502
6	Fruit	357	50,391	274	37,502	1,526	251,604			3	2,110
7	Truck	739	134,513	524	82,179	972	162,273	8	457	34	3,587
8	Dairy	45,852	8,290,676	9,336	2,882,957	12,251	5,162,965	1,272	324,995	1,493	445,698
9	Animal-specialty	14,401	3,977,277	78,829	40,036,142	43,807	25,109,617	2,040	607,574	15,660	7,455,521
10	Stock-ranch	4	1,367					462	164,542	2,996	1,141,461
11	Poultry	1,896	862,088	3,053	839,721	13,220	3,452,214	90	27,773	292	68,384
12	Self-sufficing	3,860	301,795	2,782	263,051	14,479	1,030,622	271	15,088	450	28,972
13	Abnormal and unclassified	5,439	1,042,614	4,776	2,831,772	11,984	2,819,274	642	126,502	952	520,013
	Fertilizer:										
14	All types	9,402	714,055	15,767	1,171,393	35,782	2,030,492	572	51,858	319	21,452
15	General	2,339	128,348	2,720	157,423	15,033	679,489	118	7,155	57	2,797
16	Cash-grain	482	33,123	1,101	85,716	1,770	174,049	266	20,698	61	5,129
17	Cotton					380	15,048				
18	Crop-specialty	1,003	204,025	108	32,888	214	15,151	111	15,362	12	712
19	Fruit	72	2,817	47	4,398	632	49,970			2	119
20	Truck	460	52,773	254	35,591	600	78,640	2	45	7	217
21	Dairy	3,038	151,084	1,584	101,095	3,075	155,922	17	1,447	12	426
22	Animal-specialty	1,540	94,594	9,239	683,975	9,191	662,908	44	5,498	141	10,572
23	Stock-ranch							2	471	10	363
24	Poultry	89	2,941	230	8,042	2,268	83,414	1	15		
25	Self-sufficing	60	842	72	1,180	1,443	25,337	1	5	1	3
26	Abnormal and unclassified	319	43,508	412	61,085	1,156	90,534	10	1,162	16	1,114
	Labor:										
27	All types	105,057	27,526,878	122,669	39,631,156	96,649	19,851,509	57,838	24,594,684	48,762	14,647,192
28	General	31,199	6,643,973	20,256	4,170,543	30,812	3,197,986	8,528	2,451,552	9,610	1,830,849
29	Cash-grain	10,921	3,130,854	21,163	7,045,631	5,648	1,450,117	42,800	18,974,763	15,656	4,326,566
30	Cotton					4,918	1,835,382				
31	Crop-specialty	3,597	1,433,732	288	168,235	852	283,942	881	627,718	694	390,192
32	Fruit	344	135,509	286	115,110	1,249	592,835			6	3,684
33	Truck	678	281,999	496	366,455	592	203,971	10	4,760	40	13,787
34	Dairy	36,777	8,590,401	6,972	2,101,851	6,964	1,769,031	1,433	509,814	1,301	416,760
35	Animal-specialty	16,524	5,449,499	68,690	23,843,387	32,399	8,213,917	2,841	1,393,078	17,015	5,741,259
36	Stock-ranch	3	625					689	431,389	3,589	1,604,721
37	Poultry	888	154,503	1,275	206,195	5,102	444,055	53	10,122	139	14,983
38	Self-sufficing	1,296	60,895	893	36,802	3,799	169,323	126	6,033	118	5,239
39	Abnormal and unclassified	2,830	1,644,888	2,350	1,626,947	4,314	1,690,950	477	185,455	594	299,152

	ITEM AND TYPE (See definitions in Introduction)	South Atlantic Division—Continued								East South Central Division	
		North Carolina		South Carolina		Georgia		Florida		Kentucky	
		Farms reporting	Expenditures	Farms reporting	Expenditures	Farms reporting	Expenditures	Farms reporting	Expenditures	Farms reporting	Expenditures
	Feed:	*Number*	*Dollars*	*Number*	*Dollars*	*Number*	*Dollars*	*Number*	*Dollars*	*Number*	*Dollars*
1	All types	121,859	11,115,763	40,134	3,573,494	77,050	8,357,699	22,457	8,096,841	105,486	12,506,509
2	General	14,672	1,158,555	2,535	200,850	6,441	547,899	3,191	399,189	26,856	2,586,058
3	Cash-grain	325	17,808	73	5,275	47	2,515	18	1,286	724	84,780
4	Cotton	31,088	1,950,112	29,180	1,651,322	52,408	3,128,689	1,118	49,035	97	13,209
5	Crop-specialty	42,844	2,705,153	3,123	148,413	3,771	237,808	1,193	172,273	25,787	2,191,484
6	Fruit	665	63,733	47	5,046	567	108,442	5,235	1,201,803	311	38,152
7	Truck	560	60,530	286	33,584	718	65,937	3,207	594,140	474	67,807
8	Dairy	2,201	2,546,170	811	999,500	2,128	2,756,379	897	3,146,548	4,600	1,660,654
9	Animal-specialty	1,179	184,678	170	23,936	495	99,428	678	120,006	7,033	1,891,091
10	Stock-ranch	89	27,009	5	435	36	9,550	211	65,205	232	66,728
11	Poultry	847	524,190	257	181,463	568	502,072	1,574	1,498,091	835	260,440
12	Self-sufficing	17,609	697,619	1,882	78,751	5,133	202,373	2,096	120,477	27,093	1,387,164
13	Abnormal and unclassified	9,780	1,180,206	1,765	244,919	4,738	696,607	3,039	728,788	11,444	2,258,942
	Fertilizer:										
14	All types	234,426	34,686,830	139,234	22,080,531	217,456	27,533,063	39,805	15,152,647	74,112	2,598,592
15	General	23,860	2,283,956	6,199	866,333	14,633	1,469,551	5,926	523,956	20,368	661,598
16	Cash-grain	822	77,091	519	77,144	210	21,334	44	3,912	521	28,580
17	Cotton	72,296	12,081,891	105,106	16,877,460	163,655	20,646,376	4,338	463,112	9	201
18	Crop-specialty	98,977	17,913,870	15,450	2,945,167	17,698	3,155,474	2,972	1,741,734	25,810	950,642
19	Fruit	1,458	337,879	154	43,488	1,166	692,597	12,225	6,987,325	255	21,328
20	Truck	1,114	293,482	913	495,861	1,921	350,951	5,888	4,234,524	351	31,834
21	Dairy	2,113	275,124	832	173,263	1,794	234,780	325	57,335	2,104	115,651
22	Animal-specialty	1,562	178,256	353	54,522	1,074	168,258	811	92,081	4,400	316,626
23	Stock-ranch	93	7,052	16	7,570	51	5,042	193	31,985	111	9,076
24	Poultry	764	62,024	276	25,401	455	42,310	760	71,011	399	10,570
25	Self-sufficing	20,440	498,216	4,518	114,960	7,608	170,102	2,409	52,810	15,426	289,701
26	Abnormal and unclassified	10,027	677,989	4,898	399,362	7,191	576,258	3,914	887,862	4,358	162,785
	Labor:										
27	All types	88,837	11,673,938	49,180	9,002,864	78,998	13,992,152	27,977	17,724,067	70,788	11,488,725
28	General	10,637	1,134,910	3,573	691,951	7,565	1,144,684	3,380	466,195	18,250	1,853,717
29	Cash-grain	283	66,030	209	51,921	85	19,856	31	9,583	834	292,694
30	Cotton	22,367	2,423,597	31,662	5,030,183	50,942	6,496,573	1,696	151,198	204	32,557
31	Crop-specialty	38,685	4,547,878	8,331	1,508,530	9,806	1,646,853	2,141	2,325,883	20,998	3,382,781
32	Fruit	1,162	644,015	111	81,647	1,179	1,863,615	10,135	6,834,594	323	167,953
33	Truck	679	236,164	668	562,128	1,035	341,589	4,524	4,409,985	317	121,830
34	Dairy	1,644	1,100,655	694	520,778	1,604	972,230	679	1,084,872	2,974	851,601
35	Animal-specialty	1,184	237,185	266	70,507	809	283,634	763	225,360	7,341	2,243,886
36	Stock-ranch	106	37,621	15	8,740	39	10,857	196	100,986	297	147,677
37	Poultry	471	86,842	197	31,200	349	98,271	717	230,144	393	34,371
38	Self-sufficing	6,310	212,744	1,471	56,261	2,139	63,132	984	38,810	12,898	483,830
39	Abnormal and unclassified	5,309	946,297	1,983	389,018	3,446	1,050,858	2,731	1,846,457	5,959	1,875,828

BY TYPE OF FARM, BY DIVISIONS AND STATES—Continued

bottom of p. 8]

West North Central Division—Continued				South Atlantic Division										
Nebraska		Kansas		Delaware		Maryland		Dist. of Columbia		Virginia		West Virginia		
Farms reporting	Expenditures	Farms reporting	Expenditures	Farms reporting	Expenditures	Farms reporting	Expenditures	Farms reporting	Expenditures	Farms reporting	Expenditures	Farms reporting	Expenditures	
Number	*Dollars*	*Number*	*Dollars*	*Number*	*Dollars*	*Number*	*Dollars*	*Number*	*Dollars*	*Number*	*Dollars*	*Number*	*Dollars*	
79,355	42,286,136	103,708	35,115,361	7,417	3,684,889	32,070	10,613,261	64	117,030	81,507	12,640,444	44,942	5,693,976	1
14,194	2,462,188	26,193	3,891,891	2,465	773,644	9,132	2,093,244			19,519	1,971,075	10,551	1,080,909	2
21,516	2,873,999	28,991	4,067,608	267	82,946	1,411	277,053			670	72,446	204	19,815	3
		16	911							1,233	49,636			4
1,562	546,858	861	169,900	261	60,202	2,831	305,624			11,903	683,885	486	37,305	5
97	12,562	453	93,646	420	132,302	855	152,731			1,776	323,192	620	105,766	6
174	25,918	407	65,388	545	124,299	2,864	618,935	45	9,760	1,073	117,739	164	28,099	7
1,874	945,030	5,428	2,798,058	626	517,601	5,399	3,797,381			2,936	3,373,152	2,424	1,517,452	8
33,539	28,721,171	26,176	16,395,472	30	12,881	453	241,515			3,955	820,697	3,148	379,181	9
1,923	1,957,522	1,827	3,870,779							220	51,077	1,003	160,025	10
983	350,792	5,043	1,405,502	1,857	1,709,523	2,632	1,971,178	5	1,415	3,353	1,984,426	1,259	473,169	11
1,187	121,038	2,990	256,185	467	74,115	2,593	241,530	3	169	20,130	985,319	15,782	982,515	12
2,306	4,269,058	5,323	2,100,021	479	197,376	3,850	914,070	31	105,695	14,739	2,207,800	9,292	909,740	13
685	55,709	5,471	428,622	7,550	1,300,571	33,697	5,525,079	73	18,159	110,598	11,780,935	30,320	1,161,087	14
108	7,375	1,849	129,576	2,650	440,247	10,145	1,512,493			27,513	2,075,197	8,932	357,322	15
174	14,644	966	99,383	339	82,665	1,916	476,625			1,267	156,525	288	29,779	16
		1	6							3,277	444,436			17
83	6,847	83	8,537	359	122,824	4,759	792,295			32,993	5,703,105	597	30,069	18
15	1,702	79	11,263	519	141,859	937	170,671			1,807	307,148	659	112,033	19
22	1,459	123	15,865	704	134,088	3,535	1,018,687	42	5,796	1,979	810,685	134	10,783	20
14	589	307	19,399	599	129,913	5,286	961,810			2,608	376,784	1,452	83,745	21
198	15,568	1,378	100,656	33	6,781	509	112,184			5,272	641,315	2,966	147,865	22
7	532	54	4,013							290	37,256	813	43,348	23
3	29	242	10,533	1,560	171,504	1,933	174,795			2,461	148,071	635	22,182	24
10	183	71	1,539	440	26,486	2,050	57,059			20,995	470,409	9,504	210,681	25
51	4,781	258	36,852	347	44,204	2,627	248,460	31	12,363	10,126	605,004	4,340	113,280	26
76,806	25,356,051	96,123	27,020,617	5,285	2,518,058	25,454	12,865,994	70	316,842	62,451	18,774,106	28,933	5,011,736	27
11,548	2,115,908	19,085	2,634,354	1,966	635,666	7,638	2,727,515			18,030	3,004,155	7,883	882,302	28
27,989	7,306,986	42,633	12,595,409	284	139,318	1,698	995,576			1,016	352,842	271	109,090	29
		7	312							1,118	155,848			30
2,273	2,227,413	1,083	697,399	220	423,232	2,970	879,752			12,371	3,829,122	447	61,385	31
127	51,131	475	355,661	374	438,877	817	760,609			1,961	2,437,519	679	1,013,255	32
159	76,712	330	155,390	390	128,501	2,447	1,735,670	34	26,633	1,172	1,065,254	123	32,452	33
1,287	535,449	3,562	1,143,893	571	378,543	4,828	3,064,705			2,553	2,244,607	1,834	727,983	34
29,400	10,439,306	21,566	6,437,907	29	16,546	468	335,196			4,902	2,158,951	3,493	717,641	35
1,789	1,639,412	1,818	1,527,859							317	202,828	1,120	377,629	36
460	73,911	2,269	251,122	1,004	277,410	1,552	398,613	1	200	2,134	377,346	655	78,835	37
454	22,011	879	41,085	224	20,204	1,106	49,337			9,547	413,109	7,561	372,312	38
1,320	867,812	2,416	1,180,226	223	359,761	1,930	1,919,021	35	290,000	7,330	2,532,525	4,867	638,942	39

East South Central Division—Continued						West South Central Division								
Tennessee		Alabama		Mississippi		Arkansas		Louisiana		Oklahoma		Texas		
Farms reporting	Expenditures	Farms reporting	Expenditures	Farms reporting	Expenditures	Farms reporting	Expenditures	Farms reporting	Expenditures	Farms reporting	Expenditures	Farms reporting	Expenditures	
Number	*Dollars*	*Number*	*Dollars*	*Number*	*Dollars*	*Number*	*Dollars*	*Number*	*Dollars*	*Number*	*Dollars*	*Number*	*Dollars*	
104,476	10,809,981	88,111	8,228,525	92,814	11,496,363	110,676	12,408,536	59,055	7,871,850	93,234	17,188,034	191,402	37,804,065	1
25,735	2,024,052	6,191	538,129	6,868	538,248	15,113	1,510,611	3,650	383,713	21,287	2,725,573	17,591	2,126,789	2
884	77,274	14	901	5	344	693	151,021	2,630	746,511	12,099	1,639,611	4,384	997,622	3
21,763	1,392,828	68,766	3,897,460	73,720	8,200,947	73,314	6,877,558	40,853	3,068,760	35,904	3,864,697	125,000	11,983,837	4
8,752	619,131	829	66,638	290	34,291	363	50,301	1,499	637,629	1,062	106,963	1,354	186,046	5
552	56,809	382	49,298	222	34,942	2,120	243,297	2,385	188,167	340	34,636	1,218	192,850	6
903	85,798	526	66,684	871	62,993	597	55,400	644	79,450	297	32,313	2,910	379,020	7
4,673	2,658,661	1,210	2,098,394	2,301	1,520,222	2,123	1,492,671	1,210	1,793,248	4,079	2,819,926	6,679	8,349,855	8
6,039	1,244,041	415	157,566	408	113,254	1,145	226,092	438	76,888	4,710	1,938,290	2,954	1,093,666	9
17	2,765	122	38,501	81	26,219	31	18,075	173	86,820	694	1,568,985	9,615	8,042,767	10
1,098	408,553	620	481,800	261	220,186	857	356,230	208	154,430	2,200	722,285	3,751	1,927,375	11
23,631	1,100,116	5,040	221,036	3,844	156,692	8,755	517,955	2,787	144,999	6,116	395,335	6,098	399,625	12
10,429	1,139,953	3,996	612,118	3,943	588,025	5,565	907,325	2,578	511,235	5,346	1,289,420	9,848	2,124,613	13
96,794	4,110,066	208,058	21,829,959	151,309	11,555,349	73,686	4,606,637	66,541	5,228,630	4,440	252,511	76,433	5,631,303	14
24,295	908,891	11,129	982,131	10,551	747,059	10,847	445,670	4,887	323,255	1,369	57,623	6,540	398,605	15
676	31,841	54	4,537	12	2,297	97	6,889	1,839	281,827	228	20,879	171	65,286	16
25,111	1,452,280	177,428	19,024,609	124,214	9,357,204	53,080	3,682,951	47,075	3,288,701	1,629	88,199	58,692	4,239,116	17
13,635	637,719	2,225	428,195	500	55,686	219	20,683	1,750	468,973	158	23,070	708	88,539	18
671	44,358	847	210,293	296	68,701	1,592	138,420	4,590	493,587	57	2,805	525	56,528	19
1,212	122,540	810	242,167	3,861	660,286	683	52,716	831	85,897	79	4,569	2,594	346,615	20
2,089	122,578	825	119,384	1,422	120,677	787	39,843	575	53,687	142	11,739	696	54,148	21
3,271	200,231	678	88,382	411	39,418	556	26,746	378	25,672	230	19,530	831	67,559	22
11	871	102	16,295	74	10,875	9	1,401	120	13,005	7	518	360	37,671	23
602	19,384	502	51,181	195	12,522	343	12,446	103	5,852	78	2,127	542	28,090	24
19,191	374,620	8,046	281,046	5,288	162,514	3,483	81,032	2,393	57,363	258	5,193	2,313	77,174	25
6,030	104,453	5,412	381,739	4,455	318,110	1,990	97,840	2,000	130,811	205	16,259	2,461	171,972	26
71,184	8,661,098	60,365	7,072,800	47,811	6,552,266	66,036	9,627,117	35,919	13,081,388	90,606	22,245,141	202,287	65,660,912	27
20,407	1,901,470	4,945	482,620	4,513	366,866	9,638	796,283	2,876	424,973	18,364	2,478,436	15,010	1,805,628	28
1,173	208,070	22	5,022	9	1,723	997	928,242	2,851	2,187,276	16,199	3,922,762	9,183	4,464,155	29
14,088	1,296,988	40,902	3,900,552	35,947	4,562,082	44,423	5,623,478	19,453	2,253,402	39,404	10,734,474	144,366	41,215,985	30
6,404	850,595	1,014	272,478	349	96,749	349	116,976	3,518	6,083,690	1,489	572,964	1,506	652,256	31
589	266,942	652	340,851	230	160,491	2,010	864,737	2,528	518,579	320	92,605	1,542	1,286,256	32
643	150,903	460	226,897	1,187	171,511	383	75,889	672	241,142	249	81,629	2,734	2,175,157	33
3,623	1,152,251	961	854,994	1,337	489,288	1,236	372,245	849	604,383	2,772	1,071,696	4,596	2,548,250	34
6,937	1,469,726	543	180,815	392	97,931	1,084	185,605	360	73,099	4,633	1,507,479	2,845	821,092	35
25	5,735	160	65,111	108	34,188	33	10,660	175	132,775	662	612,647	9,793	7,828,823	36
651	67,176	337	71,871	156	43,883	428	51,092	101	24,982	1,166	164,868	2,164	397,940	37
10,958	409,802	2,080	68,653	1,380	46,957	3,158	124,456	1,111	47,239	2,603	122,097	2,674	112,790	38
5,686	881,440	2,289	602,936	2,203	480,597	2,297	477,454	1,425	489,843	2,745	883,484	5,874	2,352,580	39

STATE TABLE VIII.—SPECIFIED FARM EXPENDITURES, 1929, BY TYPE OF FARM, BY DIVISIONS AND STATES—Continued

[See NOTE, bottom of p. 8]

	ITEM AND TYPE (See definitions in Introduction)	MOUNTAIN DIVISION									
		MONTANA		IDAHO		WYOMING		COLORADO		NEW MEXICO	
		Farms reporting	Expenditures	Farms reporting	Expenditures	Farms reporting	Expenditures	Farms reporting	Expenditures	Farms reporting	Expenditures
		Number	*Dollars*	*Number*	*Dollars*	*Number*	*Dollars*	*Number*	*Dollars*	*Number*	*Dollars*
	Feed:										
1	All types	20,692	6,871,984	22,051	7,040,244	7,995	5,136,287	31,212	13,829,325	12,476	3,816,339
2	General	3,014	431,058	4,344	814,075	1,209	176,788	4,929	741,599	1,383	183,542
3	Cash-grain	5,970	732,889	3,481	640,441	439	60,463	3,077	376,667	790	65,594
4	Cotton									1,691	535,390
5	Crop-specialty	1,604	285,624	4,393	753,088	1,267	264,696	6,219	1,574,104	1,751	211,698
6	Fruit	117	18,434	828	151,343	3	925	1,177	186,588	190	52,284
7	Truck	91	15,647	130	14,483	21	1,822	1,370	226,947	254	38,590
8	Dairy	1,553	863,791	3,080	1,071,251	516	280,921	2,593	1,599,300	489	582,320
9	Animal-specialty	1,395	443,862	1,554	905,327	765	392,212	3,568	3,902,794	418	101,152
10	Stock-ranch	4,201	3,463,499	849	1,723,255	2,662	3,488,018	3,162	2,528,233	2,968	1,595,449
11	Poultry	308	161,821	670	440,592	167	80,020	1,373	882,150	191	142,072
12	Self-sufficing	642	55,278	788	72,927	246	18,500	893	73,394	1,009	55,635
13	Abnormal and unclassified	1,797	390,081	1,934	453,462	700	371,917	2,851	1,737,549	1,342	252,613
	Fertilizer:										
14	All types	303	29,947	1,694	80,694	231	25,423	1,484	165,188	844	98,520
15	General	45	1,730	376	10,203	20	1,016	105	4,266	91	4,349
16	Cash-grain	36	2,421	306	9,851	7	374	23	1,602	9	570
17	Cotton									367	61,399
18	Crop-specialty	71	11,393	235	13,090	195	19,405	307	30,615	126	14,499
19	Fruit	18	2,151	197	19,755			326	31,017	44	3,669
20	Truck	17	1,969	65	8,931	4	90	337	44,016	51	3,326
21	Dairy	18	821	186	5,223	4	50	37	1,336	31	2,745
22	Animal-specialty	27	2,590	102	3,835	26	1,829	72	8,247	18	985
23	Stock-ranch	10	930	26	1,251	7	1,068	24	1,804	12	1,042
24	Poultry	6	254	35	838	1	22	32	1,127	14	443
25	Self-sufficing	8	153	43	571			11	105	33	710
26	Abnormal and unclassified	47	5,535	123	7,146	17	1,569	210	41,053	48	4,783
	Labor:										
27	All types	27,421	16,371,283	25,475	12,706,235	8,481	8,605,019	35,016	21,549,844	12,483	6,556,568
28	General	2,956	703,229	4,468	1,127,288	1,104	258,752	4,805	1,150,088	1,507	241,838
29	Cash-grain	12,356	4,318,026	5,327	2,098,833	879	283,550	5,653	1,984,453	1,548	409,385
30	Cotton									1,808	1,967,003
31	Crop-specialty	2,607	1,794,310	7,565	4,264,647	1,825	1,404,392	9,608	7,362,850	2,262	606,239
32	Fruit	131	91,049	1,041	1,445,860	1	300	1,412	898,922	253	216,358
33	Truck	104	107,660	131	118,417	17	10,925	1,444	1,206,104	294	121,361
34	Dairy	1,325	671,555	2,383	565,521	397	199,547	2,093	961,487	334	265,619
35	Animal-specialty	1,640	727,610	1,781	994,573	898	507,985	3,843	3,193,595	449	140,113
36	Stock-ranch	4,887	7,379,003	955	1,643,620	2,838	5,623,711	3,204	3,318,836	2,279	2,259,292
37	Poultry	146	23,171	356	70,624	67	11,862	702	128,307	127	30,617
38	Self-sufficing	212	10,688	326	14,061	63	3,002	356	18,334	713	29,837
39	Abnormal and unclassified	1,057	544,982	1,142	362,791	392	300,993	1,896	1,326,868	909	268,954

	ITEM AND TYPE (See definitions in Introduction)	MOUNTAIN DIVISION—Continued						PACIFIC DIVISION					
		ARIZONA		UTAH		NEVADA		WASHINGTON		OREGON		CALIFORNIA	
		Farms reporting	Expenditures	Farms reporting	Expenditures	Farms reporting	Expenditures	Farms reporting	Expenditures	Farms reporting	Expenditures	Farms reporting	Expenditures
		Number	*Dollars*	*Number*	*Dollars*	*Number*	*Dollars*	*Number*	*Dollars*	*Number*	*Dollars*	*Number*	*Dollars*
	Feed:												
1	All types	6,835	3,471,950	13,929	4,937,875	2,157	1,720,370	51,429	25,297,333	38,519	13,166,800	84,056	68,117,633
2	General	533	104,246	2,637	442,395	282	81,314	5,775	1,340,189	7,597	1,541,925	3,421	951,781
3	Cash-grain	37	18,711	643	109,410	12	3,760	4,730	1,072,706	2,554	619,323	1,719	467,689
4	Cotton	1,517	418,782									1,643	465,701
5	Crop-specialty	284	63,763	1,531	254,946	247	50,882	1,909	288,390	1,567	300,885	4,546	1,329,863
6	Fruit	211	34,894	592	88,856	9	1,620	6,457	1,160,781	4,314	702,778	27,563	6,613,345
7	Truck	316	95,502	413	58,275	27	8,037	883	168,789	659	112,423	4,523	1,487,689
8	Dairy	591	731,294	2,068	534,727	384	277,764	11,725	6,915,349	7,238	3,452,612	12,529	20,810,897
9	Animal-specialty	181	172,403	1,105	477,283	102	42,266	904	346,223	1,348	484,308	1,490	1,033,696
10	Stock-ranch	1,369	508,924	1,173	946,425	616	925,119	495	840,476	2,024	2,448,859	3,566	2,958,404
11	Poultry	570	563,824	1,667	1,060,624	208	240,630	8,343	11,255,169	2,949	2,406,734	14,787	28,121,045
12	Self-sufficing	330	35,681	384	28,132	65	6,079	2,527	264,810	2,349	212,041	1,485	149,228
13	Abnormal and unclassified	946	723,926	1,716	336,802	205	82,599	7,681	1,644,451	5,920	884,912	6,784	3,722,295
	Fertilizer:												
14	All types	524	176,021	646	48,846	41	5,530	9,610	1,194,379	8,163	669,810	23,855	14,141,521
15	General	34	3,067	92	3,461	9	493	769	37,998	1,772	53,309	372	34,120
16	Cash-grain	2	105	15	812			207	16,971	574	22,007	96	18,000
17	Cotton	66	14,793									143	25,475
18	Crop-specialty	20	4,801	112	7,795	3	475	296	30,883	441	43,547	903	514,181
19	Fruit	209	102,238	116	6,956	1	30	4,046	658,635	1,607	233,128	15,903	10,968,224
20	Truck	113	40,639	139	12,414	10	2,426	724	244,569	558	157,356	2,611	1,851,819
21	Dairy	9	420	32	1,877	4	365	1,466	68,795	1,465	54,103	1,179	103,099
22	Animal-specialty	5	1,500	25	1,600	1	190	70	4,492	262	12,570	83	8,820
23	Stock-ranch	4	197	11	973	3	252	7	447	76	6,306	53	9,615
24	Poultry	8	573	32	1,132	1	100	707	25,490	404	10,781	742	68,203
25	Self-sufficing	1	4	5	99	1	25	199	3,151	203	3,407	57	1,096
26	Abnormal and unclassified	53	7,654	67	11,727	8	1,264	1,119	102,948	801	73,296	1,708	538,869
	Labor:												
27	All types	6,158	10,388,821	15,127	6,058,647	2,124	3,660,671	40,990	29,157,841	31,553	18,256,718	90,492	130,158,510
28	General	430	228,360	3,050	610,449	261	162,973	3,834	836,519	5,691	1,082,214	2,529	1,327,014
29	Cash-grain	51	47,364	1,051	340,967	23	13,320	7,033	6,322,937	3,832	2,647,450	3,403	5,050,451
30	Cotton	2,042	5,307,866									2,331	6,477,301
31	Crop-specialty	456	515,833	2,690	972,427	407	436,645	2,489	2,069,861	2,035	2,434,559	6,390	9,973,094
32	Fruit	364	673,285	756	376,372	5	3,515	8,424	11,655,845	5,167	4,152,780	42,290	57,208,176
33	Truck	335	1,266,281	492	224,755	33	69,202	918	1,217,866	708	590,974	5,183	18,816,886
34	Dairy	517	550,705	1,978	464,507	387	275,376	7,628	3,034,551	5,012	1,708,729	10,241	12,901,935
35	Animal-specialty	162	160,974	1,434	574,772	95	116,954	770	333,867	1,225	528,934	1,349	1,450,457
36	Stock-ranch	863	1,115,399	1,408	1,987,612	662	2,409,650	469	1,090,882	1,984	3,509,027	3,266	5,731,554
37	Poultry	278	74,338	846	237,892	105	35,534	4,264	949,685	1,586	301,910	6,966	2,797,813
38	Self-sufficing	111	4,699	197	9,562	13	451	903	36,230	864	41,285	503	28,291
39	Abnormal and unclassified	549	443,717	1,225	259,332	133	137,051	4,258	1,609,598	3,479	1,258,856	6,041	8,395,638