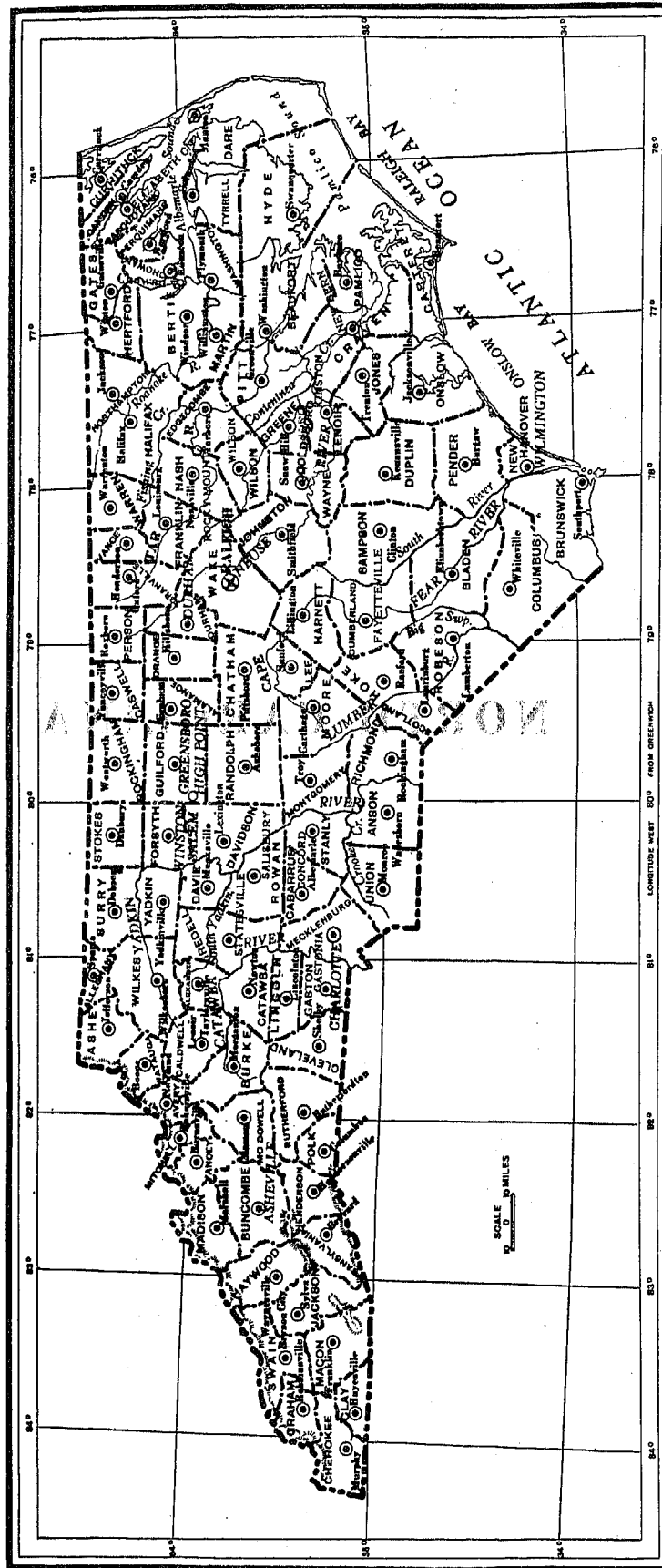


NORTH CAROLINA

NORTH CAROLINA

COUNTIES, PRINCIPAL CITIES, RIVERS, AND MOUNTAINS



AGRICULTURE—NORTH CAROLINA

COUNTY TABLE I.—FARMS AND FARM ACREAGE, 1930 AND 1929, BY TYPE OF FARM
[See NOTE, bottom of p. 8]

ITEM AND TYPE OF FARM (See definitions in Introduction)	THE STATE	Ala- mance	Alexan- der	Alle- ghany	Anson	Ashe	Avery	Beau- fort	Bertie	Bladen	Brun- swick	Bun- combe
	Number	Number	Number	Number	Number	Number	Number	Number	Number	Number	Number	Number
FARMS, BY TYPE, 1930												
All types	279,708	2,620	1,890	1,384	3,172	3,860	1,410	3,425	3,474	2,688	1,519	3,885
General	26,956	685	273	493	136	935	209	250	234	288	286	605
Cash-grain	1,058	30										12
Cotton	77,116	173	417		2,725			459	528	744	50	147
Crop-specialty	103,813	977	231	12	1	5	7	2,221	2,532	899	537	39
Fruit	1,655	3	88		8		7				1	29
Truck	1,228	7	1	12			3				34	259
Dairy	2,525	84	3		5	26		11		3	5	51
Animal-specialty	1,985	16	8	138	6	278	30	57		15	22	26
Stock-ranch	127			13		18	13					80
Poultry	1,080	34	4		8	4	4					60
Self-sufficing	34,422	384	418	407	82	1,709	633	114	71	443	406	1,604
Abnormal	15,713	171	123	234	69	513	453	121	44	184	140	677
Institution or country estate	146	1	1	1	1							13
Part-time	13,820	155	87	209	33	446	424	113	38	148	181	604
Boarding and lodging	130	1	1	3		1	6					23
Forest-product	1,439	11	80	14	34	45	15	6		5	31	26
Horse farm, feed lot, or livestock dealer	178	3	4	7	1	21	4					11
Unclassified	12,032	156	124	75	132	174	51	90	44	91	26	386
FARM LAND, BY TYPE												
All land in farms, 1930:												
All types	18,055,103	220,290	134,043	128,988	247,200	244,419	87,626	189,017	243,845	208,560	132,038	250,761
General	2,623,295	63,734	25,256		16,278	83,727	10,557	10,051	21,737	36,645	34,777	47,122
Cash-grain	146,991	4,017						4,473				1,349
Cotton	4,666,373	15,552	35,028		197,348			2,912	32,162	51,101	3,385	10,526
Crop-specialty	6,090,722	30,748	20,278	1,002		960	269	120,362	178,630	66,908	47,509	4,001
Fruit	174,958	218	10,045		1,075		3,819					808
Truck	72,929	285		1,424			50	34		518	5,106	27,899
Dairy	298,144	11,548	292		952	4,066		2,180	204	894		3,910
Animal-specialty	327,401	2,102	1,005	24,714	951	36,698	4,454	7,704	1,325	3,520	6,484	12,484
Stock-ranch	68,297		7,037			7,896						2,033
Poultry	68,041	2,725	463		1,361	41	182	1,281		514	420	75,848
Self-sufficing	2,042,628	22,378	27,278	23,857	23,857	74,669	20,691	4,180	4,655	25,541	21,314	27,211
Abnormal	850,700	8,837	8,432	12,735	8,188	26,381	18,080	4,303	1,525	18,850	8,098	2,010
Institution or country estate	35,612						1,128					15,388
Part-time	520,717	6,102	3,038	9,314	1,419	17,160	14,306	3,460	1,102	6,803	5,604	885
Boarding and lodging	6,378		141				558			334		7,009
Forest-product	275,632	2,080	4,942	2,521	6,769	5,782	2,846	894	423	11,713	2,494	1,019
Horse farm, feed lot, or livestock dealer	12,361	565	452	750		3,439	146					17,539
Unclassified	624,624	8,146	5,966	6,478	15,537	8,051	2,623	3,425	3,298	3,069	4,903	59
Average acres per farm, 1930:												
All types	65	84	79	93	78	67	62	55	70	78	87	69
General	97	109	93	105	120	90	94	76	93	127	122	75
Cash-grain	140	134						58				112
Cotton	61	90	84		72			48	61	69	60	72
Crop-specialty	59	83	88	84		192	38	54	71	74	88	103
Fruit	107	73	114		209		546					28
Truck	61	41		110			19	11		130	162	108
Dairy	119	137	97		190	156		199	68	179		77
Animal-specialty	166	131	126	179	159	133	148	137	88	160	215	480
Stock-ranch	560		541		546	607						34
Poultry	64	80	110		170	46	56	66		86	140	47
Self-sufficing	59	58	65	59	60	44	47	36	66	58	52	40
Abnormal	55	52	70	55	122	52	42	37	35	102	58	40
Crop land harvested, 1929:												
All types	5,809,741	56,078	35,881	24,892	91,490	47,480	17,556	73,421	83,048	48,555	20,105	40,130
General	687,164	16,779	6,352	11,445	3,593	10,911	4,404	6,608	4,852	5,476	3,900	9,352
Cash-grain	41,885	1,169						3,141				338
Cotton	2,088,184	3,707	11,708		82,394			11,321	14,345	15,968	857	2,357
Crop-specialty	2,195,475	22,584	5,491	402		199	123	45,387	61,793	20,368	8,985	892
Fruit	46,352	47	2,898		763		479					299
Truck	27,410	110		328			30	23		102	570	5,335
Dairy	53,253	3,167	38		200	697		723	67	71		716
Animal-specialty	58,757	400	332	4,508	101	6,481	889	2,814	299	495	708	1,033
Stock-ranch	5,180		577		999		665					397
Poultry	17,048	680	105		218	16	61	312		87	73	14,443
Self-sufficing	373,883	5,111	6,414	4,699	780	10,685	6,702	1,347	595	3,938	3,577	4,140
Abnormal	150,758	1,444	1,795	2,395	1,387	4,864	3,943	1,298	340	1,585	1,337	523
Institution or country estate	15,689						174					2,979
Part-time	102,528	1,125	890	1,790	313	3,489	3,256	1,205	274	1,150	1,014	121
Boarding and lodging	939		33				104			57		304
Forest-product	29,071	249	766	376	1,069	939	323	93	72	378	823	213
Horse farm, feed lot, or livestock dealer	2,531	70	109	190		430	20					828
Unclassified	53,878	880	658	478	1,985	729	191	443	751	390	98	38,607
Flowable pasture, 1929:												
All types	887,956	18,466	6,948	40,280	7,885	86,780	17,937	2,158	2,630	3,856	1,707	8,293
General	197,003	6,372	1,489	17,352	906	30,213	4,029	265	210	633	423	315
Cash-grain	5,390	531						23				1,667
Cotton	125,920	1,078	2,259		5,823			278	608	902	50	357
Crop-specialty	140,719	3,830	522	411		436		883	1,565	1,165	624	76
Fruit	6,678	34	322		110		266					78
Truck	2,682		455				11					7,827
Dairy	40,161	1,507	19		40	1,912		221	17	113		881
Animal-specialty	56,920	399	78	7,672	133	15,195	1,089	289	37	290	40	2,787
Stock-ranch	19,148		1,576			4,173	1,996					40
Poultry	5,332	273	55		23	17	20	15		11	10	440
Self-sufficing	174,493	1,701	1,408	7,710	231	22,568	6,400	5	25	523	222	10,404
Abnormal	70,359	665	302	3,307	120	9,634	3,691	42	10	245	134	3,990
Unclassified	42,562	1,975	404	1,797	499	2,606	348	130	149	74	105	2,060
Other pasture (excl. woodland), 1929:												
All types	533,415	3,754	4,694	23,110	5,829	22,674	4,083	2,137	1,634	4,562	2,289	19,096
General	105,301	2,698	1,129	7,050	451	6,763	1,089	208	186	1,966	604	3,697
Cash-grain	2,670							22				132
Cotton	105,294	521	906		4,259			42	239	542	40	1,192
Crop-specialty	111,191	2,980	654			28		1,731	1,107	1,193	1,164	95
Fruit	3,228		139		24							4
Truck	1,995	16		123			7					2,780
Dairy	18,837	532	8		4	324			3	40		638
Animal-specialty	23,908	72	0	7,030	271	3,098	204	28	75	4	10	2,422
Stock-ranch	11,530		2,760			1,040	555					170
Poultry	2,665	124	10		30		12			6	1	5,631
Self-sufficing	93,792	1,046	1,070	2,979	107	7,479	948	100	8	515	274	1,535
Abnormal	34,003	287	179	1,719	193	1,974	1,208			268	158	900
Unclassified	10,003	316	439	449	400	1,963		17	16	28		

ITEM AND TYPE OF FARM (See definitions in Introduction)		Burke	Cabarrus	Caldwell	Camden	Carteret	Caswell	Catawba	Ghatham	Cherokee	Chowan	Clay	Cleveland
FARMS, BY TYPE, 1930													
1	All types	Number 2,136	Number 2,370	Number 2,062	Number 721	Number 840	Number 2,934	Number 3,102	Number 3,191	Number 1,968	Number 1,102	Number 898	Number 6,181
2	General	413	351	303	308	92	90	469	499	185	351	146	95
3	Cash-grain	55	13	10				23	24	15			
4	Cotton	120	1,687	5	152	20	6	1,861	1,152		219		4,894
5	Crop-specialty	3	26	71	198	516	2,596	24	411	2	407		
6	Fruit	5	4	14		1		12	8				
7	Truck	3											
8	Dairy	32	42	33	3	21	2	2	4	2	5		
9	Animal-specialty	4	7	5	14	8		4	16	18	19	17	27
10	Stock-ranch												
11	Poultry	11	10	12	17	2			35		4		17
12	Self-sufficing	854	67	920	21	20	73	323	651	1,243	44	560	51
13	Abnormal	436	36	587	7	111	28	225	217	359	27	93	34
14	Institution or country estate	2	3	1				1	1	1	1	1	1
15	Part-time	400	28	564	4	109	22	205	152	339	21	73	18
16	Boarding and lodging	4		19	2	2	1	1	2	1			
17	Forest-product	21	5	1			5	16	57	18	3	15	8
18	Horse farm, feed lot, or livestock dealer			1	1			2	2	6	2	5	7
19	Unclassified	161	127	102	1	33	134	116	149	121	20	82	63
FARM LAND, BY TYPE													
All land in farms, 1930:													
20	All types	Acres 156,488	Acres 189,412	Acres 183,327	Acres 53,879	Acres 53,818	Acres 227,598	Acres 204,813	Acres 310,377	Acres 154,406	Acres 70,693	Acres 60,525	Acres 242,902
21	General	42,561	39,775	36,931	23,441	8,827	9,322	39,345	66,041	24,855	26,212	16,022	6,734
22	Cash-grain	6,874	2,174	1,702				2,264	2,770	2,212	136		
23	Cotton	10,116	122,866	271	8,884	1,248	322	128,498	107,635		9,530		227,452
24	Crop-specialty	183	2,983	6,878	17,089	29,850	202,915	2,037	41,915		28,067		
25	Fruit	238		1,324				726					
26	Truck	205	267		98	2,096				926			
27	Dairy	3,305	5,160	3,615		291		3,530	357		192		
28	Animal-specialty	182	1,033	1,764	1,256	886		304	4,184	428	404		1,819
29	Stock-ranch								2,430	3,457	2,343	3,200	
30	Poultry	1,003	423	973	805		103						
31	Self-sufficing	60,027	4,069	75,264	921	830	5,073	16,172	48,697	94,736	1,176	32,369	2,312
32	Abnormal	20,570	3,272	28,165	63	1,942	1,791	6,957	20,455	20,250	1,599	6,174	1,318
33	Institution or country estate		835										
34	Part-time	16,236	1,210	24,482	63	1,942	1,100	5,181	8,843	16,579	477	2,675	447
35	Boarding and lodging	585											
36	Forest-product	3,768	1,227	3,683			682	1,776	11,349	3,671	1,092	3,043	492
37	Horse farm, feed lot, or livestock dealer												
38	Unclassified	10,865	7,890	6,450	1,122	7,648	7,162	4,980	11,845	7,542	769	2,700	379
Average acres per farm, 1930:													
39	All types	73	80	79	74	64	78	66	97	79	64	67	47
40	General	104	113	122	76	90	104	84	132	134	75	110	71
41	Cash-grain	125	167	170				98	115	147	45		
42	Cotton	78	73	54	58	43	54	89	93	44			46
43	Crop-specialty	61	115	97	86	58	78	85	102		69		
44	Fruit	38		95				61					
45	Truck	68	67		33	100				116			
46	Dairy	103	123	110		58		82	127		38		
47	Animal-specialty	46	148	353	90	111		70	162	192	135		67
48	Stock-ranch										123	188	
49	Poultry	91	42	81	47		34		116		74		54
50	Self-sufficing	88	61	82	44	42	82	50	75	70	27	58	45
51	Abnormal	47	91	48	16	18	66	31	96	87	65	66	40
Crop land harvested, 1929:													
52	All types	33,915	71,623	28,743	30,111	13,569	45,831	74,140	66,700	24,964	31,508	13,312	134,889
53	General	10,514	13,824	7,961	12,092	1,818	1,616	13,595	13,719	4,201	10,269	3,347	1,761
54	Cash-grain	2,225	831	349				957	979		86		
55	Cotton	2,596	50,799	102	5,889	463	108	50,855	29,514		5,627		131,009
56	Crop-specialty	62	1,370	1,940	10,235	9,592	42,941	714	7,235		13,460		
57	Fruit	91		264				307					
58	Truck	51	76		92	630				129			
59	Dairy	845	1,976	982		75		1,558	1,126	83			
60	Animal-specialty	50	314	505	547	184		70	491	503	710	598	737
61	Stock-ranch												
62	Poultry	144	195	184	510		26		890		71		326
63	Self-sufficing	12,100	837	12,431	417	117	654	3,791	9,157	15,826	394	8,157	326
64	Abnormal	4,143	1,181	4,363	49	453	237	1,958	2,073	2,856	344	914	446
65	Institution or country estate												
66	Part-time	3,534	406	3,786	49	453	146	1,568	1,507	2,622	259	589	141
67	Boarding and lodging	54											
68	Forest-product	555	208	577			91	390	1,398	234	85	181	165
69	Horse farm, feed lot, or livestock dealer												
70	Unclassified	1,094	225	562	280	237	249	365	68	521	319	144	140
Plowable pasture, 1929:													
71	All types	8,233	8,895	11,334	1,807	899	7,525	7,619	11,988	8,211	815	6,200	11,213
72	General	2,449	1,765	2,705	435	329	430	1,780	3,213	1,081	228	2,110	267
73	Cash-grain	294	92	105				75	125	47			
74	Cotton	612	5,649	35	86		2	4,133	4,214		83		10,078
75	Crop-specialty	5	90	322	406	356	6,060	31	592		258		
76	Fruit	50		6				42					
77	Truck	13	5		2	42				44			
78	Dairy	352	649	600		87		573	390	44	49		271
79	Animal-specialty	28	179	320	138			28	85	262	150	240	
80	Stock-ranch												
81	Poultry	21	23	86	38				425		1		48
82	Self-sufficing	3,030	158	4,817	87		105	581	1,608	5,500	7	2,813	373
83	Abnormal	1,057	132	1,883		19	67	207	652	1,003	41	986	109
84	Unclassified	322	153	455	115	48	811	169	559	230		351	67
Other pasture (excl. woodland), 1929:													
85	All types	3,864	10,747	5,574	235	525	7,371	8,596	6,592	8,201	795	2,018	6,247
86	General	1,433	2,494	1,467	172	180	353	1,494	1,040	1,192	327	493	409
87	Cash-grain	101	139	137				27	30	42			
88	Cotton	241	6,665	28			13	5,613	2,146		5		5,587
89	Crop-specialty	2	97	235	42	138	6,660	64	1,734		300		
90	Fruit			45				10					
91	Truck												
92	Dairy	67	51	50		26		91	91		10		48
93	Animal-specialty		128		1	3		28	12		96	134	
94	Stock-ranch												
95	Poultry	64	5	24		15			119				59
96	Self-sufficing	1,414	307	2,330	20	27	111	735	1,051	6,026	5	961	49
97	Abnormal	284	86	1,069		44		350	290	739		308	45
98	Unclassified	258	285	189		80	175	178	109	86		122	50

AGRICULTURE—NORTH CAROLINA

1930 AND 1929, BY TYPE OF FARM—Continued
bottom of p. 8]

Columbus	Craven	Cumberland	Currituck	Dare	Davidson	Davie	Duplin	Durham	Edgecombe	Forsyth	Franklin	Gaston	Gates	Graham	Granville	Greene
Number 4,297 195 12 112 3,173 198 1 4 13 8 244 240 226 14 97	Number 2,102 123 70 1,693 8 11 17 1 63 50 39 11 60	Number 2,840 126 1,944 384 17 22 18 7 12 147 90 1 74 14 78	Number 763 202 36 304 1 4 47 25 27 53 1 46 5 1 4	Number 53 11 13 10 17 14 3 2	Number 3,484 809 165 395 815 23 77 4 18 616 417 2 372 38 145	Number 1,741 431 14 565 125 81 9 12 316 99 2 96 3 80	Number 4,970 561 331 3,058 476 155 77 17 3 141 84 1 79 50 4	Number 1,651 181 5 113 967 476 22 63 6 111 69 3 3 15 114	Number 4,000 55 42 1,037 2,821 19 100 10 26 380 62 16 3 13 8 7	Number 3,340 519 42 47 1,565 6 19 8 2 3 62 67 4 8 16 240	Number 2,555 276 1,695 0 4 6 121 5 6 118 124 1 114 6 194	Number 1,400 415 293 580 4 50 31 27 108 14 88	Number 692 90 15 15 817 182 33 108 14 2,238	Number 3,068 96 182 3,150 4 55 33 22 8 185	Number 3,260 16 38 3,154 10 12 12 7 3 8 30	
Acres 250,758 16,871 449 7,070 184,504 11,414 773 3,004 694 9,332 12,127 6,623 5,504 3,920 58 87 37 66 58 58 193 231 87 38 81 71,499 3,417 212 57,606 3,180 193 216 102 2,205 1,805 1,633 172 573 4,028 246 110 2,697 297 72 254 21 157 99 73 1,393 471 4 761 46 57 16 38	Acres 127,684 10,855 1,708 97,265 284 1,657 4,480 2,565 4,188 1,425 2,763 4,572 61 88 26 57 106 36 151 204 41 84 1,040 2,602 1,040 35,374 175 612 849 558 636 374 262 123 3,284 606 1,833 185 463 25 54 8 1,568 207 38 853 30 43 382 5 7 1	Acres 174,972 12,100 107,025 29,048 1,708 2,336 2,519 383 422 6,814 7,180 4,056 3,124 5,341 62 96 55 76 106 106 140 56 35 46 82 75,143 3,519 56,093 9,737 610 861 661 215 1,158 1,415 976 671 305 848 2,420 471 1,019 327 3 14 373 11 5 127 46 24 1,585 129 589 497 16 139 37 45 49 84	Acres 70,235 17,723 3,155 33,011 998 266 8,305 2,627 927 2,978 2,048 930 1,253 92 88 88 91 64 177 105 34 58 31,139 8,589 1,413 17,124 126 728 408 727 600 67 110 116 86 30 110 1,972 272 15 496 37 788 349 5 1 42 5 772 112 40 98 121 180 171 50	Acres 2,963 583 268,707 85,301 17,488 2,031 29,968 52,122 983 0,048 405 755 40,511 20,443 14,075 5,922 440 0,683 77 105 100 76 64 43 118 101 42 65 06 59 28 69,498 42,605 13,047 603 8,798 16,241 417 2,617 107 161 7,830 3,788 2,797 869 84 122 1,019 245 670 316 160 245 425 1,109 68 9 53 947 183 65 34 10 83 5 6 7 7 26 106 70 21 87	Acres 281,683 30,708 18,031 185,012 20,936 0,974 1,202 7,166 387 13,899 30,708 5,752 5,196 3,009 187 1,737 0,076 7,225 71 71 74 74 71 58 59 82 130 45 63 51 25 42 110 71 66 36 40 51 40 33 78 59,892 12,975 1,562 12,975 2,887 235 45,088 75,283 85 344 490 373 4,186 2,985 782 708 56 403 69 197 245 8,627 5,398 179 251 48 2,440 3,322 31 65 10 84 375 70 160 8,139 392 1,109 4,000 2,051 6 3 65 37 271 249 159 124	Acres 204,164 42,737 5,703 2,105 98,817 150 789 12,640 494 1,713 3,150 2,913 201 0,336 230 1,109 7,933 0,684 55 63 82 82 61 44 70 805 60 103 41 40 33 61,589 3,659 7,505 10,330 1,503 45,684 129 16,890 435 86 287 4,211 135 743 490 108 1,171 1,016 492 457 3,159 1,042 269 1,321 186 188 321 113 53 74 7 932 214 24 50 71 25 73 16 220 1,759 841 259 151 612 104 83 7 4 68 121	Acres 48,299 33,917 10,056 48,299 33,917 10,056 2,238 21,299 11,072 8,461 2,021 3,634 5,021 75 104 104 66 76 99 71 66 71 78 65,608 65,608 1,821 3,707 53,605 434 490 388 650 383 154 113 68 9,243 853 405 7,418 131 70 9 183 65 34 10 5,933 166 457 4,881 140 26 106 70 87	Acres 130,458 2,676 12,092 230,976 124,062 1,288 3,004 2,171 961 480 730 5,021 737 75 40 107 39 39 44 45 46 47 48 49 50 51 62 63 64 65 66 67 68 69 70 71 72 73 74 75 76 77 78 79 80 81 82 83 84 85 86 87 88 89 90 91 92 93 94 95 96 97 98								

ITEM AND TYPE OF FARM (See definitions in Introduction)		Guilford	Halifax	Harnett	Haywood	Henderson	Hertford	Hoke	Hyde	Iredell	Jackson	Johnston	Jones	Lee
FARMS, BY TYPE, 1930														
All types.....														
1	General	3,884	4,669	3,939	2,125	1,988	2,117	1,885	1,023	3,968	2,117	7,612	1,535	1,631
2	Cash-grain	226	120	133	365	396	104	64	390	514	245	247	87	100
3	Cotton	30	1	10	6	5		5	72	27		13		
4	Crop-specialty	57	3,216	2,334			169	1,453	310	2,674		3,277	32	839
5	Fruit	1,766	985	1,190	111	26	1,768	224	86	101	3	3,725	1,084	427
6	Truck	8		9	45	21		19		1	6			10
7	Dairy	28	2	1	5	26		11		4	8	2	2	3
8	Animal-specialty	204	15	9	20	59	4			5	4	4		4
9	Stock-ranch	20	9	6	171	8			20	13	48	7	14	4
10	Poultry	54	4	6	7	17			6	27		4	2	5
11	Self-sufficing	470	65	90	820	867	29	48	61	225	1,196	89	37	94
12	Abnormal	351	98	45	372	326	12	22	30	115	490	53	17	83
13	Institution or country estate	5	3		1	12				1	2			1
14	Part-time	331	89	39	393	287	5	17	28	87	384	47	13	66
15	Boarding and lodging	2	2		3	9	1	2		2				
16	Forest-product	6	4	6	80	16	6	2	2	25	38	6	4	15
17	Horse farm, feed lot, or livestock dealer	9		1	2	2				6	6			1
18	Unclassified	244	44	107	152	232	31	39	48	211	177	91	210	56
FARM LAND, BY TYPE														
All land in farms, 1930:														
All types.....														
20	General	800,877	810,893	204,696	180,305	120,226	148,400	112,118	63,970	302,220	132,029	372,251	113,123	107,194
21	Cash-grain	64,282	14,110	685	195	32,614	32,568	11,565	13,568	52,325	26,523	18,303	13,472	13,111
22	Cotton	4,472		685					861	5,525	2,620	590		
23	Crop-specialty	4,085	199,582	113,632			9,764	69,877	14,820	103,005		169,427	7,290	51,220
24	Fruit	139,886	77,095	62,651	4,088	2,716	121,362	15,338	5,348	8,787	258	175,249	74,742	26,043
25	Truck	947		809	5,905	4,386					573			838
26	Dairy	1,660		412	1,184						729			81
27	Animal-specialty	26,079	1,026	568	3,079	7,098	667			260	500	83		400
28	Stock-ranch	2,602	3,526	605	20,841	724			2,941	3,804	8,414	780	4,731	
29	Poultry	3,218	358	84	612	1,002			724	1,527		151		254
30	Self-sufficing	25,513	3,927	4,810	39,361	41,323	1,474	3,330	1,709	13,150	68,617	2,860	2,309	5,896
31	Abnormal	15,474	12,395	1,412	22,266	18,811	691	500	875	8,271	10,226	1,478	3,003	5,274
32	Institution or country estate	3,700	8,225		2,101									
33	Part-time	10,810	2,145	750	12,708	8,630	27	500	875	4,124	15,318	866	2,189	2,632
34	Boarding and lodging				504	835								
35	Forest-product	615	2,025	662	8,954	2,245	664			4,147	3,510	607	874	2,642
36	Horse farm, feed lot, or livestock dealer	349									398			
37	Unclassified	12,459	2,695	5,380	5,070	14,478	2,777	5,391	1,446	12,189	7,189	3,335	7,516	4,088
38	Average acres per farm, 1930:													
39	All types.....	78	68	52	75	61	70	59	63	76	62	50	74	66
40	General	103	84	103	89	82	112	212	78	102	108	74	155	131
41	Cash-grain	149		59	33	188		172	77	97		45		
42	Cotton	72	62	49				58	48	72		52	89	61
43	Crop-specialty	79	78	53	37	104	69	68	62	87		86	47	69
44	Fruit	118		90	131	209		133			96			84
45	Truck	59			82	46		66			67			27
46	Dairy	128	68	63	106	120	104			116	125	21		102
47	Animal-specialty	130	302	101	122	91			147	293	175	111	338	
48	Stock-ranch				695									
49	Poultry	60	90	17	87	59			121	57		38		51
50	Self-sufficing	54	60	53	48	48	51	69	28	68	57	32	62	63
51	Abnormal	44	120	32	60	43	63	29	31	74	45	28	180	65
52	Crop land harvested, 1929:													
53	All types.....	77,392	140,857	88,348	25,572	23,502	50,369	59,597	31,555	104,221	19,206	171,089	34,874	31,088
54	General	16,408	2,945	2,870	6,111	7,301	2,537	2,203	13,508	15,375	4,077	5,521	2,551	2,112
55	Cash-grain	1,372		279	98			264	3,490	1,068		284		
56	Cotton	1,249	91,725	59,144			3,150	47,500	8,588	76,687		83,122	2,019	17,468
57	Crop-specialty	38,026	37,338	23,711	1,260	1,065	44,039	6,498	3,851	2,814	41	80,510	27,594	9,099
58	Fruit	302		321	1,370	680		726			113			246
59	Truck	583		75	412			424			119			4
60	Dairy	7,372	313	122	599	1,945	138			1,918	155	51		137
61	Animal-specialty	676	520	229	3,070	149			878	805	903	177	614	
62	Stock-ranch				1,624									
63	Poultry	780	128	18	63	313			144	408		58		56
64	Self-sufficing	5,689	518	765	8,209	7,925	192	691	613	2,524	10,853	651	524	853
65	Abnormal	2,844	7,162	332	2,516	2,528	183	178	303	1,540	2,572	354	336	865
66	Institution or country estate	391	6,318		174									
67	Part-time	2,240	738	221	1,839	1,992	15	178	303	745	2,149	242	193	538
68	Boarding and lodging				39	137								
69	Forest-product	101	100	111	638	225	118			795	349	112	143	327
70	Horse farm, feed lot, or livestock dealer	106									74			
71	Unclassified	1,491	199	548	587	866	174	1,113	180	963	350	361	1,236	228
72	Flowable pasture, 1929:													
73	All types.....	14,661	3,089	2,056	39,437	9,251	1,229	4,094	1,432	15,228	17,326	3,568	2,652	3,917
74	General	3,593	244	19	7,315	2,600	333	1,379	864	8,839	3,662	253	667	529
75	Cash-grain	256			19	20		38	119	242		1		
76	Cotton	103	1,845	955			31	1,617	109	7,650		1,447	36	1,824
77	Crop-specialty	4,406	524	737	942	251	743	230	145	1,027	10	1,716	1,272	632
78	Fruit	68		2	1,403	191		54			24			19
79	Truck	153			108	41		3			6			
80	Dairy	2,773	35	24	912	1,253	17				578	157	4	7
81	Animal-specialty	387	143	46	5,935	71			54	399	1,259	2	257	
82	Stock-ranch				8,307									
83	Poultry	179	4	6	161	64			10	74				5
84	Self-sufficing	1,345	148	87	3,856	2,779	5	46	35	526	8,856	54	24	274
85	Abnormal	976	143	19	4,020	1,353	10	181	3	627	2,550	11	28	164
86	Unclassified	337	3	8	1,393	928	85	46	83	290	714	78	778	463
87	Other pasture (excl. woodland), 1929:													
88	All types.....	9,961	3,343	1,556	23,937	7,632	2,298	909	2,009	10,232	8,379	4,372	754	2,390
89	General	3,062	88	206	5,654	2,202	470	48	1,801	2,090	2,295	56	136	495
90	Cash-grain	141				65			30	59				
91	Cotton	55	2,001	821			12	400	142	6,201		2,559	2	853
92	Crop-specialty	3,389	750	477	538	172	921	255	122	110		1,720	393	788
93	Fruit	75		4	338	417		106			101			
94	Truck	152			65	27								

AGRICULTURE—NORTH CAROLINA

1930 AND 1929, BY TYPE OF FARM—Continued
bottom of p. 8]

Lenoir	Lincoln	Mc-Dowell	Macon	Madison	Martin	Mecklenburg	Mitchell	Montgomery	Moore	Nash	New Hanover	Northampton	Onslow	Orange	Pamlico	Pasquotank
Number 3,765 90	Number 2,607 120 6	Number 1,838 216 20	Number 1,847 184 4	Number 3,267 455	Number 2,661 67	Number 3,773 181	Number 1,887 101	Number 1,474 175	Number 2,082 291	Number 5,820 95	Number 1,474 38	Number 3,870 214	Number 2,394 223	Number 1,870 359	Number 887 210	Number 1,170 439
145	2,004	3	23	954	115	2,797	10	13	345	1,104	4	2,953	130	255	140	113
3,320	3	3	7	2	2,357	12	16	79	108	4,302	9	507	1,534	551	400	347
13	13	22	16	0	2	222	3	4	10	4	154	2	2	4	4	17
4	5	4	23	82	10	222	4	1	2	3	17	3	3	5	1	9
6	10	10	6	13	31	22	32	7	2	3	1	4	42	7	5	28
43	104	680	1,182	1,131	117	117	3	1	6	0	7	9	5	13	8	21
27	50	223	280	294	21	147	553	101	168	38	17	14	123	339	62	66
4	1	204	243	2	15	13	3	1	3	3	3	1	00	137	40	98
10	1	18	22	20	5	2	529	70	125	30	13	11	55	105	31	89
1	13	1	4	4	4	2	3	1	1	1	2	2	3	30	8	0
2	3	1	4	4	4	2	6	28	20	4	2	1	1	1	1	1
102	197	76	110	317	42	232	101	64	124	68	28	50	271	137	9	32
Acres 181,403 9,810	Acres 162,740 0,803 651	Acres 111,683 30,248 2,011	Acres 130,415 21,006 189	Acres 203,652 30,970	Acres 170,077 0,005	Acres 248,031 15,125	Acres 91,266 18,185	Acres 145,981 26,937	Acres 216,784 37,978	Acres 237,914 4,533	Acres 15,259 3,034	Acres 201,230 13,224	Acres 178,002 24,982	Acres 189,886 41,686	Acres 75,691 16,581	Acres 83,003 32,322
5,856	125,356	164	1,227	51,744	7,828	181,871	1,098	1,413	178	51,477	101	143,338	7,884	2,322	10,812	2,823
154,193	145	008	1,070	270	147,902	542	080	68,239	38,205	53,627	051	37,190	100,890	58,984	32,209	28,702
128	905	201	2,248	1,431	2,054	1,284	1,029	0,382	53,627	171,574	7,282	231	7,735	300	218	800
48	348	641	3,208	10,517	2,054	988	4,148	9,052	20,122	674	1,756	77	11,800	7,735	4,706	3,682
99	109	502	4,100	1,174	2,054	988	1,893	1,578	5,028	158	3,608	11,800	11,800	1,605	657	800
40	60	88	288	1,174	2,054	988	1,893	1,578	5,028	158	3,608	11,800	11,800	1,605	657	800
46	43	88	288	1,174	2,054	988	1,893	1,578	5,028	158	3,608	11,800	11,800	1,605	657	800
126	87	88	288	1,174	2,054	988	1,893	1,578	5,028	158	3,608	11,800	11,800	1,605	657	800
30	164	80	63	00	61	43	32	88	95	49	15	20	44	79	41	30
84,722	3,209	17,848	21,253	34,706	63,457	101,713	21,112	34,645	45,761	114,991	4,873	97,815	40,887	30,484	26,804	43,075
2,193	316	5,318	3,648	0,848	1,243	4,510	4,310	4,685	7,525	1,710	597	4,593	4,619	9,310	5,236	17,947
3,378	55,783	672	80	0	3,899	82,624	162	380	70	25,327	80	76,122	2,301	5,701	2,860	2,936
75,031	70	45	189	13,135	57,845	232	509	20,305	9,525	85,780	258	16,239	30,701	14,778	16,367	17,364
70	53	80	378	64	268	502	35	114	888	08	2,937	20	80	85	555	57
672	420	470	562	257	268	8,306	50	2,979	888	397	407	52	49	1,090	506	59
64	95	131	553	2,177	268	880	880	2,979	888	397	407	126	1,131	203	1,330	60
96	70	70	50	192	219	263	16	132	132	121	100	132	58	228	159	370
320	625	8,055	12,873	0,402	197	1,258	10,705	2,536	6,051	763	37	62	998	4,348	678	63
1,648	075	1,801	2,233	2,083	1,042	2,284	4,086	2,186	450	66	55	438	1,327	584	1,073	64
1,379	270	1,540	1,831	1,595	110	1,120	3,837	1,471	121	95	66	55	409	1,174	394	65
169	300	255	343	410	87	113	33	770	1,471	223	66	55	409	1,174	394	65
96	711	205	558	488	286	887	121	175	504	138	29	653	190	238	60	70
537	711	205	558	488	286	887	121	175	504	138	29	653	190	238	60	70
1,558	6,744	5,898	10,177	46,708	883	13,708	9,629	2,692	8,580	1,626	463	2,274	2,931	8,080	824	4,410
303	453	1,750	2,013	9,070	34	1,033	2,036	9,629	1,419	49	86	2,243	2,931	1,925	256	1,810
29	50	110	16	11	827	51	47	677	650	190	45	86	780	7	158	74
926	4,195	18	130	12,668	11	8,280	146	187	371	1,146	107	1,472	1,685	2,080	249	1,401
13	3	3	107	74	2	205	35	20	77	800	74	3	176	11	59	77
91	90	100	384	439	2	2,301	205	480	371	800	74	3	176	11	59	77
72	176	140	353	5,502	2	205	94	173	371	800	74	3	176	11	59	77
8	26	10	871	6	61	340	4,208	435	1,292	47	5	18	16	56	3	80
567	2,031	5,388	12,058	4,213	3	481	2,849	141	477	65	11	14	10	410	5	82
140	583	1,323	2,302	2,302	6	804	166	341	3,093	43	9	67	354	390	276	183
68	1,052	105	284	2,302	6	804	166	341	3,093	43	9	67	354	390	276	183
3,558	0,364	3,523	11,213	7,778	3,370	13,164	7,440	3,777	2,610	1,619	87	1,976	4,663	4,782	286	820
244	412	860	1,070	1,579	335	876	1,433	549	579	11	6	346	531	1,039	35	226
109	30	88	2	2	109	24	25	10	10	11	6	346	531	1,039	35	226
2,676	5,007	12	70	1,500	2,865	9,242	17	1,698	401	569	824	1,358	95	546	2	22
10	5	5	209	51	88	88	07	226	53	11	11	202	2,100	1,462	185	372
220	54	102	118	65	1,919	40	500	20	40	23	50	3	20	572	7	96
18	67	397	275	1,433	65	40	500	20	40	23	50	3	20	572	7	96
24	2	15	25	86	3	24	28	151	302	9	88	12	704	4	5	33
204	79	610	1,224	2,221	3	200	3,901	161	845	77	20	32	182	5	25	96
63	90	180	821	412	423	195	195	204	204	77	8	1,565	268	268	268	97

ITEM AND TYPE OF FARM (See definitions in Introduction)	Pender	Per- quimans	Person	Pitt	Polk	Ran- dolph	Rich- mond	Robeson	Rocking- ham	Rowan	Ruther- ford	Samp- son	Scotland
FARMS, BY TYPE, 1930													
All types.....	Number 1,984	Number 1,222	Number 2,998	Number 6,766	Number 1,289	Number 3,977	Number 1,811	Number 7,666	Number 4,101	Number 3,241	Number 3,791	Number 6,102	Number 1,898
General.....	470	442	33	65	128	991	56	111	117	697	227	392	27
Cash-grain.....		2				125		7	3	18		15	5
Cotton.....	120	422		127	741		1,390	3,714		1,815	2,755	3,615	1,771
Crop-specialty.....	380	248	2,640	6,347		570	38	3,497	3,542	10	21	1,273	27
Fruit.....	192				15	37						67	3
Truck.....	130			3	5	9		23	3	14	9	147	24
Dairy.....	14		2	11	8	94	23	10	32	48	50	3	1
Animal-specialty.....	48	29	2	12		24		3	5	11	2	17	
Stock-ranch.....													
Poultry.....	7		1	2		67	5	2	7	27	14	10	
Self-sufficing.....	400	46	72	92	145	1,187	59	141	190	259	349	217	17
Abnormal.....	172	22	25	49	49	557	95	51	90	254	129	134	13
Institution or country estate.....			1	2	1			1	1	2	3		
Part-time.....	163	14	17	10	37	492	79	46	77	239	96	115	7
Boarding and lodging.....	1									1	0	1	
Forest-product.....	8	8	8	13	11	65	13	4	9	11	21	16	6
Horse farm, feed lot, or livestock dealer.....								1	1	3	3	2	
Unclassified.....	45	11	220	82	138	233	103	137	201	84	235	212	8
FARM LAND, BY TYPE													
All land in farms, 1930:	Acres 138,594	Acres 91,083	Acres 195,082	Acres 282,353	Acres 89,094	Acres 378,334	Acres 164,319	Acres 340,920	Acres 303,598	Acres 250,325	Acres 237,093	Acres 375,493	Acres 105,863
General.....	45,004	36,632	3,619	7,406	15,846	126,900	4,038	9,315	12,100	67,302	22,464	42,839	4,087
Cash-grain.....						20,354		889	420	2,401		809	482
Cotton.....	6,391	26,465		5,373	47,380	9,843	110,666	170,071	140,248	168,204	107,947	91,778	1,073
Crop-specialty.....	28,037	19,147	176,223	249,351		52,187	4,270	141,466	254,864	1,041	2,835	84,742	3,068
Fruit.....	9,467				1,782		18,479			265		6,578	700
Truck.....	6,062			159		1,004		2,217	180	1,037	1,010	9,736	2,249
Dairy.....	3,483			1,094	513	10,893	2,274	790	5,497	5,062	2,972	481	
Animal-specialty.....	13,214	3,569		1,397		3,868		285	1,334	2,073		2,200	
Stock-ranch.....													
Poultry.....	481					5,997	122		301	1,420	673	358	
Self-sufficing.....	15,120	2,318	5,492	9,359	9,295	95,861	3,174	8,687	12,139	15,655	20,511	12,095	1,881
Abnormal.....	6,542	1,861	1,677	4,285	2,676	37,063	5,322	2,118	4,068	8,230	8,230	8,273	989
Institution or country estate.....													
Part-time.....	5,278	576	554	357	1,540	24,586	2,553	1,340	2,971	7,004	2,770	3,725	110
Boarding and lodging.....													
Forest-product.....	1,264	1,285	1,123	3,028	1,136	12,477	2,769	778	1,408	1,720	3,932	4,548	873
Horse farm, feed lot, or livestock dealer.....									219		445		
Unclassified.....	4,793	1,091	8,071	3,839	10,830	14,364	9,833	5,112	12,034	4,497	11,194	8,655	680
Average acres per farm, 1930:													
All types.....	70	75	66	42	73	95	81	44	72	63	63	62	56
General.....	90	83	110	115	124	128	72	84	103	77	99	109	151
Cash-grain.....						163		127	140	133		60	96
Cotton.....	51	63		42	64	82	84	46	77	57	57	55	52
Crop-specialty.....	74	77	67	39		92	112	41	72	104	135	67	113
Fruit.....	49				119		499			66		98	253
Truck.....	47			53	153	112	28	96	43	74	112	66	94
Dairy.....	249			99	64	116	90	76	172	105	59	160	
Animal-specialty.....	275	123		110		161		95	277	188		135	
Stock-ranch.....													
Poultry.....	69					90	24		52	53	48	36	
Self-sufficing.....	38	50	76	102	64	81	54	62	64	60	85	59	111
Abnormal.....	38	85	67	186	56	67	58	43	52	37	64	63	76
Crop land harvested, 1929:													
All types.....	32,707	41,559	46,227	134,548	21,399	69,638	56,204	201,008	63,370	89,176	76,074	194,711	68,681
General.....	9,631	14,559	608	1,446	2,280	25,956	1,144	2,588	2,173	25,095	4,444	9,875	1,629
Cash-grain.....						4,879		383	151	905		311	252
Cotton.....	2,196	13,992		2,660	16,240	2,710	46,250	117,787	60,314	63,932	80,017	63,712	820
Crop-specialty.....	7,416	10,753	43,339	128,046		11,553	1,093	76,971	56,283	412	530	26,133	360
Fruit.....	3,403				281		4,222			96		1,273	360
Truck.....	2,649			98	106	153	63	768	42	534	204	3,787	1,181
Dairy.....	1,023			344	129	2,675	628	316	1,445	2,147	924	60	
Animal-specialty.....	1,336	1,278		262		557		20	544	881		386	
Stock-ranch.....													
Poultry.....	73					1,239	82		30	572	168	108	
Self-sufficing.....	3,877	584	613	833	1,279	14,517	366	1,152	1,067	4,412	3,970	1,997	201
Abnormal.....	1,519	401	194	320	367	4,733	1,182	516	587	2,556	1,338	1,176	240
Institution or country estate.....													
Part-time.....	1,412	216	79	79	259	3,346	841	416	437	2,143	685	818	50
Boarding and lodging.....													
Forest-product.....	107	185	115	241	108	1,387	341	100	113	413	428	368	196
Horse farm, feed lot, or livestock dealer.....													
Unclassified.....	84	292	1,473	539	702	666	1,174	1,101	448	562	558	588	271
Flowable pasture, 1929:													
All types.....	2,253	1,856	7,176	2,275	3,773	11,900	5,393	2,908	11,558	8,151	8,714	4,200	589
General.....	602	687	240	76	495	4,260	171	230	731	2,415	594	868	49
Cash-grain.....						671		20	20	91		12	7
Cotton.....	66	401		41	2,767	227	3,373	1,002	3,862	5,707	1,107	1,107	485
Crop-specialty.....	317	420	6,375	1,873		1,368		1,358	8,339	25	219	1,021	17
Fruit.....	154				27		403			25		163	
Truck.....	83				9	15		3	2	44	36	232	3
Dairy.....	518			159	105	849	272	27	875	376	231	70	
Animal-specialty.....	246	192		49		273		12	145	302		272	
Stock-ranch.....													
Poultry.....	3					320	1		61	58	32	15	
Self-sufficing.....	47	19	198	54	210	2,453	173	58	592	376	827	128	14
Abnormal.....	48	7	88	23	87	908	166	26	289	345	530	139	6
Unclassified.....	169	130	275	73	561	710	183	604	234	532	113	113	8
Other pasture (excl. woodland), 1929:													
All types.....	2,420	946	5,902	7,594	1,414	9,280	2,274	3,528	9,415	9,641	7,529	5,718	232
General.....	692	479	213	219	325	3,310	34	157	610	2,915	1,070	790	6
Cash-grain.....						337			25	108			
Cotton.....	25	212		47	690	184	1,850	1,898	4,916	4,313	2,032	190	
Crop-specialty.....	373	62	5,314	2,509		1,456	87	1,077	7,555	20	135	1,466	4
Fruit.....	200				15					11		10	
Truck.....	318					10		37	2	31		383	1
Dairy.....	171			15	65	644	110	245	288	464	110		
Animal-specialty.....	390	51		2		76		7	94	132		115	
Stock-ranch.....													
Poultry.....	15					110			10	78	7	1	
Self-sufficing.....													

AGRICULTURE—NORTH CAROLINA

1930 AND 1929, BY TYPE OF FARM—Continued
bottom of p. 8]

Stanly	Stokes	Surry	Swain	Transylvania	Tyrrell	Union	Vance	Wake	Warren	Washington	Watauga	Wayne	Wilkes	Wilson	Yadkin	Yancey
Number 2,404 605 15 1,255 26	Number 3,820 74	Number 4,324 266 13	Number 1,174 137	Number 730 147 20	Number 540 138	Number 5,442 220	Number 2,388 43	Number 6,475 203	Number 2,889 80	Number 1,091 353	Number 2,375 524	Number 4,907 241	Number 5,125 766	Number 4,734 53	Number 2,788 227	Number 2,039 274
17 5	3,242	2,703 20 1	1	3 4 13	13 259	4,680 16	225 1,000	2,228 3,209	2,093 665	6 98 435	85 24 7 103	819 3,479	6 198 93	209 4,387	1,900	123 3 2 1 35
27 256 83	6 124 81	32 626 260	2 710 245	3 280 205	15 41 16	51 86 95	2 30 23	68 187 163	23 35	3 08 45	25 1,131 803	5 54 52	38 2,079 963	25 16	21 324	1,064 420
03 16	26 2	254 2	211	171 2	10 27	64 2	21 2	125 32	27 8	43 2	261 1 33	4 1 4	870 2 85	11 4	61	405 20
4 114	1 343	354	60	5 49	17	4 216	147	216	84	57	167	2 162	5 281	49	125	2 103
Acres 180,076 57,645 1,700 90,960 1,778	Acres 240,229 5,741	Acres 283,782 26,247 1,233	Acres 93,490 16,398	Acres 62,858 17,134 3,414	Acres 37,878 10,437	Acres 817,785 18,736	Acres 136,013 2,924	Acres 383,744 21,225	Acres 176,312 6,540	Acres 67,557 21,873	Acres 153,136 49,321	Acres 256,664 17,842	Acres 365,790 83,219	Acres 181,233 4,250	Acres 179,804 23,454	Acres 126,158 23,178
1,700 90,960 1,778	213,826	108,402 2,960 2,060	15,852	17,134 3,414	10,437	269,562 1,468	11,097 110,005	143,682 167,301	127,100 33,406	3,119 20,249	5,541 3,593	30,951 179,062	10,351 12,376	7,930 104,535	122,841	7,008 300
2,372 1,824	2,372 1,824	3,279 2,184	923 827	884 1,782	6,027	4,148 1,250	542	11,800 607	342 382	4,278	1,928 682	2,148 2,485	2,340 2,837	242	1,837 1,045	11,706
2,126 14,685 4,078	265 7,181 978	1,491 37,316 8,598	54,967 15,852	21,809 13,966	695 1,377 758	2,806 4,575 6,031	1,807 1,339	9,654 13,800 3,894	1,530 4,746	2,222 1,705	1,209 56,285 17,653	314 2,239 3,449	3,123 103,096 48,479	1,161 1,710	898 16,459 5,459	60,801 18,024
2,226 2,126	978	7,694 904	10,375 5,477	6,313 7,453	758 4,049	1,767 1,339	1,339	5,125 4,781	1,027 3,110	1,705	10,091	776	35,284	372	1,640	13,007
336 6,899	12,238	11,796	4,518	3,488	928	215 0,219	10,200	9,540	2,075	4,256	0,245	0,444	10,812	1,306	4,997	3,900
79 95 120 77 08	83 78	61 99 95	80 120	86 117 171	70 76	58 82	58 08	59 105	61 82	62 62	69 94	52 74 47	71 109 480	38 80	64 103 124	82 36 42
140 245	44 58 38	47 60 33	76 65	41 76 09	46 34 47	55 53 03	49 04	64 52 85	67 136	33 38	38 50 58	63 41 70	82 61 50	46 114	72	57 42
62,884 19,478 645 34,318 772	55,638 1,063	65,285 5,612 408	11,534 2,210	10,036 3,343 1,246	14,548 3,025	128,570 5,390	39,909	132,532 4,857	60,680 1,881	27,312 8,707	28,342 9,520	126,185 6,329	66,552 10,205	96,952 942	51,063 5,514	22,753 4,970
34,318 772	51,516	47,084 1,220	2,210	10,036 3,343 1,246	338 7,080	114,344 407	3,826 33,219	54,144 63,130	45,635 12,164	2,000 13,374	1,428 505	21,981 91,978	117 4,906	4,068 91,403	182 39,435	2,161 50
601 321	44 58 38	246 0,045 1,796	6,892 1,789	2,775 1,625	232 457 221	1,075 706 1,275	263 164	802 1,404 3,582	193 577	85 812 552	521 10,543 2,400	60 427 1,757	665 30,479 7,744	136 208	3,052 520	10,969 3,271
485	127	1,633	1,455	1,106	221	537	164	986	292	552	1,681	1,368 287	0,503	70	2,914	66
430	103	334	305	114 362	107 1,395	1,395	1,556	264	94	350	53 407	440	1,101	104	493	341
120 1,043	1,945	796	179	114 362	107 1,395	1,395	1,556	264	94	350	53 407	440	1,101	104	493	341
6,821 2,267 40 2,970 68	11,733 489	16,604 2,261 68	6,849 1,416	2,857 903 152	399 138	18,482 1,421	3,975 47	8,564 646	5,235 337	981 333	46,927 13,730	2,925 2,520	1,390 63	6,110 1,122	18,183 4,282	71 72 73 74 75
202 43	9,984	9,700 103 6	88 87	247 88	90	571 141	80	1,095 95	10	158	1,481 413 321	1,619	751 321	1,101	3,513	1,270 67
38 593 203 302	11 358 110 781	190 2,009 786 658	3,545 873 598 52	873 370 327 621	2 2 9	163 370 411 621	74 34 434	238 405 411 336	34 720 03	8 16 12 8	503 15,500 4,851 3,380	15 79 886	849 10,976 2,670 886	34 9 45	101 651 253 514	81 82 83 84
4,163 1,054 51 2,448 16	5,845 108	5,474 769 25	7,995 2,251	2,740 1,353 24	505 82	9,126 626	4,769 117	8,903 304	3,333 143	753 269	5,081 1,172	3,314 474 10	15,283 4,287 106	1,126 5	6,309 1,333 20	4,405 899
85 5	5,406	2,899	3	3 38	191	7,038 33	356 3,720	2,522 4,490	2,329 586	136	79	1,979	52 30 740 257	62 13 955	3,887	409 30 91 92 93
38 196 154 107	128 19	1,193 280 206	4,084 1,313 148	814 267 88	53 15 39	123 67 330	43 122 359	275 281 182 111	3 135 83	3 53 234	14 990 151	15 69 129	120 6,842 2,111 442	33 562 98 70	1,934 671 106	94 95 96 97 98

ITEM AND TYPE OF FARM (See definitions in Introduction)	THE STATE	Alamance	Alexander	Alleghany	Anson	Ashes	Avery	Beaufort	Bertie	Bladen	Brunswick
	Dollars	Dollars	Dollars	Dollars	Dollars	Dollars	Dollars	Dollars	Dollars	Dollars	Dollars
Land and buildings:											
All types.....	844,121,809	7,438,511	4,508,099	5,811,970	6,631,273	11,068,814	3,978,441	9,919,289	10,078,899	5,172,852	2,421,602
General.....	108,220,920	1,969,102	766,514	2,244,476	377,507	3,678,669	939,480	846,375	919,390	792,235	534,470
Cash-grain.....	6,034,047	143,050						216,500			
Cotton.....	222,005,653	378,063	1,275,570		5,413,461			1,123,517	1,265,060	1,279,230	75,325
Crop-specialty.....	300,352,976	2,740,067	652,315	44,100		64,000	20,500	6,613,331	7,389,189	1,978,128	552,852
Fruit.....	8,891,691	10,000			81,215		122,300				
Truck.....	4,955,101	23,600		67,790			10,800		6,600	8,675	104,925
Dairy.....	24,057,911	514,470	24,000		28,400	217,920		140,500	28,000	20,600	
Animal-specialty.....	13,188,610	88,600	37,050	1,283,515	18,360	1,779,428	219,265	847,296	71,500	89,680	97,100
Stock-ranch.....	3,170,820			180,210		424,460	355,030				
Poultry.....	4,650,472	101,680	27,800		20,700	6,000	22,275	61,950		24,000	7,200
Self-sufficing.....	71,682,049	738,895	779,910	806,840	153,137	3,145,338	1,144,041	194,940	160,775	505,615	405,675
Abnormal.....	48,208,083	396,314	352,750	859,145	180,465	1,409,620	1,039,075	191,855	87,700	354,794	208,085
Institution or country estate.....	5,310,927						69,500				
Part-time.....	84,055,164	342,604	221,100	621,295	51,339	1,013,020	793,110	105,000	72,200	197,644	169,285
Boarding and lodging.....	853,030			16,600			72,000			11,700	
Forest-product.....	7,057,892	41,700	112,150	160,700	129,120	108,800	120,365	26,795	15,500	145,550	38,800
Horse farm, feed lot, or live-stock dealer.....	922,070	11,050	19,500	60,550		197,800	6,100				
Unclassified.....	28,802,886	332,067	223,700	325,914	340,038	343,379	108,675	170,425	157,085	113,395	35,970
Land and buildings, per farm:											
All types.....	3,018	2,838	2,688	4,272	2,061	3,024	2,822	2,896	2,801	1,928	1,594
General.....	4,015	3,360	2,808	4,558	2,770	3,954	4,495	3,386	3,929	2,751	1,959
Cash-grain.....	5,730	4,708									
Cotton.....	2,879	2,185	3,059		1,957			2,812	2,306	1,719	1,345
Crop-specialty.....	2,893	2,824	3,675			12,800	2,929	2,404	2,018	2,200	1,774
Fruit.....	5,418	3,333	4,192		10,152		17,471				
Truck.....	4,112	3,371		5,649			3,900		2,200	2,169	3,080
Dairy.....	9,868	6,125	8,000		5,680	8,382		13,318	9,333	5,320	
Animal-specialty.....	6,973	5,538	4,631	9,301	3,060	6,447	7,309	6,093	4,767	4,070	3,237
Stock-ranch.....	25,990	2,961	6,825	13,862		23,681	27,810				
Poultry.....	4,375	2,961	6,825		3,713	1,500	5,569	2,093		4,000	2,400
Self-sufficing.....	2,030	1,924	1,806	2,228	1,807	1,840	1,807	1,710	2,204	1,141	999
Abnormal.....	3,099	2,345	2,915	3,687	2,694	2,753	2,287	1,012	2,040	1,028	1,486
Land and buildings, per acre:											
All types.....	47	34	34	40	27	45	45	52	41	25	18
General.....	41	31	30	43	23	44	48	44	42	22	15
Cash-grain.....	41	36									
Cotton.....	48	24	36		27			48	39	25	22
Crop-specialty.....	49	34	32	44		67	79	55	41	30	20
Fruit.....	51	40	37				32	194			
Truck.....	68	83		48			193				
Dairy.....	81	45	32	30	30	54		67	137	30	20
Animal-specialty.....	40	42	37	52	19	43	49	45	54	25	15
Stock-ranch.....	46	37	50	26			48				
Poultry.....	68	37	67				146	48		47	17
Self-sufficing.....	35	33	29	38	21	42	39	48	35	20	10
Abnormal.....	57	45	42	67	22	53	55	44	58	19	26
Farm buildings (including dwellings):											
All types.....	270,363,869	2,828,089	1,625,688	1,484,794	2,290,801	2,811,115	1,200,734	2,842,318	3,180,136	1,810,731	901,135
General.....	34,958,402	774,775	290,610	563,320	153,970	936,270	265,725	239,995	318,950	227,285	188,070
Cash-grain.....	1,519,855	45,850						51,755			
Cotton.....	65,802,461	116,745	446,100					261,105	842,376	453,822	30,675
Crop-specialty.....	98,093,259	1,004,044	234,130	12,300	1,825,006	8,700	5,200	1,912,058	2,317,106	728,489	830,355
Fruit.....	2,687,808	2,000	104,775		12,600		9,000				
Truck.....	1,607,825	14,700	15,325				4,500		3,100	3,250	36,750
Dairy.....	8,203,098	210,125	12,000		12,700	42,650		59,225	8,000	8,700	
Animal-specialty.....	3,518,398	23,600	18,400	297,175	6,900	399,740	60,775	102,600	31,650	85,000	38,050
Stock-ranch.....	528,825		25,400			72,800	72,950				
Poultry.....	2,161,060	43,450	11,600		18,900	3,925	9,975	34,075		11,300	2,600
Self-sufficing.....	23,642,377	200,210	284,065	250,170	76,105	864,840	360,235	61,560	77,075	180,720	163,580
Abnormal.....	18,968,428	204,575	147,175	281,175	64,135	426,635	377,700	77,075	38,000	187,120	92,805
Institution or country estate.....	1,587,836						12,000				
Part-time.....	14,769,907	189,975	106,375	224,125	22,035	342,135	309,330	67,075	32,000	93,145	81,780
Boarding and lodging.....	451,755		4,850				32,500			8,000	
Forest-product.....	1,909,080	19,100	33,800	28,500	42,100	89,950	22,929	10,000	6,000	35,975	11,025
Horse farm, feed lot, or live-stock dealer.....	259,850	4,500	7,000	23,700		44,550	950				
Unclassified.....	8,612,378	98,015	76,833	30,929	119,585	56,055	34,665	39,800	26,980	25,045	8,960
Farmers' dwellings:											
All types.....	182,523,315	1,817,240	1,130,026	1,013,790	1,615,825	1,945,020	802,080	1,836,043	2,115,160	1,254,846	636,520
General.....	23,529,440	505,700	203,260	374,375	103,575	631,700	184,010	153,870	195,930	156,935	132,845
Cash-grain.....	914,750	20,125						34,725			
Cotton.....	46,586,864	64,550	808,560		1,310,455			192,435	220,380	221,455	22,800
Crop-specialty.....	63,666,020	621,190	153,325	8,000		4,400	4,100	1,205,628	1,566,625	600,466	229,355
Fruit.....	1,604,283	1,325	72,355		5,600		5,800				
Truck.....	1,198,710	11,650		9,225			4,000		2,500	2,300	28,525
Dairy.....	4,464,030	112,360	10,350		8,700	26,100		37,000	3,300	6,700	
Animal-specialty.....	2,190,530	17,400	11,150	190,815	4,950	254,490	44,575	62,000	21,700	16,850	20,400
Stock-ranch.....	289,175		10,850			39,900	41,850				
Poultry.....	1,402,945	30,750	7,000		13,050	3,400	8,000	16,500		8,130	1,600
Self-sufficing.....	17,283,089	208,035	205,345	184,505	58,900	628,010	280,285	48,075	51,700	126,305	132,010
Abnormal.....	13,775,596	152,315	108,050	200,775	42,225	312,850	301,485	54,700	31,175	96,555	71,990
Institution or country estate.....	595,333						4,000				
Part-time.....	11,456,458	137,085	80,000	158,725	15,725	255,250	253,490	50,350	26,950	73,100	64,500
Boarding and lodging.....	304,075		4,000				26,500			5,300	
Forest-product.....	1,284,680	12,850	22,450	18,750	26,500	26,850	16,750	4,350	4,225	18,155	7,400
Horse farm, feed lot, or live-stock dealer.....	185,050	2,400	5,000	19,300		30,750	725				
Unclassified.....	5,717,303	71,840	50,653	29,245	68,670	44,170	21,995	28,710	15,450	19,160	7,035
Implements and machinery:											
All types.....	42,211,827	552,310	251,781	337,266	364,787	383,656	115,208	523,853	487,156	273,317	158,032
General.....	6,494,678	178,805	48,342	107,563	29,345	141,759	35,870	46,465	57,730	43,871	34,424
Cash-grain.....	306,414	5,580						9,487			
Cotton.....	10,464,251	23,850	61,832		273,849			47,970	48,646	58,287	3,600
Crop-specialty.....	15,352,961	224,086	45,210	3,990		625	150	341,036	346,340	107,394	69,137
Fruit.....	444,269										

AGRICULTURE—NORTH CAROLINA

PROPERTY, 1930, BY TYPE OF FARM

bottom of p. 8]

Buncombe	Burke	Cabarrus	Caldwell	Camden	Carteret	Caswell	Catawba	Chatham	Cherokee	Chowan	Clay	Cleveland	Columbus
Dollars 20,321,081 3,124,368 139,000	Dollars 6,207,789 1,649,615 362,550 292,530 11,000 16,400 4,950 220,850 14,500	Dollars 8,937,326 1,614,995 79,700 5,932,466 100,310 14,000 341,385 67,900	Dollars 5,923,172 1,297,185 101,300 10,885 287,785 62,450	Dollars 2,990,390 1,149,620	Dollars 2,508,936 327,651	Dollars 7,287,172 887,726	Dollars 10,180,812 2,024,935 140,850 5,553,110 109,195 85,400	Dollars 9,480,893 1,228,940 45,944 2,149,865 995,941	Dollars 3,989,327 1,290,927 10,000 608,107 1,747,233	Dollars 3,989,327 1,290,927 10,000 608,107 1,747,233	Dollars 1,741,340 463,684	Dollars 18,527,732 470,168	Dollars 9,096,350 475,708 21,775 265,185 6,873,569 596,920
735,180 396,700 134,300 3,400,942 3,01,986 532,920 344,945 5,400,310 3,956,710	16,400 4,950 220,850 14,500 43,700 1,075,808 1,054,908	5,932,466 100,310 14,000 341,385 67,900 84,300 160,770 269,930	10,885 287,785 62,450 87,005 2,300,627 1,203,793	2,990,390 1,149,620	2,508,936 327,651	7,287,172 887,726	10,180,812 2,024,935 140,850 5,553,110 109,195 85,400	9,480,893 1,228,940 45,944 2,149,865 995,941	3,989,327 1,290,927 10,000 608,107 1,747,233	3,989,327 1,290,927 10,000 608,107 1,747,233	1,741,340 463,684	18,527,732 470,168	9,096,350 475,708 21,775 265,185 6,873,569 596,920
613,565 2,500,745 297,900 294,200	921,808 27,600 105,500	144,000 83,430	1,114,073 89,720	7,000	108,605	83,950	048,630	310,360	478,300	22,070	135,769	68,000	251,040
150,300 1,714,670	500,900	321,570	276,090	30,500	197,086	255,930	315,232	17,000 221,580	184,555	44,850	13,650 70,268	28,035 160,680	53,760 132,553
5,217 5,184 11,583	2,906 3,094 6,502	3,771 4,601 6,131	2,873 4,281 10,130	4,148 3,733	2,981 3,501	2,484 4,308	3,376 4,313	2,031 2,403	1,882 3,302	3,599 3,678	1,089 3,107	3,578 4,949	2,117 2,440
5,001 10,172 4,031 13,131 5,021 22,420 5,740 3,423 5,843	3,087 3,280 1,650 8,002 3,625	3,858 4,461 3,500 8,128 9,700	4,053 4,461 0,532 10,100	3,434 5,014 2,000 3,700	2,008 2,952 5,527 4,388	2,033 2,439 6,527 4,388	2,984 4,550 7,806 4,500	1,866 2,423 5,051 3,198	2,777 4,293 3,360 4,419	2,777 4,293 3,360 4,419	2,300 3,033 5,045	6,470	12,000 5,146
88 66 103	40 38 53	47 41 37	36 35 60	58 40	47 37	32 42	50 51	21 10	21 25	56 49	29 28	76 70	36 28
70 99 166 122 77 167 72 145	29 60 57 24 67 80	48 34 47	40 42 61	59 65	47 51	38 31	43 54	20 24	58 62	74 62	64 02	76 02	35 52
42,300 543,370	139,975	80,085	71,415	14,500	54,976	75,930	75,475	12,200 80,025	6,455	5,000	10,235	9,525	12,250
4,011,377 515,450 18,550	1,441,720 345,270 45,575	1,868,878 394,090 10,450	1,500,283 298,583 19,000	588,310 227,725	540,940 50,550	1,596,187 105,520	2,613,610 518,035 26,450	1,896,305 346,025 18,800	724,785 110,745 11,628	828,915 293,885 3,000	295,280 114,550 72,705	3,523,710 114,050	2,089,562 119,045 2,825
110,375 50,200 29,750 491,880 41,250 60,000 85,195 1,145,900 1,113,387	2,500 0,075 1,800 45,160 2,100	1,189,071 19,450 2,200 62,900 23,360	2,400 73,100 8,400 40,800 10,200	88,375 107,475	15,100 320,615	4,350 1,346,082	1,330,695 26,850 26,100	938,470 246,470	2,375	4,125 4,850 1,300	8,475	40,800	10,075 14,025
60,172 860,690 89,250 94,725	320,888 6,000 17,630	33,250	393,925	3,650	81,500	38,250	275,900	139,725	142,495	7,775	32,315	23,390	78,007
29,550 348,540	83,050	59,380	51,625	9,100	27,875	54,600	57,275	9,900 59,190	4,805	3,300	10,880	6,250	8,200
928,183 132,536 2,250	276,228 85,394 10,460	654,398 169,995 7,450	227,750 60,992 5,175	185,070 70,240	123,607 13,340	370,206 24,116	582,885 138,311 7,960	462,603 114,712 6,485	144,957 27,171 4,325	205,880 70,345 105	70,181 18,293	819,338 33,948	497,935 25,053 245
15,355 11,200 5,740 149,847 9,200 19,300 11,870 140,804 104,458 26,622	590 600 1,005 14,530 1,575	351,781 9,835 1,175 67,315 5,350	670 16,455 1,290	28,360 73,465	3,425 75,402	620 821,787	805,213 144,901 5,710	144,901 47,721	407	26,330 76,525	742,078	15,478 372,893 38,643	15,478 372,893 38,643
140,804 104,458 26,622	71,636 61,690 7,512	10,850 17,552 9,610	63,295 43,721 14,785	1,185 5,000 100	1,310 12,327 5,408	7,888 7,145 8,350	37,362 37,352 5,657	63,656 29,036 7,641	73,767 4,518 3,174	2,997 4,518 645	34,514 11,869 2,140	5,740 8,500 4,024	5,705 11,140 14,995 6,778

AGRICULTURE—NORTH CAROLINA

PROPERTY, 1930, BY TYPE OF FARM—Continued

bottom of p. 8]

Gaston	Gates	Graham	Granville	Greene	Guilford	Hallfax	Harnett	Haywood	Henderson	Hertford	Hoke	Hyde	Iredell
Dollars 11,758,388	Dollars 3,929,737	Dollars 1,278,320	Dollars 9,327,007	Dollars 9,590,015	Dollars 20,318,709	Dollars 13,030,961	Dollars 12,163,537	Dollars 10,267,674	Dollars 8,608,704	Dollars 6,784,995	Dollars 6,688,540	Dollars 2,864,036	Dollars 13,860,371
1,620,211	1,222,554	278,210	355,250	98,025	3,748,436	529,671	405,343	2,099,360	1,880,791	407,190	608,940	1,325,735	2,292,502
7,102,706	772,698		323,285	74,670	294,110		37,225	10,100	79,000		43,700	277,200	137,750
17,200	1,033,205		8,007,667	9,289,940	191,700	7,822,636	7,792,724	475,350	267,000	408,515	4,520,617	831,755	8,364,600
149,832					66,000	3,625,636	3,625,636	57,890	245,840	5,697,615	121,000	305,760	232,008
21,050			93,350		127,055			21,240	98,620		44,275		11,000
1,100,142	150,900	68,500			2,482,245		75,735	45,800	820,270	27,500			363,028
36,160					142,030		90,015	52,800	46,750			83,200	212,080
								1,512,900					
55,000			10,400		251,690	20,500	13,000	37,500	174,500			15,510	93,155
458,850	74,625	546,340	129,070	41,690	1,832,300	180,645	172,150	2,506,239	2,156,345	85,595	181,110	66,180	515,329
590,215	63,805	303,170	166,720	36,900	2,210,495	706,740	132,265	1,152,331	1,622,573	36,280	25,250	38,880	448,300
			88,415		307,355	537,600		400,000					
519,315	44,875	252,470	60,325	19,400	1,721,790	140,740	120,165	915,897	1,056,223	4,080	23,250	38,880	241,650
								44,000	80,900				
70,900	18,930	55,700	17,980	17,500	16,700	28,500	12,100	191,834	76,450	32,200			206,050
					113,650								
595,030	5,950	82,100	181,265	48,790	1,141,122	103,395	244,585	306,694	1,209,015	102,300	213,803	67,810	500,621
4,602	2,807	1,847	2,543	2,942	5,258	2,858	3,088	4,832	4,340	3,196	3,495	2,790	3,344
5,892	2,946	3,036	3,701	6,127	5,983	4,414	3,048	5,762	4,740	3,915	9,515	3,309	4,400
					9,804		3,723	1,663	15,800		8,740	3,850	5,102
4,190	2,637		1,776	1,965	3,365	2,423	2,991	3,081	10,269	2,417	3,111	2,173	3,123
2,867	2,810		2,561	2,945	4,430	3,579	3,379	3,081	10,269	3,223	3,713	3,556	2,207
37,468					8,250		6,432	10,563	11,707		4,368		
3,508					4,538			4,248	3,793		4,025		2,750
9,142			7,181		12,163	5,049	5,089	15,612	14,005	6,875			7,278
7,230	6,035	4,667			7,102	10,668	8,500	7,876	5,844			4,160	16,314
								36,021					
9,167			2,600		4,659	5,125	2,720	5,357	10,265			2,585	3,460
3,889	1,493	1,723	2,347	4,169	3,849	2,779	1,913	3,050	2,487		3,773	1,085	2,290
4,918	2,058	1,693	5,052	3,690	6,323	7,362	3,006	3,123	5,008	3,298	1,368	1,380	4,003
73	36	26	34	74	68	42	59	64	72	46	59	45	44
72	36	27	35	37	68	52	20	64	68	35	45	43	44
					66		64	52	84		51	50	52
68	33		27	50	47	39	61			42	65	45	43
66	37		34	75	56	46	64	84	98	47	54	57	26
47					70		72	80	56		43		38
59					77		74	82	83		61		41
82			72		65		81	147	110	42			62
88	45	31			55		27	61	65			28	56
								61					42
222			49		78		102	61	174			21	61
98	81	26	38	54	57	46	36	64	52	58	54	39	59
147	27	28	77	52	143	57	94	62	117	53	47	54	54
3,736,830	1,377,960	455,545	3,796,503	2,838,456	6,992,042	3,876,849	4,036,825	2,551,698	2,694,807	1,937,527	1,742,584	579,693	4,236,330
571,350	489,650	70,205	103,025	34,800	1,150,832	103,110	137,675	505,990	606,518	160,975	140,422	235,141	809,785
					69,100		7,625	2,100	16,000		24,800	41,005	47,925
2,057,805	249,275		136,145	23,325	54,100	2,267,669	2,159,985	110,215	110,215	110,215	1,051,550	137,012	2,534,038
8,600	528,265		3,240,143	2,735,906	2,609,840	1,109,715	1,431,910	60,550	71,125	1,502,037	319,500	50,160	82,240
16,060					23,300			130,750	70,350		88,350		
8,050					49,200			5,250	43,370				4,600
399,405			50,850		840,750	32,325	20,250	114,850	220,400	10,700	16,000		147,200
11,000	57,550	22,620			55,250	32,325	27,800	290,825	16,350			13,250	61,400
								249,875					55
25,075			3,150		121,010	8,500	5,850	100,100				5,400	46,025
197,050	32,435	192,370	54,315	11,675	613,910	76,925	78,305	683,852	723,584	37,925	33,800	22,125	190,612
264,345	24,685	130,025	84,314	14,800	978,660	131,820	83,625	300,641	723,030	15,150	8,425	12,420	166,000
			39,084		129,000	55,000		210,000					59
240,045	18,785	111,225	36,230	8,800	824,600	69,420	80,750	342,882	454,282	2,700	8,425	12,420	120,500
								13,800	43,250				61
24,300	5,800	18,800	9,000	6,000	6,650	7,406	2,875	34,459	15,500	12,450			45,500
					13,400								63
176,570	2,200	34,325	68,561	17,900	332,050	36,330	74,955	87,015	364,980	28,475	53,737	11,380	145,855
													64
2,559,430	1,044,665	341,866	2,480,071	1,768,660	4,476,943	2,698,535	2,865,763	1,661,340	1,966,275	1,388,695	1,185,199	374,335	2,838,331
388,550	368,525	53,356	123,350	10,600	796,143	127,140	99,055	338,465	412,435	111,075	100,975	180,630	492,735
					45,125		5,300	1,500	10,800		5,700	25,710	31,450
1,445,710	191,510		91,160	16,550	36,805	1,661,300	1,593,515	39,745	43,300	85,670	798,490	91,305	1,767,591
6,000	395,680		2,113,390	1,709,160	1,701,645	705,850	932,693	67,050	1,124,035	181,475	181,475	31,410	53,525
9,300					18,100		5,285	4,200	46,875		18,950		70
5,200					34,590			68,775	36,285		11,600		2,800
250,300			81,900		439,675	19,850	14,600	185,580	107,040	6,800			89,950
6,300	41,895	18,220			34,900	21,300	23,000	10,000	10,000		8,525		24,850
								123,925					74
15,800			2,150		82,200	5,750	4,900	10,000	63,000			4,000	32,850
139,765	29,415	148,445	39,305	7,925	432,015	52,060	60,550	484,149	533,225	30,610	67,150	16,850	141,915
182,780	18,855	95,705	703,015	9,925	703,015	77,935	71,150	461,240	461,240	10,950	5,425	8,065	111,900
			5,461		59,000	18,500		78,100					78
163,480	15,555	82,245	25,700	5,825	631,565	54,910	68,900	245,476	342,690	2,150	5,425	8,065	85,075
								8,100					79
19,800	3,300	13,460	6,100	4,100	3,500	4,575	2,250	22,560	11,325	8,800			26,825
													81
					8,950								82
110,825	1,925	26,140	41,565	6,600	152,730	27,300	55,715	68,825	232,875	19,555	25,434	8,340	88,765
													83
609,671	198,683	31,280	652,530</										

[See Note,

ITEM AND TYPE OF FARM (See definitions in Introduction)	Jackson	Johnston	Jones	Lee	Lenoir	Lincoln	McDowell	Macon	Madison	Martin	Mecklen- burg
Land and buildings:	<i>Dollars</i>	<i>Dollars</i>	<i>Dollars</i>	<i>Dollars</i>	<i>Dollars</i>	<i>Dollars</i>	<i>Dollars</i>	<i>Dollars</i>	<i>Dollars</i>	<i>Dollars</i>	<i>Dollars</i>
All types	4,585,706	22,925,214	3,749,100	4,073,763	12,631,317	8,193,045	3,447,754	3,859,727	7,038,189	7,761,883	20,955,181
General	1,006,815	936,427	320,080	404,038	1,637,225	637,225	1,034,200	673,650	1,310,724	223,270	1,514,726
Cash-grain		34,180			41,600		126,450	23,500			94,326
Cotton		10,640,663	167,100	1,015,048	394,250	6,876,077	6,500		2,291,736	371,410	12,011,951
Crop-specialty	25,300	10,769,696	2,605,069	1,134,410	10,706,487						74,050
Fruit	16,735			37,402	4,500						204,085
Truck	27,700			4,750							2,243,950
Dairy	43,800	7,300		42,000	154,600	71,630	153,200	138,600	89,000		101,460
Animal-specialty	229,355	21,300	120,520		29,500	35,000	18,500	79,300	485,002	68,950	
Stock-ranch								13,500			
Poultry		30,200		22,225				19,920	18,500		110,400
Self-sufficing	2,062,812	156,943	76,750	179,205	78,970	224,250	1,503,069	2,038,079	1,725,713	50,390	501,480
Abnormal	883,979	125,530	80,000	177,390	164,760	432,349	622,617		704,305	41,400	2,030,415
Institution or country estate						223,000					1,194,200
Part-time	732,407	102,690	61,400	128,330	86,900	96,200	396,000	481,337	575,655	20,900	790,815
Boarding and lodging								17,200	9,000		
Forest-product	30,072	22,900	18,600	49,060				76,380	106,800	20,500	39,400
Horse farm, feed lot, or live-stock dealer	21,500					16,440		47,700	12,850		
Unclassified	229,160	173,065	373,545	150,095	213,485	419,103	132,075	129,865	358,119	85,143	1,102,360
Land and buildings, per farm:											
All types	2,168	3,052	2,442	2,513	3,329	3,145	2,719	2,090	2,154	2,928	5,564
General	4,354	3,013	3,748	4,046	6,466	5,310	4,783	3,061	2,881	3,332	8,369
Cash-grain		2,630			6,933		6,323	5,875			8,575
Cotton		3,247	2,039	2,283	2,719	3,140				3,280	4,610
Crop-specialty	8,433	2,801	2,403	2,657	3,216		2,167		2,402	2,936	6,171
Fruit	2,708			3,749	1,500		2,520	3,000			
Truck	3,463			1,583	4,500		2,567	1,919	1,850		9,277
Dairy	10,950	1,825		10,500	11,892	5,502	6,904	8,063	5,933		10,108
Animal-specialty	4,778	3,043	8,699		7,375	7,000	4,625	3,282	5,915	4,309	11,272
Stock-ranch								13,217			
Poultry		7,550		4,445		2,687	1,092	4,500	4,808		5,291
Self-sufficing	1,725	1,763	2,074	1,906	1,837	2,156	2,192	1,724	1,626	1,625	4,286
Abnormal	2,065	2,368	4,706	2,190	13,474	2,891	1,943	2,240	2,412	2,070	14,190
Land and buildings, per acre:											
All types	35	62	33	38	69	54	31	30	35	46	85
General	40	53	24	31	65	34	31	35	37	37	100
Cash-grain		58			64		43	124			86
Cotton		63	23	37	67	52				47	71
Crop-specialty	98	61	35	44	69		40		44	47	137
Fruit	29			45	35			17			
Truck	33			59		93	26	26			159
Dairy	38	88		103	94	79	63	62	62		102
Animal-specialty	27	27	25		85	55	33	24	29	34	103
Stock-ranch								19			
Poultry		200		88		95	59	50	53		143
Self-sufficing	30	55	33	30	61	53	27	27	25	27	100
Abnormal	46	35	26	34	82	57	31	40	40	24	298
Farm buildings (including dwellings):											
All types	1,446,713	7,317,370	1,144,385	1,615,035	3,843,445	2,514,635	1,068,770	1,122,257	1,983,087	2,341,480	5,430,669
General	317,270	855,240	95,725	141,640	259,290	196,300	291,250	186,270	341,020	80,200	422,500
Cash-grain		9,760			11,250		23,670	9,000			24,560
Cotton		3,302,711	47,570	658,720	119,300	1,956,050				94,500	2,095,777
Crop-specialty	300	3,386,674	787,105	465,055	3,236,430		3,500		646,545	2,087,355	28,450
Fruit	1,950			16,100	550		2,200	6,050			
Truck	12,050			3,350	2,600		1,700	14,835	3,750		37,125
Dairy	12,300	3,500		15,500	56,175	22,200	57,800	46,900	26,550		700,625
Animal-specialty	63,710	7,000	46,800		13,700	18,600	4,875	17,625	108,850	23,650	18,350
Stock-ranch								8,400			
Poultry		13,900		13,000		6,100	9,400	4,000	25,600		58,500
Self-sufficing	624,637	62,770	17,250	76,015	22,700	82,345	484,315	508,792	480,547	18,800	153,905
Abnormal	342,635	98,560	35,250	84,530	69,450	66,925	158,360	217,300	248,585	10,325	699,785
Institution or country estate						37,500					375,000
Part-time	316,415	62,000	30,400	67,080	31,950	46,875	147,125	169,130	215,940	7,525	281,735
Boarding and lodging								18,650	4,100		
Forest-product	16,120	6,560	4,850	17,450		13,450	11,235	22,020	23,045	2,800	13,050
Horse farm, feed lot, or live-stock dealer	10,100					6,600		12,500	5,700		
Unclassified	71,861	46,775	114,035	40,525	73,850	152,365	31,700	43,085	74,440	26,050	261,192
Farmers' dwellings:											
All types	1,074,409	5,123,567	676,465	1,036,560	2,380,713	1,796,666	788,590	825,592	1,305,323	1,474,605	3,512,033
General	221,955	242,900	46,560	94,025	168,190	133,100	209,105	127,790	213,255	48,500	272,750
Cash-grain		5,600			6,200		16,750	7,700			17,500
Cotton		2,419,069	30,800	459,640	80,800	1,896,486				55,050	2,025,733
Crop-specialty	150	2,298,493	477,470	304,930	2,005,038		2,300		413,810	1,324,415	22,000
Fruit	1,525			8,400			1,515	5,050			
Truck	8,400			3,100			1,800	1,700	2,350		28,550
Dairy	6,050	2,660		8,550	25,850	12,800	33,850	37,100	19,150		414,075
Animal-specialty	40,645	5,000	30,100		7,200	11,100	3,400	12,200	68,170	10,000	14,950
Stock-ranch								3,050			
Poultry		11,100		11,900		4,800	6,750	2,900	18,875		38,800
Self-sufficing	472,606	47,400	12,700	54,565	15,840	63,570	353,320	432,550	334,858	12,940	117,850
Abnormal	273,465	55,560	9,610	65,925	36,000	50,975	129,940	167,432	180,885	7,175	397,135
Institution or country estate						16,000					182,350
Part-time	253,580	50,700	6,135	53,625	20,000	36,415	122,240	129,632	165,050	5,200	208,635
Boarding and lodging								3,600	3,350		
Forest-product	13,485	4,880	3,475	12,300		9,360	7,700	17,000	9,535	1,975	6,150
Horse farm, feed lot, or live-stock dealer	6,400					5,200		7,200	2,950		
Unclassified	49,613	34,805	69,225	25,525	41,745	116,735	24,400	30,830	53,970	16,525	162,690
Implements and machinery:											
All types	139,954	1,193,070	183,220	239,819	670,299	544,157	143,195	162,337	180,521	385,570	795,189
General	40,142	58,907	17,293	25,233	40,223	53,582	53,660	31,849	32,505	15,985	62,064
Cash-grain		960			2,040		5,395	825			3,815
Cotton		514,720	6,804	98,863	10,909	441,190				13,260	390,288
Crop-specialty	225	589,326	139,417	77,548	471,767		750		64,976	338,563	4,675
Fruit	60			2,575	200		325				
Truck	1,960			185		900		620			8,080
Dairy	3,425	1,350		3,425	21,250	8,780	6,745	6,210	1,510		195,220
Animal-specialty	8,060	3,145	6,025		3,180	1,435	465	2,940	19,609	7,925	5,820
Stock-ranch								1,210			
Poultry		1,400		710		2,265	1,160	450	2,155		12,400
Self-sufficing	52,897	7,115	2,650	9,730	3,590	7,241	56,870	73,515	33,166	1,332	15,547
Abnormal	29,973	7,787	2,295	14,845	8,535	18,078	14,450	28,363	20,093	2,230	70,

AGRICULTURE—NORTH CAROLINA

PROPERTY, 1930, BY TYPE OF FARM—Continued

bottom of p. 81

Mitchell	Montgomery	Moore	Nash	New Hanover	Northampton	Onslow	Orange	Pamlico	Pasquotank	Pender	Perquimans	Person	Pitt
Dollars 3,933,707 768,207	Dollars 3,702,109 538,025 84,020	Dollars 6,803,933 801,078 8,800	Dollars 15,413,634 354,609	Dollars 1,973,154 183,009	Dollars 10,598,259 930,276	Dollars 6,369,669 659,963	Dollars 4,755,517 1,018,368 87,040	Dollars 2,852,981 534,436 69,558	Dollars 5,687,545 2,014,840	Dollars 3,993,558 1,202,010	Dollars 4,434,347 1,608,410	Dollars 6,297,857 95,890	Dollars 21,961,214 431,285
24,350	1,562,681	1,118,914	2,037,263	12,500	7,430,027	235,105	573,040	251,495	295,450	222,230	1,240,092	5,003,077	205,100
80,700	211,935	1,038,277	11,162,701	59,700	1,971,520	3,449,774	1,588,753	1,725,217	2,327,115	439,940	1,170,880	20,158,148	50,600
8,100	605,088	1,017,029	43,800	1,034,455	17,000	10,370	6,400	10,930	101,200	299,800		187,240	70,950
12,500	38,500	190,426	12,000	251,000	42,000	253,024	260,970	33,400	193,495	182,750	160,715		50,600
177,550			11,880				40,510		242,655				187,240
36,000													70,950
6,250		16,700	46,900	78,050	33,050	11,050	28,805	21,950	58,280	27,000			50,600
1,689,349	344,423	728,697	273,200	7,600	20,740	168,381	587,042	82,240	136,700	371,184	71,085	158,800	374,650
1,000,336	243,895	543,819	222,495	41,700	31,500	109,852	281,059	81,130	199,540	186,455	62,915	51,340	204,200
894,361	139,745	327,010	101,835	41,700	31,500	81,352	198,635	43,130	145,040	168,085	23,016	32,540	37,390
7,300	104,150	120,850	52,200			28,500	82,424	38,000	63,900	23,370	20,900	18,800	160,810
00,575													
38,100													
180,305	113,430	358,695	223,186	300,450	104,147	472,160	312,250	42,625	148,175	89,100	55,260	298,600	252,042
2,085	2,512	3,300	2,649	6,997	2,739	2,243	2,543	3,218	4,838	2,013	3,629	2,102	3,246
4,022	3,080	3,004	3,733	4,834	4,389	2,069	2,837	2,545	4,500	2,557	3,775	2,906	0,695
	2,617	1,267					4,803	9,937					
	1,939	3,237	2,061	3,125	2,516	1,809	2,250	1,796	2,015	1,704	2,039		3,324
2,485	2,083	3,342	2,542	0,633	3,302	2,240	2,883	4,313	0,700	1,000	4,745	2,156	2,173
5,044	21,610	0,422	10,825							2,276			3,174
2,700	2,300		4,000	0,717			1,000	2,733	5,953	2,282			18,807
3,125		11,902	0,379	14,765	5,067	3,457	4,600		21,499	17,333			12,470
5,548	5,500		3,893		10,500	6,024	5,787	6,680	6,527	4,068	5,852		5,913
9,000													
2,033		2,783	5,211	10,804	3,072	2,210	2,223	2,744	2,775	3,857			
1,742	1,706	1,695	3,030	1,520	2,288	1,369	1,732	1,326	2,071	928	1,545	2,200	4,072
1,809	2,489	3,464	6,013	3,208	2,864	1,894	2,082	2,080	2,100	1,090	2,405	2,054	8,873
43	25	31	65	129	53	80	25	38	88	29	49	32	78
42	20	23	78	61	71	20	24	32	62	27	46	20	58
	24	21					25	7					
	23	29	57	124	52	30	23	54	61	85	47	32	55
36	33	36	65	63	53	32	27	54	81	26	61	32	81
42	67	51	47							46			38
83	19		197	142			21	50	127	49			360
41		38	135	143	221	45	34		41	70			125
43	24		74		12	21	25	51	15		48		61
19													
49		27	100	109	78	34	20	38	83	56			
39	21	20	75	117	80	31	22	32	70	25	31	29	40
57	25	36	122	213	163	22	26	14	53	29	28	31	48
1,308,805	1,251,707	2,372,776	5,193,185	659,880	2,869,742	1,935,070	1,949,232	773,095	1,441,432	1,637,799	1,278,595	2,389,017	7,583,440
213,850	196,200	315,125	184,700	56,730	304,700	213,400	433,094	158,775	500,630	504,620	400,880	41,325	160,800
	14,550	1,800					22,100	17,476					
6,300	506,037	322,750	901,800	1,000	1,969,832	61,855	231,250	62,723	56,120	80,230	371,020	80,015	80,416
21,140	83,503	677,012	3,708,540	13,278	470,470	1,008,130	454,125	454,125	545,765	285,910	325,445	2,159,977	6,904,430
3,200	178,300	327,528	12,200				627,253			201,634			50
4,300	850		0,500	310,825	6,500	4,400	3,600	4,425	33,100	144,200			21,200
50,550	11,300	87,710	58,750	92,500	6,500	117,900	117,900	8,000	76,317	64,950	43,850		56,000
0,325			3,200		2,500	68,880	17,950		40,350	61,250			31,425
4,200		5,950	24,750	34,700	15,700	2,650	10,550	6,000	30,050	13,800			
555,410	128,462	280,086	124,050	2,150	12,425	58,805	238,900	28,110	44,130	169,225	20,100	67,900	151,680
395,365	105,855	229,984	111,650	22,100	16,350	34,050	136,700	19,985	62,070	81,000	14,000	27,000	78,400
		40,050	35,500										
390,655	74,605	164,550	57,550	22,100	16,350	30,350	103,650	13,435	53,720	73,980	7,700	22,400	22,950
4,000													
15,810	31,250	32,375	18,600			3,700	33,050	6,550	9,250	7,020	6,300	4,600	56,450
5,900													
47,165	31,050	127,825	56,725	126,300	21,265	122,900	119,335	12,275	43,000	32,280	13,300	92,755	97,400
1,005,990	812,240	1,529,805	3,488,973	457,975	2,140,287	1,108,291	1,227,053	528,508	933,300	1,135,126	853,125	1,363,430	4,734,414
150,190	116,085	204,075	125,200	37,950	208,540	148,000	234,380	114,400	338,720	342,604	328,890	26,150	97,850
	9,150	1,000					15,150	5,190					
4,400	368,042	211,575	623,013	800	1,459,865	44,575	141,165	46,780	39,335	65,170	253,400		59,275
13,825	56,598	434,205	2,470,060	0,025	359,602	704,101	851,143	300,674	372,015	205,725	200,000	1,228,210	4,340,600
2,850	78,200	198,150	7,000							140,244			
2,750	600		5,450	225,400	4,700	3,100	2,800	2,100	20,600	104,300			10,100
32,050	5,500	24,850	37,400	47,300	4,700	44,580	66,635	5,260	12,400	19,975			17,800
2,700			1,900		1,950		11,850		23,500	32,775	28,150		21,050
3,200		3,490	13,600	18,550	10,000	1,850	5,500	5,400	20,500	9,525			
440,710	86,905	198,985	86,500	750	10,150	45,470	167,035	23,305	29,490	118,908	14,850	40,585	99,075
312,670	81,825	103,050	76,650	20,500	10,050	26,400	90,970	16,315	48,915	64,175	8,325	15,100	39,140
		22,000	25,000										
295,515	60,225	122,760	44,550	20,500	10,050	23,540	70,645	11,085	42,665	60,175	4,625	12,400	15,640
2,700													
0,805	21,600	18,300	7,100			2,500	20,325	5,230	6,350	4,000	3,700	2,700	23,500
4,650													
40,615	18,435	89,825	33,300	97,700	15,410	85,575	90,525	6,975	26,925	25,725	0,550	53,385	43,015
133,589	247,732	309,363	743,381	147,722	524,533	286,272	352,282	163,440	208,849	233,490	216,908	292,143	1,173,327
24,250	57,220	59,520	27,330	8,397	56,175	48,745	89,110	29,112	98,614	66,881	93,712	7,027	87,595
	1,400	350					3,675	6,185					
	83,908	37,495	141,670	75	373,153	7,593	39,541	9,628	7,432	9,138	56,470		13,570
475	12,785	83,658	519,										

[See Note,

	Polk	Randolph	Richmond	Robeson	Rocking- ham	Rowan	Ruther- ford	Sampson	Scotland	Stanly	Stokes
Land and buildings:	<i>Dollars</i>	<i>Dollars</i>	<i>Dollars</i>	<i>Dollars</i>	<i>Dollars</i>	<i>Dollars</i>	<i>Dollars</i>	<i>Dollars</i>	<i>Dollars</i>	<i>Dollars</i>	<i>Dollars</i>
All types.....	3,399,619	10,787,476	5,761,829	20,876,151	11,343,692	14,121,421	10,626,369	15,674,146	6,891,795	7,213,051	9,833,858
General.....	479,881	3,319,814	181,110	512,025	484,070	3,534,233	702,688	1,479,494	357,815	2,061,432	249,065
Cash-grain.....		572,050		34,970	10,300	124,040		42,000	51,600	74,725	
Cotton.....	2,007,375	289,796	3,682,437	10,266,561		7,554,772	7,857,897	9,659,778	5,921,820	3,505,044	
Crop-specialty.....		1,702,745		9,116,609		9,101,337		66,245	2,897,138	71,350	8,687,854
Fruit.....	116,000	32,050		897,190		20,740		155,971	137,625		
Truck.....	21,500	11,420		111,145	5,415	86,165	23,395	414,843	35,400		
Dairy.....	36,000	456,525	122,320	32,150	369,780	497,100	272,383	9,800	182,800	183,910	
Animal-specialty.....		118,920		11,800	83,500	209,025		88,492		27,960	
Stock-ranch.....					24,480						
Poultry.....		219,585	13,100		111,225		43,800	27,360		185,400	22,000
Self-sufficing.....	262,690	2,376,097	128,725	377,310	537,995	707,621	632,971	342,895	82,915	663,710	259,220
Abnormal.....	109,600	1,341,675	263,059	100,701	283,300	817,560	498,740	213,105	86,620	275,680	67,230
Institution or country estate.....							93,912				
Part-time.....	85,850	1,099,225	201,540	73,701	235,300	757,250	255,572	137,080	37,550	169,130	67,230
Boarding and lodging.....							42,000				
Forest-product.....	23,750	242,450	61,510	27,000	33,200	60,310	95,750	70,025	49,070	91,550	
Horse farm, feed lot, or live-stock dealer.....					14,800					15,000	
Unclassified.....	366,570	343,210	293,573	265,880	452,535	386,290	528,310	242,680	35,200	213,840	547,869
Land and buildings, per farm:											
All types.....	2,766	2,712	3,182	2,724	2,707	4,357	2,803	2,552	3,635	3,000	2,574
General.....	3,749	3,350	3,234	4,613	4,137	5,071	3,096	2,762	13,252	3,407	3,374
Cash-grain.....		4,576		4,996		6,891		2,840	10,320	4,982	
Cotton.....	2,709	2,498	2,649	2,704		4,162	2,852	2,672	3,344	2,793	
Crop-specialty.....		2,987	4,445	2,630		2,570		3,155	5,097	2,744	2,680
Fruit.....	7,733		24,248			7,260		2,270	5,097		
Truck.....	4,300	3,561	2,284	4,832	1,805	6,155	2,599	3,222	7,617		
Dairy.....	4,500	4,857	5,318	8,215	11,274	10,356	5,448	3,287		10,818	
Animal-specialty.....		4,955		3,933	16,700	19,002		5,205		5,592	
Stock-ranch.....											
Poultry.....		3,277	2,620		3,497	4,119	3,129	2,735		5,015	3,607
Self-sufficing.....	1,812	2,002	2,182	2,676	2,832	2,732	1,814	1,580	4,877	2,593	2,000
Abnormal.....	2,283	2,409	2,859	2,055	3,183	3,270	3,866	1,627	6,063	3,321	2,586
Land and buildings, per acre:											
All types.....	38	29	35	61	37	56	46	41	65	38	41
General.....	30	26	45	55	40	53	31	35	88	30	43
Cash-grain.....		28		39		52		47	107	42	
Cotton.....	42	30	32	60		54	50	49	65	36	
Crop-specialty.....		33	40	64		70	23	34	45	40	41
Fruit.....	65		49			78		24	47		
Truck.....	23	32	81	50	42	83	23	43	81		
Dairy.....	70	42	54	108	66	98	92	27		78	
Animal-specialty.....		31		41		101		39		23	
Stock-ranch.....											
Poultry.....		37	107		68	78	65	70		64	83
Self-sufficing.....	28	25	41	43	44	45	21	27	44	45	36
Abnormal.....	41	36	49	48	61	88	61	20	88	59	69
Farm buildings (including dwellings):											
All types.....	923,893	4,362,391	1,831,350	6,306,380	3,721,350	4,296,089	3,213,640	5,281,965	1,688,760	2,568,377	3,555,270
General.....	140,600	1,338,066	83,800	215,325	173,950	1,090,298	247,495	565,277	108,400	758,225	102,675
Cash-grain.....		190,235		5,550		24,050		9,675	17,350	25,200	
Cotton.....	516,433	114,800	1,137,500	2,702,341		2,098,549	2,235,808	3,009,832	1,357,125	1,164,222	
Crop-specialty.....		655,175	51,300	3,013,119		2,898,800		20,025	1,046,866	27,450	3,117,965
Fruit.....	37,975		226,200			9,500		56,765	7,225		
Truck.....	7,900	8,100	5,300	40,160	3,000	33,630	12,350	148,625	56,700		
Dairy.....	15,700	193,975	38,450	37,200	176,050	168,400	106,325	6,260		71,400	
Animal-specialty.....		39,300		6,900	18,000	51,200		38,900		12,450	
Stock-ranch.....											
Poultry.....		100,375	8,300		13,850	39,875	16,700	10,950		35,400	14,600
Self-sufficing.....	84,160	958,420	56,275	162,275	181,590	258,892	211,315	183,195	30,175	275,955	94,440
Abnormal.....	44,200	638,095	124,875	52,990	122,350	374,210	196,657	87,035	36,050	113,850	31,385
Institution or country estate.....							23,472				
Part-time.....	37,700	545,445	100,025	41,990	109,150	361,335	130,535	59,535	12,550	78,200	31,385
Boarding and lodging.....							15,600				
Forest-product.....	6,500	92,650	24,850	11,000	8,100	12,875	23,550	27,500	24,400	28,950	
Horse farm, feed lot, or live-stock dealer.....					5,100					6,700	
Unclassified.....	76,925	125,850	99,850	70,500	131,260	125,835	160,965	70,595	15,550	74,225	194,135
Farmers' dwellings:											
All types.....	687,948	2,928,920	1,219,665	4,261,844	2,452,449	2,819,193	2,391,945	3,849,218	1,222,690	1,697,960	2,307,150
General.....	93,855	861,420	65,025	156,690	118,850	701,023	178,270	378,527	68,000	510,200	68,075
Cash-grain.....		113,575		2,925		15,400		6,900	5,850	17,000	
Cotton.....	384,128	74,725	793,760	1,865,420		1,392,623	1,668,496	2,289,935	1,017,290	764,850	
Crop-specialty.....		431,945	34,805	1,980,144		1,895,014		14,500	37,950	17,700	2,010,505
Fruit.....	21,025		81,700			7,100		42,100	1,150		
Truck.....	6,400	6,850	4,400	28,920	2,200	24,100	8,700	99,165	37,900		
Dairy.....	11,450	111,900	26,575	19,100	99,850	80,140	76,350	2,260		23,600	
Animal-specialty.....		25,250		3,950	12,000	20,100		26,100		8,000	
Stock-ranch.....											
Poultry.....		61,215	6,750		10,400	23,425	13,250	7,300		22,000	9,800
Self-sufficing.....	70,000	673,770	43,350	117,425	130,950	182,232	164,585	100,675	22,650	204,060	65,690
Abnormal.....	37,125	478,205	96,600	40,140	93,950	290,140	139,750	71,600	26,100	77,675	23,300
Institution or country estate.....							6,500				
Part-time.....	31,725	419,030	81,300	32,640	86,450	283,140	105,100	50,150	10,300	55,075	23,300
Boarding and lodging.....							10,300				
Forest-product.....	6,400	59,175	15,300	7,500	4,300	7,000	15,425	21,450	15,800	19,000	
Horse farm, feed lot, or live-stock dealer.....											
Unclassified.....	63,965	90,065	66,700	48,130	87,935	67,750	127,945	62,573	5,800	52,875	129,780
Implements and machinery:											
All types.....	125,607	699,223	249,387	923,748	622,010	980,830	483,273	757,418	204,735	535,954	560,662
General.....	27,010	245,370	22,920	45,195	25,940	298,798	43,741	116,568	18,005	196,434	16,700
Cash-grain.....		37,420		15,990		540		1,285	5,295	4,440	
Cotton.....	72,389	14,975	143,753	333,365		440,054	317,180	394,046	163,135	214,023	
Crop-specialty.....		92,997	6,976	417,332		502,195		6,745	152,985	9,345	507,571
Fruit.....	5,963		20,410			2,940		800	14,970		
Truck.....	1,175	1,825	1,025	6,030	525	10,285	1,865	19,699	3,050		
Dairy.....	980	50,400	6,685	6,010	41,735	50,295	14,297	1,750		27,500	
Animal-specialty.....		7,345		2,600	2,900	10,800		10,960		3,250	
Stock											

AGRICULTURE—NORTH CAROLINA

PROPERTY, 1930, BY TYPE OF FARM—Continued

bottom of p. 8]

Surry	Swain	Transylvania	Tyrrell	Union	Vance	Wake	Warren	Washington	Watauga	Wayne	Wilkes	Wilson	Yadkin	Yancey
Dollars	Dollars	Dollars	Dollars	Dollars	Dollars	Dollars	Dollars	Dollars	Dollars	Dollars	Dollars	Dollars	Dollars	Dollars
12,072,272	3,160,136	2,818,577	1,315,138	13,116,640	6,174,244	20,140,082	5,589,698	2,884,312	8,042,418	18,420,908	11,205,785	15,592,879	7,413,544	4,903,158
1,090,588	790,730	895,991	311,182	847,245	159,225	1,047,770	244,190	867,955	2,641,174	1,084,835	2,566,805	290,725	804,485	1,030,993
99,100		283,550								20,440	530,900		129,375	13,300
7,695,088			27,355	10,883,782	425,845	6,450,323	3,578,881	141,400	361,000	2,925,159	9,370	614,875	13,950	461,450
298,800			718,923	45,440	4,998,511	9,024,927	1,408,930	1,306,500	158,100	12,874,895	562,352	14,241,319	5,093,748	7,887
22,300		12,000				142,350		9,320	99,100	49,900				
252,900	66,400	111,000		240,389	38,400	100,325			63,725	231,400			85,360	
88,200	54,600	118,070	144,224	75,168		1,098,102		20,840	903,500	249,425	123,100	42,500	25,000	279,625
						51,400				87,000	154,000			
100,050		10,000		207,955		316,775		10,000	88,100	26,000	167,550		56,000	
1,228,243	1,627,228	672,583	21,644	187,031	80,505	575,560	55,060	84,010	2,310,189	141,475	4,351,124	113,040	672,320	2,079,063
702,154	574,455	525,343	44,420	209,907	63,445	801,485	105,130	78,375	1,040,470	429,682	1,054,125	130,300	289,575	371,480
			16,695			224,000			57,500	333,407				
671,124	416,105	311,433		139,687	63,445	466,885	94,040	78,375	705,410	76,225	1,030,159	68,600	170,475	744,920
	158,350	182,110		121,875										
31,030						120,600	71,000		251,060	20,000	200,966	72,700	119,100	126,560
		31,800		8,345		531,085	95,345	155,772	26,500		21,300			
498,809	140,715	190,040	35,695	353,770	408,813				377,060	200,345	327,012	154,120	183,781	159,360
2,792	2,692	3,861	2,435	2,410	2,588	3,110	1,985	2,644	3,388	3,754	2,188	3,284	2,659	2,405
4,100	5,810	6,095	2,255	3,700	3,703	5,161	3,052	2,450	5,040	4,502	3,251	5,485	3,808	3,763
7,623		14,178						5,417		1,858	11,417		6,809	2,660
			2,104	2,321	1,890	2,895	1,710	1,443		3,572	1,562		3,105	1,550
2,847			2,756	2,840	2,681	2,761	2,494	3,003		3,701	2,691	3,246	2,587	3,752
14,040						10,950	3,107		4,247	4,537	4,872		2,029	
3,717		4,000				3,716			26,350	4,129				
10,116	11,067	27,750		5,474	5,486	10,359	4,000		4,129	9,104				
6,786	13,650	9,082	3,518	5,011		10,280	6,947	7,958	8,772	11,877	6,155	7,083	7,118	7,980
										7,064	6,096		6,250	
3,127		3,333	1,443	4,078		5,462		3,633	3,524	5,200	4,400		2,667	
1,992	2,124	2,352	1,083	2,176	2,064	3,078	2,304	1,235	2,043	2,620	1,624	4,522	2,075	1,954
2,600	2,354	2,601	1,043	2,841	3,021	4,917	4,718	1,823	3,445	8,708	2,036	9,087	3,810	2,051
46	34	45	35	41	45	52	37	43	49	72	31	88	41	89
42	49	52	30	45	45	60	40	40	54	61	31	68	37	44
80		83								40	24		55	63
46			38	40	38	45	28	45	56	73	77		31	58
101			42	31	45	54	42	45	65	72	34	87	41	20
89						123	49		44	101				
77	72	126				89			51	108				
40	66	66	24	69	71	77			93	100				
									55	51				
07		81		74		86			48	51				
33	28	31	31	41	42	60	30		40	68			62	41
82	36	38	38	45	47	58	35	46	59	83	54	67	41	34
												80	53	48
4,045,355	770,895	867,250	400,515	4,933,423	2,372,050	7,858,715	2,128,497	913,210	2,258,250	5,499,152	3,893,470	4,479,808	2,238,937	1,328,244
251,580	187,025	287,705	101,000	302,080	67,030	1,111,090	112,315	285,325	734,815	370,175	888,880	95,200	268,750	278,580
35,400		46,800						8,700		5,600	100,150		37,900	5,200
2,530,035			8,950	4,010,703	163,635	2,318,475	1,317,312	38,600	872,160	3,701,650	1,950	200,625	2,650	
35,350			209,995	20,150	1,901,275	3,599,625	569,730	425,070	88,085	3,701,650	178,325	4,009,111	1,628,712	107,625
8,800						47,550	4,100		48,100	21,825	121,310		2,900	
96,350	13,875	41,500		93,475	14,400	49,325			23,000	82,825				
19,950	4,500	37,200	42,600	31,875		486,825	4,600		20,800	49,600		21,500	20,300	43,915
						22,100	12,300	62,780	185,800	41,750	40,900		6,200	
54,950		6,500		106,300		162,775		3,610	29,600	9,500	70,050		26,000	
450,855	380,050	220,290	9,000	75,925	39,685	258,245	23,000	32,455	716,570	56,500	1,613,580	40,200	100,200	596,129
325,305	159,145	178,335	15,275	117,475	33,620	364,855	46,220	22,700	329,410	151,707	800,310	51,300	110,560	276,765
			4,825			80,000			13,000	112,007				
313,230	131,825	132,660	4,825	76,625	33,620	244,330	34,070	22,700	265,485	30,900	698,860	33,300	32,300	286,065
12,075	27,320	32,725		36,100		40,525	11,250		44,525	8,800	92,050	18,000	28,250	20,700
148,780	26,300	47,450	8,300	4,750	151,935	187,850	39,020	33,000	6,400	9,400	118,415	52,670	47,375	45,130
									81,470	94,885				
2,951,540	531,466	605,095	271,905	3,388,238	1,505,605	5,160,007	1,557,089	613,770	1,562,980	3,517,465	2,843,148	2,812,307	1,512,955	910,864
237,575	125,150	191,315	67,175	243,175	47,430	266,250	75,500	195,510	511,450	253,625	624,215	50,460	178,695	184,985
14,300		28,200						6,850		3,400	50,750		26,000	4,950
1,800,895			5,825	2,766,588	101,675	1,580,620	977,094	26,825	57,955	222,390	1,600	132,125	1,015	
17,575			145,030	13,800	1,215,570	2,322,932	406,115	281,770		2,342,910	126,050	2,517,197	1,021,505	68,545
6,360						24,700	2,260		7,450	10,825	77,675			400
67,800	9,700	1,150		36,300	9,750	36,300			16,275	56,875				
8,575	2,500	23,000	26,200	254,175		254,175	4,200		10,400	43,225	26,200	8,900	10,050	
				19,225		7,950	8,000	36,700	118,050	34,100	30,500		4,100	24,075
35,450		5,300	6,490	72,075		107,900		2,300	19,650	7,700			18,975	
304,695	281,940	167,730	11,030	55,450	28,125	179,880	17,740	25,085	526,180	44,600	1,137,541	30,950	139,380	387,144
253,755	114,875	139,055	3,395	70,500	23,450	247,900	33,520	16,400	630,375	31,960	625,930	40,800	80,585	207,240
						24,500			3,000	4,760				
245,055	98,175	105,205	3,395	51,400	23,450	195,150	26,420	16,400	199,925	21,960	553,505	25,700	65,310	193,165
8,100	16,700	22,950		24,400		28,250	7,100		22,150	5,250	64,925	15,100	12,275	14,075
</														

AGRICULTURE—NORTH CAROLINA

COUNTY TABLE III.—VALUE OF FARM PRODUCTS SOLD, TRADED, OR USED BY

[Due to crop failure, new operations, etc., the farms reporting specific items will not always agree with those reporting

CLASS OF PRODUCT AND TYPE OF FARM (See definitions in Introduction)	THE STATE		ALAMANCE		ALEXANDER		ALLEGHANY		ANSON		ASHE	
	Farms reporting	Value	Farms reporting	Value	Farms reporting	Value	Farms reporting	Value	Farms reporting	Value	Farms reporting	Value
	Number	Dollars	Number	Dollars	Number	Dollars	Number	Dollars	Number	Dollars	Number	Dollars
All products (sold, traded, or used by operator's family):	287,676	278,488,372	2,484	2,437,677	1,588	1,278,289	1,309	1,073,108	3,040	2,478,883	3,488	2,521,887
All types.....	26,956	26,605,049	585	681,636	278	223,491	493	407,633	136	145,125	935	720,503
General.....	1,053	941,727	30	20,251								
Cash-grain.....	77,116	77,214,834	173	114,770	417	334,557			2,726	2,127,868		
Cotton.....	103,810	128,176,315	977	1,102,508	231	261,299	12	17,145			5	9,110
Crop-specialty.....	1,641	3,402,423	7	4,176	88	134,292			8	34,763		
Fruit.....	1,205	2,009,216	3	7,469			12	18,907				
Truck.....	2,515	10,361,466	84	251,259	8	11,456			5	19,131	26	20,769
Animal-specialty.....	1,975	3,283,180	10	31,993	8	14,752	138	237,781	6	8,020	276	399,402
Stock-ranch.....	122	473,327					13	46,076			18	72,268
Poultry.....	1,063	1,888,935	34	40,692	4	9,206			8	19,538	4	3,987
Self-sufficing.....	84,422	13,833,228	384	155,374	418	184,968	407	174,104	82	29,742	1,709	779,030
Abnormal.....	15,798	10,398,687	171	77,440	124	102,258	234	172,370	70	93,796	513	501,608
Crops (incl. plants, flowers, etc.), sold or traded:	243,359	179,104,336	2,248	1,107,605	1,386	524,407	923	128,719	2,981	1,671,115	1,730	137,708
All types.....	25,466	9,976,990	573	100,311	261	67,531	430	65,286	131	48,693	646	74,239
General.....	1,053	600,058	30	11,470								
Cash-grain.....	77,013	57,910,712	172	64,005	416	158,737			2,710	1,560,695		
Cotton.....	103,726	101,265,205	977	759,922	231	155,588	12	9,408			5	4,533
Crop-specialty.....	1,630	2,331,948	7	2,350	87	91,700			8	32,064		
Fruit.....	1,203	1,601,114	3	5,330			12	11,886				
Truck.....	1,832	832,621	67	21,544	2	4,310			1	700	16	988
Animal-specialty.....	1,442	421,627	13	2,656	8	1,847	105	15,242	4	1,635	147	13,346
Stock-ranch.....	91	26,677					9	863			13	2,960
Poultry.....	737	1,227,031	28	5,030	4	2,064			6	3,318		
Self-sufficing.....	20,300	1,621,095	288	31,614	301	27,343	243	13,892	54	5,427	899	30,569
Abnormal.....	8,778	1,780,158	90	13,274	86	15,287	112	10,152	61	18,533	204	11,000
Livestock, sold or traded:	76,461	10,804,911	941	113,542	769	76,310	883	368,773	858	57,306	2,494	844,386
All types.....	17,660	2,586,579	417	56,596	199	21,807	457	85,735	93	11,697	854	152,127
General.....	312	40,803	1	94								
Cash-grain.....	16,772	1,870,975	74	4,299	184	15,509			698	33,034		
Cotton.....	18,374	1,093,421	185	13,753	88	6,403	12	1,667			3	1,445
Crop-specialty.....	430	45,145	2	320	44	3,608			1	35		
Fruit.....	331	53,297	2	104			8	1,261				
Truck.....	1,813	601,344	63	12,367	2	1,600			5	1,995	22	5,695
Animal-specialty.....	1,887	1,743,825	10	13,958	8	8,777	138	152,104	6	5,249	274	241,084
Stock-ranch.....	122	351,599					13	36,291			18	54,769
Poultry.....	475	66,772	17	1,251	3	308			5	383	1	140
Self-sufficing.....	12,900	753,208	110	5,964	183	8,224	237	15,327	28	1,440	1,010	121,200
Abnormal.....	5,325	1,488,943	45	5,136	48	10,074	118	76,388	22	3,473	312	267,806
Livestock products, sold or traded:	175,380	25,790,150	1,820	478,370	1,460	137,351	1,228	182,872	1,978	110,481	3,206	525,254
All types.....	25,424	4,913,680	557	150,676	265	37,524	488	99,082	127	25,834	925	227,421
General.....	720	70,358	19	2,020								
Cash-grain.....	44,735	3,280,796	102	9,420	386	33,048			1,421	58,790		
Cotton.....	50,797	4,484,182	657	63,361	219	20,575	12	1,575			5	1,792
Crop-specialty.....	1,150	124,333	3	201	82	5,668			3	204		
Fruit.....	753	92,733	5	400			10	1,075				
Truck.....	2,515	3,052,514	84	182,402	3	3,816			5	14,486	20	16,700
Animal-specialty.....	1,810	535,490	16	11,411	8	1,124	134	27,845	5	771	259	71,311
Stock-ranch.....	116	37,236					13	4,368			18	7,318
Poultry.....	1,063	1,298,237	34	25,202	4	4,405			8	13,524	4	2,241
Self-sufficing.....	20,803	1,014,717	248	16,010	301	22,758	371	29,695	65	2,588	1,534	157,493
Abnormal.....	10,474	1,270,865	95	9,677	102	8,433	200	18,642	42	3,224	436	41,978
Forest products sold:	30,288	5,532,358	363	55,812	370	71,104	162	32,878	266	109,562	883	134,351
All types.....	7,073	1,430,803	161	31,214	98	13,236	91	12,611	58	20,058	347	51,153
General.....	93	10,268	5	767								
Cash-grain.....	4,047	676,098	15	1,726	74	7,974			165	34,172		
Cotton.....	8,180	810,418	104	9,075	50	7,699	2	145			2	240
Crop-specialty.....	229	33,004	1	40	80	2,982						
Fruit.....	84	13,420					2	375				
Truck.....	381	92,433	10	1,111							3	718
Animal-specialty.....	355	51,303	3	173			20	4,677	1	180	58	4,427
Stock-ranch.....	37	12,389					1	55			9	2,560
Poultry.....	128	13,408	6	452	2	549			2	115	2	108
Self-sufficing.....	5,328	320,800	27	1,297	78	3,752	24	595	4	252	340	18,138
Abnormal.....	2,839	2,161,774	15	12,957	38	34,912	23	14,520	36	54,812	113	57,204
Farm products used by operator's family:	264,662	57,256,717	2,408	680,748	1,558	487,097	1,301	361,764	2,831	521,419	3,454	878,870
All types.....	26,916	7,590,997	584	190,839	278	83,393	493	144,919	136	38,843	935	221,563
General.....	946	211,240	27	5,000								
Cash-grain.....	71,657	14,061,263	154	35,230	412	119,289			2,619	441,177		
Cotton.....	97,193	19,923,089	952	256,397	231	71,034	12	4,350			5	1,100
Crop-specialty.....	1,525	367,903	3	1,175	80	30,334			7	2,400		
Fruit.....	1,120	248,652	7	1,635			11	3,800				
Truck.....	2,499	782,563	33	33,835	3	1,730			5	1,950	26	6,658
Animal-specialty.....	1,918	530,822	15	3,795	8	3,004	137	37,913	6	1,116	268	69,235
Stock-ranch.....	122	45,426					13	3,519			18	4,550
Poultry.....	1,055	283,427	34	8,748	4	1,880			8	2,195	4	1,500
Self-sufficing.....	34,422	9,523,408	384	100,789	418	122,881	407	114,595	82	20,035	1,709	451,370
Abnormal.....	16,289	3,687,947	165	36,405	123	33,552	228	52,668	65	13,704	489	123,484
RECEIPTS FROM BOARDERS, LODGERS, ETC.												
All types.....	3,350	788,730	23	4,568	24	3,069	37	7,655	28	4,353	65	8,438
General.....	632	112,055	8	975	5	300	17	1,800	4	1,051	22	2,570
Cash-grain.....	8	1,475										
Cotton.....	652	105,978	1	75	5	201			19	2,916		
Crop-specialty.....	798	143,888	8	953	4	110						
Fruit.....	27	6,264										
Truck.....	24	7,435					2	890				
Dairy.....	64	21,695	3	830							2	100
Animal-specialty.....	49	8,136			1	100			3	830	3	175
Stock-ranch.....	11	3,475					1	75				
Poultry.....	22	4,472							1	150	17	1,499
Self-sufficing.....	558	64,156	5	530	6	158	4	150	1	150	17	1,499
Abnormal.....	505	307,901	3	1,205	3	2,200	10	3,820	1	86	21	4,144

COUNTY TABLE III.—VALUE OF FARM PRODUCTS SOLD, TRADED, OR USED BY OPERATOR'S

[See note, p. 242,

CLASS OF PRODUCT AND TYPE OF FARM (See definitions in Introduction)	CAMDEN		CARTERET		CASWELL		CATAWBA		CHATHAM		CHEROKEE	
	Farms reporting	Value	Farms reporting	Value	Farms reporting	Value	Farms reporting	Value	Farms reporting	Value	Farms reporting	Value
All products (sold, traded, or used by operator's family):												
All types.....	720	939,321	807	902,333	2,800	2,572,229	2,986	2,936,147	3,042	2,083,052	1,837	894,072
General.....	308	323,189	92	37,185	90	79,600	409	531,562	499	422,335	185	147,722
Cash-grain.....												
Cotton.....	152	133,550	29	14,900	6	3,891	1,861	1,337,713	1,152	656,001	15	16,697
Crop-specialty.....	198	407,721	516	642,317	2,596	2,417,885	24	43,387	411	375,610		
Fruit.....							12	21,101			8	12,480
Truck.....	3	3,265	21	63,632					4	6,638		
Dairy.....			5	32,826			43	184,589	33	86,528	5	16,467
Animal-specialty.....	14	26,331	8	13,028			4	11,847	16	20,420	18	30,932
Stock-ranch.....												
Poultry.....	17	28,059			3	9,131			35	52,332		
Self-sufficing.....	21	5,581	20	4,982	73	24,502	323	153,068	651	261,491	1,243	535,376
Abnormal.....	7	11,625	116	43,403	32	37,160	227	128,550	217	183,910	363	134,398
Crops (incl. plants, flowers, etc.), sold or traded:												
All types.....	709	585,885	783	620,019	2,771	1,808,697	2,836	1,505,673	2,789	747,461	905	89,138
General.....	307	154,251	92	42,293	85	29,009	403	229,748	482	118,750	160	24,455
Cash-grain.....												
Cotton.....	149	89,754	29	9,885	6	2,930	1,854	1,139,612	1,147	286,701	16	9,528
Crop-specialty.....	198	323,031	515	493,907	2,590	1,760,515	24	30,648	411	247,326		
Fruit.....							12	16,047			7	8,615
Truck.....	3	2,590	21	47,306					4	5,046		
Dairy.....			3	1,460			80	14,679	27	7,125	2	275
Animal-specialty.....	12	5,680	6	2,675			4	1,290	14	2,569	14	1,318
Stock-ranch.....												
Poultry.....	16	6,843			2	1,600			27	6,605		
Self-sufficing.....	17	1,251	15	1,231	62	5,655	266	30,761	506	43,491	574	33,113
Abnormal.....	7	2,485	102	21,142	26	7,988	160	27,234	148	19,981	133	11,824
Livestock, sold or traded:												
All types.....	378	88,287	308	32,952	683	31,815	1,027	135,247	1,495	141,087	606	65,185
General.....	191	36,566	40	5,922	54	5,948	290	30,344	390	52,952	131	19,678
Cash-grain.....												
Cotton.....	57	4,245	6	313	2	50	7	503	14	1,035	6	540
Crop-specialty.....	94	16,513	136	15,721	507	23,879	10	460	128	7,628		
Fruit.....							6	355			1	70
Truck.....	1	150	3	3,080					1	40		
Dairy.....			1	130			30	22,425	24	3,730	3	607
Animal-specialty.....	11	8,503	4	5,845			4	5,752	16	10,075	18	20,205
Stock-ranch.....												
Poultry.....	13	1,214			12	887	78	3,038	19	3,514		
Self-sufficing.....	6	186	5	368	8	1,051	72	3,880	102	18,555	111	6,224
Abnormal.....	5	900	13	1,573								
Livestock products, sold or traded:												
All types.....	612	134,845	634	115,115	1,658	100,941	2,462	417,495	2,565	289,971	1,419	123,695
General.....	290	63,060	83	17,309	85	11,555	461	100,608	492	73,391	180	30,911
Cash-grain.....												
Cotton.....	112	13,782	20	1,237	3	26	17	2,394	19	1,270	11	1,105
Crop-specialty.....	159	30,912	416	51,851	1,494	70,178	18	140,127	920	55,415		
Fruit.....							9	1,789	302	17,940		
Truck.....	2	125	19	6,308							6	1,135
Dairy.....			5	30,133			43	134,820	33	327	5	13,213
Animal-specialty.....	14	9,191	7	2,483			4	3,110	16	3,110	16	2,596
Stock-ranch.....												
Poultry.....	17	16,885			3	6,691			35	31,364		
Self-sufficing.....	13	525	14	583	52	2,041	249	16,980	569	73,391	975	62,821
Abnormal.....	5	865	70	5,211	21	10,140	102	13,966	170	14,627	220	11,914
Forest products sold:												
All types.....	37	11,674	94	17,432	523	55,039	293	77,607	552	136,509	668	67,724
General.....	19	3,326	20	5,549	37	6,490	108	27,003	184	33,822	116	15,898
Cash-grain.....												
Cotton.....	3	320	1	221	1	60	3	101	2	59		344
Crop-specialty.....	10	1,684	65	5,434	409	37,632	4	23,276	138	13,140		
Fruit.....							1	40	46	4,705		
Truck.....			3	2,748							2	185
Dairy.....							4	355	5	605	3	322
Animal-specialty.....			1	600					1	80	4	463
Stock-ranch.....												
Poultry.....	1	150			7	321	17	1,102	95	434		
Self-sufficing.....	1	44	4	2,880	9	10,536	23	25,045	75	78,822	454	33,442
Abnormal.....	3	6,050									85	17,070
Farm products used by operator's family:												
All types.....	708	139,750	761	116,815	2,681	575,837	2,914	800,225	2,991	768,024	1,833	543,340
General.....	308	65,995	92	10,112	90	25,748	489	143,859	499	143,020	185	56,780
Cash-grain.....												
Cotton.....	146	25,449	25	3,244	6	825	1,803	5,678	23	5,550	15	5,180
Crop-specialty.....	193	35,581	483	75,344	2,377	525,681	24	496,208	1,117	270,711		
Fruit.....							11	7,973	398	98,011		
Truck.....	2	400	20	4,130					4	1,225	8	2,475
Dairy.....			5	1,103			42	12,310	33	6,688	5	2,050
Animal-specialty.....	14	2,957	7	1,425			4	1,095	16	4,580	18	6,350
Stock-ranch.....												
Poultry.....	17	3,407			3	540			34	10,415		
Self-sufficing.....	21	3,575	20	2,800	78	15,598	323	101,187	651	171,890	1,243	388,139
Abnormal.....	7	1,325	109	12,057	32	7,445	216	58,425	216	52,025	359	87,368
RECEIPTS FROM BOARDERS, LODGERS, ETC.												
All types.....	5	800	8	1,950	10	6,762	22	7,918	65	9,486	24	3,580
General.....	4	560	2	1,350			7	2,377	13	2,815		
Cash-grain.....												
Cotton.....	1	40					8	3,973	20	1,900		
Crop-specialty.....			2	230	17	6,242	1	25	5	730		
Fruit.....							1	364				
Truck.....												
Dairy.....									2	210		
Animal-specialty.....												
Stock-ranch.....												
Poultry.....									1	225		
Self-sufficing.....			1	150			1	40	13	1,744	13	1,315
Abnormal.....			3	220	2	520	4	1,189	10	1,802	11	2,275

COUNTY TABLE III.—VALUE OF FARM PRODUCTS SOLD, TRADED, OR USED BY OPERATOR'S

[See note, p. 242.]

CLASS OF PRODUCT AND TYPE OF FARM (See definitions in Introduction)	DAVIE		DUPLIN		DURHAM		EDGEcombe		FORBYTH		FRANKLIN		GASTON	
	Farms reporting	Value	Farms reporting	Value	Farms reporting	Value	Farms reporting	Value	Farms reporting	Value	Farms reporting	Value	Farms reporting	Value
	Number	Dollars	Number	Dollars	Number	Dollars	Number	Dollars	Number	Dollars	Number	Dollars	Number	Dollars
All products (sold, traded, or used by operator's family):	1,652	1,511,806	4,828	5,494,741	1,637	1,467,223	3,977	6,654,984	3,084	3,399,944	3,959	3,883,729	2,361	2,390,184
All types.....	431	421,960	561	743,609	181	172,217	55	58,404	610	540,284	1,100	1,070,888	276	332,860
General.....	14	13,286	331	309,495	113	4,688	1,037	1,030,401	47	31,532	1,384	1,070,888	1,695	1,598,406
Cash-grain.....	565	488,545	3,058	3,087,316	967	51,688	2,821	4,841,204	47	1,026,343	2,243	2,512,241	6	7,394
Cotton.....	125	96,507	476	941,895	22	16,023	5	836,652	6	6,905	8	20,203	4	27,478
Crop-specialty.....	81	272,650	17	41,693	63	280,491	10	88,832	19	23,556	8	20,203	6	5,444
Fruit.....	9	14,952	17	41,693	63	280,491	10	88,832	19	23,556	8	20,203	6	5,444
Truck.....	8	272,650	17	41,693	63	280,491	10	88,832	19	23,556	8	20,203	6	5,444
Dairy.....	81	272,650	17	41,693	63	280,491	10	88,832	19	23,556	8	20,203	6	5,444
Animal-specialty.....	9	14,952	17	41,693	63	280,491	10	88,832	19	23,556	8	20,203	6	5,444
Stock-ranch.....	12	21,980	3	8,933	6	11,792	28	7,984	26	53,134	3	4,098	6	10,620
Poultry.....	316	141,819	141	37,905	111	36,819	16	11,372	389	166,430	69	72,843	118	48,888
Self-sufficing.....	99	39,901	84	119,569	69	48,853	16	11,372	355	166,430	69	72,843	124	78,025
Abnormal.....														
Crops (incl. plants, flowers, etc.), sold or traded:	1,549	847,029	4,780	4,109,738	1,443	709,887	3,942	5,822,447	2,745	1,658,268	3,910	2,841,147	2,244	1,480,609
All types.....	426	184,012	556	489,371	177	72,299	49	28,688	500	101,944	187	93,910	267	120,061
General.....	14	7,506	331	256,191	113	3,299	1,037	1,437,697	42	17,726	1,375	770,343	1,694	1,253,603
Cash-grain.....	563	312,318	3,057	2,818,285	967	83,078	2,821	4,342,024	47	1,301,632	2,236	1,939,772	6	4,966
Cotton.....	124	96,102	474	807,904	22	11,049	5	836,652	6	6,905	8	20,203	4	23,264
Crop-specialty.....	81	36,298	12	7,180	41	11,413	7	4,220	19	15,224	7	2,008	6	3,242
Fruit.....	9	14,952	17	41,693	63	280,491	10	88,832	19	23,556	8	20,203	6	5,444
Truck.....	81	272,650	17	41,693	63	280,491	10	88,832	19	23,556	8	20,203	6	5,444
Dairy.....	9	14,952	17	41,693	63	280,491	10	88,832	19	23,556	8	20,203	6	5,444
Animal-specialty.....	9	14,952	17	41,693	63	280,491	10	88,832	19	23,556	8	20,203	6	5,444
Stock-ranch.....	12	21,980	3	8,933	6	11,792	28	7,984	26	53,134	3	4,098	6	10,620
Poultry.....	202	35,772	102	9,485	71	6,179	11	1,057	260	26,594	40	4,103	80	3,861
Self-sufficing.....	75	9,068	71	18,591	44	7,241	12	4,406	195	63,730	62	21,715	81	15,764
Abnormal.....														
Livestock, sold or traded:	605	63,717	1,073	132,175	398	38,241	217	47,040	887	97,211	687	114,346	778	91,494
All types.....	233	23,726	234	36,904	78	7,746	17	2,183	307	34,143	54	5,401	183	20,205
General.....	8	1,360	32	3,085	10	510	46	18,687	8	501	222	10,246	482	30,778
Cash-grain.....	148	8,726	607	59,515	225	14,158	139	18,990	352	23,068	375	82,172	5	363
Cotton.....	25	1,121	78	0,054	5	285	4	108	12	1,330	8	501	5	265
Crop-specialty.....	71	17,801	16	22,708	42	10,782	9	6,600	63	21,676	3	400	89	17,006
Fruit.....	9	6,074	16	22,708	42	10,782	9	6,600	63	21,676	3	400	89	17,006
Truck.....	9	6,074	16	22,708	42	10,782	9	6,600	63	21,676	3	400	89	17,006
Dairy.....	9	6,074	16	22,708	42	10,782	9	6,600	63	21,676	3	400	89	17,006
Animal-specialty.....	9	6,074	16	22,708	42	10,782	9	6,600	63	21,676	3	400	89	17,006
Stock-ranch.....	9	6,074	16	22,708	42	10,782	9	6,600	63	21,676	3	400	89	17,006
Poultry.....	80	3,075	19	1,010	21	793	1	60	74	4,189	15	60	3	116
Self-sufficing.....	25	1,031	9	1,236	16	3,917	1	500	56	4,239	17	0,338	32	10,970
Abnormal.....														
Livestock products, sold or traded:	1,287	317,517	3,198	817,681	1,071	340,131	1,528	195,413	2,233	669,494	1,204	91,768	1,811	581,138
All types.....	407	65,094	450	80,129	162	30,384	46	10,347	495	134,559	99	0,504	261	79,490
General.....	12	820	141	7,434	72	3,248	307	35,884	20	2,857	378	28,531	1,043	138,700
Cash-grain.....	390	22,702	2,073	104,332	640	37,180	1,039	61,113	1,095	107,140	677	28,080	5	623
Cotton.....	87	4,775	348	39,745	8	131	8	131	8	131	8	131	4	2,782
Crop-specialty.....	81	188,589	13	7,770	63	248,609	10	80,747	100	320,135	8	14,788	121	332,796
Fruit.....	9	6,074	16	22,708	42	10,782	9	6,600	63	21,676	3	400	89	17,006
Truck.....	81	272,650	17	41,693	63	280,491	10	88,832	19	23,556	8	20,203	6	5,444
Dairy.....	9	6,074	16	22,708	42	10,782	9	6,600	63	21,676	3	400	89	17,006
Animal-specialty.....	9	6,074	16	22,708	42	10,782	9	6,600	63	21,676	3	400	89	17,006
Stock-ranch.....	12	13,358	3	7,346	6	9,972	17	1,102	26	89,422	3	4,181	6	7,489
Poultry.....	238	13,000	76	3,028	69	4,055	9	3,334	184	20,331	22	810	83	6,802
Self-sufficing.....	63	4,945	30	2,172	41	5,166	9	3,334	184	20,331	22	5,798	70	10,762
Abnormal.....														
Forest products sold:	102	25,352	184	113,162	175	43,798	48	10,987	439	59,375	210	50,446	332	53,954
All types.....	40	14,796	38	14,081	59	13,468	4	1,440	167	20,821	39	6,447	100	19,443
General.....	1	30	2	104	7	514	14	1,895	5	980	56	8,559	179	19,698
Cash-grain.....	24	3,091	102	8,044	67	6,732	27	7,429	184	17,069	89	10,196	3	106
Cotton.....	7	1,285	28	3,388	1	50	2	320	1	337	1	337	1	337
Crop-specialty.....	5	694	1	50	2	320	11	3,432	3	840	1	222	25	5,923
Fruit.....	1	50	2	356	11	3,432	15	3,587	15	3,587	1	222	2	20
Truck.....	1	50	2	356	11	3,432	15	3,587	15	3,587	1	222	2	20
Dairy.....	11	626	3	35	9	562	3	238	3	238	6	877	1	13
Animal-specialty.....	4	4,880	8	87,104	20	18,770	1	223	26	7,621	19	24,145	13	8,086
Stock-ranch.....														
Poultry.....														
Self-sufficing.....														
Abnormal.....														
Farm products used by operator's family:	1,605	457,991	4,580	821,985	1,501	335,166	3,820	578,207	3,021	922,568	3,720	786,037	2,257	823,089
All types.....	431	134,338	561	123,124	181	48,320	55	15,836	519	167,817	190	50,610	275	98,665
General.....	14	3,570	331	42,081	113	1,200	1,037	136,238	47	11,564	1,384	241,209	1,695	419,827
Cash-grain.....	531	141,708	280	507,140	100	14,838	1,005	410,748	47	476,828	2,060	452,015	6	1,287
Cotton.....	117	33,164	2,878	84,804	942	212,003	2,697	410,748	1,513	1,050	5	1,197	4	1,197
Crop-specialty.....	81	29,318	141	25,901	20	2,950	0	3,005	19	5,024	8	2,815	6	1,950
Fruit.....	9	2,530	16	3,610	62	15,355	10	3,885	108	37,952	8	2,815	121	42,714
Truck.....	80	29,318	16	3,610	62	15,355	10	3,885	108	37,952	8	2,815	121	42,714
Dairy.....	9													

AGRICULTURE—NORTH CAROLINA

FAMILY; AND RECEIPTS FROM BOARDERS, ETC.; 1929, BY TYPE OF FARM—Continued

beginning of this table)

GATES		GRAHAM		GRANVILLE		GREENE		GUILFORD		HALIFAX		HARNETT		HAYWOOD		HENDEKSON	
Farms reporting	Value	Farms reporting	Value	Farms reporting	Value	Farms reporting	Value	Farms reporting	Value	Farms reporting	Value	Farms reporting	Value	Farms reporting	Value	Farms reporting	Value
Number	Dollars	Number	Dollars	Number	Dollars	Number	Dollars	Number	Dollars	Number	Dollars	Number	Dollars	Number	Dollars	Number	Dollars
1,395	1,498,821	604	341,675	3,533	4,497,814	3,230	3,680,420	3,626	4,300,154	4,515	5,774,292	3,832	5,255,261	1,973	1,769,406	1,761	1,213,765
415	450,024	90	70,291	96	95,858	16	15,358	8	650,443	120	132,944	133	120,900	365	343,949	306	335,306
293	265,795			182	134,350	38	13,177	57	24,713	3,216	3,512,070	2,334	2,503,132	111	79,321	26	43,876
580	697,279			3,150	4,127,195	3,154	3,034,961	1,766	46,815	985	1,702,353	1,100	2,380,263	45	187,899	21	36,282
								28	17,378			0	31,055	5	5,930	26	30,745
26	47,950	15	18,312	13	62,560			204	37,375	15	93,005	0	36,385	29	112,809	59	194,460
								20	912,713	9	20,251	0	10,590	171	278,291	8	8,813
								54	83,045	4	8,410	5	10,520	42	197,050		
50	15,410	317	140,223	55	15,272	10	1,542	476	190,260	65	10,750	90	27,643	7	13,723	17	35,805
31	20,468	182	103,749	33	54,887	12	15,382	351	186,676	101	284,002	46	27,893	372	354,206	326	383,084
1,379	826,405	436	19,293	3,488	3,344,539	3,218	3,195,672	3,251	1,969,226	4,477	4,538,804	3,781	4,171,712	1,244	385,311	1,255	251,744
413	221,175	86	6,849	94	41,817	14	7,254	610	233,751	114	64,643	133	54,695	322	81,026	359	99,331
								30	15,819			10	5,895	0	2,113	5	3,978
292	189,756			181	84,453	38	10,559	57	30,453	3,215	2,432,837	2,334	2,006,625	111	48,021	26	30,211
580	493,329			3,140	3,185,676	3,150	3,172,372	1,766	1,527,781	985	1,422,276	1,100	2,057,396	45	159,735	21	26,291
								28	14,277			0	20,898	5	3,322	26	10,125
24	11,357	14	405	9	6,571			157	25,840	13	10,200	5	2,180	19	3,775	40	13,443
								18	48,437	7	4,092	4	1,925	105	24,931	5	5,616
														27	12,274		
41	4,034	210	6,478	28	2,351	4	218	340	0,039	3	3,202	3	750	3	490	14	2,012
20	6,754	126	5,561	24	22,937	12	5,169	200	35,506	47	3,730	66	5,783	450	37,527	570	41,162
									26,315	93	107,129	27	0,550	151	14,491	189	14,725
553	85,620	364	40,938	799	57,380	277	28,811	1,390	210,203	826	90,201	694	68,259	1,278	486,815	721	89,440
234	32,284	70	13,509	54	3,279	6	1,213	428	61,022	54	7,322	08	7,263	3	68,432	268	35,534
								8	620					319	130	3	380
87	7,836			57	2,490	2	23	18	1,091	568	41,682	387	32,851	48	3,233	10	2,933
191	26,370			656	42,673	264	24,461	490	37,403	101	20,037	204	14,064	35	7,561	10	2,245
								15	1,234					2	300	10	4,482
26	16,618	15	9,577	11	2,852			146	44,006	10	3,031	8	1,545	20	15,733	48	10,490
								19	15,010	8	9,593	6	5,100	171	181,279	8	4,260
														42	145,331		
10	506	168	9,523	2	275			28	2,958	1	40	2	345	5	1,277	6	1,028
5	2,006	102	8,320	8	419	1	0	100	4,182	10	628	11	363	400	33,930	256	12,658
					383	4	1,105	76	41,297	14	1,268	8	0,138	167	31,600	102	10,030
1,228	188,025	448	16,768	1,872	168,475	1,107	72,638	2,821	1,163,271	2,196	257,901	2,045	175,712	1,469	235,480	1,352	265,568
405	82,500	82	5,571	84	11,335	12	3,967	604	151,802	102	17,903	115	14,083	336	53,591	379	59,367
								22	2,440			4	75	2	125	4	500
238	23,433			96	4,040	11	235	30	3,015	1,481	64,575	1,178	75,742	87	5,269	10	1,757
500	63,636			1,620	81,258	1,075	67,532	1,284	127,908	524	43,231	640	42,165	35	2,933	14	1,142
								25	1,210			4	182	5	622	21	2,105
26	13,947	14	971	13	48,939			204	758,240	15	75,081	9	20,830	20	82,634	59	139,281
								17	6,423	0	3,056	4	1,515	139	15,280	6	1,083
														30	15,710		
35	1,630	232	6,512	4	5,801			54	58,154	4	4,352	5	7,800	48	9,419	17	25,012
24	2,870	120	3,714	35	1,365	3	75	339	23,068	31	1,789	58	2,708	502	34,622	630	40,933
				20	16,681	0	827	235	20,981	33	47,974	28	1,006	109	14,972	107	16,211
421	39,163	213	39,726	367	47,173	121	18,672	500	68,147	229	61,080	295	37,728	297	75,568	411	50,816
148	19,390	62	11,044	22	3,610	2	442	179	29,087	33	8,329	40	7,004	101	20,826	141	21,651
								2	40					1	100	1	40
74	3,002			20	868			3	260	149	20,886	150	13,319	4	830	5	820
175	10,975			209	33,069	113	11,814	260	21,531	34	5,183	96	12,678	9	1,407	4	81
								7	107					2	80	5	340
								2	482					6	843	12	903
12	590	7	2,230	1	18			38	7,152	1	480	1	28	15	1,099	2	310
								7	824		1	250	1	9	5,198		
2	16	91	6,813	5	104			6	133								
10	5,220	53	19,630	10	9,504	6	6,416	34	1,904	4	415	2	34	82	6,072	183	12,930
								22	6,561	7	25,537	5	3,905	08	39,007	56	13,173
1,377	257,678	604	224,550	3,388	880,247	3,097	366,729	3,547	839,307	4,386	828,248	3,721	801,550	1,942	581,232	1,742	536,188
415	94,606	90	33,318	98	30,317	16	2,482	626	174,171	120	34,742	133	37,315	304	110,474	396	119,473
								29	5,788			0	989	4	1,150	5	1,700
293	41,768			175	42,493	30	2,860	56	10,986	3,142	552,090	2,258	404,595	104	22,471	24	8,304
573	102,969			3,015	734,520	3,029	368,732	1,704	406,091	938	205,626	1,158	262,375	45	16,203	21	6,522
								8	1,694			8	1,875	5	1,300	26	8,693
								27	6,389			0	2,790	20	0,824	59	21,244
26	5,438	15	5,120	13	4,130			203	54,278	15	4,421	6	1,975	102	55,093	8	2,644
								20	4,677	0	2,000			42	18,543		
														7	2,534	17	5,883
50	9,224	317	110,897	55	11,033	10	1,240	54	12,761	4	825	5	1,625	820	242,136	867	276,842
30	3,613	182	66,515	30	6,382	12	1,895	344	126,040	65	13,185	90	18,765	360	92,444	310	84,821
									85,522	93	12,694	45	9,505				

COUNTY TABLE III.—VALUE OF FARM PRODUCTS SOLD, TRADED, OR USED BY OPERATOR'S

(See note, p. 242.)

CLASS OF PRODUCT AND TYPE OF FARM (See definitions in Introduction)	HERTFORD		HOKE		HYDE		IREDELL		JACKSON		JOHNSTON		JONES	
	Farms reporting	Value	Farms reporting	Value	Farms reporting	Value	Farms reporting	Value	Farms reporting	Value	Farms reporting	Value	Farms reporting	Value
	Number	Dollars	Number	Dollars	Number	Dollars	Number	Dollars	Number	Dollars	Number	Dollars	Number	Dollars
All products (sold, traded, or used by operator's family):	2,086	2,373,570	1,846	2,054,629	975	902,709	3,755	3,521,402	1,940	1,023,270	7,421	9,674,955	1,925	1,499,312
All types.....	104	123,580	64	72,048	390	422,301	514	541,043	245	218,920	217	206,229	87	90,131
General.....			5	4,475	72	80,553	27	27,974			13	8,155		
Cash-grain.....	169	120,267	1,453	1,541,949	310	224,680	2,074	2,403,389			3,277	3,854,443	82	46,449
Cotton.....	1,768	2,084,161	224	339,989	86	92,443	101	109,677	3	897	3,725	5,424,090	1,084	1,294,437
Crop-specialty.....			19	39,409					6	3,643				
Fruit.....			11	13,149					4	10,171				
Truck.....									8	17,956				
Dairy.....	4	14,373			20	46,787	13	37,423	48	76,658	7	11,185	14	20,034
Animal-specialty.....					6	9,408	27	59,529			4	8,566		
Stock-ranch.....					61	13,912	225	75,703	1,196	511,565	89	27,232	37	11,724
Poultry.....			48	16,108	30	12,625	116	100,246	430	188,400	55	38,501	21	20,937
Self-sufficing.....	29	9,771	22	26,902										
Abnormal.....	12	21,418												
Crops (incl. plants, flowers, etc.), sold or traded:	2,073	1,937,429	1,817	1,642,172	942	530,751	3,628	2,013,845	954	85,698	7,355	7,697,587	1,295	1,031,521
All types.....	102	60,300	61	39,358	386	232,539	504	211,747	201	35,450	239	154,026	84	39,362
General.....			5	3,467	72	62,959	27	17,064			13	7,180		
Cash-grain.....	169	97,137	1,449	1,294,742	310	153,323	2,074	1,618,308			3,270	3,060,629	81	27,323
Cotton.....	1,768	1,670,603	224	280,324	85	65,628	101	83,409	3	797	3,725	4,423,766	1,083	953,240
Crop-specialty.....			19	31,780					6	2,379				
Fruit.....			11	10,256					8	6,106				
Truck.....									2	3,375				
Dairy.....	8	2,811			10	7,666	10	11,155	34	2,067	4	1,905	7	1,300
Animal-specialty.....					6	2,392	19	7,490			3	2,502		
Stock-ranch.....					40	3,154	160	16,073	566	30,092	57	5,571	23	2,505
Poultry.....	22	1,933	30	2,375	27	3,272	81	25,248	144	7,142	35	10,688	17	7,071
Self-sufficing.....	9	4,646	18	10,870										
Abnormal.....														
Livestock, sold or traded:	279	38,461	317	21,423	453	84,641	1,628	159,738	1,087	148,852	1,336	109,061	333	55,946
All types.....	40	8,845	38	3,576	232	34,903	380	52,472	215	40,721	118	15,904	52	8,838
General.....					20	3,821	13	3,821			1	10		
Cash-grain.....	19	997	192	11,085	115	11,124	1,014	66,839			543	42,103	11	724
Cotton.....	206	26,357	63	4,805	41	4,402	43	3,162			637	47,830	246	31,248
Crop-specialty.....			9	880										
Fruit.....			2	160										
Truck.....														
Dairy.....	3	515			20	28,641	12	13,718	48	50,491	6	1,495	14	12,803
Animal-specialty.....					1	125	17	2,992			1	90		
Stock-ranch.....					14	549	64	2,464	608	36,804	16	700	5	229
Poultry.....	5	268	12	677	10	1,076	37	3,919	208	19,149	15	929	5	2,104
Self-sufficing.....	6	1,509												
Abnormal.....														
Livestock products, sold or traded:	1,413	129,974	1,000	50,145	736	97,154	2,962	465,510	1,469	121,765	4,891	353,871	921	99,862
All types.....	101	17,683	50	8,858	352	56,036	501	95,531	230	38,724	226	45,380	80	17,054
General.....			3	273	45	3,858	19	2,017			3	145		
Cash-grain.....	97	6,605	734	24,467	200	16,740	1,978	165,867			2,192	135,361	45	2,502
Cotton.....	1,183	94,915	134	6,440	62	6,271	86	7,388			2,344	144,975	742	68,548
Crop-specialty.....			15	1,215										
Fruit.....			8	718										
Truck.....														
Dairy.....	4	9,697			18	4,509	12	8,133	30	4,404	7	6,225	12	3,076
Animal-specialty.....					6	5,910	27	41,515			4	4,904		
Stock-ranch.....					35	1,934	194	9,753	897	47,333	63	3,074	27	1,615
Poultry.....	21	1,250	36	2,074	18	1,896	87	18,453	287	16,718	48	9,332	15	6,977
Self-sufficing.....	7	824	11	6,100										
Abnormal.....														
Forest products sold:	85	23,618	88	14,697	112	11,852	457	100,290	650	87,981	554	64,581	85	17,811
All types.....	18	5,244	13	2,220	75	6,013	154	39,496	140	25,078	56	14,048	17	3,924
General.....					3	156	1	115						
Cash-grain.....	4	287	44	3,480	11	654	234	26,063			154	16,515	2	130
Cotton.....	56	6,100	18	1,652	10	329	11	1,724			327	26,115	30	3,627
Crop-specialty.....			7	677										
Fruit.....														
Truck.....														
Dairy.....														
Animal-specialty.....					3	1,928	4	867	23	4,008	1	100	2	215
Stock-ranch.....					2	36	3	277			1	77		
Poultry.....					3	65	13	793	373	26,254	7	253	1	190
Self-sufficing.....	7	11,925	4	6,618	5	2,671	31	30,554	108	32,036	8	7,453	4	9,725
Abnormal.....														
Farm products used by operator's family:	2,008	344,090	1,752	326,192	926	178,311	3,597	782,019	1,935	584,074	7,096	1,480,095	1,217	204,172
All types.....	104	31,593	64	19,636	389	92,760	514	141,797	245	78,947	245	66,371	87	20,053
General.....			3	735	61	9,759	26	4,957			10	850		
Cash-grain.....	152	16,271	1,385	238,175	285	42,339	2,523	526,252			3,103	599,335	70	15,680
Cotton.....	1,707	286,126	205	48,978	75	15,915	100	13,994	1	100	3,580	781,374	996	237,774
Crop-specialty.....			17	4,957										
Fruit.....			11	2,015										
Truck.....														
Dairy.....	4	1,350												
Animal-specialty.....					20	4,143	12	3,550	48	15,098	7	1,400	12	3,180
Stock-ranch.....					6	975	27	7,255			4	993		
Poultry.....					61	8,210	225	46,620	1,196	870,482	89	17,694	37	7,125
Self-sufficing.....	29	6,320	48	10,832	20	3,710	112	22,072	428	118,415	54	10,399	16	5,460
Abnormal.....	12	2,515												
RECEIPTS FROM BOARDERS, LODGERS, ETC.	3	540	29	5,393	24	2,964	41	5,909	63	10,319	61	9,584	12	1,243
All types.....			6	854	9	1,080	7	455	18	2,223	4	538	2	200
General.....														
Cash-grain.....														
Cotton.....			18	1,753	9	1,160	27	3,354			25	2,704	9	693
Crop-specialty.....	2	90	1	50	2	110					31	6,202		
Fruit.....														
Truck.....														
Dairy.....														
Animal-specialty.....														

AGRICULTURE—NORTH CAROLINA

FAMILY; AND RECEIPTS FROM BOARDERS, ETC.; 1929, BY TYPE OF FARM—Continued

beginning of this table]

LEE		LENOIR		LINCOLN		M'DOWELL		MACON		MADISON		MARTIN		MECKLENBURG		MITCHELL		
Farms reporting	Value	Farms reporting	Value	Farms reporting	Value	Farms reporting	Value	Farms reporting	Value	Farms reporting	Value	Farms reporting	Value	Farms reporting	Value	Farms reporting	Value	
Number	Dollars	Number	Dollars	Number	Dollars	Number	Dollars	Number	Dollars	Number	Dollars	Number	Dollars	Number	Dollars	Number	Dollars	
1,565	1,380,745	3,663	4,392,423	2,410	2,814,868	1,192	738,872	1,728	841,198	2,950	1,952,311	3,124	3,124,788	3,541	4,313,270	1,758	808,224	1
100	89,561	99	100,032	120	119,056	216	204,087	184	147,314	455	374,429	463	60,463	181	202,524	101	167,109	2
839	608,878	145	98,718	2,094	2,320,315	3	3,155	4	2,519	954	712,500	115	118,662	2,797	2,825,426	10	6,316	3
427	549,378	3,329	3,989,334	6	6,395	3	5,385	7	7,856	6	9,145	2,357	2,387,735	12	13,324	16	18,595	4
10	13,753	3	2,752	3	3,260	5	2,221	23	21,071	8	9,145	22	40,093	22	40,093	3	3,301	5
3	1,855	13	90,762	13	54,237	22	55,838	16	34,331	15	30,800	222	970,314	9	25,987	4	8,434	6
4	22,933	4	6,581	6	9,025	4	6,561	23	22,287	82	159,582	10	18,791	22	48,558	32	98,692	7
5	5,051	4	6,581	6	8,006	10	15,607	3	2,945	13	17,536	22	48,558	22	48,558	3	2,068	8
94	35,027	43	9,201	104	25,678	636	319,408	1,182	461,235	1,131	470,106	31	8,477	117	44,490	970	410,774	9
83	54,309	27	95,043	50	58,894	223	107,672	280	131,263	294	178,033	23	30,658	148	110,588	553	244,222	10
1,501	847,874	3,613	3,369,071	2,325	1,831,025	898	114,412	733	70,910	2,379	648,433	2,585	2,389,798	3,389	2,388,672	1,080	97,346	11
94	27,492	91	33,934	116	47,073	212	49,712	141	10,065	431	103,385	86	22,300	175	76,374	175	31,369	12
839	379,853	144	76,494	2,094	1,748,320	3	1,915	4	1,500	953	403,119	114	95,827	2,797	2,100,946	10	2,852	13
426	411,400	3,329	3,203,070	6	4,230	3	2,875	7	5,060	6	6,271	2,361	2,261,179	12	9,273	16	11,058	14
9	11,231	3	2,462	3	2,778	5	1,200	22	10,606	6	6,271	22	31,900	22	92,846	3	2,066	15
3	1,200	10	0,722	11	6,358	15	2,346	10	1,113	10	2,401	175	92,846	7	4,269	2	67	16
2	500	2	801	3	755	3	660	10	2,002	68	21,570	13	3,043	7	2	2	3,121	17
8	500	11	820	45	4,413	42	14,060	452	25,343	757	86,906	13	3,000	13	3,000	1	20	18
64	5,107	23	41,888	42	14,060	138	9,004	81	5,375	146	23,754	19	5,318	78	8,929	615	33,304	19
01	10,441	618	74,447	739	78,463	418	37,648	878	97,872	1,608	280,554	318	43,208	911	196,638	940	134,308	20
801	87,931	63	9,581	70	12,729	138	12,720	162	23,666	391	67,012	18	3,134	116	16,207	167	35,431	21
08	8,246	17	832	614	45,540	8	675	8	675	2	200	2	200	2	200	573	50,598	22
285	14,683	514	52,110	1	60	2	120	3	275	401	40,021	278	32,745	3	588	5	224	23
187	10,173	11	2,504	11	2,504	16	3,407	15	7,900	15	4,037	12	0,820	140	41,008	4	840	30
1	8	3	3,805	5	4,485	4	4,400	23	12,404	82	101,486	9	17,807	9	17,807	32	21,197	31
3	460	2	58	2	607	179	8,676	507	31,041	528	26,851	3	103	20	1,328	512	33,107	32
4	270	3	73	18	12,314	67	7,590	99	14,924	100	39,859	1	200	34	7,164	202	38,483	33
29	1,336	7	5,480	17	12,314	67	7,590	99	14,924	100	39,859	1	200	34	7,164	202	38,483	34
23	2,089	3	73	18	12,314	67	7,590	99	14,924	100	39,859	1	200	34	7,164	202	38,483	35
1,094	86,850	2,170	318,438	1,812	217,037	1,035	148,254	1,406	132,127	2,495	186,610	1,571	183,057	1,945	1,063,878	1,380	81,859	36
94	13,600	97	21,030	114	26,203	208	42,001	175	37,127	438	53,017	63	13,283	100	53,287	175	23,470	37
556	23,900	63	3,541	1,552	133,767	2	240	6	368	765	40,275	44	2,138	1,360	148,969	9	255	38
306	17,474	1,970	175,980	2	72	4	85	10	1,536	6	785	11	2,599	11	2,599	2	200	39
9	304	3	80	2	42,454	22	42,360	16	10,828	15	19,787	16	5,746	222	776,710	4	6,262	40
2	200	13	72,056	13	2,760	4	526	18	1,731	78	10,078	16	5,746	7	1,620	81	3,807	41
4	20,758	3	870	5	4,804	10	11,364	3	1,072	13	10,680	22	39,264	22	39,264	4	510	42
5	2,875	14	1,221	71	3,229	591	38,841	901	53,737	937	40,435	18	798	72	5,017	807	31,129	43
63	3,322	10	38,740	44	3,196	177	11,413	200	14,929	213	11,620	14	10,815	74	35,008	344	12,413	44
55	4,297	280	26,796	224	45,485	603	56,618	351	47,776	557	77,150	154	29,349	229	25,871	385	52,805	45
338	50,074	20	4,377	30	5,711	166	24,754	73	10,208	168	25,218	22	4,251	30	6,383	89	10,037	46
53	11,811	14	930	176	22,714	4	305	1	69	150	1,435	3	2,304	130	13,602	2	148	47
104	12,818	224	15,068	1	136	1	6	3	227	2	60	2	10,947	1	87	4	59	48
85	6,913	5	2,725	1	136	2	575	2	150	16	1,435	1	232	21	1,297	8	542	49
2	60	1	75	1	136	2	575	2	150	16	1,435	1	232	3	96	8	542	50
1	75	1	136	1	136	2	575	2	150	16	1,435	1	232	3	96	8	542	51
14	464	4	228	1	68	2	180	1	69	2	60	2	10,947	2	844	2	544	52
19	17,963	4	3,468	15	10,503	295	13,002	229	13,069	170	6,181	4	86	4	153	1	30	53
1,454	358,018	3,392	608,671	2,262	442,856	1,192	382,942	1,728	492,504	2,894	769,564	2,413	479,374	3,398	698,111	1,772	589,906	54
99	28,412	99	31,110	120	27,250	216	74,900	184	57,248	452	125,797	67	17,495	180	51,273	191	57,812	55
778	177,564	121	18,921	1,948	378,959	3	1,000	7	2,084	911	219,307	101	17,087	2,633	502,311	10	2,837	56
394	108,328	3,086	543,100	2	360	5	2,000	23	7,250	6	1,900	21	4,973	11	2,220	15	4,910	57
10	2,160	3	300	2	360	5	2,000	23	7,250	6	1,900	21	4,973	11	2,220	15	4,910	58
3	325	13	3,759	13	2,725	22	7,150	16	5,400	15	4,545	16	3,450	22	21	4	1,275	59
4	1,150	4	955	6	1,025	4	925	23	5,940	80	25,005	16	3,450	9	2,245	32	10,025	60
5	1,400	4	955	6	1,025	4	925	23	5,940	80	25,005	16	3,450	9	2,245	32	10,025	61
94	24,748	43	7,059	104	18,361	636	222,975	1,182	338,045	1,131	310,673	31	5,445	117	29,058	970	303,815	62
77	18,920	23	5,467	68	11,921	223	63,227	278	72,442	286	68,412	21	2,710	142	31,760	540	156,432	63
28	5,615	30	4,777	24	22,193	5	736	38	15,753	68	12,234	17	2,735	50	11,353	28	6,021	64
12	2,000	1	40	17	2,998	2	266	9	1,671	13	1,131	17	2,735	7	1,495	5	6,009	65
7	659	24	3,587	1	140	1	140	1	140	22	2,931	17	2,735	28	6,226	1	150	66
1	1,500	1	100	1	100	1	15	1	15	1	15	1	150	1	200	1	200	67
1	280	2	300	2	193	1	135	14	2,877	15	963	3	307	3	307	14	1,287	

AGRICULTURE—NORTH CAROLINA

COUNTY TABLE III.—VALUE OF FARM PRODUCTS SOLD, TRADED, OR USED BY OPERATOR'S

[See note, p. 242.]

CLASS OF PRODUCT AND TYPE OF FARM (See definitions in Introduction)	MONTGOMERY		MOORE		NASH		NEW HANOVER		NORTHAMPTON		ONSLow		ORANGE		
	Farms report- ing	Value	Farms report- ing	Value	Farms report- ing	Value	Farms report- ing	Value	Farms report- ing	Value	Farms report- ing	Value	Farms report- ing	Value	
	Number	Dollars	Number	Dollars	Number	Dollars	Number	Dollars	Number	Dollars	Number	Dollars	Number	Dollars	
All products (sold, traded, or used by operator's family):	1,410	1,348,901	1,938	1,801,330	5,752	7,945,988	254	41,979	3,811	4,684,394	2,123	2,010,106	1,733	1,551,620	
All types.....	175	161,551	291	235,052	95	101,208	35	41,979	214	246,112	223	226,487	359	310,743	
General.....	13	7,110	3	1,933									12	11,945	
Cash-grain.....	806	951,136	345	235,632	1,104	1,166,141	4	3,188	2,953	3,664,321	130	70,748	255	140,933	
Cotton.....	79	90,418	579	680,584	4,392	5,874,201	9	8,260	597	692,689	1,534	1,557,006	551	641,939	
Crop-specialty.....	28	207,812	108	301,935	4	6,167							5	3,789	
Fruit.....	4	4,640			4	3,555	154	501,278	3	7,411	3	10,812	40	184,334	
Truck.....	7	9,990	16	155,907	14	118,391	17	274,677	4	7,939	42	56,996	7	10,384	
Dairy.....					3	3,080									
Animal-specialty.....					9	16,936	7	18,748	9	20,018	6	4,059	13	15,505	
Stock-ranch.....			6	17,979	9	16,936	7	18,748	9	20,018	6	4,059	13	15,505	
Poultry.....	195	81,126	430	161,381	90	34,126	5	1,208	13	3,426	123	35,003	339	117,062	
Self-sufficing.....	103	134,912	160	104,927	38	22,173	20	50,812	18	23,478	63	47,795	137	108,480	
Abnormal.....															
Crops (incl. plants, flowers, etc.), sold or traded:	1,921	792,944	1,736	1,029,012	5,686	5,930,960	237	496,069	3,790	3,849,220	2,048	1,171,373	1,560	688,331	
All types.....	169	34,717	277	77,747	92	53,164	33	19,700	209	137,991	219	86,987	351	109,600	
General.....	13	4,555	3	965									12	6,835	
Cash-grain.....	803	447,421	343	142,487	1,102	950,279	4	2,644	2,951	3,142,583	129	43,755	255	140,933	
Cotton.....	79	59,629	579	401,340	4,384	4,895,052	9	5,875	597	556,357	1,530	1,013,389	550	458,744	
Crop-specialty.....	28	193,813	108	270,987	4	3,119							5	2,336	
Fruit.....	4	3,486	9	3,220	3	2,815	154	419,026	2	651	3	872	43	11,084	
Truck.....	6	1,850			3	8,083	9	39,877	3	2,538	34	3,317	6	1,312	
Dairy.....					3	800									
Animal-specialty.....					8	3,004	5	3,870	9	2,942	3	580	8	1,873	
Stock-ranch.....			6	1,274	8	3,004	5	3,870	9	2,942	3	580	8	1,873	
Poultry.....	140	12,058	299	23,844	57	5,881	4	462	5	466	76	6,699	239	19,060	
Self-sufficing.....	73	14,533	112	17,148	25	7,883	14	4,015	14	5,702	55	10,274	38	13,908	
Abnormal.....															
Livestock, sold or traded:	547	49,938	705	71,246	515	43,095	89	73,385	674	49,673	637	93,662	597	77,819	
All types.....	124	16,282	207	22,494	37	6,811	23	3,342	84	9,701	118	18,222	218	25,389	
General.....	3	421	1	134									5	4,233	
Cash-grain.....	260	18,755	87	5,317	105	6,502	1	20	361	22,159	10	853	69	9,285	
Cotton.....	38	1,322	151	11,619	342	22,418			89	6,754	443	40,682	152	9,285	
Crop-specialty.....	10	850	17	1,393	2	525									
Fruit.....							45	20,825							
Truck.....	7	4,110	8	11,203	11	3,070	12	9,935	1	50	2	177	39	7,182	
Dairy.....					3	814			3	3,320	30	18,910	7	6,624	
Animal-specialty.....															
Stock-ranch.....			3	445	1	150			2	100	3	250	2	400	
Poultry.....	60	3,056	178	6,430	8	800	1	10	10	10	21	975	70	2,618	
Self-sufficing.....	43	4,620	53	12,311	6	1,915	8	39,263	3	7,079	10	13,593	33	21,633	
Abnormal.....															
Livestock products, sold or traded:	1,053	94,158	1,313	253,990	2,181	218,616	155	261,287	2,305	183,321	1,744	285,357	1,432	305,119	
All types.....	170	20,101	275	33,921	70	8,656	20	8,074	204	40,066	220	51,074	351	73,587	
General.....	10	429	2	134									9	1,342	
Cash-grain.....	541	28,855	184	10,995	402	18,337	2	99	1,650	92,158	89	7,044	198	12,278	
Cotton.....	63	6,629	319	20,352	1,607	72,003	3	620	405	27,704	1,247	158,724	444	31,711	
Crop-specialty.....	13	1,133	43	5,780	4	673									
Fruit.....	1	80					87	17,387							
Truck.....			16	136,940	14	103,083	17	216,017	3	5,798	3	8,463	56	152,092	
Dairy.....					3	1,013			4	1,131	42	18,295	7	778	
Animal-specialty.....															
Stock-ranch.....			6	14,165	9	10,107	7	12,453	9	14,791	5	2,670	13	10,472	
Poultry.....	174	8,394	357	20,432	54	2,172	1	95	10	690	93	5,470	253	13,676	
Self-sufficing.....	75	18,562	111	16,271	18	2,575	9	3,522	11	1,119	45	3,602	97	8,725	
Abnormal.....															
Forest products sold:	220	101,998	368	65,656	254	32,899	28	8,813	379	86,840	127	23,697	439	85,359	
All types.....	64	12,525	125	20,412	20	4,926	11	1,998	45	6,346	27	3,470	143	23,413	
General.....	70	7,987	37	4,347	48	4,618			250	20,048	6	214	62	4,520	
Cash-grain.....	14	1,032	59	8,597	173	18,316	1	240	75	6,019	71	8,656	130	10,868	
Cotton.....	1	4,000	7	2,420	1	425									
Crop-specialty.....															
Fruit.....							11	2,247							
Truck.....	2	400	1	350	1	225	2	1,250	1	187		8	1,048	1	80
Dairy.....															
Animal-specialty.....															
Stock-ranch.....			1	70	4	315	2	850	1	180	7	507	4	95	
Poultry.....	34	2,192	81	5,453	4	815	3	185	3	185	8	9,802	30	2,040	
Self-sufficing.....	35	73,802	45	24,006	7	4,074	1	28	4	6,895				35,625	
Abnormal.....															
Farm products used by operator's family:	1,346	809,770	1,833	478,427	5,425	1,120,418	241	62,876	3,576	542,340	1,998	488,017	1,706	394,992	
All types.....	175	48,916	289	80,478	95	27,657	38	8,865	214	51,014	223	66,734	359	34,724	
General.....	10	1,725	3	700									12	2,785	
Cash-grain.....	755	148,118	319	72,486	1,034	186,315	3	425	2,784	357,373	117	18,882	252	56,413	
Cotton.....	73	22,299	536	154,776	4,143	806,412	9	1,525	535	95,855	1,424	335,555	528	125,331	
Crop-specialty.....	26	8,111	82	21,355	4	1,425									
Fruit.....	3	1,080			3	750	146	41,793							
Truck.....	7	1,600	14	4,194	14	3,950	16	4,598	3	725	3	1,300	56	11,626	
Dairy.....					3	450			2	450	40	9,926	7	2,175	
Animal-specialty.....															
Stock-ranch.....			6	2,025	9	2,775	7	1,575	9	2,035	5	1,150	13	2,665	
Poultry.....	195	54,526	430	105,222	90	24,958	5	711	13	2,205	123	21,946	339	79,868	
Self-sufficing.....	102	23,395	164	35,191	30	5,726	17	3,384	16	2,033	63	10,524	136	28,605	
Abnormal.....															
RECEIPTS FROM BOARDERS, LODGERS, ETC.	35	4,399	45	4,567	51	26,691	9	2,890	37	8,617	28	4,327	32	3,174	
All types.....	3	125	12	1,245	2	480	1	104	4	440	3	215	12	1,179	
General.....	16	1,835	8	820	7	8,995			27	7,537	1	600	9	480	

AGRICULTURE—NORTH CAROLINA

FAMILY; AND RECEIPTS FROM BOARDERS, ETC.; 1929, BY TYPE OF FARM—Continued

beginning of this table]

PAMLICO		PASQUOTANK		PENDER		PERQUIMANS		PERSON		PITT		POLK		RANDOLPH		RICHMOND	
Farms reporting	Value	Farms reporting	Value	Farms reporting	Value	Farms reporting	Value	Farms reporting	Value	Farms reporting	Value	Farms reporting	Value	Farms reporting	Value	Farms reporting	Value
Number	Dollars	Number	Dollars	Number	Dollars	Number	Dollars	Number	Dollars	Number	Dollars	Number	Dollars	Number	Dollars	Number	Dollars
878	1,201,335	1,138	1,540,788	1,939	1,705,591	1,211	1,178,475	2,776	3,146,768	6,884	7,288,647	1,091	2,804,074	3,744	2,804,074	1,708	1,607,756
210	178,038	439	469,394	470	462,566	442	460,309	33	28,095	65	55,833	128	108,761	991	844,100	56	48,317
7	12,674													125	102,299		
140	76,272	113	43,358	126	75,610	422	333,678			127	50,402	741	602,592	120	80,117	1,390	1,188,161
400	850,198	347	759,502	380	391,376	248	279,017	2,640	3,046,650	6,347	6,971,296			570	575,629	38	37,930
				192	272,279							15	19,328			37	199,131
4	4,204	17	33,365	130	140,121					3	4,480	8	5,530	9	3,072	5	4,580
		9	83,913	14	111,289					11	95,503	8	25,033	94	250,369	23	83,318
5	11,513	28	53,078	48	65,277	29	53,322			12	11,002			24	37,825		
8	10,068	21	31,482	7	9,421									67	110,923	5	8,034
62	15,049	60	15,185	400	101,653	46	10,218	72	27,016	92	21,400	145	53,449	1,187	463,178	69	19,025
42	42,719	98	51,500	172	60,993	21	27,931	31	44,407	27	38,615	40	37,050	557	313,562	95	78,710
839	867,938	1,088	930,753	1,741	941,706	1,198	606,917	2,735	2,257,630	6,586	6,126,082	1,011	447,534	2,800	847,981	1,639	1,203,047
205	30,209	434	228,153	465	234,426	438	185,135	32	8,940	55	23,850	122	30,963	929	250,729	54	15,480
7	10,140													125	59,488		
140	52,906	113	28,063	126	51,616	420	207,450			125	77,337	741	378,568	120	52,559	1,389	930,093
400	696,472	347	605,936	380	201,126	248	192,683	2,639	2,235,417	6,340	6,004,750			568	355,450	37	28,141
				192	113,703							15	12,530			37	100,820
4	2,595	17	27,213	130	113,703					3	4,261	8	3,719	9	4,760	5	3,345
		5	8,013	10	10,102					7	5,268	3	533	66	16,228	11	3,912
4	3,022	23	14,241	41	11,052	29	12,314			7	741			17	3,500		
7	1,870	17	3,225	5	948									49	10,385	3	824
39	2,516	54	3,325	271	20,322	30	2,847	43	4,804	35	2,218	95	8,199	656	67,188	20	2,352
33	8,208	78	12,679	121	14,703	24	6,479	21	8,460	14	7,007	30	3,975	270	27,714	74	18,465
366	63,496	602	140,668	494	64,977	608	94,310	508	30,155	339	47,109	259	21,791	1,509	158,689	290	24,127
118	15,131	309	46,394	100	26,116	277	50,463	17	1,947	22	3,518	60	6,734	651	73,138	32	4,207
1	1,500													46	3,771		
40	2,136	24	1,466	7	307	214	19,933			6	361	140	10,318	24	2,870	198	12,294
168	31,970	195	38,206	62	5,188	76	9,631	470	26,249	287	31,651			210	13,595	6	414
				48	4,900									6	491	5	153
3	93	7	2,167	60	4,357									2	61		
		8	14,028	10	4,678					7	6,451	4	1,990	64	18,881	13	3,120
5	6,501	25	17,644	34	16,045	24	13,553			11	4,413			23	17,034		
5	915	11	1,641	4	675									28	5,273	2	174
17	872	8	629	48	1,850		267	9	314	4	375	30	1,615	330	15,150	15	512
19	4,681	18	18,261	31	1,765	6	563	10	1,045	2	430	11	582	120	8,008	19	3,173
728	82,845	991	258,441	1,513	258,546	1,117	196,966	1,780	97,539	2,311	272,818	802	66,161	3,242	666,824	864	134,393
202	27,353	423	90,096	447	78,152	436	105,082	32	5,477	54	11,663	110	15,724	975	196,592	50	10,837
4	494													105	12,223		
104	5,989	77	4,524	78	4,193	367	39,150			32	1,011	531	22,012	75	6,370	677	35,923
329	34,610	297	55,064	152	17,103	225	30,407	1,653	75,785	2,140	108,482			470	53,077	17	809
				162	11,259							11	1,215	7	878	9	2,204
3	103	12	1,855	104	71,625							4	300	8	878	1	85
		9	58,202	14	28,890							8	20,335	94	190,228	23	70,938
5	652	27	15,107	47	28,890	29	18,061			11	3,408			22	8,484		
4	5,263	21	23,167	7	8,148									67	81,267	5	6,848
43	2,370	56	2,102	260	8,635	44	2,024	52	2,507	46	3,001	101	4,168	1,004	81,123	32	1,338
30	6,041	69	6,284	117	7,171	16	1,835	23	13,770	11	4,474	31	2,407	414	36,576	50	5,227
105	39,463	173	35,274	156	63,628	160	39,642	303	49,778	486	62,450	126	31,016	689	190,653	128	42,974
50	10,054	101	22,092	60	14,436	93	15,612	9	2,222	18	3,412	47	9,110	311	50,430	19	3,200
														15	881		
5	367	9	327	2	125	20	3,084			1	8	34	4,030	12	705	77	6,969
34	10,524	38	6,286	20	1,322	19	3,174	278	34,757	440	35,895			93	8,535	3	641
				25	7,168							2	130	1	40	1	40
1	225	1	60	2	483							2	275	1	40	1	200
		3	1,670	2	21,050					2	100			20	3,568	2	74
1	20	9	1,426	2	700	4	444			4	485			3	1,530		
4	265	2	258	20	1,180	6	441	5	632	6	251	25	1,171	117	5,140	8	730
10	17,978	9	6,133	17	17,164	9	16,887	11	12,167	15	22,299	16	16,300	105	118,844	17	31,060
839	157,590	1,061	174,634	1,890	376,734	1,168	235,641	2,548	711,666	5,842	780,098	1,070	285,300	3,677	939,987	1,464	263,215
210	45,291	431	82,159	470	109,436	442	110,017	33	9,500	65	13,440	128	37,230	990	273,211	55	14,387
5	630													115	25,936		
194	14,874	68	8,945	113	19,285	300	64,016			111	11,685	721	187,664	109	23,607	1,183	193,292
373	76,622	320	54,010	355	75,788	229	43,222	2,413	674,442	5,528	730,618			542	144,972	30	7,931
				187	41,978							15	4,906			20	5,815
4	1,128	14	2,070	128	16,319	</											

AGRICULTURE—NORTH CAROLINA

COUNTY TABLE III.—VALUE OF FARM PRODUCTS SOLD, TRADED, OR USED BY OPERATOR'S

[See note, p. 242,

CLASS OF PRODUCT AND TYPE OF FARM (See definitions in Introduction)	ROBESON		ROCKINGHAM		ROWAN		RUTHERFORD		SAMPSON		SCOTLAND		STANLY	
	Farms reporting	Value	Farms reporting	Value	Farms reporting	Value	Farms reporting	Value	Farms reporting	Value	Farms reporting	Value	Farms reporting	Value
	Number	Dollars	Number	Dollars	Number	Dollars	Number	Dollars	Number	Dollars	Number	Dollars	Number	Dollars
All products (sold, traded, or used by operator's family):	7,529	9,445,938	3,990	4,282,284	3,157	3,597,494	3,556	3,391,307	5,890	6,246,337	1,888	1,724,628	2,290	2,460,080
All types	7,529	9,445,938	3,990	4,282,284	3,157	3,597,494	3,556	3,391,307	5,890	6,246,337	1,888	1,724,628	2,290	2,460,080
General	111	117,221	117	114,033	69	849,285	227	197,008	392	539,085	27	49,082	605	10,578
Cash-grain	7	8,547	3	2,423	10	22,004	21	2,721,226	15	9,108	5	6,466	15	10,578
Cotton	3,714	4,420,869	3,542	3,820,065	10	20,761	21	24,081	3,615	3,716,790	1,771	1,610,172	1,255	1,263,206
Crop-specialty	3,407	4,723,704	3,542	3,820,065	14	5,507	0	11,618	1,273	1,421,497	27	34,200	26	47,051
Fruit					4	45,991			67	98,533	3	24,248		
Truck	23	30,544	3	4,088	14	45,991	50	174,891	147	208,822	24	27,899		
Dairy	10	53,811	5	18,291	48	231,902	17	23,708	3	20,234			17	113,815
Animal-specialty	3	4,835			11	42,005			17	23,708			5	10,645
Stock-ranch			7	13,346	27	51,170	14	16,110	10	13,770			27	63,993
Poultry					259	122,823	349	146,373	217	61,601			256	115,832
Self-sufficing	141	88,742	190	76,813	259	122,823	349	146,373	217	61,601	14	4,978	84	71,074
Abnormal	53	47,365	61	73,659	254	136,549	131	100,094	134	75,027				
Crops (incl. plants, flowers, etc.), sold or traded:	7,435	7,768,510	3,844	2,838,303	3,027	1,911,783	3,400	2,046,351	5,750	4,725,023	1,888	1,513,921	2,191	1,183,099
All types	7,435	7,768,510	3,844	2,838,303	3,027	1,911,783	3,400	2,046,351	5,750	4,725,023	1,888	1,513,921	2,191	1,183,099
General	103	53,293	111	40,292	18	362,607	210	68,601	384	316,272	27	28,582	600	325,298
Cash-grain	7	6,479	3	1,448	10	10,987	21	1,879,019	15	7,257	5	5,395	15	6,730
Cotton	3,707	3,806,293	3,541	2,756,704	1,814	1,906,438	21	14,447	3,614	2,909,536	1,704	1,404,219	1,255	737,288
Crop-specialty	3,400	3,853,284	3,541	2,756,704	4	10,449	0		1,273	1,144,381	27	23,013	26	35,348
Fruit					4	4,157			67	77,007	3	23,982		
Truck	23	24,196	3	3,190	14	36,925	9	7,940	140	233,449	23	24,416		
Dairy	7	5,046	20	9,047	40	28,710	43	23,814	2	212			15	6,109
Animal-specialty	2	728	4	4,748	10	13,170			15	4,092			4	2,796
Stock-ranch			5	1,025	20	7,078	9	2,621	7	2,903			24	11,319
Poultry			112	11,650	210	28,285	251	27,629	142	13,007	7	445	200	28,727
Self-sufficing	70	6,494	46	11,193	190	35,365	93	22,280	85	10,792	12	2,903	52	14,480
Abnormal	41	12,697			190									
Livestock, sold or traded:	838	71,448	735	72,715	1,490	211,822	1,011	86,112	1,121	124,263	145	12,418	1,161	113,183
All types	838	71,448	735	72,715	1,490	211,822	1,011	86,112	1,121	124,263	145	12,418	1,161	113,183
General	60	10,646	61	10,376	516	92,293	143	16,933	183	29,024	10	2,168	443	42,557
Cash-grain			1	350	5	488			1	70	1	210	2	140
Cotton	322	25,051	606	36,304	701	90,898	668	42,681	187	19,653	8	717	16	1,465
Crop-specialty	416	28,456			5	270	10	1,178	12	867	1	20		
Fruit					9	979	4	103	22	2,780	2	125		
Truck	2	1,936	2	172	8	979	4	103	3	1,450			13	11,316
Dairy	6	1,043	17	6,005	38	12,306	35	6,173	15	11,374			5	5,676
Animal-specialty	8	1,175	5	12,300	10	20,373								
Stock-ranch			1	20	16	4,472	3	127	3	322			17	1,141
Poultry			1	250	101	1,626	104	4,343	33	1,573	3	270	88	3,398
Self-sufficing	10	1,345	27	6,178	86	8,895	44	14,024	22	0,381	3	289	35	11,151
Abnormal	8	1,705	15	6,178										
Livestock products, sold or traded:	3,788	337,611	2,092	271,948	2,348	534,551	2,559	373,520	3,964	299,915	642	35,827	1,881	345,116
All types	3,788	337,611	2,092	271,948	2,348	534,551	2,559	373,520	3,964	299,915	642	35,827	1,881	345,116
General	98	19,086	107	20,000	672	153,868	222	32,003	342	62,085	25	7,542	572	111,353
Cash-grain	4	318	1	250	10	1,190			7	241	2	185	5	348
Cotton	1,642	67,199	1,203	132,625	1,203	132,625	1,861	170,292	2,464	146,155	572	20,103	997	82,973
Crop-specialty	1,000	191,398	1,790	99,487	2	120	18	1,400	767	44,825	13	3,415	23	2,208
Fruit					2	120			51	3,843	1	40		
Truck	12	1,001	1	20	11	3,355	0	475	80	3,733	10	1,053		
Dairy	10	45,942	32	131,498	48	179,773	50	128,174	3	17,637			17	90,142
Animal-specialty	3	1,382	3	468	10	4,436			16	4,401			4	688
Stock-ranch			7	10,401	27	34,452	14	10,284	10	8,551			27	40,115
Poultry			200	11,973	200	11,973	260	17,270	151	5,186	11	698	180	12,080
Self-sufficing	83	4,205	104	5,885	160	11,044	96	13,517	83	3,208	8	2,791	56	5,233
Abnormal	27	7,079	47	3,628										
Forest products sold:	382	49,658	493	65,526	434	72,355	365	65,084	573	89,092	48	24,329	440	102,755
All types	382	49,658	493	65,526	434	72,355	365	65,084	573	89,092	48	24,329	440	102,755
General	22	6,458	46	6,700	184	35,118	69	14,203	107	24,499	9	4,275	221	59,079
Cash-grain	1	650			1	50					1	120	2	195
Cotton	101	8,783	203	35,239	203	19,821	225	25,198	195	25,248	26	6,254	157	17,941
Crop-specialty	223	10,293	414	35,239	3	209	3	510	142	7,758	4	620	4	370
Fruit					4	222			37	1,537				
Truck	1	75			3	255	6	734	7	484	1	30	4	643
Dairy	1	80	5	796	2	375			1	35			3	322
Animal-specialty	1	100			2	375			2	71				
Stock-ranch					4	35			1	30			9	1,073
Poultry			16	1,148	16	961	31	2,001	38	684	1	80	14	1,120
Self-sufficing	5	127	12	24,643	14	15,259	31	22,438	47	28,746	6	13,000	26	22,012
Abnormal	7	17,192												
Farm products used by operator's family:	6,835	1,217,813	3,778	1,040,774	3,076	866,953	3,234	820,240	6,487	1,007,439	1,400	188,133	2,255	735,927
All types	6,835	1,217,813	3,778	1,040,774	3,076	866,953	3,234	820,240	6,487	1,007,439	1,400	188,133	2,255	735,927
General	108	27,738	117	36,056	697	235,309	227	65,178	391	106,305	27	7,115	604	224,562
Cash-grain	4	900	3	875	15	3,340			10	1,540	4	550	15	3,105
Cotton	3,234	513,593	3,333	603,871	1,741	449,870	20	6,540	3,320	585,938	1,303	176,983	1,226	389,153
Crop-specialty	3,265	634,273	3,333	603,871	8	1,050			1,174	204,880	26	5,535	25	7,660
Fruit					3	4,510			64	14,679	1	200		
Truck	21	3,337	3	700	13	4,510	9	3,000	130	26,438	12	2,275		
Dairy	9	1,850	32	12,000	48	15,352	50	15,998	3	900			17	5,605
Animal-specialty	3	950	5	775	11	4,325			17	3,860			4	1,294
Stock-ranch			7	1,900	27	8,089	13	3,084	10	1,910			27	

AGRICULTURE—NORTH CAROLINA

FAMILY; AND RECEIPTS FROM BOARDERS, ETC.; 1929, BY TYPE OF FARM—Continued

beginning of this table]

STOKES		SURRY		SWAIN		TRANSYLVANIA		TYRRELL		UNION		VANCE		WAKE		WARREN	
Farms reporting	Value	Farms reporting	Value	Farms reporting	Value	Farms reporting	Value	Farms reporting	Value	Farms reporting	Value	Farms reporting	Value	Farms reporting	Value	Farms reporting	Value
Number	Dollars	Number	Dollars	Number	Dollars	Number	Dollars	Number	Dollars	Number	Dollars	Number	Dollars	Number	Dollars	Number	Dollars
3,477 74	3,788,152 62,504	3,870 268 13	3,568,338 229,821 8,177	1,114 137	630,067 130,630	681 147 20	502,692 133,755 37,385	523 138	659,909 126,450	5,228 220	4,886,266 200,541	2,241 43	2,847,245 44,309	6,259 203	7,759,630 261,714	2,805 80	2,777,407 99,170
3,242	3,636,909	2,703 20 6 25 13	2,792,747 61,803 8,375 91,913 21,430	6 4	12,971 5,440	3 13	6,480 25,373 24,096	13 41	8,624 424,762 65,840	4,089 16 15	4,173,949 17,280 19,835	225 1,900 7	160,939 2,561,586 40,797	2,228 3,269 13 27 100 5	1,770,581 4,069,498 48,656 53,979 492,098 10,061	2,003 565 3 3 3	1,776,858 831,960 4,010 15,167 5,104
6 124 31	6,876 46,337 16,466	32 626 266	54,090 197,766 99,114	719 248	336,364 146,662	3 28 205	2,542 112,209 100,852	15 41 16	14,609 12,796 6,822	51 86 95	130,904 28,835 98,910	39 27	11,654 21,060	58 187 163	124,574 60,973 266,896	23 35	8,580 36,468
3,405 69	2,696,463 20,121	3,466 254 13	2,237,351 87,413 4,039	430 105	36,350 18,501	437 129 20	81,259 31,151 22,440	493 132	361,570 37,455	5,135 221	3,094,358 102,046	2,218 42	2,241,199 24,283	6,032 190	5,561,402 114,491	2,792 70	2,103,466 55,623
3,242	2,661,477	2,697 20 6 18 10	2,028,757 55,890 6,524 5,281 2,675	2 4	268 705	3 4 11	4,873 1,632 2,630	18 257	4,555 209,394	4,687 16	2,897,095 13,431	225 1,899	121,944 2,084,591	2,226 3,267	1,241,801 3,954,282 44,256 43,514 34,775 760	2,092 564 3 3 2	1,334,823 990,651 3,247 2,290 1,120
3 72 19	484 9,094 5,287	19 207 132	4,669 24,371 16,962	259 60	13,226 3,650	160 103	9,976 8,538	12 28 12	2,124 2,247 1,381	35 53 76	23,327 6,021 25,243	26 21	2,450 7,138	31 102 106	11,490 9,307 106,730	17 32	2,025 7,787
938 41	56,681 10,417	1,237 165 2	111,456 22,197 91	493 123	54,921 23,176	405 120 15	112,558 28,531 6,355	372 120	76,100 19,201	1,733 176	175,082 33,179	449 16	26,280 1,588	1,093 106	119,081 19,341	635 49	46,154 5,723
856	43,204	750 6 1 17 13	47,571 275 97 13,573 13,895	5 4	3,489 2,975	13 14	1,020 14,232	41	24,566	32 15	7,549 12,775	3	741	6 5	19,234 8,303	1 3	160 2,649
2 20 10	49 1,332 1,589	14 184 70	1,285 8,862 3,610	263 98	16,314 8,067	144 108	8,312 53,318	13 22 10	900 811 884	30 22 30	5,905 710 16,709	11 5	302 1,515	11 24 30	2,207 1,379 9,015	5 6	380 3,290
2,789 70	147,667 10,104	3,190 257 8	313,037 41,519 605	814 131	74,808 25,808	514 138 17	73,775 24,136 2,080	473 134	92,484 20,353	3,597 222	524,108 50,281	816 24	95,441 3,973	3,248 184	772,573 48,593	1,151 92	70,096 11,010
2,589	126,346	2,155 17 5 25 12	125,724 1,318 957 67,236 1,578	6 4	7,189 300	3 4 13	817 21,071 2,959	39	11,245	45 14	93,003 2,252	7	38,072	100 3	403,567 608	3 3	11,912 925
6 100 24	4,893 4,475 1,849	32 502 177	41,671 22,927 9,442	500 173	29,585 11,924	202 134	1,053 10,191 10,668	15 35 12	7,479 2,461 1,272	51 65 64	87,300 2,922 6,925	13 15	940 4,718	58 109 87	95,210 6,477 59,005	9 10	755 1,575
263 11	21,877 2,237	395 63 2	45,946 12,307 172	527 102	88,129 20,872	179 61 5	53,233 12,975 1,400	35 15	5,813 2,804	574 112	108,770 26,444	157 13	24,662 4,255	536 66	133,150 17,051	183 15	43,793 4,350
234	18,469	249	18,494					9	526	412 2	47,866 104	12 127	702 15,715	159 227	21,378 33,001	104 51	16,057 5,740
		1 4 2	406 538 314	2 2	150 310	1 3	100 250	8	2,230	5 2	929 64			2 10 1	107 3,339 150	1	15
6 2	171 1,000	40 23	2,312 11,298	310 102	25,541 41,260	52 56	4,127 34,221	3	187	4 31	137 32,648	1 4	10 3,080	15 42	981 56,758	4 8	140 17,485
3,308 74	845,464 19,685	3,330 266 12	858,546 66,385 2,310	1,111 137	375,861 42,273	678 147 20	181,867 36,992 5,050	508 138	123,927 37,577	4,924 229	993,973 69,591	2,150 42	459,686 10,210	5,948 203	1,173,424 62,238	2,696 80	518,898 22,558
3,073	786,323	2,572 18 5 25 13	572,201 4,360 891 5,285 3,008	6 4	1,875 1,150	3 4 13	600 950 4,025	45 40	13,376	4,399 12	850,358 2,185	218 1,820	38,362 397,865	2,115 3,087 12 25 104 4	398,463 577,817 2,525 7,405 31,183 860	2,021 529 3 3 3	361,855 115,775 700 800 600
6 124 29	1,450 31,265 6,741	32 626 201	6,060 139,294 57,802	719 245	250,698 79,865	286 202	79,603 54,207	15 41 16	4,100 7,090 3,285	51 86 87	13,704 19,045 17,385	39 24	7,940 4,609	56 187 155	15,336 42,829 34,788	23 34	5,280 6,330
37 2	8,781 50	62 10	9,795 900	27 5	2,481 255	37 9	37,293 833	5	1,661	56 5	7,561 1,704	30	4,321	118 7	17,650 1,196	22 1	3,142 96
32	4,351	27	3,235					5	1,661	46	5,321	6	685 3,246	38 53	6,145 6,378	16 3	2,570 304
		1	100			1 2	1,050 825			1	160			3	480 870		
1 2	120 4,240	13 11	728 4,832	13 9	900 1,326	12 12	1,748 32,697			2 1	264 112	2	390	2 10 4	125 1,842 1,094		172

COUNTY TABLE IV.—SPECIFIED LIVESTOCK, 1930, AND LIVESTOCK PRODUCTS, 1929, BY TYPE OF FARM

[See NOTE, bottom of p. 8]

	TYPE OF FARM, BY CLASS OF ANIMALS (See definitions in Introduction)	THE STATE		ALAMANCE		ALEXANDER		ALLEGHANY		ANSON		
		Farms reporting	Animals or quantity	Farms reporting	Animals or quantity	Farms reporting	Animals or quantity	Farms reporting	Animals or quantity	Farms reporting	Animals or quantity	
1	General farms:											
2	Horses and mules, excluding colts.....number..	23, 005	45, 270	557	1, 259	214	373	399	745	105	222	
3	Cows and heifers kept mainly for milk.....number..	21, 280	47, 266	537	1, 428	255	465	479	1, 599	125	265	
4	beef.....number..	759	2, 550	14	39	9	18	21	78	2	28	
5	Other cattle, including calves.....number..	16, 344	56, 548	418	1, 288	180	468	433	2, 082	105	322	
6	Sows and gilts.....number..	7, 391	13, 531	217	310	57	89	220	339	10	14	
7	Other hogs, excl. pigs under 3 mos. old.....number..	16, 475	67, 131	315	731	147	317	276	528	72	251	
8	Cash-grain farms:											
9	Horses and mules, excluding colts.....number..	809	1, 033	24	70							
10	Cows and heifers kept mainly for milk.....number..	699	1, 333	22	63							
11	beef.....number..	29	134	2	5							
12	Other cattle, including calves.....number..	470	1, 604	20	47							
13	Sows and gilts.....number..	150	251	7	11							
14	Other hogs, excl. pigs under 3 mos. old.....number..	511	1, 910	13	39							
15	Cotton farms:											
16	Horses and mules, excluding colts.....number..	62, 194	117, 215	138	288	309	584			2, 106	4, 188	
17	Cows and heifers kept mainly for milk.....number..	40, 258	59, 072	125	241	373	638			1, 592	2, 143	
18	beef.....number..	370	1, 468	13	36	9	20			15	34	
19	Other cattle, including calves.....number..	22, 985	49, 667	92	180	255	691			888	1, 025	
20	Sows and gilts.....number..	9, 017	13, 358	51	38	36	42			103	127	
21	Other hogs, excl. pigs under 3 mos. old.....number..	33, 371	109, 937	59	148	196	445			1, 191	2, 643	
22	Crop-specialty farms:											
23	Horses and mules, excluding colts.....number..	85, 868	147, 988	908	1, 720	184	319	10	18			
24	Cows and heifers kept mainly for milk.....number..	41, 507	55, 797	778	1, 184	212	310	12	36			
25	beef.....number..	884	2, 170	8	14		6					
26	Other cattle, including calves.....number..	22, 568	40, 634	368	695	126	236	9	44			
27	Sows and gilts.....number..	18, 263	29, 970	84	37	14	17	4	6			
28	Other hogs, excl. pigs under 3 mos. old.....number..	65, 258	187, 205	730	1, 583	129	233	9	24			
29	Fruit farms:											
30	Horses and mules, excluding colts.....number..	1, 342	2, 327	3	4	78	133			0	36	
31	Cows and heifers kept mainly for milk.....number..	777	1, 318	3	3	73	136			4	11	
32	beef.....number..	19	47				8					
33	Other cattle, including calves.....number..	514	1, 426	2	8	51	113			2	10	
34	Sows and gilts.....number..	253	408	1	1	1	1					
35	Other hogs, excl. pigs under 3 mos. old.....number..	344	3, 397	1	1	39	74			5	29	
36	Truck farms:											
37	Horses and mules, excluding colts.....number..	926	1, 678	6	10			10	17			
38	Cows and heifers kept mainly for milk.....number..	521	895	4	6			10	39			
39	beef.....number..	13	29	2	3			1	1			
40	Other cattle, including calves.....number..	338	854	1	2			10	53			
41	Sows and gilts.....number..	189	375	1	1			7	10			
42	Other hogs, excl. pigs under 3 mos. old.....number..	508	2, 203	3	6			8	18			
43	Dairy farms:											
44	Horses and mules, excluding colts.....number..	2, 129	5, 252	81	202	1	2			5	18	
45	Cows and heifers kept mainly for milk.....number..	2, 460	31, 274	82	783	3	15			6	72	
46	beef.....number..	53	283	2	7							
47	Other cattle, including calves.....number..	2, 214	24, 774	75	738	2	8			5	56	
48	Sows and gilts.....number..	456	927	23	41	1	1					
49	Other hogs, excl. pigs under 3 mos. old.....number..	1, 268	5, 777	41	111	2	2			4	7	
50	Animal-specialty farms:											
51	Horses and mules, excluding colts.....number..	1, 697	4, 103	16	33	7	21	116	242	4	7	
52	Cows and heifers kept mainly for milk.....number..	1, 007	5, 032	12	29	8	18	132	563	6	17	
53	beef.....number..	309	2, 786	1	3			10	137	2	21	
54	Other cattle, including calves.....number..	1, 631	21, 119	13	53	7	46	120	2, 035	6	78	
55	Sows and gilts.....number..	853	2, 930	11	36	5	23	68	102	3	11	
56	Other hogs, excl. pigs under 3 mos. old.....number..	1, 395	13, 810	10	50	6	29	70	139	6	171	
57	Stock ranches:											
58	Horses and mules, excluding colts.....number..	110	317					12	34			
59	Cows and heifers kept mainly for milk.....number..	110	578					12	59			
60	beef.....number..	42	689					5	50			
61	Other cattle, including calves.....number..	120	5, 719					13	499			
62	Sows and gilts.....number..	48	84					3	4			
63	Other hogs, excl. pigs under 3 mos. old.....number..	87	380					8	16			
64	Poultry farms:											
65	Horses and mules, excluding colts.....number..	695	1, 266	28	60	4	8			5	9	
66	Cows and heifers kept mainly for milk.....number..	788	1, 543	30	58	4	6			8	20	
67	beef.....number..	17	78									
68	Other cattle, including calves.....number..	558	1, 652	23	49	2	4			5	34	
69	Sows and gilts.....number..	132	235	6	7					1	1	
70	Other hogs, excl. pigs under 3 mos. old.....number..	420	1, 530	13	22	4	7			5	16	
71	Self-sufficing farms:											
72	Horses and mules, excluding colts.....number..	21, 560	31, 406	312	523	271	376	238	369	53	78	
73	Cows and heifers kept mainly for milk.....number..	25, 827	38, 810	300	468	354	465	381	773	50	76	
74	beef.....number..	605	1, 180	6	11	22	25	4	6			
75	Other cattle, including calves.....number..	16, 283	33, 901	162	238	197	317	270	594	36	63	
76	Sows and gilts.....number..	2, 659	3, 711	35	38	29	31	92	122	7	9	
77	Other hogs, excl. pigs under 3 mos. old.....number..	15, 182	33, 121	147	297	157	242	200	300	30	53	
78	Abnormal and unclassified farms:											
79	Horses and mules, excluding colts.....number..	12, 691	19, 581	181	283	99	153	108	173	102	189	
80	Cows and heifers kept mainly for milk.....number..	14, 549	22, 290	173	259	153	219	254	556	90	122	
81	beef.....number..	368	2, 294	4	6	7	8	5	110			
82	Other cattle, including calves.....number..	7, 857	21, 261	91	170	65	159	154	513	55	100	
83	Sows and gilts.....number..	1, 720	3, 199	18	30	19	24	41	48	8	9	
84	Other hogs, excl. pigs under 3 mos. old.....number..	9, 062	24, 325	101	193	62	116	124	226	66	132	
85	SPECIFIED ITEMS, BY TWO TYPES OF FARMS											
86	Steers, 2 years old and over.....number..		2, 827						325			
87	Ranches.....number..		15, 415		84		60		1, 069		54	
88	All other.....number..	79	4, 559					12	602			
89	Sheep, excluding lambs.....number..	5, 683	79, 839	34	497	7	39	536	7, 775	10	134	
90	Dairy.....number..	2, 515	33, 608	84	785	3	14			5	71	
91	All other.....number..	160, 094	234, 765	1, 944	3, 599	1, 401	2, 352	1, 291	3, 395	1, 843	2, 584	
92	Of beef or dual-purpose breeding.....number..	140	1, 165	2	50							
93	Dairy.....number..	8, 177	14, 067	13	22	98	162	78	236	30	63	
94	All other.....number..	2, 515	10, 895, 908	84	468, 706	3	9, 034			5	34, 035	
95	Milk produced.....number..	160, 094	100, 126, 597	1, 944	1, 550, 516	1, 491	1, 072, 390	1, 291	1, 097, 010	1, 843	1, 093, 649	
96	Dairy.....gallons..		591		697		645				479	
97	All other.....gallons..		420		431		456		323		423	
98	Dairy.....gallons..		15, 497, 998		340, 172		3, 400				23, 150	
99	All other.....gallons..		4, 293, 847		66, 183		10, 516		27, 059		15, 629	
100	Dairy.....pounds..		184, 120		11, 911		2, 000					
101	All other.....pounds..		1, 819, 292		61, 665		43, 066		70, 236		15, 966	
102	Dairy.....pounds..		257, 175	34	6, 203	4	1, 220			7	1, 790	
103	All other.....pounds..	1, 055	6, 127, 420	2, 369	81, 118	1, 590	47, 031	1, 297	35, 936	2, 050	58, 775	
104	Chickens over 3 mos. old on farms, Apr. 1, 1930.....number..	240, 420	2, 588, 487		68, 496		10, 685				24, 020	
105	Chicken eggs produced.....dozens..		36, 712, 629		556, 977		348, 238		242, 223		324, 017	
106	Production, per chicken on hand.....dozens..		10.1		11.0		8.8				13.4	
107	All other.....dozens..		6.0		6.9		7.4		6.7		5.5	

	TYPE OF FARM, BY CLASS OF ANIMALS (See definitions in Introduction)	ASHE		AVERY		BEAUFORT		BERTIE		BLADEN		BRUNSWICK	
		Farms reporting	Animals or quantity	Farms reporting	Animals or quantity	Farms reporting	Animals or quantity	Farms reporting	Animals or quantity	Farms reporting	Animals or quantity	Farms reporting	Animals or quantity
1	General farms:												
2	Horses and mules, excluding colts..... number..	619	1, 078	138	207	220	420	223	401	234	336	231	201
3	Cows and heifers kept mainly for milk..... number..	881	2, 729	188	407	126	190	80	114	186	306	95	153
4	beef..... number..	66	206	41	79	9	32	12	31	9	20	10	84
5	Other cattle, including calves..... number..	770	3, 683	176	703	87	282	71	158	153	423	91	245
6	Sows and gilts..... number..	202	256	32	62	103	242	145	338	97	163	132	280
7	Other hogs, excl. pigs under 3 mos. old..... number..	614	1, 204	122	272	166	1, 770	153	853	196	940	167	797
8	Cash-grain farms:												
9	Horses and mules, excluding colts..... number..					52	97						
10	Cows and heifers kept mainly for milk..... number..					22	26						
11	beef..... number..					4	4						
12	Other cattle, including calves..... number..					18	15						
13	Sows and gilts..... number..					5	11						
14	Other hogs, excl. pigs under 3 mos. old..... number..					37	117						
15	Cotton farms:												
16	Horses and mules, excluding colts..... number..					340	568	506	926	552	784	51	65
17	Cows and heifers kept mainly for milk..... number..					94	107	81	103	298	370	13	17
18	beef..... number..					3	3	10	20	13	48	1	2
19	Other cattle, including calves..... number..					76	94	59	92	204	352	10	20
20	Sows and gilts..... number..					102	164	144	218	88	140	24	30
21	Other hogs, excl. pigs under 3 mos. old..... number..					222	945	312	1, 455	515	1, 728	30	83
22	Crop-specialty farms:												
23	Horses and mules, excluding colts..... number..	3	8	2	3	1, 558	2, 094	2, 409	4, 285	715	1, 093	417	570
24	Cows and heifers kept mainly for milk..... number..	4	28	5	9	390	504	376	454	408	534	141	216
25	beef..... number..			1	1	32	69	26	57	14	29	7	21
26	Other cattle, including calves..... number..	5	16	6	13	282	684	256	384	288	499	100	303
27	Sows and gilts..... number..	1	1			542	897	1, 047	1, 751	155	301	220	364
28	Other hogs, excl. pigs under 3 mos. old..... number..	3	7	3	4	962	5, 849	1, 537	7, 344	503	2, 226	305	1, 122
29	Fruit farms:												
30	Horses and mules, excluding colts..... number..			4	6								
31	Cows and heifers kept mainly for milk..... number..			6	12								
32	beef..... number..												
33	Other cattle, including calves..... number..			2	10								
34	Sows and gilts..... number..			1	2								
35	Other hogs, excl. pigs under 3 mos. old..... number..			4	11								
36	Truck farms:												
37	Horses and mules, excluding colts..... number..					2	2			3	5	25	34
38	Cows and heifers kept mainly for milk..... number..			2	2	1	1			2	2	7	10
39	beef..... number..												
40	Other cattle, including calves..... number..			1	4					2	4	7	13
41	Sows and gilts..... number..											17	48
42	Other hogs, excl. pigs under 3 mos. old..... number..			1	1					2	12	13	40
43	Dairy farms:												
44	Horses and mules, excluding colts..... number..	18	51			10	43	3	7	4	7		
45	Cows and heifers kept mainly for milk..... number..	24	190			11	182	3	33	5	33		
46	beef..... number..	2	6										
47	Other cattle, including calves..... number..	25	226			11	270	3	41	5	60		
48	Sows and gilts..... number..	7	9			3	27	2	4	3	4		
49	Other hogs, excl. pigs under 3 mos. old..... number..	17	36			4	21	1	18	3	17		
50	Animal-specialty farms:												
51	Horses and mules, excluding colts..... number..	222	437	24	37	52	170	15	27	18	32	20	50
52	Cows and heifers kept mainly for milk..... number..	251	906	26	79	39	92	12	25	18	68	14	24
53	beef..... number..	57	275	3	11	2	40	3	7	5	20	3	56
54	Other cattle, including calves..... number..	257	3, 129	20	302	39	257	12	38	18	206	18	77
55	Sows and gilts..... number..	71	86	6	13	38	174	13	58	13	55	20	92
56	Other hogs, excl. pigs under 3 mos. old..... number..	188	399	17	42	45	976	13	105	18	169	24	264
57	Stock ranches:												
58	Horses and mules, excluding colts..... number..	18	59	9	23								
59	Cows and heifers kept mainly for milk..... number..	18	118	12	44								
60	beef..... number..	5	59	3	32								
61	Other cattle, including calves..... number..	18	699	13	649								
62	Sows and gilts..... number..	8	11	4	15								
63	Other hogs, excl. pigs under 3 mos. old..... number..	11	30	11	42								
64	Poultry farms:												
65	Horses and mules, excluding colts..... number..			1	1	15	24			4	6	3	5
66	Cows and heifers kept mainly for milk..... number..	4	7	3	5	7	13			4	6	3	8
67	beef..... number..					1	1					1	2
68	Other cattle, including calves..... number..	3	6	2	3	6	19			4	9	3	12
69	Sows and gilts..... number..					4	7			2	2	3	3
70	Other hogs, excl. pigs under 3 mos. old..... number..	2	3			5	20			4	10	2	10
71	Self-sufficing farms:												
72	Horses and mules, excluding colts..... number..	714	1, 028	313	427	86	123	66	84	256	283	296	308
73	Cows and heifers kept mainly for milk..... number..	1, 455	2, 592	554	800	22	25	11	14	148	179	47	51
74	beef..... number..	55	109	21	31			2	5	8	9	8	13
75	Other cattle, including calves..... number..	1, 030	2, 342	408	968	14	19	9	15	98	146	37	40
76	Sows and gilts..... number..	92	103	27	60	23	29	20	27	75	105	141	205
77	Other hogs, excl. pigs under 3 mos. old..... number..	910	1, 425	250	426	49	215	42	176	247	684	230	639
78	Abnormal and unclassified farms:												
79	Horses and mules, excluding colts..... number..	187	306	154	228	124	183	61	99	154	196	101	128
80	Cows and heifers kept mainly for milk..... number..	403	1, 010	388	615	24	28	12	32	81	97	32	36
81	beef..... number..	23	105	4	9			3	34	4	7	4	5
82	Other cattle, including calves..... number..	341	1, 680	256	619	19	21	8	82	66	131	23	39
83	Sows and gilts..... number..	33	45	16	33	47	69	20	47	29	39	56	83
84	Other hogs, excl. pigs under 3 mos. old..... number..	265	491	170	283	56	180	37	211	133	363	81	260
85	SPECIFIED ITEMS, BY TWO TYPES OF FARMS												
86	Steers, 2 years old and over..... number..		321		481								
87	Ranches..... number..		1, 801		312		90				71		17
88	All other..... number..		785		956								
89	Sheep, excluding lambs..... number..	17	14, 922	192	4, 120	48	474	19	219	10	94	20	331
90	Ranches..... number..	965	14, 922			11	227	3	32	5	35		
91	All other..... number..	26	193										
92	Dairy..... number..	3, 183	7, 466	1, 191	2, 021	677	934	573	715	1, 140	1, 476	373	502
93	Of beef or dual-purpose..... number..	2	6			2	60						
94	breeding..... number..	504	1, 249	269	444	36	73	24	41	47	88	22	30
95	Milk produced..... number..	26	119, 730			11	129, 605	3	16, 731	5	10, 325		
96	Dairy..... No. and gals..... number..	3, 183	2, 915, 853	1, 191	1, 018, 530	677	349, 935	573	243, 907	1, 140	492, 546	373	123, 632
97	Production, per cow..... gallons.....		620		504		571		523		552		
98	All other..... gallons.....		390				375		341		334		246
99	Dairy..... gallons.....		61, 625		31, 319		99, 350		14, 862		8, 345		
100	All other..... gallons.....		939, 580				21, 884		5, 726		11, 282		6, 280
101	Dairy..... pounds.....		50				11, 718				2, 080		
102	All other..... pounds.....		51, 858		3, 560		1, 967		134		2, 008		2, 097
103	Chickens over 3 mos. old on farms, Apr. 1, 1930..... number..	4	868	4	1, 740	23	3, 965			6	903	3	700
104	Ranches..... number..	3, 313	83, 003	1, 216	23, 113	2, 538	99, 108	3, 040	73, 040	2, 345	54, 589	1, 375	35, 311
1													

AGRICULTURE—NORTH CAROLINA

LIVESTOCK PRODUCTS, 1929, BY TYPE OF FARM—Continued

bottom of p. 8]

BUNCOMBE		BURKE		CABARRUS		CALDWELL		CAMDEN		CARTERET		CASWELL		CATAWBA		CHATHAM		
Farms reporting	Animals or quantity	Farms reporting	Animals or quantity	Farms reporting	Animals or quantity	Farms reporting	Animals or quantity	Farms reporting	Animals or quantity	Farms reporting	Animals or quantity	Farms reporting	Animals or quantity	Farms reporting	Animals or quantity	Farms reporting	Animals or quantity	
435	739	337	634	330	842	240	446	275	671	86	134	81	136	300	851	461	977	
562	1,441	369	706	330	909	233	690	194	238	30	49	80	137	446	944	463	1,040	
20	92	4	5	4	21	3	9	6	49	3	10	1	1	5	14	5	9	
478	2,452	288	740	278	841	240	774	112	297	25	104	51	139	304	745	339	1,026	
43	43	43	57	106	138	72	93	125	280	48	85	13	40	77	93	144	238	
290	646	228	526	233	680	103	463	222	1,214	67	606	45	279	293	609	303	784	
7	13	46	122	11	27	5	11							10	53	18	41	
8	17	47	90	10	24	7	20							17	38	22	37	
4	32	38	106	8	29	5	14							12	25	12	18	
		3	3	3	3	2	3							1	4	4	11	
5	28	36	114	5	11	3	20							12	31	10	32	
		93	153	1,302	3,160	4	6	125	290	22	20	0	7	1,153	2,450	908	1,810	
		100	145	1,101	2,368	5	6	54	66	3	3	0	8	1,487	2,375	875	1,368	
		5	17	24	38			3	4	2	6	3	0	8	12	13	22	
		51	80	721	1,634	3	4	23	35	2	1	1	4	003	1,815	531	1,015	
		6	8	171	200			54	88	8	13	1	2	161	225	177	240	
		51	90	667	1,457	2	4	82	279	13	129	4	12	812	1,776	603	1,375	
96	152	3	5	23	51	64	133	176	407	443	637	2,285	3,814	21	50	326	593	
128	230	3	5	22	56	66	127	108	164	135	1,735	2,300	2,800	22	43	278	365	
3						1	6	82	7	23	17	0	21			2	3	
85	314	1	1	18	51	44	95	57	150	85	168	762	1,143	13	38	141	230	
4	5			6	7	8	0	85	169	171	310	82	205	4	6	35	55	
74	152	2	4	12	38	33	74	126	770	257	1,304	1,203	3,079	12	27	220	410	
25	30	1	1			4	7							10	19		25	
27	55	4	4			4	6							9	21		26	
1	8																27	
20	77	3	4			1	6							6	8		28	
2	2													3	5		29	
13	41	3	5			4	6							8	20		30	
20	24	2	2	3	6			3	6	21	34					4	7	
20	36	2	3			1		1	1	5	0					3	3	
1	6			1	1												33	
14	47	3	4					1	1	4	4					2	3	
1	4									13	38						34	
10	39	1	3					1	7	18	243					1	2	
203	398	26	46	41	140	22	47			4	0			36	102	30	78	
255	3,515	30	223	40	500	31	327			5	74			42	464	32	337	
6	46			1	1	1	1							1	1	1	1	
233	2,822	20	281	38	324	31	207			5	36			36	400	28	104	
17	34	7	13	8	13	13	16			1	1			11	14	7	8	
109	526	20	56	23	116	20	122			1	2			20	88	19	62	
37	60	3	4	7	24	3	17	14	37	7	14			3	6	16	33	
40	135	3	3	6	15	5	38	7	13	2	3			4	7	15	36	
3	18					3	27	3	27	1	3						45	
46	539	4	16	0	43	5	173	7	137	3	14			2	4	15	66	
3	13	1	9	4	13	1	1	7	10	7	10			3	11	11	30	
31	215	3	100	5	92	2	115	10	66	7	120			3	5	8	48	
25	70																49	
21	85																50	
13	237																51	
26	1,272																52	
7	10																53	
16	43																54	
25	34	6	13	6	10	6	9	10	34			2	4			27	58	
40	71	7	20	8	13	10	21	15	26			2	5			31	76	
27	73	7	22	3	3	11	32	7	10			2	5			27	76	
						1	2	7	13							10	25	
12	22	5	11	2	17	5	32	12	65			2	7			17	37	
925	1,304	571	887	56	91	624	963	18	34	16	24	57	71	190	285	514	833	
22	2,360	654	884	54	81	768	1,194	7	10	4	13	48	58	209	354	506	697	
989	2,327	417	701	34	69	491	912	4	6	4	5	22	30	111	165	273	496	
46	69	24	33	5	5	71	76			2	4	4	4	20	40	82	111	
575	1,120	396	739	25	55	372	773	14	54	5	34	27	70	124	233	268	530	
325	445	224	320	114	202	226	310	5	28	92	114	120	171	125	176	234	401	
721	1,246	365	530	81	160	467	656	3	12	28	41	87	123	221	290	255	363	
15	57	10	16	1	1	2	6	2	19	4	61	1	3		3	2	3	
400	1,173	214	448	38	105	258	522	5	16	17	102	30	90	90	148	121	250	
16	35	15	31	8	18	32	47	6	20	13	31	3	5	17	20	40	56	
237	514	179	620	53	174	224	471	6	23	25	143	66	127	103	167	128	283	
																		73
																		74
9	436																	75
70	840	14	85	25	300	14	255	73	729	5	118	7	36	8	90	69	780	
259	4,146	32	232	42	603	33	362			5	75			43	534	33	299	
3,035	5,019	1,614	2,465	1,723	3,579	1,667	2,356	408	562	180	280	2,055	2,675	2,490	4,158	2,489	3,806	
14	147	1	6	6	75					1	3			3	5		76	
107	269	109	150	80	128	27	50	21	33	32	74	20	46	22	36	10	17	
259	2,481,500	32	167,710	42	299,057	33	222,571			5	54,040			43	351,595	33	160,876	
3,035	2,678,072	1,614	1,185,929	1,723	1,496,842	1,667	1,418,615	408	245,273	180	85,394	2,055	1,158,488	2,490	2,012,481	2,489	1,507,413	
		599	496								721				658		558	
		452	481								305				433		396	
		2,087,820	91,961		247,922		151,709				53,625				255,035		138,537	
		88,311	40,363		143,918		40,448		2,390		10,604				69,703		31,193	
		800	4,550				8,954								21,750		3,300	
		0,028	33,757		74,630		04,938								3,275		22,099	
		9,965	11	10	3,111	12	2,514	17	2,237			3	1,000		6,527		89	
		3,392	93,493	1,870	58,579	2,049	64,181	1,889	52,866	612	31,477	707	23,876	2,602	53,981	2,846	80,397	
			100,888		33,073		33,004		21,052		26,043				13,520		75,389	
			615,819		463,272		369,280		407,013		258,628				275,486		497,168	
			10.1		10.6		8.4		11.6		114,570				8.5		11.6	
			6.6		5.8		7.7		8.2		4.8				5.1		6.2	

	TYPE OF FARM, BY CLASS OF ANIMALS (See definitions in Introduction)	CHEROKEE		CHOWAN		CLAY		CLEVELAND		COLUMBUS		CRAVEN		
		Farms reporting	Animals or quantity	Farms reporting	Animals or quantity	Farms reporting	Animals or quantity	Farms reporting	Animals or quantity	Farms reporting	Animals or quantity	Farms reporting	Animals or quantity	
1	General farms:													
2	Horses and mules, excluding colts..... number.....	143	273	315	633	118	218	86	232	150	228	107	185	
3	Cows and heifers kept mainly for milk..... number.....	173	348	103	145	132	410	84	184	83	114	55	107	
4	beef..... number.....	4	6	13	71	8	22	3	16	5	12	1	1	
5	Other cattle, including calves..... number.....	139	670	67	153	117	652	59	179	65	155	39	80	
6	Sows and gilts..... number.....	19	23	180	430	38	53	6	7	67	107	43	99	
7	Other hogs, excl. pigs under 3 mos. old..... number.....	112	282	254	2,624	80	361	63	155	146	602	74	562	
8	Cash-grain farms:													
9	Horses and mules, excluding colts..... number.....	15	32	3	4					5	6			
10	Cows and heifers kept mainly for milk..... number.....	11	24											
11	beef..... number.....	1	16											
12	Other cattle, including calves..... number.....	10	34											
13	Sows and gilts..... number.....	1	1	1	1					2	3			
14	Other hogs, excl. pigs under 3 mos. old..... number.....	6	13	1	9					4	21			
15	Cotton farms:													
16	Horses and mules, excluding colts..... number.....			178	333			3,877	7,923	88	130	49	65	
17	Cows and heifers kept mainly for milk..... number.....			22	27			3,472	5,365	31	43	6	8	
18	beef..... number.....			5	9			30	50	1	1			
19	Other cattle, including calves..... number.....			17	37			1,005	2,876	24	42	7	7	
20	Sows and gilts..... number.....			69	142			200	819	10	27	13	22	
21	Other hogs, excl. pigs under 3 mos. old..... number.....			117	677			2,035	3,769	67	302	15	35	
22	Crop-specialty farms:													
23	Horses and mules, excluding colts..... number.....			341	722					2,523	3,661	1,284	2,263	
24	Cows and heifers kept mainly for milk..... number.....			78	100					896	1,113	436	599	
25	beef..... number.....			15	91					13	75	14	41	
26	Other cattle, including calves..... number.....			57	231					622	1,036	264	546	
27	Sows and gilts..... number.....			149	344					678	975	423	688	
28	Other hogs, excl. pigs under 3 mos. old..... number.....			208	1,776					1,974	7,805	848	4,359	
29	Fruit farms:													
30	Horses and mules, excluding colts..... number.....	8	14							184	282			
31	Cows and heifers kept mainly for milk..... number.....	7	12							69	91			
32	beef..... number.....													
33	Other cattle, including calves..... number.....	7	22							59	106			
34	Sows and gilts..... number.....									56	70			
35	Other hogs, excl. pigs under 3 mos. old..... number.....	4	9							131	528			
36	Truck farms:													
37	Horses and mules, excluding colts..... number.....			4	6							8	14	
38	Cows and heifers kept mainly for milk..... number.....											2	2	
39	beef..... number.....													
40	Other cattle, including calves..... number.....			1	3							2	4	
41	Sows and gilts..... number.....			3	16							3	12	
42	Other hogs, excl. pigs under 3 mos. old..... number.....													
43	Dairy farms:													
44	Horses and mules, excluding colts..... number.....	3	5	3	7			24	69	3	14	8	22	
45	Cows and heifers kept mainly for milk..... number.....	5	04	3	46			26	259	4	62	10	167	
46	beef..... number.....							1	1					
47	Other cattle, including calves..... number.....	4	40	3	43			20	139	4	46	9	174	
48	Sows and gilts..... number.....	1	3	2	9			2	3	1	2	4	10	
49	Other hogs, excl. pigs under 3 mos. old..... number.....	2	3	1	10			14	39	2	11	2	21	
50	Animal-specialty farms:													
51	Horses and mules, excluding colts..... number.....	16	33	19	59	16	34			8	12	16	58	
52	Cows and heifers kept mainly for milk..... number.....	17	49	8	14	10	50			6	17	16	61	
53	beef..... number.....	2	10	4	36	4	24			1	4	1	4	
54	Other cattle, including calves..... number.....	18	225	9	54	15	297			5	61	17	116	
55	Sows and gilts..... number.....	3	3	14	69	8	28			9	21	9	41	
56	Other hogs, excl. pigs under 3 mos. old..... number.....	12	50	19	385	15	241			9	76	14	266	
57	Stock ranches:													
58	Horses and mules, excluding colts..... number.....													
59	Cows and heifers kept mainly for milk..... number.....													
60	beef..... number.....													
61	Other cattle, including calves..... number.....													
62	Sows and gilts..... number.....													
63	Other hogs, excl. pigs under 3 mos. old..... number.....													
64	Poultry farms:													
65	Horses and mules, excluding colts..... number.....			4	9			13	28	5	8			
66	Cows and heifers kept mainly for milk..... number.....			3	3			16	27	5	7			
67	beef..... number.....													
68	Other cattle, including calves..... number.....			2	2			9	17	3	9			
69	Sows and gilts..... number.....			1	3			1	1	1	2			
70	Other hogs, excl. pigs under 3 mos. old..... number.....			2	9			5	11	3	12			
71	Self-sufficing farms:													
72	Horses and mules, excluding colts..... number.....	852	1,314	39	44	350	554	32	49	142	157	46	58	
73	Cows and heifers kept mainly for milk..... number.....	1,096	1,487	7	8	485	782	42	60	54	62	11	26	
74	beef..... number.....	4	4	1	1	23	38			2	2	1	1	
75	Other cattle, including calves..... number.....	630	1,291	2	2	324	755	24	43	40	69	15	22	
76	Sows and gilts..... number.....	50	63	8	12	62	118			41	55	14	18	
77	Other hogs, excl. pigs under 3 mos. old..... number.....	609	1,181	27	110	286	1,077	23	34	140	426	24	64	
78	Abnormal and unclassified farms:													
79	Horses and mules, excluding colts..... number.....	188	273	32	41	60	92	66	130	156	195	73	100	
80	Cows and heifers kept mainly for milk..... number.....	355	458	3	3	110	197	44	74	63	94	16	36	
81	beef..... number.....	5	7			8	14			1	1			
82	Other cattle, including calves..... number.....	184	314	3	3	67	254	18	72	40	65	13	25	
83	Sows and gilts..... number.....	18	21	6	30	16	22	4	6	41	49	18	27	
84	Other hogs, excl. pigs under 3 mos. old..... number.....	135	267	14	220	66	172	39	76	172	548	28	160	
85	SPECIFIED ITEMS, BY TWO TYPES OF FARMS													
86	Steers, 2 years old and over..... Ranches..... number.....													
87	All other..... number.....		227			22		136		28		36		51
88	Sheep, excluding lambs..... Ranches..... number.....													
89	All other..... number.....	30	337	24	384	74	797	9	33	25	216	9	136	
90	Dairy..... number.....		53	3	46			27	278	4	68	11	201	
91	All cows milked..... Dairy..... number.....	1,600	2,309	247	315	800	1,568	3,680	5,654	1,103	1,384	525	784	
92	Of beef or dual-purpose..... Dairy..... number.....													
93	breeding..... Dairy..... number.....	1	41	10	18	82	157	120	204	33	54	32	44	
94	Milk produced..... Dairy..... No. and gals.....	5	43,060	3	30,385			27	253,265	4	42,152	11	102,596	
95	All other..... No. and gals.....	1,600	928,089	247	101,109	800	699,162	3,680	2,701,908	1,103	527,740	525	302,097	
96	Production, per cow..... Dairy..... gallons.....		403		321		446		911		620		510	
97	All other..... gallons.....		403		321		446		478		381		386	
98	Whole milk sold..... Dairy..... gallons.....		25,800		28,210				226,438		37,022		100,942	
99	All other..... gallons.....		10,311		4,193		1,950		127,952		19,633		16,019	
100	Cream sold as butterfat..... Dairy..... pounds.....		2,600						42,375		4,444		2,980	
101	All other..... pounds.....		6,529						17		8			
102	Chickens over 3 mos. old on farms, Apr. 1, 1930..... Poultry..... number.....			4	1,210				6,489		80,639	1,645	44,809	
103	All other..... number.....	1,734	51,051	915	30,958	835	24,605	4,185	108,345	3,769	17,513		243,987	
104	Chicken eggs produced..... Poultry..... dozens.....				193,836		170,987		754,807		419,601			
105	All other..... dozens.....		300,671		8,777		8,777		10,477		7,877			
106	Production, per chicken on hand..... Poultry..... dozens.....				7.7		6.3		7.0		5.2		5.4	

	TYPE OF FARM, BY CLASS OF ANIMALS (See definitions in Introduction)	FRANKLIN		GASTON		GATES		GRAHAM		GRANVILLE		GREENE	
		Farms reporting	Animals or quantity	Farms reporting	Animals or quantity	Farms reporting	Animals or quantity	Farms reporting	Animals or quantity	Farms reporting	Animals or quantity	Farms reporting	Animals or quantity
1	General farms:												
2	Horses and mules, excluding colts..... number.....	183	291	238	517	383	754	75	120	95	174	16	27
3	Cows and heifers kept mainly for milk..... number.....	117	160	261	692	188	253	86	170	85	153	9	35
4	Other cattle, including calves..... number.....	60	150	200	621	99	194	76	236	58	159	7	11
5	Sows and gilts..... number.....	15	20	46	58	189	487	14	33	15	33	8	15
6	Other hogs, excl. pigs under 3 mos. old..... number.....	131	368	155	564	313	2,249	61	286	55	170	9	60
7	Cash-grain farms:												
8	Horses and mules, excluding colts..... number.....												
9	Cows and heifers kept mainly for milk..... number.....												
10	Other cattle, including calves..... number.....												
11	Sows and gilts..... number.....												
12	Other hogs, excl. pigs under 3 mos. old..... number.....												
13	Cotton farms:												
14	Horses and mules, excluding colts..... number.....	1,210	2,080	1,083	2,354	243	467			176	265	26	37
15	Cows and heifers kept mainly for milk..... number.....	789	1,030	1,220	2,201	91	115			104	140	5	6
16	Other cattle, including calves..... number.....	13	20	19	46	1	6					4	4
17	Sows and gilts..... number.....	513	884	720	1,500	46	67			69	110	4	8
18	Other hogs, excl. pigs under 3 mos. old..... number.....	116	197	105	136	139	271			12	18	6	3
19	Crop-farm farms:												
20	Horses and mules, excluding colts..... number.....	2,037	3,202	6	11	503	1,018			2,935	5,333	2,787	4,455
21	Cows and heifers kept mainly for milk..... number.....	1,173	1,398	5	7	164	206			2,167	2,982	540	630
22	Other cattle, including calves..... number.....	24	52			6	13			19	25	27	27
23	Sows and gilts..... number.....	547	741	3	6	66	112			956	1,596	350	480
24	Other hogs, excl. pigs under 3 mos. old..... number.....	123	159	1	1	256	590			287	410	1,121	1,594
25	Fruit farms:												
26	Horses and mules, excluding colts..... number.....			4	12								
27	Cows and heifers kept mainly for milk..... number.....			2	30								
28	Other cattle, including calves..... number.....			1	16								
29	Sows and gilts..... number.....												
30	Other hogs, excl. pigs under 3 mos. old..... number.....												
31	Truck farms:												
32	Horses and mules, excluding colts..... number.....			5	11								
33	Cows and heifers kept mainly for milk..... number.....			4	5								
34	Other cattle, including calves..... number.....			3	16								
35	Sows and gilts..... number.....												
36	Other hogs, excl. pigs under 3 mos. old..... number.....			2	8								
37	Dairy farms:												
38	Horses and mules, excluding colts..... number.....	6	27	94	258					12	28		
39	Cows and heifers kept mainly for milk..... number.....	8	63	120	1,354					13	201		
40	Other cattle, including calves..... number.....	1	4										
41	Sows and gilts..... number.....	6	81	109	1,035					11	164		
42	Other hogs, excl. pigs under 3 mos. old..... number.....	3	3	17	30					5	12		
43	Animal-specialty farms:												
44	Horses and mules, excluding colts..... number.....			5	12	24	72	13	25				
45	Cows and heifers kept mainly for milk..... number.....			5	13	14	23	15	45				
46	Other cattle, including calves..... number.....			3	13	1	5	2	18				
47	Sows and gilts..... number.....			2	4	18	106	15	229				
48	Other hogs, excl. pigs under 3 mos. old..... number.....			3	7	23	420	14	46				
49	Stock ranches:												
50	Horses and mules, excluding colts..... number.....												
51	Cows and heifers kept mainly for milk..... number.....												
52	Other cattle, including calves..... number.....												
53	Sows and gilts..... number.....												
54	Other hogs, excl. pigs under 3 mos. old..... number.....												
55	Poultry farms:												
56	Horses and mules, excluding colts..... number.....	2	2	4	8					4	4		
57	Cows and heifers kept mainly for milk..... number.....	2	5	3	11					2	4		
58	Other cattle, including calves..... number.....	1	3	3	12					1	1		
59	Sows and gilts..... number.....									1	1		
60	Other hogs, excl. pigs under 3 mos. old..... number.....			1	11					2	8		
61	Self-sufficing farms:												
62	Horses and mules, excluding colts..... number.....	52	77	82	138	45	56	208	285	48	71	9	12
63	Cows and heifers kept mainly for milk..... number.....	38	52	90	164	14	14	267	428	34	30	2	4
64	Other cattle, including calves..... number.....	22	59	43	87	7	10	199	528	13	25	2	4
65	Sows and gilts..... number.....	2	2	4	4	10	15	43	73	5	9	1	3
66	Other hogs, excl. pigs under 3 mos. old..... number.....	34	62	40	76	31	124	180	590	25	45	3	7
67	Abnormal and unclassified farms:												
68	Horses and mules, excluding colts..... number.....	240	318	146	231	27	46	124	175	126	173	32	51
69	Cows and heifers kept mainly for milk..... number.....	104	130	161	236	7	7	203	303	58	133	5	8
70	Other cattle, including calves..... number.....			2	8	1	44	2	5	1	1		
71	Sows and gilts..... number.....	45	78	64	110	3	47	126	300	28	68	3	10
72	Other hogs, excl. pigs under 3 mos. old..... number.....	5	17	9	18	13	37	15	27	8	26	12	26
73	SPECIFIED ITEMS, BY TWO TYPES OF FARMS												
74	Steers, 2 years old and over..... number.....		20		32		3		217		15		8
75	Sheep, excluding lambs..... number.....												
76	All other..... number.....	13	215	23	121	24	385	102	936	35	439	10	77
77	Dairy..... number.....	8	70	121	1,440					13	200		
78	Of beef or dual-purpose..... number.....	2,204	2,719	1,778	3,382	469	517	573	907	2,468	3,363	540	641
79	breeding..... number.....	1	4	7	64					19	180		
80	All other..... number.....	139	191	54	111	50	64	17	25	63	118,417	8	10
81	Dairy..... No. and gals..... number.....	8	41,425	121	769,093					13	1,500,373	540	252,300
82	Milk produced..... number.....	2,204	1,072,926	1,778	1,555,017	469	165,240	573	333,773	2,468	1,500,373	540	252,300
83	Production, per cow..... gallons.....		592		594						575		
84	All other..... gallons.....		395		460		300		368		446		394
85	Dairy..... gallons.....		29,765		559,775						110,717		
86	Whole milk sold..... gallons.....		27,004		116,543		3,078		3,479		50,798		13,078
87	cream sold as butterfat..... pounds.....		1,547		1,610						1,000		460
88	All other..... pounds.....		8,959		9,872		280				540		
89	Chickens over 3 mos. old on farms, Apr. 1, 1930..... number.....	3	1,079	6	1,128					4	1,500	2,094	60,098
90	All other..... number.....	3,138	66,552	2,207	75,642	1,202	38,598	637	12,141	3,162	68,230		
91	Chicken eggs produced..... dozens.....		10,058		14,640						14,930		
92	All other..... dozens.....		316,632		448,420		184,253		81,588		429,397		258,766
93	Production, per chicken on hand..... dozens.....		9.3		13.0		4.8		6.7		10.0		4.3
94	All other..... dozens.....		4.8		5.9						6.3		

AGRICULTURE—NORTH CAROLINA

LIVESTOCK PRODUCTS, 1929, BY TYPE OF FARM—Continued

bottom of p. 8]

GUILFORD		HALIFAX		HARNETT		HAYWOOD		HENDERSON		HERTFORD		HOKE		HYDE		IREDELL			
Farms reporting	Animals or quantity	Farms reporting	Animals or quantity	Farms reporting	Animals or quantity	Farms reporting	Animals or quantity	Farms reporting	Animals or quantity	Farms reporting	Animals or quantity	Farms reporting	Animals or quantity	Farms reporting	Animals or quantity	Farms reporting	Animals or quantity		
501	1,244	110	228	94	164	302	521	803	487	102	195	68	144	348	857	455	1,010	1	
583	1,576	81	125	69	108	332	976	368	773	62	97	48	60	203	464	454	1,223	2	
16	46	2	2	4	6	23	77	7	15	4	31	2	2	5	28	11	39	3	
427	1,407	51	132	75	158	308	2,586	289	1,005	41	110	28	37	235	710	351	1,211	4	
140	272	46	83	28	57	70	98	55	73	72	155	29	47	149	274	121	157	5	
368	1,541	88	507	02	344	226	497	137	500	77	630	52	308	221	1,151	296	1,061	6	
25	62			0	13	3	4	4	12			2	0	64	179	10	42	7	
24	50			2	2	4	0	4	12			2	3	28	49	19	58	8	
2	14													16	16	1	1	9	
16	55			1	1	3	3	6	27					24	107	16	84	10	
3	3											1	2	18	34	4	5	11	
14	52			5	13	2	3	4	10			3	39	36	373	10	28	12	
27	50	3,004	5,653	1,932	3,291					152	233	1,273	2,302	233	495	1,874	3,067	13	
32	58	1,099	1,318	905	1,060					7	33	436	482	117	145	1,900	3,323	14	
		29	100	13	20					23	4	5	5	7	17	20	42	15	
10	25	650	948	405	733					21	26	221	157	94	157	1,128	2,107	16	
4	7	765	1,002	306	568					41	62	216	247	60	105	280	327	17	
21	01	2,013	6,249	1,221	4,078					72	275	874	2,461	179	852	1,191	2,513	18	
1,312	2,642	930	2,214	850	1,435	65	93	22	46	1,066	2,687	195	377	76	212	82	164	19	
1,373	2,222	285	365	618	688	30	141	22	56	385	404	124	151	52	83	89	100	20	
20	56	9	45	3	4	7	16			14	23	1	2			1	1	21	
695	1,310	170	362	255	382	63	228	10	102	257	397	40	97	42	74	60	107	22	
80	126	378	584	115	167	5	6	4	6	600	1,036	28	35	32	59	5	7	23	
962	2,620	534	2,120	681	1,893	66	110	13	25	1,093	5,072	111	311	48	204	60	121	24	
6	16			8	15	36	60	17	30			16	33					25	
5	23			6	10	38	104	17	27			13	15					26	
3	5			4	4	1	2		49									27	
1	1			2	2	6	8		5			2	4					28	
3	3			5	12	25	106		44			12	60					29	
25	46			4	5	4	5	16	26			11	20			4	8	31	
24	59			2	10	2	10	23	30			5	8			2	4	32	
1	2							1	1									33	
15	40			5	25	14	25	14	36			2	2			2	2	34	
3	8					2	2	2	2			7	9			9	9	35	
13	38			3	7	4	7	4	6			8	30			2	3	36	
180	471	14	31	6	10	22	50	54	119	4	8					46	126	37	
202	2,714	14	170	0	86	27	236	58	744	4	33					53	510	38	
2	4			4	4	4	13	3	9							1	3	39	
168	1,935	14	236	8	75	24	461	54	636	4	37					48	305	40	
21	49	5	12	3	4	7	22	14	26	1	3					13	18	41	
115	524	11	66	5	11	16	93	24	166	4	23					22	70	42	
17	61	9	41	5	16	147	302	6	12					13	40	11	39	43	
10	66	7	15	5	13	151	539	8	16					10	45	9	25	44	
4	15	1	29			30	156							3	44	1	11	45	
12	158	6	180	6	53	102	3,605	5	21					15	167	10	95	46	
6	20	5	43	3	22	43	64	5	10					10	52	9	27	47	
12	152	6	186	6	75	111	274	7	35					15	416	12	225	48	
						37	102												49
						37	230												50
						14	204												51
						41	2,471												52
						17	34												53
						31	141												54
38	70	3	9	2	2	4	0	11	19					4	0	19	37	55	
47	91	3	3	3	3	0	9	14	36					4	5	23	45	56	
32	70	2	3	1	1	0	47	10	52					4	6	20	54	58	
8	17	2	3	1	1			3	4							3	5	59	
24	129	2	7	2	3	5	8	7	30					2	7	9	18	60	
350	551	59	81	55	73	555	330	404	599	25	32	35	57	37	50	141	237	61	
357	511	29	35	28	31	695	1,279	727	1,045	13	16	24	32	17	26	178	253	62	
3	4			2	2	24	37	10	11							3	4	63	
167	253	16	18	20	20	495	1,917	460	912	8	12	0	15	16	27	93	160	64	
15	20	13	15	3	3	63	86	39	55	10	17	8	8	8	9	15	17	65	
183	369	38	118	46	117	423	867	166	513	13	65	37	174	25	91	83	156	66	
287	439	109	448	75	111	221	346	207	317	37	54	45	96	41	65	149	237	67	
334	510	33	95	42	88	380	624	351	527	9	15	15	65	21	26	173	281	68	
8	77	2	6	2	7	26	404	6	8	2	12			1	4			69	
150	528	17	105	20	62	251	1,055	196	396	9	26	8	39	15	20	82	201	70	
19	28	22	108	7	12	35	53	18	31	12	36	6	24	12	22	21	23	71	
182	550	65	528	42	110	196	386	100	206	22	127	15	94	21	49	82	229	72	
							1,137												73
							2,704		146										74
							1,604									34		104	75
25	671	22	440	11	62	128	4,622	22	422	16	244	6	61	103	782	23	358	76	
204	2,835	15	197	9	85	29	331	59	815	4	36				54		545	77	
2,348	5,176	1,431	1,826	1,593	1,788	1,788	3,864	1,598	2,080	405	691	654	821	526	791	3,020	5,522	78	
9	28	1	10			3	6		1		8				2		5	79	
136	268	92	165	21	24	427	938	34	51	90	123	14	18	24	42	63	113	80	
204	1,866,448	15	143,340	9	58,805	29	211,173	59	439,507	4	22,340				54		340,906	81	
2,348	2,325,850	1,431	668,547	1,593	848,053	1,788	1,595,987	1,568	1,221,455	495	170,416	654	363,532	526	236,829	3,020	2,405,602	82	
	668		728		693		638		439		621						626	83	
	440		366		474		413		456		288		443		299		436	84	
	1,479,316		138,697		49,048		151,066		370,472		14,180						238,790	85	
	43,111		40,772		18,718		52,741		48,041		1,566		38,801		5,568		96,166	86	
	3,529		100		100		3,550		3,150		2,000						4,435	87	
	15,352		3,251		2,992		3,140		7,644								128,472	88	
54	9,163	4	587	5	1,080	7	2,000	17	3,359								5,640	89	
3,430	109,289	3,966	72,728	3,592	78,321	1,801	57,474	1,737	50,392	1,762	35,733	1,598	29,865	900	44,321	3,576	98,805	90	
	98,221		7,668		9,420		22,396		40,809						19,050		57,928	91	
	710,362		397,662		388,260		368,662		351,164		160,506		171,060		314,830		560,662	92	
	10.7		13.1		8.7		11.1		12.1						10.9		10.5	93	
	6.5		5.5		5.0		6.4		7.0		4.5		5.7		7.1		5.7	94	

	TYPE OF FARM, BY CLASS OF ANIMALS (See definitions in Introduction)	JACKSON		JOHNSTON		JONES		LEE		LENOIR		LINCOLN		
		Farms reporting	Animals or quantity	Farms reporting	Animals or quantity	Farms reporting	Animals or quantity	Farms reporting	Animals or quantity	Farms reporting	Animals or quantity	Farms reporting	Animals or quantity	
1	General farms:													
2	Horses and mules, excluding colts.....number.....	178	204	225	427	83	166	91	108	91	200	111	232	
3	Cows and heifers kept mainly for milk.....number.....	229	542	135	194	37	62	81	152	52	78	112	231	
4	Other cattle, including calves.....number.....	16	71	4	4	2	10	1	1	2	6	2	4	
5	Sows and gilts.....number.....	203	1,145	107	245	35	96	63	175	42	88	83	261	
6	Other hogs, excl. pigs under 3 mos. old.....number.....	39	56	119	228	53	110	9	15	53	92	16	35	
7	Cash-grain farms:	110	574	196	1,520	69	517	53	126	73	399	50	230	
8	Horses and mules, excluding colts.....number.....			9	17							6	13	
9	Cows and heifers kept mainly for milk.....number.....			4	4							6	11	
10	Other cattle, including calves.....number.....			1	1							3	6	
11	Sows and gilts.....number.....			3	6									
12	Other hogs, excl. pigs under 3 mos. old.....number.....			3	21							5	10	
13	Cotton farms:													
14	Horses and mules, excluding colts.....number.....			2,703	4,714	75	108	689	1,114	110	225	1,656	3,454	
15	Cows and heifers kept mainly for milk.....number.....			930	1,101	13	19	478	608	22	28	1,640	2,595	
16	Other cattle, including calves.....number.....			39	67			8	18			21	40	
17	Sows and gilts.....number.....			591	940	7	15	264	456	15	27	957	1,926	
18	Other hogs, excl. pigs under 3 mos. old.....number.....			790	1,170	44	61	41	75	33	61	107	207	
19	Crop-specialty farms:			1,916	8,102	23	65	360	786	63	277	937	2,370	
20	Horses and mules, excluding colts.....number.....	2	3	3,150	5,206	915	1,539	364	627	2,650	4,314			
21	Cows and heifers kept mainly for milk.....number.....			1,076	1,246	240	334	272	353	612	787			
22	Other cattle, including calves.....number.....			18	25	5	51	3	3	19	39			
23	Sows and gilts.....number.....			707	1,059	182	338	147	241	430	767			
24	Other hogs, excl. pigs under 3 mos. old.....number.....			948	1,370	519	952	35	66	881	1,242			
25	Fruit farms:			2,340	9,494	671	2,914	245	584	1,588	6,792			
26	Horses and mules, excluding colts.....number.....	4	7					10	13	2	3			
27	Cows and heifers kept mainly for milk.....number.....	4	9					8	10					
28	Other cattle, including calves.....number.....							4	5					
29	Sows and gilts.....number.....	3	11							1	2			
30	Other hogs, excl. pigs under 3 mos. old.....number.....	1	3					6	21	2	10			
31	Truck farms:													
32	Horses and mules, excluding colts.....number.....	6	9									2	5	
33	Cows and heifers kept mainly for milk.....number.....	6	10									3	4	
34	Other cattle, including calves.....number.....	2	4											
35	Sows and gilts.....number.....	8	12									1	1	
36	Other hogs, excl. pigs under 3 mos. old.....number.....	1	2										4	
37	Dairy farms:													
38	Horses and mules, excluding colts.....number.....	4	7	4	6			4	7	10	40	12	20	
39	Cows and heifers kept mainly for milk.....number.....	4	44	3	20			4	48	13	300	13	148	
40	Other cattle, including calves.....number.....													
41	Sows and gilts.....number.....	4	26	4	16			4	44	13	254	11	181	
42	Other hogs, excl. pigs under 3 mos. old.....number.....	3	3	1	1			1	4	3	3	2	5	
43	Animal-specialty farms:			4	15			2	8	7	68	5	42	
44	Horses and mules, excluding colts.....number.....	38	68	7	14	13	38			4	6	4	7	
45	Cows and heifers kept mainly for milk.....number.....	43	123	4	8	7	13			3	6	4	6	
46	Other cattle, including calves.....number.....	12	72			4	51					2	40	
47	Sows and gilts.....number.....	47	669	5	12	7	112			4	19	5	72	
48	Other hogs, excl. pigs under 3 mos. old.....number.....	8	18	5	16	11	88			2	18	2	2	
49	Stock ranches:	27	104	7	95	12	190			4	33	3	39	
50	Horses and mules, excluding colts.....number.....													
51	Cows and heifers kept mainly for milk.....number.....													
52	Other cattle, including calves.....number.....													
53	Sows and gilts.....number.....													
54	Other hogs, excl. pigs under 3 mos. old.....number.....													
55	Poultry farms:													
56	Horses and mules, excluding colts.....number.....			1	3			2	4			3	4	
57	Cows and heifers kept mainly for milk.....number.....			1	1			5	6			3	7	
58	Other cattle, including calves.....number.....							3	4			2	4	
59	Sows and gilts.....number.....													
60	Other hogs, excl. pigs under 3 mos. old.....number.....			1	15			3	8			4	9	
61	Self-sufficing farms:													
62	Horses and mules, excluding colts.....number.....	688	984	57	66	31	38	69	105	18	27	55	82	
63	Cows and heifers kept mainly for milk.....number.....	984	1,094	19	22	9	11	66	88	6	6	77	101	
64	Other cattle, including calves.....number.....	37	74	1	1			1	1					
65	Sows and gilts.....number.....	735	1,902	17	27	4	5	33	45	6	7	37	54	
66	Other hogs, excl. pigs under 3 mos. old.....number.....	91	132	25	42	14	24	5	11	3	3	1	4	
67	Abnormal and unclassified farms:	525	1,589	48	168	20	71	51	106	12	35	22	47	
68	Horses and mules, excluding colts.....number.....	174	254	78	106	147	223	87	131	62	112	137	221	
69	Cows and heifers kept mainly for milk.....number.....	422	621	40	58	28	37	73	118	13	86	115	133	
70	Other cattle, including calves.....number.....	12	49			2	16			1	27	2	3	
71	Sows and gilts.....number.....	262	611	18	24	19	40	41	83	15	190	38	55	
72	Other hogs, excl. pigs under 3 mos. old.....number.....	26	42	17	23	18	27	8	13	21	58	3	10	
73	72	187	417	52	199	92	397	45	96	39	419	47	76	
74	SPECIFIED ITEMS, BY TWO TYPES OF FARMS													
75	Steers, 2 years old and over.....	Ranches.....number.....												
76		All other.....number.....		476		55		7		19		15		39
77	Sheep, excluding lambs.....	Ranches.....number.....												
78		All other.....number.....	248	2,064	67	425	12	197	7	29	15	166	10	91
79	All cows milked.....	Dairy.....number.....	4	44	4	25			4	56	13	279	13	185
80		All other.....number.....	1,751	2,076	2,264	2,662	322	420	987	1,292	690	923	2,031	3,272
81	Of beef or dual-purpose breeding.....	Dairy.....number.....	1	2	1	9				1	25			
82		All other.....number.....	372	597	90	121	12	24	23	32	37	67	48	85
83	Milk produced.....	Dairy.....No. and gals.....	4	33,656	4	12,970			4	40,227	13	152,010	13	69,800
84		All other.....No. and gals.....	1,751	1,266,967	2,264	1,190,706	322	118,067	987	574,890	690	389,772	2,031	1,536,811
85	Production, per cow.....	Dairy.....gallons.....		765		519				718		545		605
86		All other.....gallons.....		426		447		281		445		422		470
87	Whole milk sold.....	Dairy.....gallons.....		23,449		8,450				35,727		122,489		63,345
88		All other.....gallons.....		33,270		58,153		3,837		8,309		86,288		9,775
89	Cream sold as butterfat.....	Dairy.....pounds.....							1,300		2,300		91,551	
90		All other.....pounds.....		31,232		2,563		175		470		1,782		1,200
91	Chickens over 3 mos. old on farms, Apr. 1, 1930.....	Poultry.....number.....			4	892			5			6		
92		All other.....number.....	1,876	39,383	6,691	144,735	1,311	32,396	1,468	33,190	3,010	67,291	2,393	69,942
93	Chicken eggs produced.....	Poultry.....dozens.....				8,928			5,620					
94		All other.....dozens.....		281,449		701,439		151,364		180,638		355,762		434,481
95	Production, per chicken on hand.....	Poultry.....dozens.....				10.0			11.7					
96		All other.....dozens.....		7.1		4.8		4.7		5.4		5.3		6.2

TYPE OF FARM, BY CLASS OF ANIMALS (See definitions in Introduction)	NEW HANOVER		NORTHAMPTON		ONSWLOW		ORANGE		PAMLICO		PASQUOTANK	
	Farms reporting	Animals or quantity	Farms reporting	Animals or quantity	Farms reporting	Animals or quantity	Farms reporting	Animals or quantity	Farms reporting	Animals or quantity	Farms reporting	Animals or quantity
General farms:												
1 Horses and mules, excluding colts..... number.....	24	37	208	397	203	348	340	605	191	331	402	1,085
2 Cows and heifers kept mainly for milk..... number.....	16	27	126	199	71	105	333	851	114	140	308	572
3 Cows and heifers kept mainly for milk..... beef..... number.....			2	2	11	53	9	18	6	46	23	128
4 Other cattle, including calves..... number.....	11	55	75	132	63	176	262	636	69	155	232	641
5 Sows and gilts..... number.....	6	13	78	120	177	438	57	81	63	113	200	689
6 Other hogs, excl. pigs under 3 mos. old..... number.....	28	296	150	762	141	875	232	590	131	754	278	1,676
Cash-grain farms:												
7 Horses and mules, excluding colts..... number.....							12	32	6	35		
8 Cows and heifers kept mainly for milk..... number.....							10	23	2	2		
9 Cows and heifers kept mainly for milk..... beef..... number.....							1	3	1	20		
10 Other cattle, including calves..... number.....							7	30	2	70		
11 Sows and gilts..... number.....							2	4	4	7		
12 Other hogs, excl. pigs under 3 mos. old..... number.....							10	32	4	124		
Cotton farms:												
13 Horses and mules, excluding colts..... number.....	4	7	2,677	4,842	90	122	212	433	116	178	71	141
14 Cows and heifers kept mainly for milk..... number.....			801	1,004	7	9	196	322	34	34	29	30
15 Cows and heifers kept mainly for milk..... beef..... number.....			27	82	1	1	3	4			3	8
16 Other cattle, including calves..... number.....			474	651	8	13	114	228	15	19	18	34
17 Sows and gilts..... number.....	2	3	634	808	52	79	19	21	17	19	39	63
18 Other hogs, excl. pigs under 3 mos. old..... number.....			1,500	5,547	57	240	122	275	69	210	42	208
Crop-specialty farms:												
19 Horses and mules, excluding colts..... number.....	2	5	488	933	1,243	1,827	474	1,101	361	815	283	969
20 Cows and heifers kept mainly for milk..... number.....			178	224	203	307	435	696	189	239	198	365
21 Cows and heifers kept mainly for milk..... beef..... number.....			4	6	15	73	35	51	3	8	23	124
22 Other cattle, including calves..... number.....	1	3	90	149	213	617	269	424	120	244	145	503
23 Sows and gilts..... number.....	2	6	135	203	949	1,833	22	24	118	285	186	469
24 Other hogs, excl. pigs under 3 mos. old..... number.....	5	29	368	1,414	781	3,891	360	915	220	1,539	212	1,767
Fruit farms:												
25 Horses and mules, excluding colts..... number.....												
26 Cows and heifers kept mainly for milk..... number.....												
27 Cows and heifers kept mainly for milk..... beef..... number.....												
28 Other cattle, including calves..... number.....												
29 Sows and gilts..... number.....												
30 Other hogs, excl. pigs under 3 mos. old..... number.....												
Truck farms:												
31 Horses and mules, excluding colts..... number.....	121	212					4	7	4	6	14	39
32 Cows and heifers kept mainly for milk..... number.....	67	94					3	7	3	3	9	10
33 Cows and heifers kept mainly for milk..... beef..... number.....							1	1			1	5
34 Other cattle, including calves..... number.....	34	67					3	5	1	1	6	9
35 Sows and gilts..... number.....	12	29							1	1	6	16
36 Other hogs, excl. pigs under 3 mos. old..... number.....	54	250					3	6	3	8	10	138
Dairy farms:												
37 Horses and mules, excluding colts..... number.....	7	19	2	4	3	4	54	123		5	8	23
38 Cows and heifers kept mainly for milk..... number.....	17	504	3	17	3	21	56	613		8	1	143
39 Cows and heifers kept mainly for milk..... beef..... number.....											1	60
40 Other cattle, including calves..... number.....	14	257	2	9	3	9	49	385		1	8	257
41 Sows and gilts..... number.....	2	4			1	1	7	11			6	33
42 Other hogs, excl. pigs under 3 mos. old..... number.....	5	142	1	1	2	7	31	104			3	97
Animal-specialty farms:												
43 Horses and mules, excluding colts..... number.....			3	7	36	80	7	22	4	13	27	86
44 Cows and heifers kept mainly for milk..... number.....					22	44	6	18	4	6	23	67
45 Cows and heifers kept mainly for milk..... beef..... number.....			1	44	3	7	1	2			6	67
46 Other cattle, including calves..... number.....			3	131	18	95	5	24	3	19	24	118
47 Sows and gilts..... number.....			2	18	40	144			2	5	24	112
48 Other hogs, excl. pigs under 3 mos. old..... number.....			3	231	30	349	5	30	4	80	21	289
Stock ranches:												
49 Horses and mules, excluding colts..... number.....												
50 Cows and heifers kept mainly for milk..... number.....												
51 Cows and heifers kept mainly for milk..... beef..... number.....												
52 Other cattle, including calves..... number.....												
53 Sows and gilts..... number.....												
54 Other hogs, excl. pigs under 3 mos. old..... number.....												
Poultry farms:												
55 Horses and mules, excluding colts..... number.....	3	5	8	14	4	5	12	24	5	10	15	28
56 Cows and heifers kept mainly for milk..... number.....	3	5	5	7	1	1	10	23	6	7	14	21
57 Cows and heifers kept mainly for milk..... beef..... number.....											1	3
58 Other cattle, including calves..... number.....	1	2	5	5	1	1	6	19	4	5	7	21
59 Sows and gilts..... number.....	1	2	2	2	3	5	5	2	2	3	6	10
60 Other hogs, excl. pigs under 3 mos. old..... number.....	2	13	3	9	3	7	3	5	4	6	9	23
Self-sufficing farms:												
61 Horses and mules, excluding colts..... number.....	5	6	11	13	91	101	276	422	43	58	52	73
62 Cows and heifers kept mainly for milk..... number.....	2	2	6	6	12	15	242	354	22	25	27	32
63 Cows and heifers kept mainly for milk..... beef..... number.....							15	20			1	1
64 Other cattle, including calves..... number.....			3	5	10	18	121	186	13	18	17	18
65 Sows and gilts..... number.....			3	4	71	104	10	17	0	8	22	33
66 Other hogs, excl. pigs under 3 mos. old..... number.....	2	4	7	15	52	200	161	355	35	78	26	86
Abnormal and unclassified farms:												
67 Horses and mules, excluding colts..... number.....	25	34	37	55	180	231	182	327	27	46	58	103
68 Cows and heifers kept mainly for milk..... number.....	13	37	20	25	13	25	147	235	19	34	30	61
69 Cows and heifers kept mainly for milk..... beef..... number.....					4	208	8	9	2	198	1	2
70 Other cattle, including calves..... number.....	2	4	10	13	10	349	75	207	9	194	16	62
71 Sows and gilts..... number.....	6	18	5	7	139	217	15	17	8	24	28	63
72 Other hogs, excl. pigs under 3 mos. old..... number.....	15	112	21	76	88	319	90	235	19	72	39	327
SPECIFIED ITEMS, BY TWO TYPES OF FARMS												
73 Steers, 2 years old and over..... Ranches..... number.....												
74 Steers, 2 years old and over..... All other..... number.....			13									94
75 Sheep, excluding lambs..... Ranches..... number.....							52					
76 Sheep, excluding lambs..... All other..... number.....	1	2	26	564	21	148	19	141	28	204	136	1,660
77 All cows milked..... Dairy..... number.....	17	575	3	18	3	19	56	623			9	215
78 All cows milked..... All other..... number.....	102	159	1,226	1,406	396	537	1,471	2,515	376	493	623	1,053
79 Of beef or dual-purpose breeding..... Dairy..... number.....	2	39					3	5				
80 Of beef or dual-purpose breeding..... All other..... number.....	14	23	22	28	9	15	234	396	32	64	19	41
81 Milk produced..... Dairy..... No. and gals.....	17	365,835	3	10,695	3	14,325	56	394,333			9	142,790
82 Milk produced..... All other..... No. and gals.....	102	67,284	1,226	491,732	396	180,522	1,471	1,093,797	376	182,024	623	272,029
83 Production, per cow..... Dairy..... gallons.....		630		594		754		633				664
84 Production, per cow..... All other..... gallons.....		423		307		336		435		369		258
85 Whole milk sold..... Dairy..... gallons.....		335,285		9,190		11,306		238,083				127,125
86 Whole milk sold..... All other..... gallons.....		15,984		10,680		3,074		31,580		11,699		22,806
87 Cream sold as butterfat..... Dairy..... pounds.....								12,128				306
88 Cream sold as butterfat..... All other..... pounds.....				115				11,533		230		900
89 Chickens over 3 mos. old on farms, Apr. 1, 1930..... Poultry..... number.....	7	4,135	9	2,750	5	612	13	2,289	8	1,291	20	3,981
90 Chickens over 3 mos. old on farms, Apr. 1, 1930..... All other..... number.....	187	6,538	2,881	62,445	1,964	44,770	1,738	68,364	768	34,564	1,080	46,160
91 Chicken eggs produced..... Poultry..... dozens.....		41,490		27,880		17,870		6,865		14,371		40,295
92 Chicken eggs produced..... All other..... dozens.....		62,030		282,621		208,896		388,591		188,376		290,196
93 Production, per chicken on hand..... Poultry..... dozens.....		10.0		10.1		11.2		7.8		11.1		10.1
94 Production, per chicken on hand..... All other..... dozens.....		6.6		4.5		6.7		6.7		5.5		6.3

LIVESTOCK PRODUCTS, 1929, BY TYPE OF FARM—Continued

bottom of p. 8]

FENDER		PERQUIMANS		PERSON		PIIT		POLK		RANDOLPH		RICHMOND		ROBESON		ROCKINGHAM		
Farms reporting	Animals or quantity	Farms reporting	Animals or quantity	Farms reporting	Animals or quantity	Farms reporting	Animals or quantity	Farms reporting	Animals or quantity	Farms reporting	Animals or quantity	Farms reporting	Animals or quantity	Farms reporting	Animals or quantity	Farms reporting	Animals or quantity	
418	597	410	938	27	62	53	174	106	161	902	1,890	47	73	99	223	102	188	
182	347	193	356	26	43	34	59	112	181	890	1,906	46	72	70	104	98	204	
8	66	17	109	1	3	1	1	1	1	6	15	2	2	2	10	3	33	
136	427	136	467	19	51	26	73	82	203	628	1,008	33	88	53	142	60	283	
148	343	215	620	3	3	23	87	13	21	312	457	9	26	47	92	9	21	
343	2,267	340	2,973	20	52	51	355	49	67	552	1,451	32	76	76	542	48	171	
										104	245			5	29	2	4	
										97	180			2	3	2	3	
										1	3					1	8	
										97	190			3	6	1	14	
										28	43			3	5	1	11	
										67	199			4	23		12	
85	104	311	739			111	175	540	935	80	155	1,275	2,219	3,133	5,026		13	
21	27	121	162			12	13	661	758	70	118	763	952	933	1,029		14	
1	12	20	8					8	10	3	7	4	5	44	53		15	
15	24	88	141			6	10	312	543	32	90	401	643	521	689		16	
28	36	122	294			9	18	21	38	16	20	80	162	382	466		17	
55	189	282	1,577			42	122	366	578	44	90	789	1,923	2,468	8,058		18	
304	403	230	587	1,859	3,077	4,600	8,202	460	874	24	48	3,080	4,542	2,802	2,802	4,641	19	
92	117	74	87	1,706	2,338	882	1,060	783	780	20	23	899	996	2,303	3,025	3,025	20	
2	7	6	26	10	21	53	117	1	6	1	1	26	20	8	8	16	21	
76	135	41	118	747	1,176	531	998	262	601	12	21	547	707	1,080	1,713	1,713	22	
116	108	91	245	60	79	559	1,806	61	78	2	8	707	886	33	40	40	23	
223	1,059	175	1,511	1,397	3,163	2,557	9,064	231	576	18	39	2,273	7,679	1,874	3,869	3,869	24	
168	221							9	10								25	
61	79							10	10								26	
2	8																27	
35	57							7	12								28	
27	44							1	1								29	
122	716							6	8								30	
117	182					2	4	5	8	8	15	2	3	22	40	3	31	
34	84							5	7	6	14	6	6	6	7	3	32	
22	56							3	5	3	8	1	1	4	4		33	
5	8											1	1	4	3		34	
72	257					1	3	2	3	3	7	1	2	11	42	2	35	
13	34					9	27	7	10	31	103	20	38	8	17	25	36	
13	268					11	189	8	64	39	702	23	255	10	114	30	37	
2	11					1	1			4	15			1	4	1	38	
13	234					10	250	6	42	80	1,543	21	267	0	151	23	39	
3	7					3	10			30	37	4	0	4	9	1	40	
6	84					7	110	1	3	48	175	10	49	7	78	18	41	
45	77					12	53			17	32			3	6	6	42	
23	54	23	98			9	20			22	52			3	22	3	27	
6	28	1	42			2	3										44	
28	126	18	40			7	24			18	151			3	6	5	45	
37	119	10	70			0	31			12	84			2	5	4	46	
41	532	26	501			11	65			13	104			3	10	2	47	
																	48	
																	49	
																	50	
																	51	
																	52	
																	53	
																	54	
5	7									52	101	3	5			3	55	
3	4									57	125	5	6			5	56	
										2	11						57	
2	2									40	113	1	1			3	58	
1	1									18	17						59	
2	18									22	56	1	1			2	60	
223	252	41	55	53	88	77	157	94	125	833	1,442	42	51	85	154	221	61	
76	86	9	11	52	70	22	30	116	143	88	1,122	36	40	42	47	134	185	
6	6			1	1	2	2			10	12			3	4	1	93	
56	74	6	6	23	37	19	32	63	102	414	613	15	27	24	43	54	94	
81	105	15	20	3	3	19	42	4	5	117	151	3	4	22	31	2	95	
187	622	27	87	38	69	41	192	57	78	442	840	22	64	77	403	73	129	
126	151	32	62	131	211	77	182	88	120	361	556	139	203	111	156	123	173	
41	55	4	5	95	158	14	21	91	113	401	512	94	142	34	37	128	160	
2	2	1	86	1	2	1	2	1	2	2	3	1	4	1	1	2	69	
35	50	6	11	34	107	7	15	52	76	187	206	56	165	18	34	57	88	
59	83	8	27	3	5	13	56	3	6	41	48	9	25	16	21	3	70	
102	490	16	111	99	208	25	95	36	55	210	395	77	243	80	250	83	155	
																		73
																		74
																		75
10	175	81	1,155	13	110	15	239	4	45	64	531	4	25	21	135	12	207	
14	277					11	252	8	83	94	825	23	245	10	141	32	465	
529	833	435	603	1,892	2,564	979	1,206	875	1,185	2,929	4,951	972	1,275	1,976	2,193	2,727	3,626	
1	1									3	9	2	63	3	19	79	9	
22	34	24	43	178	233	33	45	10	12	28	61	33	40	161	181	24	72	
14	158,351					11	176,450	8	43,318	94	477,566	23	140,335	10	78,445	32	317,435	
529	254,558	435	151,906	1,892	1,037,950	979	436,745	875	568,145	2,929	2,201,105	972	590,456	1,976	894,830	2,727	1,819,548	
	572						700		528		579		573		556		83	
	306		252		405		362		479		445		463		403		502	
	150,297						101,225		33,500		304,049		110,314		72,478		236,885	
	34,054		5,500		21,596		10,290		7,545		64,288		18,243		17,346		28,085	
							375		1,300		6,530		1,660				6,462	
							390		3,715		52,760		4,215		3,566		695	
7	230									13,334	18,334	5	1,455			7	2,290	
1,708	42,982	1,136	43,653	2,386	55,073	4,893	112,563	1,074	25,273	3,570	119,977	1,477	29,901	6,603	121,031	3,527	86,210	
	10,274										194,445		15,505				23,386	
	222,268		225,868		317,370		519,149		141,990		855,116		149,981		520,336		595,953	
8.1											10.6		10.7				12.4	
5.2			5.2		5.7		4.6		5.6		7.1		5.0		4.3		6.9	

[See Note,

	TYPE OF FARM, BY CLASS OF ANIMALS (See definitions in Introduction)	ROWAN		RUTHERFORD		SAMPSON		SCOTLAND		STANLY		STOKES	
		Farms reporting	Animals or quantity	Farms reporting	Animals or quantity	Farms reporting	Animals or quantity	Farms reporting	Animals or quantity	Farms reporting	Animals or quantity	Farms reporting	Animals or quantity
1	General farms:												
2	Horses and mules, excluding colts..... number	596	1,373	186	324	361	709	26	63	573	1,232	60	128
3	Cows and heifers kept mainly for milk..... number	655	1,662	199	361	237	387	22	33	573	1,176	60	103
4	beef..... number	5	33	3	4	6	6			6	6		
5	Other cattle, including calves..... number	487	1,296	152	450	188	621	17	39	429	1,060	40	112
6	Sows and gilts..... number	141	178	25	41	125	223	3	7	98	120	2	2
7	Other hogs, excl. pigs under 3 mos. old..... number	408	1,263	140	237	285	1,730	13	49	374	953	54	93
8	Cash-grain farms:												
9	Horses and mules, excluding colts..... number	13	47			12	19	5	11	13	28		
10	Cows and heifers kept mainly for milk..... number	11	22			4	4	1	2	14	21		
11	beef..... number												
12	Other cattle, including calves..... number	6	10			2	6	1	8	7	12		
13	Sows and gilts..... number	3	3			2	2	1	1	1	1		
14	Other hogs, excl. pigs under 3 mos. old..... number	6	23			6	16	2	4	11	21		
15	Cotton farms:												
16	Horses and mules, excluding colts..... number	1,224	2,332	1,983	3,615	2,981	4,693	1,097	3,079	1,097	2,260		
17	Cows and heifers kept mainly for milk..... number	1,346	2,460	2,137	3,159	1,080	1,253	500	669	1,040	1,524		
18	beef..... number	8	10	20	30	8	9	5	30	29	37		
19	Other cattle, including calves..... number	757	1,605	1,193	3,143	787	1,184	243	358	610	1,117		
20	Sows and gilts..... number	173	218	65	89	713	1,112	109	214	112	147		
21	Other hogs, excl. pigs under 3 mos. old..... number	830	2,198	1,184	1,979	2,173	9,057	850	2,308	654	1,271		
22	Crop-specialty farms:												
23	Horses and mules, excluding colts..... number	10	33	19	31	93	1,510	25	46	25	51	2,333	3,994
24	Cows and heifers kept mainly for milk..... number	9	18	16	27	420	552	15	23	24	48	2,458	3,171
25	beef..... number					7	9					25	27
26	Other cattle, including calves..... number	4	10	15	30	321	661	12	15	19	42	1,150	1,836
27	Sows and gilts..... number	3	3	2	2	201	294	2	4	2	2	30	42
28	Other hogs, excl. pigs under 3 mos. old..... number	4	11	14	30	717	2,526	13	35	15	35	2,410	4,115
29	Fruit farms:												
30	Horses and mules, excluding colts..... number	4	13			52	84	3	8				
31	Cows and heifers kept mainly for milk..... number	3	5			25	30	1	2				
32	beef..... number	1	2										
33	Other cattle, including calves..... number	2	7			21	35	1	1				
34	Sows and gilts..... number	1	1			12	14	1	3				
35	Other hogs, excl. pigs under 3 mos. old..... number	1	4			36	118	2	7				
36	Truck farms:												
37	Horses and mules, excluding colts..... number	7	15	8	14	111	216	22	48				
38	Cows and heifers kept mainly for milk..... number	11	19	9	13	41	62	13	18				
39	beef..... number			1	3								
40	Other cattle, including calves..... number	5	21	5	11	35	55	8	33				
41	Sows and gilts..... number	2	2	1	1	22	34	4	4				
42	Other hogs, excl. pigs under 3 mos. old..... number	4	25	5	10	79	329	8	24				
43	Dairy farms:												
44	Horses and mules, excluding colts..... number	41	128	43	87	3	6			16	44		
45	Cows and heifers kept mainly for milk..... number	48	674	48	369	3	64			17	319		
46	beef..... number			1	2					1	1		
47	Other cattle, including calves..... number	41	346	36	147	3	42			16	205		
48	Sows and gilts..... number	12	24	1	2	2	4			4	7		
49	Other hogs, excl. pigs under 3 mos. old..... number	23	77	29	67	3	16			13	51		
50	Animal-specialty farms:												
51	Horses and mules, excluding colts..... number	11	41			17	37			5	22		
52	Cows and heifers kept mainly for milk..... number	3	30			10	20			4	11		
53	beef..... number	3	36			1	20						
54	Other cattle, including calves..... number	10	125			14	90			4	30		
55	Sows and gilts..... number	5	13			9	32			4	18		
56	Other hogs, excl. pigs under 3 mos. old..... number	3	23			16	217			4	86		
57	Stock ranches:												
58	Horses and mules, excluding colts..... number												
59	Cows and heifers kept mainly for milk..... number												
60	beef..... number												
61	Other cattle, including calves..... number												
62	Sows and gilts..... number												
63	Other hogs, excl. pigs under 3 mos. old..... number												
64	Poultry farms:												
65	Horses and mules, excluding colts..... number	10	28	13	19	5	6			23	41	3	8
66	Cows and heifers kept mainly for milk..... number	20	42	13	22	5	8			25	44	6	7
67	beef..... number					1	1			1	1		
68	Other cattle, including calves..... number	14	40	6	9	3	9			16	41	2	3
69	Sows and gilts..... number	3	4	1	1	1	1						
70	Other hogs, excl. pigs under 3 mos. old..... number	7	23	6	12	4	32			7	16	4	7
71	Self-sufficing farms:												
72	Horses and mules, excluding colts..... number	219	357	230	336	137	159	11	12	204	318	85	132
73	Cows and heifers kept mainly for milk..... number	216	323	284	377	78	95	11	13	206	283	94	117
74	beef..... number	2	2	3	3	1	1			3	4	1	1
75	Other cattle, including calves..... number	93	135	154	236	60	95	8	14	111	180	44	62
76	Sows and gilts..... number	9	16	19	23	22	31	3	7	26	26	2	2
77	Other hogs, excl. pigs under 3 mos. old..... number	106	221	157	255	99	273	11	56	112	217	85	140
78	Abnormal and unclassified farms:												
79	Horses and mules, excluding colts..... number	189	272	147	223	157	203	14	19	113	205	170	244
80	Cows and heifers kept mainly for milk..... number	226	320	181	243	48	61	11	21	111	158	172	198
81	beef..... number	1	8	2	3	1	2						
82	Other cattle, including calves..... number	91	160	74	155	33	95	8	16	57	94	56	101
83	Sows and gilts..... number	9	19	7	13	23	25	5	10	9	11	2	5
84	Other hogs, excl. pigs under 3 mos. old..... number	108	219	100	211	104	311	12	60	61	94	174	291
85	SPECIFIED ITEMS, BY TWO TYPES OF FARMS												
86	Steers, 2 years old and over..... number												
87	All other..... number		38		52		40		23		47		23
88	Sheep, excluding lambs..... number												
89	All other..... number	33	338	10	32	21	177	2	22	11	127	7	62
90	Dairy..... number	48	716	50	451	3	98			17	298		
91	All cows milked..... number	2,553	5,093	2,389	4,242	1,947	2,422	540	653	2,057	3,187	2,788	3,530
92	Of beef or dual-purpose..... number	8	64	3	21	3	36						
93	breeding..... number	143	309	114	159	243	296	18	23	47	80	10	10
94	Milk produced..... number	48	403,110	50	293,603	3	39,500			17	166,760		
95	All other No. and gals..... number	2,553	2,162,902	2,389	1,971,206	1,947	923,587	540	250,281	2,057	1,500,819	2,788	1,556,871
96	Dairy..... gallons		583		651		403				660		
97	All other..... gallons		425		465		383		383		471		441
98	Whole milk sold..... number		312,460		235,445		27,120				165,579		
99	All other..... gallons		55,232		66,510		16,207		10,056		17,807		8,892
100	Dairy..... pounds		6,750		85						280		
101	All other..... pounds		160,717		34,723		8,742		200		87,653		1,564
102	Cream sold as butterfat..... number		6,331	13	1,866	9	2,390			27	7,489	6	1,105
103	All other..... number	2,927	90,920	3,340	81,697	5,216	111,067	1,400	25,332	2,232	72,580	3,457	81,525
104	farms, Apr. 1, 1930..... number		63,068		16,510		16,080				70,198		9,608
105	Chicken eggs produced..... number		559,346		573,481		559,707		126,970		528,286		493,967
106	Production, per chicken on hand..... dozens		10.8		8.8		6.7				9.4		8.7
107	All other..... dozens		6.2		7.1		5.0		5.0		7.3		6.1

COUNTY TABLE IV.—SPECIFIED LIVESTOCK, 1930, AND LIVESTOCK PRODUCTS, 1929, BY TYPE OF FARM—Con.
[See NOTE, bottom of p. 8]

	TYPE OF FARM, BY CLASS OF ANIMALS (See definitions in Introduction)	WATAUGA		WAYNE		WILKES		WILSON		YADKIN		YANCEY	
		Farms reporting	Animals or quantity	Farms reporting	Animals or quantity	Farms reporting	Animals or quantity	Farms reporting	Animals or quantity	Farms reporting	Animals or quantity	Farms reporting	Animals or quantity
1	General farms:												
2	Horses and mules, excluding colts..... number	370	605	227	454	524	892	47	90	191	389	207	380
3	Cows and heifers kept mainly for milk..... number	488	1,269	109	186	715	1,616	18	25	219	475	252	520
4	beef..... number	38	123	3	10	12	18	1	6			7	22
5	Other cattle, including calves..... number	433	2,104	75	230	544	1,674	10	23	147	408	229	1,013
6	Sows and gilts..... number	82	126	104	250	160	216	15	20	37	69	30	38
7	Other hogs, excl. pigs under 3 mos. old..... number	332	676	155	338	428	931	35	135	137	247	159	344
8	Cash-grain farms:												
9	Horses and mules, excluding colts..... number			7	8	32	64			11	26	1	2
10	Cows and heifers kept mainly for milk..... number			2	2	39	79			11	18	1	1
11	beef..... number					1	6						
12	Other cattle, including calves..... number					25	58			5	14	1	1
13	Sows and gilts..... number					4	4			2	4		
14	Other hogs, excl. pigs under 3 mos. old..... number			3	6	21	47			6	12		
15	Cotton farms:												
16	Horses and mules, excluding colts..... number			721	1,300	5	6	180	288	6	11		
17	Cows and heifers kept mainly for milk..... number			208	257	5	6	18	34	8	11		
18	beef..... number			5	9			2	2				
19	Other cattle, including calves..... number			134	190	3	3	11	46	4	8		
20	Sows and gilts..... number			182	269			18	34				
21	Other hogs, excl. pigs under 3 mos. old..... number			437	1,089	5	9	73	310	2	2		
22	Crop-specialty farms:												
23	Horses and mules, excluding colts..... number	35	61	2,902	5,403	100	176	3,970	6,287	1,301	2,457	80	131
24	Cows and heifers kept mainly for milk..... number	64	112	836	1,027	180	293	402	525	1,528	2,133	102	177
25	beef..... number	1	1	16	30	3	12	52	77	15	17		
26	Other cattle, including calves..... number	51	176	498	732	112	223	250	343	747	1,326	73	271
27	Sows and gilts..... number	4	4	815	1,167	22	37	410	593	63	143	6	6
28	Other hogs, excl. pigs under 3 mos. old..... number	36	60	2,082	8,055	131	271	2,141	7,876	1,065	1,873	68	153
29	Fruit farms:												
30	Horses and mules, excluding colts..... number	5	20	10	17	72	125					2	2
31	Cows and heifers kept mainly for milk..... number	4	10	4	8	79	132					3	4
32	beef..... number					2	3						
33	Other cattle, including calves..... number	3	20	4	7	51	107					1	5
34	Sows and gilts..... number			5	7	9	14					1	1
35	Other hogs, excl. pigs under 3 mos. old..... number	2	4	5	20	42	76					2	2
36	Truck farms:												
37	Horses and mules, excluding colts..... number	18	27	40	89								
38	Cows and heifers kept mainly for milk..... number	20	39	14	16								
39	beef..... number												
40	Other cattle, including calves..... number	13	37	8	8								
41	Sows and gilts..... number	2	2	16	37								
42	Other hogs, excl. pigs under 3 mos. old..... number	12	21	17	52								
43	Dairy farms:												
44	Horses and mules, excluding colts..... number	3	7	20	41	15	29	5	7	11	25		
45	Cows and heifers kept mainly for milk..... number	7	40	19	239	20	194	6	86	11	113		
46	beef..... number												
47	Other cattle, including calves..... number	6	67	18	208	17	148	6	55	12	125		
48	Sows and gilts..... number	2	8	7	12	4	6	1	1	4	11		
49	Other hogs, excl. pigs under 3 mos. old..... number	3	6	17	68	0	18	2	9	7	31		
50	Animal-specialty farms:												
51	Horses and mules, excluding colts..... number	79	147	9	19	20	35			4	10	28	63
52	Cows and heifers kept mainly for milk..... number	91	307	8	14	21	67			3	7	34	129
53	beef..... number	17	213			2	35					3	4
54	Other cattle, including calves..... number	95	1,283	6	17	18	125			2	13	35	467
55	Sows and gilts..... number	23	33	7	41	9	17			2	6	7	8
56	Other hogs, excl. pigs under 3 mos. old..... number	73	171	9	137	14	39			3	24	28	165
57	Stock ranches:												
58	Horses and mules, excluding colts..... number												
59	Cows and heifers kept mainly for milk..... number												
60	beef..... number												
61	Other cattle, including calves..... number												
62	Sows and gilts..... number												
63	Other hogs, excl. pigs under 3 mos. old..... number												
64	Poultry farms:												
65	Horses and mules, excluding colts..... number	11	15	5	6	25	38			10	13		
66	Cows and heifers kept mainly for milk..... number	23	46			36	93			19	27		
67	beef..... number					1	4						
68	Other cattle, including calves..... number	22	89			22	63			10	24		
69	Sows and gilts..... number	1	1	1	1	9	14						
70	Other hogs, excl. pigs under 3 mos. old..... number	20	30	3	19	15	36			10	17		
71	Self-sufficing farms:												
72	Horses and mules, excluding colts..... number	488	665	38	49	1,365	1,937	19	21	214	326	627	919
73	Cows and heifers kept mainly for milk..... number	988	1,621	17	22	2,194	3,309	6	12	234	313	939	1,364
74	beef..... number	26	51			34	56	1	1	3	4	19	35
75	Other cattle, including calves..... number	734	1,643	8	19	1,361	2,303	3	98	144	654	1,415	2,115
76	Sows and gilts..... number	56	66	13	16	158	215	1	1	8	8	34	41
77	Other hogs, excl. pigs under 3 mos. old..... number	579	918	21	70	1,250	2,134	14	68	135	215	540	852
78	Abnormal and unclassified farms:												
79	Horses and mules, excluding colts..... number	121	195	130	211	390	551	41	57	52	90	172	273
80	Cows and heifers kept mainly for milk..... number	297	484	26	99	860	1,233	9	11	104	153	405	562
81	beef..... number	11	94	2	12	5	12			2	2	10	22
82	Other cattle, including calves..... number	207	936	18	88	490	880	3	5	41	76	234	625
83	Sows and gilts..... number	7	8	26	113	62	97	4	14	5	12	12	13
84	Other hogs, excl. pigs under 3 mos. old..... number	107	291	68	690	491	799	21	93	57	85	204	305
85	SPECIFIED ITEMS, BY TWO TYPES OF FARMS												
86	Steers, 2 years old and over..... Ranches..... number												
87	All other..... number		1,005		28		267		6		38		342
88	Sheep, excluding lambs..... Ranches..... number												
89	All other..... number	622	9,300	11	122	44	548	7	41	11	130	186	2,152
90	All cows milked..... Dairy..... number	7	52	21	291	20	192	6	106	12	138		
91	Of beef or dual-purpose..... Dairy..... number	2,049	4,047	1,227	1,537	4,238	7,177	490	560	2,200	3,237	1,824	2,850
92	breeding..... number	1	6	1	15			2	2	1	5		
93	All other..... number	532	1,081	32	42	146	251	22	26	21	40	120	283
94	Milk produced..... Dairy..... No. and gals.	7	29,120	21	176,125	20	118,167	6	59,000	12	80,690		
95	All other..... No. and gals.	2,049	1,783,703	1,227	654,988	4,238	2,914,035	490	217,517	2,200	1,471,674	1,824	1,350,461
96	Production, per cow..... Dairy..... gallons		500		605		615		557		535		
97	All other..... gallons		441		426		406		388		455		474
98	Whole milk sold..... Dairy..... gallons		20,185		171,655		69,710		52,000		57,300		
99	All other..... gallons		108,409		56,079		38,013		7,816		31,582		9,244
100	Cream sold as butterfat..... Dairy..... pounds		300		100		8,340				2,500		
101	All other..... pounds		1,456		1,645		47,360		120		12,186		8,626
102	Chickens over 3 mos. old on farms, Apr. 1, 1930..... Poultry..... number	25	4,145	5	814	38	6,344			21	3,877		
103	All other..... number	2,010	46,063	4,297	103,350	4,650	108,724	3,852	88,196	2,479	64,018	1,886	36,179
104	Chicken eggs produced..... Poultry..... dozens		44,630		7,245		70,001				36,039		
105	Production, per chicken on hand..... Poultry..... dozens		322,606		400,373		776,506		404,991		406,448		228,409
106	All other..... dozens		10.8		8.9		11.0				9.3		
107	All other..... dozens		7.0		3.9		7.1		4.6		6.3		6.3

	TYPE AND SIZE (See definitions in Introduction)											
	Burke	Cabarrus	Caldwell	Camden	Carteret	Caswell	Catawba	Chatham	Cherokee	Chowan	Clay	Cleveland
General farms:	<i>Number</i>	<i>Number</i>	<i>Number</i>	<i>Number</i>	<i>Number</i>	<i>Number</i>	<i>Number</i>	<i>Number</i>	<i>Number</i>	<i>Number</i>	<i>Number</i>	<i>Number</i>
1 Under 10 acres.....	3	5	3	8	3		12	2	4	6	4	6
2 10 to 19 acres.....	15	5	8	14	12	4	18	7	6	26	3	7
3 20 to 49 acres.....	37	35	41	119	34	19	112	46	18	150	30	36
4 50 to 99 acres.....	144	128	102	113	20	27	182	161	52	105	47	29
5 100 to 174 acres.....	99	124	97	35	10	23	109	176	67	42	41	10
6 175 to 259 acres.....	44	43	28	10	7	12	29	68	23	12	13	3
7 260 to 499 acres.....	19	9	10	7	2	5	6	28	8	6	5	4
8 500 acres and over.....	2	2	5	2	4		1	11	7	4	3	
Cash-grain farms:												
9 Under 20 acres.....			1				1					
10 20 to 49 acres.....	11		2				5	7		2		
11 50 to 99 acres.....	16	3	2				10	5		1		
12 100 to 174 acres.....	16	5					5	7		4		
13 175 to 259 acres.....	9	2						3		1		
14 260 to 499 acres.....	3	3	2				2	2		1		
15 500 acres and over.....	1		1					1		1		
Cotton farms:												
16 Under 10 acres.....	2	46		2	3		46	8		31		128
17 10 to 19 acres.....	5	172	1	10	10	1	178	108		48		751
18 20 to 49 acres.....	47	454	1	69	9	2	597	284		83		2,311
19 50 to 99 acres.....	46	530	3	57	5	2	645	336		37		1,336
20 100 to 174 acres.....	18	361		10	1	1	288	277		14		298
21 175 to 259 acres.....	8	69		2			85	97		1		50
22 260 to 499 acres.....	3	24		1	1		20	44		4		18
23 500 acres and over.....	1	1		1			2	3		1		2
Crop-specialty farms:												
24 Under 10 acres.....			1	1	55	28		18		30		
25 10 to 19 acres.....	1	1	1	6	104	249	1	47		63		
26 20 to 49 acres.....	1	2	13	63	176	841	7	56		176		
27 50 to 99 acres.....		12	27	80	99	719	8	140		73		
28 100 to 174 acres.....	1	7	20	33	52	527	7	96		36		
29 175 to 259 acres.....		4	8	6	18	158	1	33		12		
30 260 to 499 acres.....			1	7	7	67		10		10		
31 500 acres and over.....				2	5	7		6		7		
Fruit farms:												
32 Under 10 acres.....			1						1			
33 10 to 19 acres.....			2				1					
34 20 to 49 acres.....	2		1				4					
35 50 to 99 acres.....	3		3				5		3			
36 100 to 174 acres.....			5				2		2			
37 175 to 259 acres.....			2						2			
38 260 to 499 acres.....									2			
39 500 acres and over.....												
Truck farms:												
40 Under 3 acres.....				1						1		
41 3 to 9 acres.....										1		
42 10 to 19 acres.....	1	1			3					1		
43 20 to 49 acres.....		1			5					2		
44 50 to 99 acres.....	2			1	4				1	1		
45 100 to 174 acres.....		2			5					1		
46 175 to 259 acres.....					2							
47 260 acres and over.....					2				1			
Dairy farms:												
48 Under 10 acres.....	1		1		1		2		1			2
49 10 to 19 acres.....	3		3		1		4		1			1
50 20 to 49 acres.....	6	6	3		3		14	7				9
51 50 to 99 acres.....	11	15	11		2		13	5	2	2		10
52 100 to 174 acres.....	3	11	8		1		4	4				3
53 175 to 259 acres.....	7	8	5				5	2	1	1		2
54 260 to 499 acres.....	1	1	2				4	4				
55 500 acres and over.....		1					1	4				
Animal-specialty farms:												
56 Under 20 acres.....	1						2		1	1		
57 20 to 49 acres.....	1	1	1	4	2		2		1	3	1	
58 50 to 99 acres.....	2	3	1	3	2		2		5	5	3	
59 100 to 174 acres.....		1		0	3		2		5	7	5	
60 175 to 259 acres.....		1		1	1		4		2	1	4	
61 260 to 499 acres.....		1	2		1		2		3	2	2	
62 500 acres and over.....		1	1				2		1	2	1	
Stock ranches:												
63 50 to 99 acres.....												
64 100 to 174 acres.....												
65 175 to 259 acres.....												
66 260 to 499 acres.....												
67 500 to 999 acres.....												
68 1,000 to 4,999 acres.....												
Poultry farms:												
69 Under 3 acres.....				1								1
70 3 to 9 acres.....								3				2
71 10 to 19 acres.....	4	3	3	2		1						1
72 20 to 49 acres.....	2	2	1	5		2						6
73 50 to 99 acres.....	2	4	5	0				3				4
74 100 to 174 acres.....	2	1	1					14		3		4
75 175 to 259 acres.....	2		1					9		1		3
76 260 acres and over.....	1		2					1		1		
Self-sufficing farms:												
77 Under 3 acres.....			1			1					1	
78 3 to 9 acres.....	38	3	46	4	4	3	20	20	47	11		8
79 10 to 19 acres.....	118	9	59	1	5	12	48	68	93	12	40	8
80 20 to 49 acres.....	287	24	244	8	6	20	130	163	346	18	70	8
81 50 to 99 acres.....	200	10	315	7	2	16	81	227	406	7	200	18
82 100 to 174 acres.....	131	9	104	1	2	12	25	113	261	1	158	11
83 175 to 259 acres.....	23	3	56		1	6	8	38	63		71	5
84 260 to 499 acres.....	22		31			2	2	24	24		14	1
85 500 acres and over.....	6		4			1		13	3		4	
Abnormal farms:												
86 Under 3 acres.....			1					9	5		3	
87 3 to 9 acres.....	64	8	146	2	56	2	49	30	44	9	14	3
88 10 to 19 acres.....	89	3	87	1	27	3	56	18	50	2	10	8
89 20 to 49 acres.....	154	9	172	1	20	9	80	29	118	10	21	11
90 50 to 99 acres.....	74	10	104		4	8	28	64	87	2	34	10
91 100 to 174 acres.....	36	2	53	1	5	8	12	37	42		5	2
92 175 to 259 acres.....	9	2	15	1		2	4	15	15		2	2
93 260 to 499 acres.....	8		5		1			11	11		3	
94 500 to 999 acres.....	1		3	1	1			3	1	1	1	
95 1,000 to 4,999 acres.....	1	2						1	1			
96 5,000 to 9,999 acres.....			1		2			1	1			

TYPE AND SIZE (See definitions in Introduction)		Guilford	Halifax	Harnett	Haywood	Henderson	Hertford	Hoke	Hyde	Iredell	Jackson	Johnston	Jones	Lee
		Number	Number	Number	Number	Number	Number	Number	Number	Number	Number	Number	Number	Number
1	General farms:													
2	Under 10 acres.....	6	3	9	14	13	1	2	11	4	3	5	1	3
3	10 to 19 acres.....	26	5	10	29	37	5	4	31	13	9	27	6	7
4	20 to 49 acres.....	117	41	34	92	127	38	11	153	92	51	90	25	22
5	50 to 99 acres.....	226	37	32	103	108	28	18	129	202	79	61	14	26
6	100 to 174 acres.....	168	20	26	83	76	17	10	44	147	66	43	21	17
7	175 to 259 acres.....	56	8	12	26	20	5	5	11	34	17	11	7	14
8	260 to 499 acres.....	25	6	8	17	13	5	5	8	18	18	10	7	8
9	500 acres and over.....	2		2	1	2	5	5	3	4	2		6	3
10	Cash-grain farms:													
11	Under 20 acres.....			3	2			1	8	2		5		
12	20 to 49 acres.....	4		3	3	1		1	30	6		4		
13	50 to 99 acres.....	9		2	1			1	22	7		2		
14	100 to 174 acres.....	10		1		2		1	4	9		2		
15	175 to 259 acres.....	4		1					3	1				
16	260 to 499 acres.....	2				2			5	2				
17	500 acres and over.....	1						1						
18	Cotton farms:													
19	Under 10 acres.....	3	69	66				13	27	12		165	5	31
20	10 to 19 acres.....	8	249	434				25	120	48		455	15	178
21	20 to 49 acres.....	22	1,370	1,059				68	871	162		1,462	43	292
22	50 to 99 acres.....	10	1,093	550				42	317	69		818	4	183
23	100 to 174 acres.....	9	321	102				13	92	14		280	8	109
24	175 to 259 acres.....	3	33	41				3	11	3		68	3	25
25	260 to 499 acres.....	2	36	19				3	9	35		26	2	19
26	500 acres and over.....	1	15	3				2	6	2		3	2	2
27	Crop-specialty farms:													
28	Under 10 acres.....	55	26	73	17		32	4	2	2	1	187	77	21
29	10 to 19 acres.....	189	57	279	35	1	130	43	12	5		570	198	69
30	20 to 49 acres.....	474	355	407	28	6	652	87	28	17		1,731	402	130
31	50 to 99 acres.....	553	331	271	24	10	618	41	28	41		886	190	120
32	100 to 174 acres.....	348	137	119	6	6	253	25	12	31	2	201	114	48
33	175 to 259 acres.....	109	44	23	1	1	45	16	3	5		44	58	12
34	260 to 499 acres.....	33	27	12	1	2	30	9	1			14	32	9
35	500 acres and over.....	5	8	6				8				2	13	0
36	Fruit farms:													
37	Under 10 acres.....	1		1	1			1						
38	10 to 19 acres.....	1		1	1	1		1						
39	20 to 49 acres.....	3		2	9	4		4						4
40	50 to 99 acres.....	1		1	15	8		4			2			4
41	100 to 174 acres.....			5	8	1		5						2
42	175 to 259 acres.....				4	2		1			1			
43	260 to 499 acres.....	2		6	1	1		2						
44	500 acres and over.....			1		4		1						
45	Truck farms:													
46	Under 3 acres.....					4					1			2
47	3 to 9 acres.....					4								
48	10 to 19 acres.....	2				4								
49	20 to 49 acres.....	12		2		10		7			1			
50	50 to 99 acres.....	10		1		5		2		4	4			1
51	100 to 174 acres.....	3		2		3		1			1			
52	175 to 259 acres.....	1				1		1			1			
53	260 to 499 acres.....													
54	500 acres and over.....													
55	Dairy farms:													
56	Under 10 acres.....	3	2	3		1			5			1		
57	10 to 19 acres.....	6	1	7		4			1			1		
58	20 to 49 acres.....	37	3	3		7		1	5			2		2
59	50 to 99 acres.....	63	5	2		6		1	24		2			
60	100 to 174 acres.....	54	3	6		21			6			13		4
61	175 to 259 acres.....	20	1	1		6			10		1			1
62	260 to 499 acres.....	16				3			2					1
63	500 acres and over.....	5				1			1					
64	Animal-specialty farms:													
65	Under 20 acres.....	1		1	5	1			2				1	
66	20 to 49 acres.....	6	3		24	4			6		7	2	3	
67	50 to 99 acres.....	5	2	3	53	4			5	1	10	4	2	
68	100 to 174 acres.....	3		1	54	3			3	5	13		4	
69	175 to 259 acres.....	2		1	23				2	3	9		5	
70	260 to 499 acres.....	3			11				1	3	3	1	2	
71	500 acres and over.....		4		1				1	1	3		2	
72	Stock ranches:													
73	50 to 99 acres.....				1									
74	100 to 174 acres.....				5									
75	175 to 259 acres.....				6									
76	260 to 499 acres.....				7									
77	500 to 999 acres.....				17									
78	1,000 to 4,999 acres.....				6									
79	Poultry farms:													
80	Under 3 acres.....			1	1				1	2		1		2
81	3 to 9 acres.....	5		2		5				3				
82	10 to 19 acres.....	11	1	1	1	2				1				
83	20 to 49 acres.....	14		1	1	4			1	6		1		2
84	50 to 99 acres.....	11	2	1		2			3	10		2		
85	100 to 174 acres.....	11			8	3				5				
86	175 to 259 acres.....	2	1		1									1
87	260 to 499 acres.....						1							
88	500 acres and over.....								1					
89	Self-sufficing farms:													
90	Under 3 acres.....	1	1	2								2		
91	3 to 9 acres.....	35	9	15	122	105	7	6	13	24	91	15	1	13
92	10 to 19 acres.....	72	8	13	148	169	5	7	20	37	155	20	10	15
93	20 to 49 acres.....	169	26	32	259	285	8	13	19	59	414	32	13	19
94	50 to 99 acres.....	129	13	14	194	207	4	12	7	70	330	15	8	23
95	100 to 174 acres.....	56	7	11	72	75	4	7	7	27	164	3	2	13
96	175 to 259 acres.....	10	1	1	13	18		1	1	2	30	2		3
97	260 to 499 acres.....	4		1	6	8		1	1	3	12		8	3
98	500 acres and over.....		1	1	1			1						
99	Abnormal farms:													
100	Under 3 acres.....	8		14	8				3		1	20		9
101	3 to 9 acres.....	87	30	97	85	4		8	7	14	76	9	8	12
102	10 to 19 acres.....	71	27	90	69	1	2	2	6	18	76	7	4	13
103	20 to 49 acres.....	106	18	10	89	2	4	4	11	26	139	6	4	14
104	50 to 99 acres.....	54	12	8	37	2	5	3	26	95	7	2	2	18
105	100 to 174 acres.....	16	10	1	20	26		3	16	32	5	2	2	8
106	175 to 259 acres.....	8	1		3	9		1	8	7	1			5
107	260 to 499 acres.....	1		1	5	3		1	2	2	2		3	4
108	500 to 999 acres.....				5	1		1		3	2			
109	1,000 to 4,999 acres.....	1	1											

AGRICULTURE—NORTH CAROLINA

COUNTY TABLE VI.—TYPE OF FARM, BY SPECIFIED VALUE OF FARM
[See Note.]

	THE STATE	Ala- manco	Alexan- der	Alle- ghany	Anson	Ashe	Avery	Beaufort	Bertie	Bladen	Brun- swick	Bun- combe
TYPE, BY VALUE OF PRODUCTS (See definitions in Introduction)	Number	Number	Number	Number	Number	Number	Number	Number	Number	Number	Number	Number
General farms:												
Under \$250	1,078	8	7	26	6	89	6	15	5	22	35	20
\$250-\$599	6,492	135	81	133	20	338	22	69	56	97	124	171
\$600-\$999	9,255	193	101	189	45	315	95	88	104	80	76	208
\$1,000-\$1,499	6,175	134	65	100	41	130	58	45	45	44	41	135
\$1,500-\$2,499	3,110	87	18	37	21	43	28	27	22	31	5	61
\$2,500-\$3,999	653	24	1	3	1	7	1	2	2	3	3	9
\$4,000-\$5,999	155	4			1		1	4	1	2	3	1
\$6,000 and over	27											
Cash-grain farms:												
Under \$250	72	2						2				
\$250-\$399	100	3						3				
\$400-\$599	253	8						21				
\$600-\$999	323	10						31				
\$1,000-\$1,499	171	0						11				
\$1,500-\$2,499	94	1						6				
\$2,500 and over	40							3				
Cotton farms:												
Under \$250	4,148	21	10		164			118	28	110	10	
\$250-\$399	7,318	27	27		408			98	52	133	17	
\$400-\$599	12,894	42	95		640			101	113	175	12	
\$600-\$999	23,245	52	181		869			75	175	193	8	
\$1,000-\$1,499	16,272	22	78		418			37	103	86	7	
\$1,500-\$2,499	10,398	7	22		172			19	47	39	2	
\$2,500-\$3,999	2,278	3			31			7	7	7		
\$4,000-\$5,999	417	2			12			2	2	1		
\$6,000-\$9,999	110	1			2			1	1			
\$10,000 and over	86											
Crop-specialty farms:												
Under \$250	1,998	11						82	60	44	34	
\$250-\$399	5,406	53	2					1	1	78	73	11
\$400-\$599	12,050	150	12	1				345	343	156	98	53
\$600-\$999	29,677	290	85	1				648	792	269	171	62
\$1,000-\$1,499	27,484	252	85	5				455	678	195	90	15
\$1,500-\$2,499	20,346	179	42	6				352	452	116	54	15
\$2,500-\$3,999	5,408	37	5					88	67	29	14	
\$4,000-\$5,999	1,046	3						27	9	10	1	
\$6,000-\$9,999	296	2						14	3	2	3	
\$10,000 and over	101							12	1		1	
Fruit farms:												
Under \$250	55		2									3
\$250-\$599	238		13									4
\$600-\$999	344	1	17									10
\$1,000-\$1,499	348	1	22									10
\$1,500-\$2,499	330	1	20									3
\$2,500-\$3,999	152		3									4
\$4,000-\$5,999	71		3									8
\$6,000-\$9,999	61		2									2
\$10,000 and over	36											
Truck farms:												
Under \$250	55	1		1								3
\$250-\$599	217	3		2				2		1	11	7
\$600-\$999	275	1		1							9	7
\$1,000-\$1,499	236			1							5	7
\$1,500-\$2,499	223	1		4				1		2	6	6
\$2,500-\$3,999	118	1		3				1			2	1
\$4,000-\$5,999	45										3	
\$6,000 and over	36											
Dairy farms:												
Under \$250	16											11
\$250-\$599	135	6						8				38
\$600-\$999	277	9						8				34
\$1,000-\$1,499	364	11	1					3		1		37
\$1,500-\$2,499	554	20	2					4		2		50
\$2,500-\$3,999	410	13						4	1	2		20
\$4,000-\$5,999	287	8						4	2			28
\$6,000-\$9,999	273	7						1				15
\$10,000 and over	199	1						1				
Animal-specialty farms:												
Under \$250	43											5
\$250-\$599	247	1	1	18	1	10		4		4	2	9
\$600-\$999	440	3	1	24	1	65		14	4	9	7	16
\$1,000-\$1,499	473	3	1	20	1	86		6	12	3	4	10
\$1,500-\$2,499	444	4	3	38	3	58		11	12	6	6	6
\$2,500-\$3,999	216	2	2	22		20		4	8	5	3	2
\$4,000 and over	112	2		7		8		1	7			3
Stock ranches:												
\$400-\$599	8											4
\$600-\$999	9											3
\$1,000-\$1,499	14											7
\$1,500-\$2,499	24											4
\$2,500-\$3,999	33											4
\$4,000-\$5,999	20											4
\$6,000-\$9,999	12											4
\$10,000 and over	7											
Poultry farms:												
Under \$250	42	1										4
\$250-\$599	148	9										11
\$600-\$999	211	5										10
\$1,000-\$1,499	231	11	1							2	1	15
\$1,500-\$2,499	227	5	1							3	2	13
\$2,500-\$3,999	113	3	2							2		1
\$4,000 and over	91											6
Self-sufficing farms:												
Under \$250	9,255	115	68	84	27	430	100	62	22	197	190	350
\$250-\$399	9,899	111	113	116	25	520	176	41	26	135	113	360
\$400-\$599	6,938	81	144	124	17	460	220	8	17	86	67	403
\$600-\$999	6,330	77	93	83	13	284	131	3	6	24	36	491
Abnormal farms:												
Under \$250	4,343	59	22	53	11	127	101	46	17	64	53	170
\$250-\$399	4,201	40	25	60	11	136	153	42	11	53	29	180
\$400-\$599	3,891	40	29	71	8	122	128	10	8	32	36	188
\$600-\$999	2,061	18	22	37	10	78	57	11	4	22	10	108
\$1,000-\$1,499	366	6	8	2	10	16	4	1	3	4	2	7
\$1,500-\$2,499	415	7	8	4	8	12	3	3	1	5	1	8
\$2,500-\$3,999	258	1	6	2	7	5	6	2	2	2	4	4
\$4,000-\$5,999	200		4		5	8	1			2	1	9
\$10,000 and over	63			3		9		1				3

COUNTY TABLE VI.—TYPE OF FARM, BY SPECIFIED VALUE OF FARM

[See Note.]

	Davidson	Davie	Duplin	Durham	Edgecombe	Forsyth	Franklin	Gaston	Gates	Graham	Granville	Greene
TYPE, BY VALUE OF PRODUCTS (See definitions in Introduction)	Number	Number	Number	Number	Number	Number	Number	Number	Number	Number	Number	Number
General farms:												
1 Under \$250.....	12	4	10	10	5	13	2	1	16		2	1
2 \$250-\$500.....	144	81	107	53	13	88	39	27	101	18	27	6
3 \$600-\$999.....	322	182	162	54	13	180	82	92	118	59	28	4
4 \$1,000-\$1,499.....	227	114	131	41	13	149	51	87	84	12	27	2
5 \$1,500-\$2,499.....	89	44	89	16	8	74	13	58	72	1	9	2
6 \$2,500-\$3,999.....	10	5	45	6	3	14	3	9	21		2	1
7 \$4,000-\$5,999.....	4	1	14	1		1		2	3			
8 \$6,000 and over.....	1		3								1	
Cash-grain farms:												
9 Under \$250.....	29					1						
10 \$250-\$399.....	23			1								
11 \$400-\$599.....	40	5				12						
12 \$600-\$999.....	39	4		2		12						
13 \$1,000-\$1,499.....	21	4		1		8						
14 \$1,500-\$2,499.....	9	1		1		6						
15 \$2,500 and over.....	4			1		3						
Cotton farms:												
16 Under \$250.....	19	26	43	47	40	4	92	44	21		9	21
17 \$250-\$399.....	64	60	39	21	62	4	178	112	37		31	9
18 \$400-\$599.....	95	113	65	21	100	15	337	217	55		46	2
19 \$600-\$999.....	127	201	83	16	200	16	442	563	84		55	2
20 \$1,000-\$1,499.....	65	112	45	2	253	7	213	401	62		26	4
21 \$1,500-\$2,499.....	21	41	40	5	272	1	102	299	21		14	
22 \$2,500-\$3,999.....	4	11	11	1	60		14	68	12			
23 \$4,000-\$5,999.....			3	1	26		0	8	1		1	
24 \$6,000-\$9,999.....			1		15			2	1			
25 \$10,000 and over.....		1	1		9			1				
Crop-specialty farms:												
26 Under \$250.....	19	7	88	52	14	18	27		11		19	53
27 \$250-\$399.....	28	9	236	121	54	54	118		28		129	183
28 \$400-\$599.....	85	26	584	219	119	113	340	1	60		360	422
29 \$600-\$999.....	201	57	1,008	285	477	482	725	1	196		950	993
30 \$1,000-\$1,499.....	236	20	675	173	778	498	571	3	124		761	788
31 \$1,500-\$2,499.....	187	5	367	90	913	321	371	1	112		662	668
32 \$2,500-\$3,999.....	57	1	73	23	366	71	77		31		218	153
33 \$4,000-\$5,999.....	2		19	2	76	5	13		8		39	19
34 \$6,000-\$9,999.....			5	2	20	2			1		0	5
35 \$10,000 and over.....			4		4	1					3	
Fruit farms:												
36 Under \$250.....			10									
37 \$250-\$599.....			50			2						
38 \$600-\$999.....			94			3						
39 \$1,000-\$1,499.....			109									
40 \$1,500-\$2,499.....			109					1				
41 \$2,500-\$3,999.....			56					1				
42 \$4,000-\$5,999.....			22			1						
43 \$6,000-\$9,999.....			23									
44 \$10,000 and over.....			3						1			
Truck farms:												
45 Under \$250.....	2		3	5								
46 \$250-\$599.....	3		32	5		6		1				
47 \$600-\$999.....	7		39	7		5		3				
48 \$1,000-\$1,499.....	6		24	4		5		2				
49 \$1,500-\$2,499.....	5		31	1		2						
50 \$2,500-\$3,999.....	1		18									
51 \$4,000-\$5,999.....			5									
52 \$6,000 and over.....			3									
Dairy farms:												
53 Under \$250.....	1			2								
54 \$250-\$599.....	3	2		5	1	2		1			1	
55 \$600-\$999.....	4	5		11		11	1	10			3	
56 \$1,000-\$1,499.....	17	9		11		14	2	16				
57 \$1,500-\$2,499.....	20	24		13	2	24	2	29			1	
58 \$2,500-\$3,999.....	13	24		9	3	17	2	26			1	
59 \$4,000-\$5,999.....	8	10		6	1	16		18			3	
60 \$6,000-\$9,999.....	5	6		6	1	21	1	16			2	
61 \$10,000 and over.....	6	1		6	2	4		5			2	
Animal-specialty farms:												
62 Under \$250.....	1											
63 \$250-\$599.....	1	1	1			1		1	4	1	7	
64 \$600-\$999.....			4	2	2	3		2	3	6		
65 \$1,000-\$1,499.....		2	2	2	2	3		2	12			
66 \$1,500-\$2,499.....	2	3	3	3	5	1		2	2	1		
67 \$2,500-\$3,999.....	1	2	4	3				2				
68 \$4,000 and over.....			3		1				1			
Stock ranches:												
69 \$400-\$599.....												
70 \$600-\$999.....												
71 \$1,000-\$1,499.....												
72 \$1,500-\$2,499.....												
73 \$2,500-\$3,999.....												
74 \$4,000-\$5,999.....												
75 \$6,000-\$9,999.....												
76 \$10,000 and over.....												
Poultry farms:												
77 Under \$250.....	3					2						
78 \$250-\$599.....	7					4						
79 \$600-\$999.....	1	3	1	2		5	1	1				
80 \$1,000-\$1,499.....	3	3		2		5		1				
81 \$1,500-\$2,499.....	2	2		1		3	2	4			1	
82 \$2,500-\$3,999.....	2	4	1	1		3					2	
83 \$4,000 and over.....			1	1		4					1	
Self-sufficing farms:												
84 Under \$250.....	171	45	70	40	9	92	25	27	20	21	26	9
85 \$250-\$399.....	175	99	40	38	13	113	15	32	17	100	21	1
86 \$400-\$599.....	160	103	17	22	6	91	13	38	9	126	4	
87 \$600-\$999.....	120	64	5	11		98	9	21	4	70	4	
Abnormal farms:												
88 Under \$250.....	135	32	31	20	7	72	9	23	13	8	12	
89 \$250-\$399.....	113	35	17	16	4	130	14	40	7	40	4	3
90 \$400-\$599.....	89	19	21	14		102	16	34	5	75	5	4
91 \$600-\$999.....	48	10	11	7	3	41	9	18	3	40	4	
92 \$1,000-\$1,499.....	9	1		1		3	4	1		4	1	
93 \$1,500-\$2,499.....	10	1		6		1	11	5	2	5	5	
94 \$2,500-\$3,999.....	7		2	5		4	3			5	2	2
95 \$4,000-\$9,999.....	4	1				1	3		1	2	2	3
96 \$10,000 and over.....	2		2		2	1	3		1	2	2	

AGRICULTURE—NORTH CAROLINA

COUNTY TABLE VI.—TYPE OF FARM, BY SPECIFIED VALUE OF FARM
[See Note.]

	Madison	Martin	Mecklenburg	Mitchell	Montgomery	Moore	Nash	New Hanover	Northampton	Onslow	Orange	Famlico	Pasquotank
TYPE, BY VALUE OF PRODUCTS (See definitions in Introduction)	Number	Number	Number	Number	Number	Number	Number	Number	Number	Number	Number	Number	Number
General farms:													
Under \$250.....	16	2	1	0	3	13	3	1	2	11	7	14	20
\$250-\$500.....	145	18	33	39	51	103	18	11	41	51	106	67	109
\$600-\$999.....	175	26	66	83	70	99	32	8	60	61	150	76	124
\$1,000-\$1,499.....	85	14	45	47	40	54	27	9	52	55	54	31	91
\$1,500-\$2,499.....	30	6	27	9	6	17	12	7	54	37	28	18	58
\$2,500-\$3,999.....	2	2	6	3	3	5	3	2	6	7	8	4	28
\$4,000-\$5,999.....	1	1	3	1	2					1			3
\$6,000 and over.....	1												
Cash-grain farms:													
Under \$250.....			1		4								
\$250-\$399.....					1							3	
\$400-\$599.....				1		1					1		
\$600-\$999.....				4	4	2					6	1	
\$1,000-\$1,499.....					2						3		
\$1,500-\$2,499.....				4							2		
\$2,500 and over.....			1									1	
Cotton farms:													
Under \$250.....		16	75		79	49	67	1	56	36	28	56	43
\$250-\$399.....		13	253		180	69	108	2	135	27	54	20	27
\$400-\$599.....		14	474		209	92	176		275	25	79	19	26
\$600-\$999.....		31	913		226	75	276		881	26	78	23	11
\$1,000-\$1,499.....		26	629		112	37	256	1	814	8	12	14	3
\$1,500-\$2,499.....		10	353		43	18	160		621	6	4	6	3
\$2,500-\$3,999.....		1	82		6	1	51		136	2		2	
\$4,000-\$5,999.....		3	11		1	3	7		27	11			
\$6,000-\$9,999.....			6				3		6				
\$10,000 and over.....		1	1			1			2				
Crop-specialty farms:													
Under \$250.....	75	92	1	2		17	14		17	56	14	13	16
\$250-\$399.....	129	165	1	1	2	27	109	1	39	132	49	22	15
\$400-\$599.....	222	274	2	1	7	66	319	2	68	248	81	46	35
\$600-\$999.....	319	653	2	4	29	181	1,135	1	163	449	102	76	57
\$1,000-\$1,499.....	164	548	3	2	24	149	1,417	5	168	383	109	79	63
\$1,500-\$2,499.....	40	477	2		15	105	1,107		127	222	94	31	70
\$2,500-\$3,999.....	6	117	1		2	28	256		21	37	35	41	55
\$4,000-\$5,999.....	2	27				4	27		5	7		22	25
\$6,000-\$9,999.....		12				1	5		2	2		10	14
\$10,000 and over.....		2				1	3					10	7
Fruit farms:													
Under \$250.....				2	1	6							
\$250-\$399.....				2	2	9							
\$600-\$999.....				4	2	22							
\$1,000-\$1,499.....				3	4	23							
\$1,500-\$2,499.....				4	2	19							
\$2,500-\$3,999.....				1	4	11							
\$4,000-\$5,999.....					2	8							
\$6,000-\$9,999.....					5	5							
\$10,000 and over.....					8	5							
Truck farms:													
Under \$250.....			1					3				1	1
\$250-\$399.....			4					15					2
\$600-\$999.....	3		3	2	2			17				1	1
\$1,000-\$1,499.....	1		4		1			26				1	6
\$1,500-\$2,499.....	1		4	1	1			23				1	4
\$2,500-\$3,999.....	1		4		1			25					2
\$4,000-\$5,999.....			2					20					
\$6,000 and over.....								17					1
Dairy farms:													
Under \$250.....													
\$250-\$399.....	1		4				1			1	5		
\$600-\$999.....	1		20	1		1		1			7		
\$1,000-\$1,499.....	4		44			2	1	1	1		13		
\$1,500-\$2,499.....	6		49	2		3	1	2	1		12		1
\$2,500-\$3,999.....	1		27	1		1	1		1		9		2
\$4,000-\$5,999.....	2		28			3	4	1			3		3
\$6,000-\$9,999.....			27			4	2	3			4		1
\$10,000 and over.....			23			2	4	9			3		2
Animal-specialty farms:													
Under \$250.....											2		
\$250-\$399.....	6	5	1								10	1	5
\$600-\$999.....	16	3		11	3		1				9	1	4
\$1,000-\$1,499.....	20	3	2	12	1		2		2		3	2	0
\$1,500-\$2,499.....	24	5	3	8	3				1	13	2		4
\$2,500-\$3,999.....	6								1	5	1		4
\$4,000 and over.....	10		3									2	2
Stock ranches:													
\$400-\$599.....				1									
\$600-\$999.....				1									
\$1,000-\$1,499.....													
\$1,500-\$2,499.....				1									
\$2,500-\$3,999.....				1									
\$4,000-\$5,999.....													
\$6,000-\$9,999.....													
\$10,000 and over.....													
Poultry farms:													
Under \$250.....			2						1		4	1	4
\$250-\$399.....	2		7	2		1	2		2	3	1	1	3
\$600-\$999.....	5		5	1		1	1	1	1	2	3	4	4
\$1,000-\$1,499.....	3		3			1	4	3	1	2	2	2	4
\$1,500-\$2,499.....	1		3			2	2	2	3			1	1
\$2,500-\$3,999.....	2		3			1		1	1			4	4
\$4,000 and over.....			2					1	1		1		2
Self-sufficing farms:													
Under \$250.....	263	16	38	193	41	135	22	2	7	67	96	33	43
\$250-\$399.....	303	7	32	276	57	128	29	3	4	27	131	18	14
\$400-\$599.....	333	6	28	317	61	97	26		1	18	90	7	6
\$600-\$999.....	217	2	19	184	36	70	13		1	11	22	4	3
Abnormal farms:													
Under \$250.....	76	8	30	154	21	35	16	2	3	23	37	14	63
\$250-\$399.....	88	2	33	176	20	41	8	8	2	13	35	6	11
\$400-\$599.....	75	3	36	154	26	37	5	3	9	11	30	8	13
\$600-\$999.....	36	4	33	53	5	26	4	4	1	12	14	5	6
\$1,000-\$1,499.....	4	1	3	5	8	9		1		1	3	1	1
\$1,500-\$2,499.....	8	2	3	6	7	7			1		11	3	2
\$2,500-\$3,999.....	4	1	6	2	10	3	4	1			5	3	1
\$4,000-\$9,999.....	1	2	3	2	5	2					1	2	
\$10,000 and over.....	2		1	1	1			1		1	1		1

COUNTY TABLE VI.—TYPE OF FARM, BY SPECIFIED VALUE OF FARM PRODUCTS SOLD, TRADED, OR USED BY OPERATOR'S FAMILY, 1929—Continued

[See NOTE, bottom of p. 8]

	Transylvania	Tyrrell	Union	Vance	Wake	Warren	Washington	Watauga	Wayne	Wilkes	Wilson	Yadkin	Yancey
TYPE, BY VALUE OF PRODUCTS (See definitions in Introduction)													
General farms:													
1	Number	Number	Number	Number	Number	Number	Number	Number	Number	Number	Number	Number	Number
2	8	11	7	1	6	3	28	15	8	70	6	6	13
3	43	34	38	7	29	14	100	87	50	263	11	60	86
4	55	42	60	16	77	23	125	189	62	274	17	89	119
5	29	29	65	10	41	21	61	154	59	101	11	50	47
6	8	18	40	6	33	13	22	62	43	40	6	19	8
7	2	4	13	3	8	2	5	16	14	9	2	3	1
8	2		1		2	4	3	1	5				
Cash-grain farms:													
9							1		5			2	
10									2			2	2
11	6						1		2			1	3
12	3						1		1	24		8	
13	3						1		1	12		5	
14	3						2			3			
15	5											1	
Cotton farms:													
16		4	180	19	250	130	33		52		25		
17		2	422	32	397	253	27		87		30	3	
18		3	926	46	484	417	18		155	2	40	2	
19		2	1,088	76	580	678	18		220	2	48	3	
20				36	279	333	1		161	2	27	1	
21		2	438	15	179	188	1		107		21		
22			59		45	27			29		4		
23			6	1	11	6			6		2		
24			3		2	2			2		1		
25					1								
Crop-specialty farms:													
26		25	2	3	18	1	49	7	12	8	21	18	9
27		16	1	47	92	13	55	10	65	16	72	79	10
28		23	1	104	270	39	56	9	244	43	266	217	15
29		57	4	505	871	131	108	27	979	66	1,167	648	54
30		46	3	590	895	179	81	13	1,094	46	1,330	651	31
31		43	5	444	779	142	58	11	852	23	1,146	292	2
32		28		117	258	44	21	6	196	7	1,310	51	1
33		13		21	72	13	5	1	28		64	13	1
34		5		6	13	2		1	9		18		
35		3		2	1	1	2				3		
Fruit farms:													
36								1		7			
37					2				4	15			
38					3	2		1	1	22			2
39					2			1	2	13			
40						1		1	2	14			1
41					1			1	1	14			
42					4				1	4			
43					1					4			
44					1			1	1	4			
Truck farms:													
45					1			1	3				
46					3			1	13				
47		1			5			10	9				
48		1			3			5	9				
49		1			6			5	10				
50		1			5			1	5				
51					4				2				
52								1					
Dairy farms:													
53			1	1	3			2	1	3			
54			3	1	12			1	1	5			
55			4	2	14			2	2	3		2	
56		1	13	1	31	1		2	5	4		8	
57			14		17				2	1		1	
58			6		6				2	2	2	2	
59			2		10				2	2	2	2	
60			2		10				2	2	2	2	
61		1	2	2	13	1			6	4		1	
Animal-specialty farms:													
62			1					2		3			
63		3	2	2	2		5	2	3	7		1	7
64		2	10	5	2		4	26	3	1		1	9
65		4	12	3		1	6	32	1	7		1	10
66		3	11	2	2	2	4	24	3	2		1	8
67		4	4	1			6	13	1	2		1	
68		1	1		1		1	4		1			1
Stock ranches:													
69													
70													
71													
72													
73													
74													
75													
76													
Poultry farms:													
77			3										5
78			5		7			5	1				3
79		3	2	8	9		1	5	3	14			4
80			10	8	11			6		8			5
81			9	9	14			7		8			8
82			8	8	11			2	1	2			2
83			10	6	6		1	2	1	2			3
Self-sufficing farms:													
84		58	19	29	19	6	30	204	35	850	15	73	222
85		105	12	27	10	9	17	328	15	803	6	103	398
86		87	4	22	9	5	15	350	4	616	3	83	294
87		36	6	8	1	3	0	249		410	1	65	150
Abnormal farms:													
88		40	5	19	4	38	6	19	80	20	274		123
89		55	2	21	6	30	11	7	77	11	260	4	149
90		61	6	12	9	45	9	16	76	7	252	5	103
91		23	3	16	3	21	4	2	39	5	129	3	41
92		14	7	7	5	5		4	1	27	1	3	7
93		5	10	3	8	1		9	3	11	1	3	4
94		1	6	2	8	2		8	1	6	1	2	4
95		4	4		6	6		8	2	4	1	2	
96		2			4	4		2	2	4	1	1	1

AGRICULTURE—NORTH CAROLINA

283

COUNTY TABLE VII.—TYPE OF FARM, BY TENURE OF FARM OPERATOR, 1930

[See NOTE, bottom of p. 8]

TYPE, BY TENURE OF OPERATOR (See definitions in Introduction)		THE STATE	Alamance	Alexander	Alleghany	Anson	Ash	Avery	Beaufort	Bertie	Bladen	Brunswick	Buncombe
		Number	Number	Number	Number	Number	Number	Number	Number	Number	Number	Number	Number
1	General farms:	17,933	448	200	402	101	601	183	158	121	188	212	404
2	Full owners.....	3,865	62	49	56	13	155	17	58	15	67	35	118
3	Part owners.....	78				1	4		1	1		1	
4	Managers.....	580	7		3	1	0	2	2	42	3	5	10
5	Tenants—	1,417	15	6	13	4	30	2	13	33	5	15	17
6	Cash.....	3,083	53	18	19	16	46	5	13	22	25	18	56
7	Croppers.....												
8	Other.....												
9	Cash-grain farms:	481	23						28				3
10	Full owners.....	140	3						19				1
11	Part owners.....	14							1				1
12	Managers.....	15											
13	Tenants—	141	1										4
14	Cash.....	250	3						14				2
15	Croppers.....								15				1
16	Other.....												
17	Cotton farms:	22,830	104	210		630			167	116	341	26	
18	Full owners.....	7,072	15	99		174			100	31	185	10	
19	Part owners.....	107				6			2				
20	Managers.....	2,738	2	1		48			3	50	17	2	
21	Tenants—	22,857	16	31		912			121	146	43	8	
22	Cash.....	21,503	36	76		946			63	185	158	10	
23	Croppers.....												
24	Other.....												
25	Crop-specialty farms:	32,675	407	145	3		3	3	888	691	408	807	52
26	Full owners.....	7,521	63	30	3		1	2	292	194	150	99	40
27	Part owners.....	88							2	3	1		1
28	Managers.....	3,140	9	1					79	304	22	4	4
29	Tenants—	39,067	220	22	1		1	1	755	961	88	54	25
30	Cash.....	23,419	269	33					205	379	221	73	25
31	Croppers.....												
32	Other.....												
33	Fruit farms:	1,095	3	68		3		3					21
34	Full owners.....	213		13									3
35	Part owners.....	61		1		2		1					4
36	Managers.....	29											
37	Tenants—	95		2		1		1					2
38	Cash.....	148		4		2		1					3
39	Croppers.....												6
40	Other.....												
41	Truck farms:	610	6		10			2	3		2	21	12
42	Full owners.....	183	1		1			1			1	7	9
43	Part owners.....	9											
44	Managers.....	80											
45	Tenants—	104											1
46	Cash.....	159			1						1		1
47	Croppers.....												4
48	Other.....												3
49	Dairy farms:	1,743	50	2		4	21		7	1	5		169
50	Full owners.....	389	13	1			4		3				42
51	Part owners.....	61	3										6
52	Managers.....	131	2						1	1			23
53	Tenants—	56	2							1			6
54	Cash.....	185	5										13
55	Croppers.....												
56	Other.....												
57	Animal-specialty farms:	1,497	14	5	106	5	221	26	37	10	18	24	37
58	Full owners.....	213	1	3	11		38		11	1	3	3	4
59	Part owners.....	82					1	1	1				1
60	Managers.....	37											
61	Tenants—	67			10		2	1	1	1			4
62	Cash.....	129	1		11	1	5	1	2	2	1		2
63	Croppers.....						9	2	5	1			3
64	Other.....												
65	Stock ranches:	102			11		16	11					20
66	Full owners.....	11			1		2	1					3
67	Part owners.....												
68	Managers.....	1											
69	Tenants—	8			1								3
70	Cash.....												
71	Croppers.....												
72	Other.....												
73	Poultry farms:	829	20	4		7	4	3	18		5	3	50
74	Full owners.....	90	3										5
75	Part owners.....	9							3				
76	Managers.....	36	1										
77	Tenants—	24											
78	Cash.....	75	1						1				2
79	Croppers.....												2
80	Other.....												1
81	Self-sufficing farms:	22,045	236	275	311	53	1,031	513	62	49	256	278	977
82	Full owners.....	4,201	57	72	43	3	310	53	17	5	111	63	235
83	Part owners.....												
84	Managers.....	875	10	1	5	8	12	11	1	10	8	4	50
85	Tenants—	2,270	28	22	18	6	145	7	14	5	17	24	110
86	Cash.....	5,031	53	48	30	12	202	49	20	2	51	37	232
87	Croppers.....												
88	Other.....												
89	Abnormal and unclassified farms:	13,916	205	122	220	54	478	416	80	28	145	115	621
90	Full owners.....	1,825	15	24	26	3	67	15	20	2	52	28	80
91	Part owners.....	189	2	1	1	4	4	4	1	1			14
92	Managers.....	1,576	14	1	8	12	22	10	9	16	12	3	105
93	Tenants—	5,032	46	39	22	54	47	10	50	36	27	7	78
94	Cash.....	5,201	45	61	32	75	69	49	44	8	39	14	165
95	Croppers.....												
96	Other.....												

[See Note,

TYPE, BY TENURE OF OPERATOR (See definitions in Introduction)		Burke	Cabarrus	Caldwell	Camden	Carteret	Caswell	Catawba	Chatham	Cherokee	Chowan	Clay	Cleveland
		Number	Number	Number	Number	Number	Number	Number	Number	Number	Number	Number	Number
1	General farms:												
2	Full owners.....	259	222	221	181	60	54	355	347	145	181	95	77
3	Part owners.....	53	58	41	32	13	9	66	86	11	60	26	8
4	Managers.....	1				1			1	1			1
5	Tenants—												
6	Cash.....	10	4	1	10	1	1	3	6	4	13	1	
7	Croppers.....	6	14	11	24	8	8	18	22	4	54	6	7
8	Other.....	84	53	20	111	9	18	27	37	20	43	18	2
9	Cash-grain farms:												
10	Full owners.....	17	8	5				13	8	4			
11	Part owners.....	4	1					3	7	3	1		
12	Managers.....												
13	Tenants—												
14	Cash.....	2								1	1		
15	Croppers.....		1					4		1	1		
16	Other.....	32	3	5				3	4	6			
17	Cotton farms:												
18	Full owners.....	64	424	2	35	14	4	883	472		48		1,475
19	Part owners.....	23	101		9	4	1	248	185		34		236
20	Managers.....		2								1		8
21	Tenants—												
22	Cash.....	1	24	1	3	2		20	41		7		51
23	Croppers.....	16	471		29	3	1	345	181		83		2,001
24	Other.....	25	665	2	76	6		365	273		46		1,038
25	Crop-specialty farms:												
26	Full owners.....	2	13	40	60	290	737	18	188		97		
27	Part owners.....		4	16	14	116	123	3	42		48		
28	Managers.....				2	2	4				6		
29	Tenants—												
30	Cash.....			1	3	13	20		10		11		
31	Croppers.....		4	7	34	48	840	1	84		175		
32	Other.....	1	5	7	85	47	863	2	87		70		
33	Fruit farms:												
34	Full owners.....	5		10				9		6			
35	Part owners.....							3					
36	Managers.....												
37	Tenants—												
38	Cash.....												
39	Croppers.....												
40	Other.....			4						2			
41	Truck farms:												
42	Full owners.....	2	2			13			3		3		
43	Part owners.....		1		2	7							
44	Managers.....												
45	Tenants—												
46	Cash.....		1						1				
47	Croppers.....	1				1					1		
48	Other.....				1						1		
49	Dairy farms:												
50	Full owners.....	21	36	21		3		37	25	3	1		20
51	Part owners.....	5	2	5		1		4	6	2	2		1
52	Managers.....												
53	Tenants—												
54	Cash.....			2		1		1					1
55	Croppers.....			1		1		1					1
56	Other.....	6	4	4					1				4
57	Animal-specialty farms:												
58	Full owners.....	3	7	5	9	6		4	11	14	15	14	
59	Part owners.....				4	1			4	1	2	1	
60	Managers.....										1		
61	Tenants—												
62	Cash.....									2			
63	Croppers.....										1		
64	Other.....	1			1	1			1	1		2	
65	Stock ranches:												
66	Full owners.....												
67	Part owners.....												
68	Tenants—												
69	Cash.....												
70	Croppers.....												
71	Other.....												
72	Poultry farms:												
73	Full owners.....	11	6	8	11				27		3		13
74	Part owners.....		1	3	3				5				2
75	Managers.....												
76	Tenants—												
77	Cash.....		1	1	2								1
78	Croppers.....		1						2				1
79	Other.....		1		1				1		1		1
80	Self-sufficing farms:												
81	Full owners.....	544	50	691	4	15	43	261	398	303	29	291	30
82	Part owners.....	93	4	127	1	1	6	33	97	48	6	123	1
83	Managers.....												
84	Tenants—												
85	Cash.....	23	3	19	1	1	2	3	17	82	2	6	2
86	Croppers.....	32	3	39	1	2	5	8	60	50	3	34	4
87	Other.....	192	7	144	14	1	17	18	79	260	4	106	5
88	Abnormal and unclassified farms:												
89	Full owners.....	391	36	444	6	120	33	232	204	282	14	83	34
90	Part owners.....	46	4	53		12	5	17	36	17	2	18	7
91	Managers.....	2	3	1		1		3	1	4	1		1
92	Tenants—												
93	Cash.....	42	6	46	1	3	1	5	22	61	5	5	1
94	Croppers.....	13	49	34	1	4	79	43	43	39	13	21	28
95	Other.....	98	65	111		9	48	38	60	81	12	48	20

AGRICULTURE—NORTH CAROLINA

TENURE OF FARM OPERATOR, 1930—Continued

bottom of p. 8]

Columbus	Craven	Cumberland	Currituck	Dare	Davidson	Davie	Duplin	Durham	Edgecombe	Forsyth	Franklin	Gaston	Gates	Graham	Granville	Greene	
Number	Number	Number	Number	Number	Number	Number	Number	Number	Number	Number	Number	Number	Number	Number	Number	Number	
139	87	92	102	11	521	201	315	121	29	318	78	214	252	69	59	11	1
25	17	19	18		185	88	65	10	4	118	8	21	57	8	2	2	2
1					1		1	3		2		2					3
10	5	4	7		5	1	15	19	2	3	18	13	17	8	1		4
19	7	8	12		10	32	66	7	13	19	48	8	42	2	11	2	5
	7	3	63		87	109	99	21	3	59	38	18	47	8	23	1	6
3					91	7		1		23							7
2					31	1				6							8
										1							9
5					11	3		3		1							10
2					32	3		1		6							11
										5							12
53	20	535	13		134	164	63	45	95	10	383	505	95		66	15	13
23	10	298	2		70	74	46	6	17	7	72	142	49		6		14
		3				2			16	1							15
4	2	52	3		5	6	8	8	41		129	53	14		5		16
16	24	450	7		68	145	135	27	742	19	519	555	66		65	14	17
16	14	600	11		118	174	79	27	126	10	281	380	69		40	9	18
1,721	588	158	184	10	485	63	1,002	317	343	678	552	4	207		1,032	477	19
305	172	48	53	1	152	16	366	47	66	220	97		101		110	63	20
2								6	10	2	1				3		21
65	54	5	9		5	1	86	42	85	5	216		45		51	24	22
542	582	93	40	1	70	11	841	228	1,098	301	016	1	113		805	1,079	23
478	297	80	78	1	97	34	673	327	319	299	401	1	114		1,149	911	24
159		11					270			4		2					25
11		1					91			1							26
		1								1							27
1		2					6										28
15		1					47										29
12		1					58										30
	3	12	1		11		46	10		10		2					31
	1	3			8		10	1		3		1					32
										1							33
	1	3	1				9	7		2							34
	2	2	2		2		43	1		1							35
	2	2	2		2		38	2		2							36
2	6	11			61	42		37	5	77	4	87			11		37
2	3	2			10	21		6	1	18		13					38
	1	2				4		3	2	1	1				1		39
					2	2		9	1	2	1	8					40
					1	2		2		2	1	2					41
					3	10		8		9	1	11			1		42
9	13	6	28		2	6	16		6	4		3	19	11			43
2	1		9		2		1		1			2	2	1			44
			1			2				1							45
1	1								1			1	1				46
1	2	1	2			1			2	1		2	2	1			47
			7							1							48
																	49
																	50
																	51
																	52
8		11	18		14	9	2	4		17		6			4		53
		1	3		2	2				4	1						54
										2	1						55
			2				1				1						56
					1			1									57
			2		1	1				3							58
152	32	80	19	10	414	153	78	78	19	256	45	87	38	108	34	5	59
46	6	19	1		110	69	21	5	1	58	2	7	4	40	3		60
	7	13			8	1	4	9	2	13	2	6	2	21	2	1	61
6	9		3		17	20	16	5	3	26	8	4	1	10	2	1	62
16	10	20	4		72	73	22	14	3	36	5	14	6	53	8	3	63
24																	64
207	48	76	36	17	421	80	71	08	8	371	55	120	23	126	30	8	65
28	10	13	6		27	17	11	2	5	36	8	13	6	26	4	2	66
2		1	1		2		2	2	6	6	4	2			3		67
17	10	17	5		11	5	10	25	6	17	33	45	2	33	8	3	68
38	31	26	4		26	42	76	43	12	96	159	74	2	16	70	22	69
46	18	80	6	2	75	44	58	43	3	82	56	64	3	69	53	6	69

[See Note.]

TYPE, BY TENURE OF OPERATOR (See definitions in Introduction)		Guil- ford	Halifax	Harnett	Hay- wood	Hender- son	Hert- ford	Hoke	Hyde	Iredell	Jackson	John- ston	Jones	Lee
		Number	Number	Number	Number	Number	Number	Number	Number	Number	Number	Number	Number	Number
1	General farms:	430	65	99	250	266	54	40	143	378	185	176	45	86
2	Full owners.....	116	6	8	38	80	14	9	89	75	29	19	8	4
3	Part owners.....	4	1			1		3		3		2	1	1
	Managers.....													
	Tenants—													
4	Cash.....	19	13	3	10	8	12	5		2	6	10	2	4
5	Croppers.....	18	14	9	33	8	9	3	46	13	5	11	8	2
6	Other.....	39	21	14	34	33	15	4	107	48	20	29	23	3
7	Cash-grain farms:			2	1	2		3	17	20		6		
8	Full owners.....	9				1			12	2				
9	Part owners.....	2										2		
	Managers.....			1										
	Tenants—													
10	Cash.....			1		1								
11	Croppers.....	3		1	3			2	17	4		4		
12	Other.....	10		5	2	1			26	1		1		
13	Cotton farms:	18	630	822			50	217	86	934		992	15	303
14	Full owners.....	9	278	244			18	80	45	303		252	4	84
15	Part owners.....		4	1				3	1			7		3
	Managers.....													
	Tenants—													
16	Cash.....	5	371	50			14	32	2	27		125	1	37
17	Croppers.....	22	1,209	438			59	548	76	731		719	30	208
18	Other.....	3	724	770			28	575	100	679		1,182	32	204
19	Crop-specialty farms:	820	143	457	41	14	383	62	23	54	1	1,202	261	170
20	Full owners.....	258	76	84	14	7	134	16	10	17		323	73	46
21	Part owners.....	1	2					1				1	1	
	Managers.....													
	Tenants—													
22	Cash.....	25	102	27	1		124	3		1		217	22	24
23	Croppers.....	361	487	318	31		750	76	21	10		903	378	104
24	Other.....	301	175	304	24	5	377	66	26	19		1,079	349	83
25	Fruit farms:	6		6	32	16		13			4			7
26	Full owners.....	2			4	2		1			1			
27	Part owners.....			2	2	1		2						
	Managers.....													
	Tenants—													
28	Cash.....			3				2						
29	Croppers.....			1								1		1
30	Other.....			1	3	2		1						2
31	Truck farms:	16			4	16		3		3	6			2
32	Full owners.....	6			1	6		2			1			
33	Part owners.....													
	Managers.....													
	Tenants—													
34	Cash.....	2						2						1
35	Croppers.....	1				2		3						
36	Other.....	3				2		1			1			
37	Dairy farms:	151	9	5	25	37	4			40	3	3		3
38	Full owners.....	25	3	2	3	15				5				
39	Part owners.....	7				3								1
	Managers.....													
	Tenants—													
40	Cash.....	7	1	2		1				1	1			
41	Croppers.....	2	1							2				
42	Other.....	12	1		1	3				6				
43	Animal-specialty farms:	14	8	6	134	4			9	9	34	6	7	
44	Full owners.....	4			18	3			7		8			
45	Part owners.....	1	1						1	2			1	
	Managers.....													
	Tenants—													
46	Cash.....			6		1					1	1	1	
47	Croppers.....	1		7							2			
48	Other.....			6					3	2	3		5	
49	Stock ranches:				36									
50	Full owners.....				4									
51	Part owners.....													
	Managers.....													
	Tenants—													
52	Croppers.....				2									
53	Poultry farms:	43	3	2	7	14			3	28		4		4
54	Full owners.....	5		1		1				1				
55	Part owners.....	2							2					
	Managers.....													
	Tenants—													
56	Cash.....	2		2		1				1				
57	Croppers.....	2												
58	Other.....		1			1			1	2				1
59	Self-sufficing farms:	316	42	65	410	519	23	32	24	146	780	55	14	69
60	Full owners.....	59	3	6	88	164		3	6	13	133	3	2	9
	Part owners.....													
	Managers.....													
	Tenants—													
61	Cash.....	14	7	3	29	22	2	3		4	37	6	2	4
62	Croppers.....	29	3	7	110	30	3	6	16	23	66	12	6	6
63	Other.....	58	10	9	177	132	1	4	15	39	180	13	13	6
64	Abnormal and unclassified farms:	330	30	39	306	301	18	22	19	124	373	39	15	69
65	Full owners.....	80	14	6	21	57	1	2	8	10	41	5		11
66	Part owners.....	7	3	2	3	15		1		1	3			1
	Managers.....													
	Tenants—													
67	Cash.....	47	34	18	22	30	2	13		11	43	31	3	13
68	Croppers.....	90	28	61	78	31	7	15	28	95	33	41	155	25
69	Other.....	91	27	27	94	124	15	8	23	86	114	30	58	20

TENURE OF FARM OPERATOR, 1930—Continued

bottom of p. 8]

Lenoir	Lincoln	Mc-Dowell	Macon	Madison	Martin	Mecklenburg	Mitchell	Montgomery	Moore	Nash	New Hanover	Northampton	Onslow	Orange	Pamlico	Pasquotank	
Number	Number	Number	Number	Number	Number	Number	Number	Number	Number	Number	Number	Number	Number	Number	Number	Number	
70	98	155	443	820	45	125	161	114	206	52	28	124	148	250	138	206	1
7	13	19	17	59	9	15	23	35	56	6	5	24	29	57	47	68	2
			2		1	2		2	2		2						3
1	3	5	1	4	2	15	1	4	2	12	1	17	4	5	2	10	4
9	2	7	5	18	8	3	1	2	4	13	1	14	18	7	12	35	5
12	9	30	16	54	2	21	5	18	21	12	1	35	24	40	11	120	6
	4	8	3			7		8	3					6			7
								1						1	4		8
															1		9
																	10
	1	1	1					1									11
	1	11				2		3						3	2		12
20	839				22	704		263	119	248		540	38	116	53	30	13
3	237				10	141		131	57	44		189	24	23	35	19	14
1	1				1	2			3	1		1					15
3	10				7	102		31	9	86	3	275	5	20	2	8	16
84	589				50	980		174	66	598		855	40	82	27	20	17
34	400				16	808		217	91	127	1	1,093	23	64	23	27	18
683		3		477	650	7	4	29	200	800	2	110	634	200	220	113	19
110				107	154	1	3	19	59	154	2	50	104	55	84	45	20
1					6					3	1	1			4		21
57				10	81				17	232		47	50	8	1	20	22
1,606				144	1,171	3	1	15	121	2,502	2	167	382	84	48	42	23
872				216	295	1		16	122	501	2	222	304	144	43	107	24
3		5	6					10	20	67	4						25
			1					1	4	12							26
								1	2	13							27
																	28
																	29
																	30
	2	2	17	3		9	2	2		1	100			3	2	6	31
			1	1		3		1			25					1	32
											4						33
	1	1	1	1		5		1		1	13						34
			8	1		5				1	7					2	35
				1							5			1	2	8	36
7	8	10	12	13		145	4		9	9	9	3	3	43		7	37
4	5		1	1		24			4	1	0			5		1	38
						6			2							1	39
1						22				1	2			2			40
1			2	1		4				2				1			41
			1			21			1	1				6			42
1	5	3	20	65	13	8	32	4		1		3	32	6	3	18	43
1			2	10	1	1		1		1			5		1	5	44
														1	1	2	45
		1		1	1					1							46
1			1	1	2			2				1	2			3	47
1				5									3				48
							3										49
																	50
																	51
																	52
	4	4	3	12		10	2		5	7	6	7	5	7	7	10	53
	1	2		1			1			1					1	1	54
																	55
																	56
																	57
																	58
	1	3				2					1	1		5		1	59
16	70	428	791	610	17	80	684	127	280	70	4	9	78	212	32	29	60
1	5	66	129	116		2	122	20	71	2	1	2	9	30	11	13	61
2	1	25	14	26		11	10	3	7	7		1	6	19	1	1	62
16	8	40	75	141	9	7	55	3	16	6			12	15	8	9	63
8	20	127	173	229	5	17	99	42	48	5		1	18	63	10	14	64
30	68	163	230	261	19	135	479	75	140	24	33	14	71	141	31	53	65
6	7	20	31	28	1	11	53	22	29	9	3	2	16	10	7	11	66
5	1		2		1	7	1	1	4				1	1		2	67
9	5	36	9	22	7	45	15	9	18	4	7	8	20	34		3	68
51	103	24	24	118	28	93	40	18	45	54	2	28	162	27	8	28	68
28	72	56	103	182	9	89	66	42	48	12	3	25	64	64	5	38	69

[See Note,

	TYPE, BY TENURE OF OPERATOR (See definitions in Introduction)													
	Pender	Per- quim- ans	Person	Pitt	Polk	Ran- dolph	Rich- mond	Robe- son	Rock- ingham	Rowan	Ruther- ford	Samp- son	Scot- land	
	Number	Number	Number	Number	Number	Number	Number	Number	Number	Number	Number	Number	Number	
1	General farms:													
2	Full owners	284	208	22	46	70	676	36	80	79	449	144	257	14
3	Part owners	99	85	2	2	23	176	11	9	3	134	35	59	2
4	Managers					1	1		1	2	2		2	4
5	Tenants—													
6	Cash	10	18		1	3	7	4	5	4	10		6	2
7	Croppers	24	30	2	15	3	23	1	3	8	10		24	1
8	Other	53	95	7	1	19	108	4	13	21	92		44	4
9	Cash-grain farms:													
10	Full owners						70		3		6		8	
11	Part owners						17				1			1
12	Managers						1				2			
13	Tenants—													
14	Cash						13		1		2		2	3
15	Croppers						24		3		7		5	1
16	Other													
17	Cotton farms:													
18	Full owners	42	112		27	256	40	382	688		595	988	1,223	211
19	Part owners	27	40			59	16	120	191		259	298	503	62
20	Managers							11	8		6	1	2	4
21	Tenants—													
22	Cash		14		5	8	1	57	86		22	72	72	39
23	Croppers	35	98		77	177	39	416	1,360		427	712	696	1,013
24	Other	22	158		18	241	24	404	1,381		506	734	1,110	442
25	Crop-specialty farms:													
26	Full owners	155	71	744	1,129		323	11	920	1,199	3	15	505	9
27	Part owners	71	33	91	109		90	3	163	105	2	3	170	2
28	Managers	1			4		2			2	1			
29	Tenants—													
30	Cash	11	10	11	72		8	2	64			1	43	1
31	Croppers	75	31	848	4,062		61	17	1,137	1,080	1		281	10
32	Other	67	103	946	971		86	5	1,183	1,049	3	2	324	5
33	Fruit farms:													
34	Full owners	128				10		20			4		44	2
35	Part owners	29				1		1					20	
36	Managers							12						
37	Tenants—													
38	Cash	5						1					1	1
39	Croppers	6				1							2	
40	Other	24				3		3						
41	Truck farms:													
42	Full owners	92			2	4	3	2	6	2	10	5	57	11
43	Part owners	21				1	4	1	2	1	2	2	17	
44	Managers								1					1
45	Tenants—													
46	Cash	6				1	1		2				7	1
47	Croppers	4		1			1	1	9		2	1	32	7
48	Other	7					1		3			1	34	4
49	Dairy farms:													
50	Full owners	6			6	7	08	12	6	24	35	39	1	
51	Part owners	6				1	15	3	1		4	5	2	
52	Managers				2			2	2		2			
53	Tenants—													
54	Cash	1			2		2	2	1		2	1		
55	Croppers						1	1		2		4		
56	Other	1			1		8	3		6	5	1		
57	Animal-specialty farms:													
58	Full owners	41	17		12		17		2	2	4		15	
59	Part owners	3	8				3						2	
60	Managers						2			2	2			
61	Tenants—													
62	Cash	1							1					
63	Croppers		1				2				1			
64	Other	3	3							1	4			
65	Stock ranches:													
66	Full owners													
67	Part owners													
68	Tenants—													
69	Croppers													
70	Other													
71	Poultry farms:													
72	Full owners	0					49	4		6	21	11	5	
73	Part owners						7				3	1		
74	Managers													
75	Tenants—													
76	Cash						1							
77	Croppers						2	1		1			2	
78	Other	1					8				3		3	
79	Self-sufficing farms:													
80	Full owners	222	23	42	65	86	801	38	105	122	170	187	143	13
81	Part owners	93	14	3		20	155	6	5	6	46	55	41	1
82	Managers													
83	Tenants—													
84	Cash	11	2			1	12	6	7	6	3	23	6	1
85	Croppers	33	3	7	23	9	47	1	12	22	5	27	13	
86	Other	41	4	20	4	29	172	8	12	34	35	57	14	2
87	Abnormal and unclassified farms:													
88	Full owners	105	20	26	31	65	502	85	54	93	207	134	108	12
89	Part owners	46	1	5	1	10	46	18	5	7	36	15	46	3
90	Managers			1	2	2	4	4	1		3			
91	Tenants—													
92	Cash	13	3	3	2	12	28	18	17	10	8	18	12	1
93	Croppers	17	4	124	59	43	80	39	66	125	28	114	112	3
94	Other	36	7	92	14	55	130	34	47	57	58	82	8	3

TENURE OF FARM OPERATOR, 1930—Continued

bottom of p. 8]

Stanly	Stokes	Surry	Swain	Trans- sylvania	Tyrrell	Union	Vance	Wake	Warren	Wash- ington	Wa- tauga	Wayne	Wilkes	Wilson	Yadkin	Yancey	
Number	Number	Number	Number	Number	Number	Number	Number	Number	Number	Number	Number	Number	Number	Number	Number	Number	Number
419	63	201	106	112	101	173	26	154	47	182	415	111	664	37	158	210	1
82	4	24	1	11	10	19	1	22	12	48	64	25	102	2	28	33	2
1		2	2	1				1	1	1	1				1		3
3			6	3	1	4	2	7	5	22	2	9	4	1	1	1	4
19	2	19	5	5	19	8	7	2	5	70	17	43	20	8	15	8	5
81	5	20	17	15	7	25	7	17	10	30	25	53	70	5	26	16	6
11		3		12								2	14		14	5	7
2		3		2								1	9		1		8
				1													9
		1		2						2			7		2		10
2		6		2						4			17		2		11
																	12
522					7	1,584	74	823	635	21		204	2	59	5		13
172					1	272	10	127	307	8		80	1	2	1		14
1						2		4				2		1			15
40					1	64	16	101	265	5		20		4			16
165					3	1,255	54	581	428	50		233	1	105	3		17
855					1	1,512	62	592	458	5		280	2	27			18
23	1,468	1,305			143	8	468	1,003	158	122	48	744	112	701	921	76	19
1	207	245			36	1	102	105	58	40	11	189	38	70	289	10	20
	3	2								8				1	1		21
	15	22			4		93	167	71	39	3	68	2	80	7		22
	760	727			60	2	618	1,114	166	201	10	1,102	20	2,076	413	13	23
2	794	402			16	5	619	880	112	30	13	1,286	28	787	338	15	24
		9						11	2		3		7	71		2	25
		2						2	1		1		2	5			26
		0												5			27
		0												5			28
		2												2			29
		1												3			30
		5		2										7			31
		1															32
		1						12				12					33
								8				0					34
								1									35
				1				4			1	5					36
								1				10					37
								1				12					38
14		18	6	3		86	5	64	2		6	8	17	3	8		39
2		2		1		1	1	13				1	1	1	1		40
1		2				1		2				1					41
						2	1	10			1	2		1	1		42
		3				4		7	1			1		1	2		43
2		12	4	11	29	10		3	3	16	87	4	12	3	32		44
				1	5					2	5	1	6	1	2		45
				1	1					2							46
																	47
1						1		2		2	2						48
2		1			4	3		1		1	3	2		3			49
					2							4					50
																	51
																	52
23	5	27		2	13	42		37		2	20	4	31		10		53
1		2			1	6		2			4		7				54
																	55
				1				8		1							56
						2		2									57
1		3			1	1		6			1	1			1		58
																	59
196	74	378	509	207	19	48	29	132	18	32	749	28	1,835	22	193	697	59
14	6	73	16	16	7	5	2	9	3	11	159	3	230	1	54	93	60
4		12	70	11		3		5	2	3	15	4	19		1	8	61
9	18	72	19	9	10	14	2	17		17	71	10	166	2	33	70	62
33	26	91	105	43	5	16	6	24	2	5	137	9	373		43	106	63
90	50	254	211	151	19	76	26	154	32	39	289	39	739	17	72	362	64
9	8	42	5	8	3	0	7	6	11	13	41	17	130	4	0	35	65
		1	1	1		2	1	4	1		4	4		1	1		66
8	5	23	34	19	1	15	14	40	7	7	16	17	28	5	3	14	67
42	190	164	6	20	5	119	66	102	42	33	37	83	97	30	65	34	68
49	115	136	51	55	5	90	60	73	28	10	33	44	196	12	53	90	69

[See Note,

ITEM AND TYPE (See definitions in Introduction)	THE STATE		ALAMANCE		ALEXANDER		ALLEGHANY		ANSON	
	Farms reporting	Expenditures	Farms reporting	Expenditures	Farms reporting	Expenditures	Farms reporting	Expenditures	Farms reporting	Expenditures
Feed:	<i>Number</i>	<i>Dollars</i>	<i>Number</i>	<i>Dollars</i>	<i>Number</i>	<i>Dollars</i>	<i>Number</i>	<i>Dollars</i>	<i>Number</i>	<i>Dollars</i>
1 All types.....	191,869	1,115,763	996	103,376	966	34,887	780	31,908	1,457	118,085
2 General.....	14,672	1,158,555	289	23,776	187	7,370	297	11,748	74	5,577
3 Cash-grain.....	324	17,778	4	210						
4 Cotton.....	31,088	1,950,112	47	1,947	218	6,814			1,286	96,284
5 Crop-specialty.....	42,843	2,705,138	330	14,076	124	4,104	3	73		
6 Fruit.....	656	61,685	3	210	65	3,366			3	475
7 Truck.....	547	59,579	3	300			5	330		
8 Dairy.....	2,192	2,530,590	68	41,316	3	850			4	3,020
9 Animal-specialty.....	1,172	178,911	11	2,675	8	780	89	5,065	4	700
10 Stock-ranch.....	87	26,709					10	692		
11 Poultry.....	838	512,460	27	5,093	3	1,280			5	5,025
12 Self-sufficing.....	17,609	697,619	133	6,094	277	6,566	235	5,778	35	2,483
13 Abnormal and unclassified.....	9,331	1,216,627	81	6,779	81	3,717	141	8,222	40	4,521
Fertilizer:										
14 All types.....	234,420	34,686,830	2,177	177,644	1,481	77,133	1,008	31,498	2,929	530,762
15 General.....	23,800	2,283,956	551	34,036	262	13,429	430	14,518	130	10,512
16 Cash-grain.....	817	76,376	25	2,025						
17 Cotton.....	72,296	12,081,891	134	7,600	409	27,794			2,633	492,809
18 Crop-specialty.....	98,974	17,913,555	939	111,888	231	16,461	11	757		
19 Fruit.....	1,448	337,081	2	190	80	4,091			7	7,078
20 Truck.....	1,093	290,230	5	405			11	787		
21 Dairy.....	2,104	274,094	75	7,072	3	95			5	740
22 Animal-specialty.....	1,552	170,919	13	827	8	870	121	6,358	6	612
23 Stock-ranch.....	89	6,127					10	521		
24 Poultry.....	752	60,612	30	1,545	4	381			7	1,134
25 Self-sufficing.....	20,440	498,216	280	7,124	371	9,126	265	4,576	56	1,302
26 Abnormal and unclassified.....	11,001	687,767	123	4,932	113	3,986	158	4,031	85	10,449
Labor:										
27 All types.....	89,337	11,673,938	485	66,741	420	25,312	392	27,821	936	98,681
28 General.....	10,637	1,134,910	149	13,977	97	3,176	160	8,924	56	2,796
29 Cash-grain.....	280	65,525	9	1,005						
30 Cotton.....	22,367	2,423,507	13	865	69	4,866			812	77,921
31 Crop-specialty.....	38,683	4,546,628	164	16,507	59	2,614	5	450		
32 Fruit.....	1,152	634,189	2	120	52	9,321			5	11,000
33 Truck.....	663	233,024	2	450			7	1,090		
34 Dairy.....	1,636	1,006,870	47	26,373	2	210			4	870
35 Animal-specialty.....	1,178	234,760	4	325	5	375	07	8,946	4	610
36 Stock-ranch.....	102	34,271					11	2,098		
37 Poultry.....	462	84,951	11	619	4	360			4	770
38 Self-sufficing.....	6,310	212,744	37	1,054	85	2,070	60	1,368	21	493
39 Abnormal and unclassified.....	5,367	972,669	47	5,146	47	2,320	52	4,945	30	4,161

ITEM AND TYPE (See definitions in Introduction)	CALDWELL		CAMDEN		CARTERET		CASWELL		GATAWBA		CHATHAM	
	Farms reporting	Expenditures	Farms reporting	Expenditures	Farms reporting	Expenditures	Farms reporting	Expenditures	Farms reporting	Expenditures	Farms reporting	Expenditures
Feed:	<i>Number</i>	<i>Dollars</i>	<i>Number</i>	<i>Dollars</i>	<i>Number</i>	<i>Dollars</i>	<i>Number</i>	<i>Dollars</i>	<i>Number</i>	<i>Dollars</i>	<i>Number</i>	<i>Dollars</i>
1 All types.....	1,045	81,110	207	13,957	312	30,578	1,203	46,167	1,227	102,887	1,551	120,825
2 General.....	174	12,847	80	5,101	46	2,766	60	3,843	202	14,544	267	18,100
3 Cash-grain.....	4	120							6	284	4	50
4 Cotton.....	2	30	40	1,627	10	274	1	15	664	28,104	525	25,657
5 Crop-specialty.....	47	1,429	61	3,883	109	13,773	1,085	31,445	9	385	231	14,805
6 Fruit.....	3	250							7	565		
7 Truck.....			3	110	10	1,185					2	95
8 Dairy.....	25	26,519			5	3,396			40	41,186	20	20,005
9 Animal-specialty.....	3	1,400	6	1,424	1	350			3	750	14	2,640
10 Stock-ranch.....												
11 Poultry.....	9	4,832	8	1,462			2	6,100			26	14,155
12 Self-sufficing.....	471	16,359	7	250	5	185	32	835	147	6,630	307	13,903
13 Abnormal and unclassified.....	307	17,474	2	100	86	3,649	23	3,919	149	10,239	149	11,355
Fertilizer:												
14 All types.....	1,227	40,417	664	123,408	664	131,130	2,723	260,702	2,747	190,493	2,852	210,093
15 General.....	245	12,023	285	37,047	81	13,207	90	6,379	449	34,205	484	35,132
16 Cash-grain.....	5	267							22	2,093	23	1,625
17 Cotton.....	4	156	137	15,441	19	1,535	6	531	1,752	133,496	1,099	81,171
18 Crop-specialty.....	61	5,765	189	64,379	471	101,126	2,524	238,968	23	2,531	403	50,159
19 Fruit.....	4	128							10	740		
20 Truck.....			3	337	18	9,618					4	286
21 Dairy.....	24	2,180			3	217			34	4,103	32	4,238
22 Animal-specialty.....	4	132	12	1,787	6	664			3	300	15	1,350
23 Stock-ranch.....												
24 Poultry.....	9	455	16	1,349			2	141			34	2,830
25 Self-sufficing.....	569	14,200	16	273	6	209	62	1,671	263	6,252	665	20,528
26 Abnormal and unclassified.....	302	5,111	7	2,795	60	4,494	39	3,012	191	6,714	193	12,746
Labor:												
27 All types.....	523	41,496	238	41,655	417	74,036	505	48,247	550	52,810	587	41,887
28 General.....	99	8,441	106	13,146	42	5,116	34	2,185	123	9,981	127	10,335
29 Cash-grain.....	2	375							7	2,490	1	15
30 Cotton.....			31	2,651	9	1,475	1	1	277	20,281	210	11,294
31 Crop-specialty.....	8	1,121	69	21,516	314	46,558	448	44,187	14	2,310	77	6,251
32 Fruit.....	2	125							3	208		
33 Truck.....			3	325	12	4,688					1	50
34 Dairy.....	22	13,089			4	3,808			28	13,376	17	3,731
35 Animal-specialty.....	4	1,450	10	1,565	4	1,175			1	100	5	320
36 Stock-ranch.....												
37 Poultry.....	5	305	8	479			2	600			13	1,075
38 Self-sufficing.....	166	4,419	3	223	4	125	9	469	34	971	90	4,056
39 Abnormal and unclassified.....	215	11,671	3	1,750	28	11,191	11	805	63	3,090	46	4,290

AGRICULTURE—NORTH CAROLINA

EXPENDITURES, 1929, BY TYPE OF FARM

bottom of p. 8]

ASHE		AVERY		BEAUFORT		BENTIE		BLADEN		BRUNSWICK		BUNCOMBE		BURKE		CABARRUS	
Farms reporting	Expenditures	Farms reporting	Expenditures	Farms reporting	Expenditures	Farms reporting	Expenditures	Farms reporting	Expenditures	Farms reporting	Expenditures	Farms reporting	Expenditures	Farms reporting	Expenditures	Farms reporting	Expenditures
Number	Dollars	Number	Dollars	Number	Dollars	Number	Dollars	Number	Dollars	Number	Dollars	Number	Dollars	Number	Dollars	Number	Dollars
1,577	71,282	871	47,188	1,026	108,177	896	52,592	1,084	83,544	602	23,979	2,636	606,798	897	73,032	1,060	142,513
467	22,204	136	8,818	119	5,723	61	3,132	157	10,476	123	4,434	496	46,946	105	15,392	172	14,493
				47	2,141							3	113	19	945	5	506
3	255	3	100	202	8,792	220	15,038	251	10,030	18	602	90	3,735	33	1,190	792	59,540
		2	85	514	64,181	572	27,940	362	14,358	207	7,255	23	2,672	4	435	11	918
		2	525	1	100			2	60	11	398	18	2,610	1		3	180
22	2,361			9	9,860	3	5,000	5	1,710			247	290,782	24	12,446	34	37,392
160	10,455	21	1,894	34	6,449	10	850	12	1,890	12	1,727	44	4,698	2	31	5	3,900
14	1,660	9	8,955									18	8,020				
3	50	4	2,372	14	7,840			5	1,753	2	970	56	37,908	11	6,475	8	5,873
660	20,126	248	10,088	41	1,343	12	376	200	7,423	102	3,012	1,083	55,016	302	15,326	34	2,254
258	13,071	246	14,361	45	1,748	9	256	90	35,844	67	4,981	552	55,296	246	20,767	26	17,467
2,221	45,714	787	16,775	3,123	607,312	3,357	521,465	2,140	284,544	1,161	90,382	1,825	44,035	1,944	53,379	2,009	187,802
719	18,095	156	4,882	234	32,572	231	27,811	245	31,069	233	15,127	402	9,585	349	20,810	331	20,811
				65	6,955							3	279	30	1,255	11	1,130
				397	51,712	514	71,191	649	95,792	46	2,828	73	1,379	99	6,553	1,499	139,572
4	810	5	239	2,131	482,693	2,479	413,486	794	137,815	478	53,707	19	877	3	150	26	3,370
		2	285									21	923	3	64		
		2	163	3	375			4	745	30	3,247	19	377	3	95	4	338
20	852			9	4,577	3	470	4	765			179	10,074	30	1,905	38	4,763
228	6,911	15	405	52	13,854	15	1,800	18	3,245	25	4,046	27	832	2	50	7	1,632
15	1,302	11	702									13	960				
2	18	2	70	15	1,880			5	760	2	207	27	557	9	480	7	355
926	12,106	333	5,913	82	2,404	64	1,007	283	0,090	235	5,981	733	10,879	531	12,538	40	900
307	5,500	241	4,051	135	10,321	61	5,100	138	3,163	112	5,239	328	7,081	285	9,478	40	5,302
1,245	72,584	494	36,922	1,786	309,403	1,263	198,564	1,221	82,896	519	48,858	1,117	321,820	497	58,474	669	74,655
425	25,039	66	5,517	129	24,486	85	8,460	153	9,711	77	5,668	206	17,587	143	9,655	118	10,820
				34	4,318							2	180	13	1,710	6	615
				163	30,014	176	11,715	317	17,954	20	1,837	31	1,040	17	604	468	38,306
2	600	3	370	1,340	219,685	965	81,440	553	45,069	243	25,810	19	7,400	3	200	11	721
		4	3,260									10	2,118				
		2	395	1	100			2	160	23	3,584	108	108,535	18	4,240	28	10,861
10	2,235			11	9,525	3	2,050	4	965	19	3,581	20	2,275	2	325	7	810
177	15,947	20	2,230	37	15,792	10	1,375	11	2,550	10		23	7,185				
18	5,638	11	8,540									31	6,201	7	910	6	435
1	1	3	1,800	8	1,505			3	174	2	45	31	0,201				
387	9,974	152	5,004	19	3,095	13	426	104	3,079	77	1,967	331	13,646	159	5,095	9	377
210	12,542	163	9,716	39	3,283	11	1,098	69	3,334	58	4,064	207	55,503	134	35,446	10	11,741

CHEROKEE		CHOWAN		CLAY		CLEVELAND		COLUMBUS		GRAVEN		CUMBERLAND		CURRITUCK		DARE	
Farms reporting	Expenditures	Farms reporting	Expenditures	Farms reporting	Expenditures	Farms reporting	Expenditures	Farms reporting	Expenditures	Farms reporting	Expenditures	Farms reporting	Expenditures	Farms reporting	Expenditures	Farms reporting	Expenditures
Number	Dollars	Number	Dollars	Number	Dollars	Number	Dollars	Number	Dollars	Number	Dollars	Number	Dollars	Number	Dollars	Number	Dollars
1,077	44,335	264	37,074	441	19,843	1,284	122,285	611	35,999	888	67,535	1,094	102,341	409	56,122	40	8,313
126	5,900	125	10,170	90	5,979	30	3,774	41	1,422	57	3,872	97	6,280	123	10,746	8	1,280
6	320	1	25					1	10								
		39	3,167			1,171	81,175	19	480	25	1,053	725	38,306	18	682		
4	400	73	7,949					389	13,715	717	38,999	147	12,904	169	11,619	8	985
								29	2,550			2	170				
4	4,150	3	6,500			20	16,527	3	4,367	6	540	13	701	3	270		
12	911	8	2,295	10	958			8	472	12	5,645	13	34,493	25	7,024		
												5	1,293				
		3	3,400			15	17,252	6	9,225			6	2,415	24	23,539		
083	21,439	7	327	273	9,271	12	608	62	2,048	20	1,124	69	2,821	14	817	7	380
242	11,215	5	3,235	68	3,035	10	2,949	53	1,720	30	2,267	47	2,881	33	4,825	17	5,068
973	21,656	995	210,322	453	8,924	4,902	914,114	3,708	510,774	1,947	335,399	2,514	556,924	669	155,826	45	3,333
113	3,129	336	71,747	99	2,707	90	14,239	177	19,610	109	14,890	111	28,802	183	20,661	10	775
7	328	3	640					7	377								
		191	30,175			4,698	883,307	87	9,715	67	5,631	1,808	415,375	30	3,515		
7	142	379	95,850					2,901	431,936	1,637	301,463	351	83,255	342	120,692	12	574
								190	32,546								
		5	1,040					4	1,327	8	2,075	19	8,901	4	484		
3	78	3	460			24	3,519	4	1,380	10	872	12	2,283				
12	272	18	5,926	13	421			12	1,380	10	3,295	6	1,000	37	5,011		
640	13,677	4	405	283	4,576	15	2,116	6	662	47	1,095	9	840	14	1,445		
182	4,030	23	3,376	58	1,130	43	5,157	108	5,228	53	5,180	83	9,326	40	3,153	14	774
487	20,222	589	154,592	227	8,000	1,033	112,907	2,260	278,486	1,385	173,833	1,239	194,070	413	111,491	14	2,217
73	3,872	195	37,191	56	3,163	32	2,733	107	9,254	73	8,967		9,099	94	11,807	6	1,200
4	133	2	450					2	425								
		87	21,850			955	103,101	53	4,120	28	2,032	820	112,254	13	2,136		
		260	84,870					1,795	202,210	1,215	133,033	215	26,596	233	80,573	3	550
4	550							144	45,133			14	10,970				
		2	110									17	5,554	3	140		
4	570	3	3,190			17	4,195	3	4,950	0	12,595	12	18,847				
8	4																

AGRICULTURE—NORTH CAROLINA

COUNTY TABLE VIII.—SPECIFIED FARM EXPENDI

[See Note,

ITEM AND TYPE (See definitions in Introduction)	DAVIDSON		DAVIE		DUPLIN		DURHAM		EDGECOMBE		FORSYTH	
	Farms reporting	Expenditures	Farms reporting	Expenditures	Farms reporting	Expenditures	Farms reporting	Expenditures	Farms reporting	Expenditures	Farms reporting	Expenditures
	Number	Dollars	Number	Dollars	Number	Dollars	Number	Dollars	Number	Dollars	Number	Dollars
Feed:												
All types	1,992	230,392	693	115,124	1,497	93,715	739	133,170	1,705	154,055	1,566	259,192
General	1,620	50,037	209	21,769	229	14,030	106	13,921	19	1,859	304	44,010
Cash-grain	51	3,708	2	65							11	824
Cotton	174	9,554	174	8,967	95	4,653	57	3,061	282	27,466	20	1,423
Crop-specialty	579	45,734	49	2,352	881	34,170	404	21,224	1,364	106,408	624	36,550
Fruit					153	5,834					3	550
Truck	13	1,183			55	3,488			11	750		2,164
Dairy	72	63,363	69	60,865			54	81,766	8	18,375	96	98,811
Animal-specialty	2	400	4	5,500	7	1,000			4	2,055	4	3,115
Stock-ranch												
Poultry	15	6,229	10	5,650	2	50	3	450			18	16,758
Self-sufficing	307	16,481	131	6,703	46	1,265	56	4,491	19	1,030	202	15,747
Abnormal and unclassified	259	33,613	45	3,253	29	4,316	48	7,507	9	1,803	214	38,340
Fertilizer:												
All types	2,720	141,304	1,385	73,542	4,602	353,590	1,392	131,208	3,916	1,132,510	2,545	183,250
General	757	40,828	395	17,304	547	112,353	168	12,183	53	9,711	466	28,588
Cash-grain	123	7,582	13	519			4	560			35	4,046
Cotton	305	13,640	499	32,327	310	63,607	100	8,433	1,019	354,888	34	1,425
Crop-specialty	731	50,762	116	4,895	2,951	530,932	913	98,280	2,779	760,001	1,425	118,266
Fruit					427	80,831					5	280
Truck	20	1,186			151	42,503	19	1,004			16	1,144
Dairy	69	5,936	71	7,886			49	4,759	8	1,890	99	9,970
Animal-specialty	2	340	8	2,940	13	2,977			10	2,540	5	210
Stock-ranch												
Poultry	11	384	6	620	8	540	5	235			15	1,800
Self-sufficing	439	10,833	221	5,267	112	3,989	65	1,444	25	634	235	7,767
Abnormal and unclassified	262	9,763	56	1,884	88	15,708	60	4,310	22	2,846	210	9,754
Labor:												
All types	612	82,145	225	63,256	2,380	354,722	382	61,987	2,023	410,108	755	149,648
General	198	13,743	67	10,337	346	53,434	68	6,147	35	6,658	202	23,144
Cash-grain	24	4,608	5	502			2	525			15	7,054
Cotton	31	2,524	35	7,648	110	15,305	19	1,283	368	165,046	8	600
Crop-specialty	176	11,070	14	548	1,361	125,945	199	21,529	1,578	212,583	202	17,604
Fruit					378	117,218					3	4,175
Truck	6	1,102			105	21,418					3	1,010
Dairy	52	18,628	49	31,686			35	23,893	9	17,418	74	50,258
Animal-specialty	1	20	3	5,600	14	2,566			10	5,190	2	1,050
Stock-ranch												
Poultry	6	700	3	413	2	212	3	170			8	10,688
Self-sufficing	64	2,735	36	1,348	28	959	24	905	13	435	75	4,804
Abnormal and unclassified	54	6,965	13	5,114	36	17,665	27	7,170	10	2,773	103	29,231

ITEM AND TYPE (See definitions in Introduction)	HAYWOOD		HENDERSON		HERTFORD		HOKE		HYDE		IREDELL	
	Farms reporting	Expenditures	Farms reporting	Expenditures	Farms reporting	Expenditures	Farms reporting	Expenditures	Farms reporting	Expenditures	Farms reporting	Expenditures
	Number	Dollars	Number	Dollars	Number	Dollars	Number	Dollars	Number	Dollars	Number	Dollars
Feed:												
All types	1,084	90,469	1,237	130,759	749	51,763	635	55,964	364	24,098	1,561	140,503
General	207	15,394	302	26,035	64	6,355	29	3,018	163	8,243	252	20,139
Cash-grain		15	2	55							8	601
Cotton					74	3,640	405	34,556	99	3,698	1,062	47,109
Crop-specialty	39	848	13	784	590	35,577	74	5,209	38	2,173	26	1,130
Fruit	34	4,257	18	1,503								
Truck	2	310	20	1,391								
Dairy	27	20,327	55	37,310	3	2,900					3	200
Animal-specialty	89	5,855	8	690							48	34,617
Stock-ranch	28	6,719							10	4,695	10	7,275
Poultry	7	4,030	16	10,862					3	3,210	21	10,911
Self-sufficing	390	13,840	530	25,106	9	196	14	1,488	17	540	90	3,373
Abnormal and unclassified	260	18,224	264	20,413	3	3,065	14	10,209	14	631	56	16,188
Fertilizer:												
All types	1,003	26,208	1,200	50,474	2,025	354,864	1,789	535,750	796	57,891	3,421	288,057
General	225	5,760	340	18,552	104	18,733	63	17,049	335	25,509	435	37,024
Cash-grain	3	50	5	438			5	1,005	50	5,285	24	2,631
Cotton					150	20,638	1,409	417,472	288	17,037	2,474	108,834
Crop-specialty	53	1,400	28	2,709			210	75,702	64	5,665	93	7,895
Fruit	37	4,241	17	1,144			19	5,519				
Truck	5	128	22	2,630			11	2,900				
Dairy	22	762	48	3,704	3	885					4	480
Animal-specialty	90	3,296	7	3,233							46	5,144
Stock-ranch	32	2,051							17	2,285	11	3,238
Poultry	4	87							4	175	19	1,201
Self-sufficing	369	5,908	555	13,010	24	532	37	1,060	25	508	164	4,764
Abnormal and unclassified	163	2,525	252	6,568	18	2,831	35	14,443	23	1,350	101	6,846
Labor:												
All types	558	85,669	584	81,891	614	66,935	655	99,963	462	68,658	915	87,291
General	120	9,584	162	17,083	63	11,137	39	9,678	193	29,411	184	11,661
Cash-grain			3	350			2	1,130	35	9,201	11	1,083
Cotton					47	3,809	433	39,807	155	11,689	569	43,523
Crop-specialty	16	705	12	4,720	488	46,938	129	27,824	35	8,155	19	1,145
Fruit	28	40,274	16	5,900			18	5,443				
Truck	1	25	13	1,789			5	424			2	75
Dairy	20	14,346	42	20,683	3	880					32	10,316
Animal-specialty	71	7,456	4	110					14	7,586	12	6,332
Stock-ranch	33	9,960										
Poultry	6	288	11	4,937					3	475	12	695
Self-sufficing	139	5,854	164	4,161	6	91	16	1,156	11	356	33	1,180
Abnormal and unclassified	124	7,179	137	22,098	7	4,080	13	14,501	16	1,785	44	11,275

AGRICULTURE—NORTH CAROLINA

COUNTY TABLE VIII.—SPECIFIED FARM EXPENDI

[See NOTE.]

ITEM AND TYPE (See definitions in Introduction)	MARTIN		MECKLENBURG		MITCHELL		MONTGOMERY		MOORE		NASH	
	Farms reporting	Expenditures	Farms reporting	Expenditures	Farms reporting	Expenditures	Farms reporting	Expenditures	Farms reporting	Expenditures	Farms reporting	Expenditures
	Number	Dollars	Number	Dollars	Number	Dollars	Number	Dollars	Number	Dollars	Number	Dollars
Feed:												
All types.....	487	30,292	1,022	395,047	1,004	48,808	761	39,566	919	97,608	3,873	382,828
General.....	30	1,780	124	19,830	114	6,084	95	5,214	147	8,892	79	7,053
Cash-grain.....			1	30			7	205				
Cotton.....	22	654	1,105	86,264			414	18,201	150	10,203	755	61,644
Crop-specialty.....	413	22,864	6	375	5	185	46	1,659	229	11,352	2,920	259,420
Fruit.....					8	1,085	17	1,986	41	5,802	1	100
Truck.....			11	1,429	2	16	1	50			1	72
Dairy.....			104	257,529	4	1,630			14	30,606	13	36,140
Animal-specialty.....	6	1,380	9	945	15	961	5	1,025			3	550
Stock-ranch.....					2	350						
Poultry.....			17	9,481	3	1,800			5	4,648	8	4,685
Self-sufficing.....	4	114	57	2,693	490	14,782	120	4,032	288	9,760	55	3,801
Abnormal and unclassified.....	12	3,500	98	16,514	355	18,715	56	4,994	95	16,125	38	9,103
Fertilizer:												
All types.....	2,663	618,524	3,148	360,452	925	17,036	1,265	179,346	1,334	319,008	5,669	1,206,559
General.....	67	13,507	170	16,678	121	3,748	107	17,523	281	28,009	95	14,800
Cash-grain.....			10	1,799			11	871	3	132		
Cotton.....	111	33,707	2,504	285,490			720	101,710	327	68,998	1,087	246,220
Crop-specialty.....	2,301	600,825	11	932	5	114	73	8,654	555	123,943	4,310	930,697
Fruit.....					10	717	27	35,594	102	52,240	4	295
Truck.....			20	2,820	1	25	4	530			3	284
Dairy.....			190	26,671	1	47			10	7,699	12	2,997
Animal-specialty.....	16	4,555	7	1,305	17	500	6	1,115			3	461
Stock-ranch.....					3	320						
Poultry.....			13	981	2	45			6	502	7	630
Self-sufficing.....	25	992	77	3,032	434	7,241	170	6,841	381	14,557	82	3,207
Abnormal and unclassified.....	43	4,938	140	20,691	231	4,279	87	6,538	153	15,335	66	6,593
Labor:												
All types.....	1,692	209,823	1,809	272,540	720	29,807	481	97,684	718	260,028	2,257	279,307
General.....	39	5,948	114	20,812	99	7,980	67	6,421	103	11,680	46	4,606
Cash-grain.....			4	1,000			5	445				
Cotton.....	58	12,229	886	99,816			243	14,823	109	39,561	356	38,620
Crop-specialty.....	1,406	187,376	5	700	2	40	41	2,459	270	39,233	1,776	161,605
Fruit.....					2	2,392	26	66,145	84	116,421	1	200
Truck.....			14	3,445	2	65					2	336
Dairy.....			163	93,767	2	300			10	33,928	10	14,515
Animal-specialty.....	10	2,615	6	1,415	17	1,385	6	1,920			2	290
Stock-ranch.....					3	525						
Poultry.....			12	2,958	3	75			2	540	7	1,125
Self-sufficing.....	4	180	27	1,080	318	9,034	36	969	83	2,945	24	1,143
Abnormal and unclassified.....	15	1,525	78	47,407	267	8,011	37	4,502	57	13,720	33	50,800

ITEM AND TYPE (See definitions in Introduction)	PITT		POLK		RANDOLPH		RICHMOND		ROBESON		ROCKINGHAM	
	Farms reporting	Expenditures	Farms reporting	Expenditures	Farms reporting	Expenditures	Farms reporting	Expenditures	Farms reporting	Expenditures	Farms reporting	Expenditures
	Number	Dollars	Number	Dollars	Number	Dollars	Number	Dollars	Number	Dollars	Number	Dollars
Feed:												
All types.....	1,489	179,974	483	29,844	1,692	168,095	1,035	117,413	2,286	181,955	1,839	148,938
General.....	22	3,273	69	6,643	459	32,614	36	2,469	42	2,525	8	7,344
Cash-grain.....					25	1,644					8	165
Cotton.....	24	2,089	258	10,897	35	1,660	863	73,875	1,198	77,279		
Crop-specialty.....	1,401	145,851	8	550	239	13,487	13	2,406	951	39,064	1,572	80,962
Fruit.....					11	6,975						
Truck.....	1	25	4	135	6	510	1	50	3	2,082	1	25
Dairy.....	7	19,600	6	4,215	77	50,365	21	23,097	7	7,000	26	37,223
Animal-specialty.....	3	575			16	4,745			2	52	5	2,210
Stock-ranch.....												
Poultry.....					49	23,621	4	880			6	6,300
Self-sufficing.....	21	1,740	85	4,083	503	23,457	22	1,203	36	1,113	94	4,677
Abnormal and unclassified.....	19	6,821	33	3,121	273	15,922	65	6,358	27	1,480	52	5,032
Fertilizer:												
All types.....	6,478	1,478,900	958	76,315	3,093	162,749	1,619	420,324	6,771	1,504,225	3,851	299,634
General.....	61	16,600	115	8,294	921	55,513	55	7,979	105	23,916	107	5,336
Cash-grain.....					115	9,515			5	1,513	3	75
Cotton.....	122	24,140	676	61,374	113	6,765	1,326	341,614	3,402	842,764		
Crop-specialty.....	6,146	1,415,741	11	1,083	518	39,508	38	10,166	3,008	611,213	3,466	282,004
Fruit.....					32	35,097						
Truck.....	3	1,078	5	612			5	812	23	6,652	3	216
Dairy.....	7	2,972	7	157	86	7,841	17	6,001	10	2,220	27	2,572
Animal-specialty.....	11	1,560			18	1,258			2	180	5	390
Stock-ranch.....												
Poultry.....					51	2,938	4	295			5	113
Self-sufficing.....	79	3,143	98	3,285	922	29,247	37	921	117	3,032	146	4,998
Abnormal and unclassified.....	49	11,000	46	1,510	340	9,630	105	17,439	99	12,735	89	3,330
Labor:												
All types.....	1,928	249,007	320	19,218	592	66,111	537	122,457	2,900	243,522	677	82,334
General.....	34	8,585	51	4,275	194	12,625	27	3,317	67	10,031	34	4,722
Cash-grain.....					25	4,986			3	815	1	500
Cotton.....	19	1,559	210	9,008	19	2,994	376	44,068	1,350	116,658		
Crop-specialty.....	1,820	217,067	8	2,505	91	6,299	17	3,243	1,399	101,912	571	51,851
Fruit.....					30	48,737						
Truck.....	1	2,000	3	233	3	245	4	835	11	4,820	2	131
Dairy.....	9	12,485	5	820	40	24,790	15	16,019	9	3,990	18	15,892
Animal-specialty.....	6	920			6	237			2	130	5	3,000
Stock-ranch.....												
Poultry.....					11	3,310	3	175			3	255
Self-sufficing.....	27	1,695	29	1,109	109	3,956	11	177	31	2,112	24	1,318
Abnormal and unclassified.....	12	4,716	14	1,276	94	6,029	54	5,886	28	3,054	19	4,005

TURES, 1929, BY TYPE OF FARM—Continued

bottom of p. 8]

NEW HANOVER		NORTHAMPTON		ONSLow		ORANGE		PAMLICO		PASQUOTANK		PENDER		PERQUIMANS		PERSON	
Farms reporting	Expenditures	Farms reporting	Expenditures	Farms reporting	Expenditures	Farms reporting	Expenditures	Farms reporting	Expenditures	Farms reporting	Expenditures	Farms reporting	Expenditures	Farms reporting	Expenditures	Farms reporting	Expenditures
Number	Dollars	Number	Dollars	Number	Dollars	Number	Dollars	Number	Dollars	Number	Dollars	Number	Dollars	Number	Dollars	Number	Dollars
189	124,842	1,767	121,219	599	35,607	687	20,768	286	20,293	502	75,247	680	64,819	489	30,458	558	31,120
28	3,578	74	4,018	79	2,561	183	21,101	80	4,790	214	18,023	164	15,730	223	15,400	10	1,104
4	215	1,458	98,678	24	707	100	4,895	2	1,208	37	1,161	33	1,038	117	8,528	520	18,743
6	460	194	8,493	405	16,131	156	6,679	105	7,674	147	11,033	100	3,351	78	3,750		
80	14,615					3	650	2	35	3	850	41	1,523				
16	90,909	3	1,842	3	2,100	48	54,611	8	24,933	8	24,933	13	17,171				
		2	869	22	1,892	2	1,100	4	005	17	4,475	24	3,000	12	1,688		
6	6,126	5	6,260	4	360	8	3,065	7	1,497	19	11,046	4	2,312				
2	110	5	735	39	742	110	4,923	25	745	31	908	136	7,018	28	408	17	648
21	8,329	16	824	23	11,114	68	5,732	10	2,402	26	7,218	93	6,345	11	385	11	10,535
233	95,174	3,718	686,934	1,989	237,445	1,482	138,044	724	204,566	865	218,427	1,690	190,805	1,168	220,854	2,641	305,082
33	3,364	209	32,166	207	22,829	339	20,311	176	10,323	396	60,086	437	53,370	429	80,363	33	2,837
4	707	2,871	540,625	113	10,850	238	14,477	5	1,260	89	7,248	110	11,631	400	73,620		
7	440	579	108,394	1,486	193,081	493	84,113	371	106,540	320	120,858	334	44,419	239	53,955	2,527	207,976
145	75,339					3	240	4	880	15	6,700	116	22,345				
8	6,864	2	370	2	167	50	4,107	7	4,400	7	4,500	14	5,004				
		3	404	37	4,862	7	4,400	5	1,005	25	6,182	44	5,848	28	7,218		
3	1,220	8	832	4	263	9	916	2	60	14	951	5	900				
2	57	11	300	87	3,102	233	0,514	30	1,150	37	1,445	293	11,183	41	1,551	51	1,911
31	7,183	35	3,753	53	2,291	101	3,928	30	3,789	62	4,382	122	4,387	31	4,141	30	2,308
209	182,597	1,505	123,566	881	58,595	393	50,647	541	138,301	508	142,515	927	139,980	565	112,730	310	36,466
26	5,622	96	7,181	115	0,184	127	7,758	118	9,789	299	28,162	238	35,931	242	34,900	8	1,384
3	330	1,153	93,166	39	3,714	40	3,320	30	4,204	17	1,217	49	3,681	141	21,030		
6	345	231	20,350	656	41,783	112	17,559	603	109,312	200	76,372	229	20,320	141	50,254	286	32,811
127	97,982					2	120	3	240	11	7,042	96	23,204				
15	38,622	2	55	1	30	33	13,540	8	17,114	8	17,114	11	11,190				
		3	875	18	1,000	3	1,700	5	2,268	20	4,825	25	4,090	21	3,063		
5	3,210	5	705	3	125	4	674	7	563	12	2,065	5	1,880				
25	12	3	115	24	446	36	1,908	18	548	13	578	99	2,905	8	385	5	102
25	36,474	12	1,119	25	1,353	34	3,912	24	4,585	18	4,240	54	2,898	12	1,583	11	2,108

ROWAN		RUTHERFORD		SAMPSON		SCOTLAND		STANLY		STOKES		SURREY		SWAIN		TRANSYLVANIA	
Farms reporting	Expenditures	Farms reporting	Expenditures	Farms reporting	Expenditures	Farms reporting	Expenditures	Farms reporting	Expenditures	Farms reporting	Expenditures	Farms reporting	Expenditures	Farms reporting	Expenditures	Farms reporting	Expenditures
Number	Dollars	Number	Dollars	Number	Dollars	Number	Dollars	Number	Dollars	Number	Dollars	Number	Dollars	Number	Dollars	Number	Dollars
1,678	182,332	1,292	108,823	1,739	95,217	823	81,482	994	93,803	2,101	90,579	2,085	120,794	645	39,867	459	43,770
438	41,822	128	8,721	152	15,946	14	2,210	253	15,830	45	2,470	175	9,952	110	9,340	33	8,245
841	47,709	831	47,147	1,104	43,800	870	75,342	501	21,400	1	14	4	95			7	240
3	145	8	273	324	14,631	20	2,675	1		1,956	82,202	1,317	51,660				
2	112			21	468	5	395					11	530				
10	1,647	5	104	34	2,083							4	625			2	125
42	53,033	41	35,213	3	7,820			15	28,147			23	19,355	5	550	3	4,440
5	825	10		10	1,600			2	1,550			10	1,254	1	50	8	2,850
24	14,595	8	3,524	5	2,455			22	15,475	4	955	20	16,735			3	970
137	7,168	155	7,302	82	3,928	6	305	180	6,231	8	2,177	342	10,780	367	17,303	187	10,770
171	14,806	80	6,339	54	2,686	5	365	54	4,612	28	2,776	173	10,208	192	9,624	106	10,121
2,756	214,575	3,256	344,458	5,501	1,131,497	1,604	516,865	2,145	209,156	3,289	289,279	3,383	293,710	268	5,392	483	17,895
655	49,428	216	12,006	374	101,550	27	11,707	589	60,368	68	4,037	237	15,188	51	1,135	105	4,978
15	2,496			13	1,900	5	1,649	15	1,279			8	383			15	1,810
1,571	120,272	2,576	309,803	3,382	727,366	1,511	484,759	1,162	125,393								
9	1,333	19	1,425	1,172	216,193	11	2,905	24	2,144	3,005	285,101	2,535	255,858				
4	1,630			66	12,230	3	1,530					14	2,510				
9	2,773	8	545	132	46,127	23	11,690					6	580			3	455
40	6,650	47	4,965	1	150			17	2,987			21	2,276			4	490
10	8,178			17	4,230			3	1,050			9	497			8	525
19	1,042	13	878	9	1,313			21	2,483			18	908			3	42
218	6,680	255	8,409	181	7,153	10	403	220	8,362	95	3,210	357	10,108	165	3,592	188	4,933
206	6,098	122	6,297	154	14,285	14	2,162	94	5,129	59	3,046	178	5,402	51	3,055	157	4,692
834	118,948	808	57,538	2,274	250,778	682	79,671	368	29,829	475	26,262	759	82,506	176	15,809	178	27,394
244	26,867	81	5,090	242	36,787	21	8,965	108	5,353	12	416	85	7,000	35	6,938	55	11,036
5	1,665			5	655	4	1,265					4	375			6	3,375
429	30,309	581	40,046	1,291	123,978	613	57,743	190	9,022			507	29,709				
7	770	8	471	514	49,114	13	2,958	1	15	440	24,491						
2	112			54	14,503	2	3,500					11	16,295				
8	3,660	4	295	51	14,823	12	3,465					1	450			1	1,000
33	31,041	25	4,774	3	1,232			11	11,018			7	15,540	3	1,560	3	2,312
8	7,255			14	4,085			2	350			12	3,105			4	401
10	1,613	3	65	5	175			8	940	1	25	13	2,122				
30	1,065	61	1,694	50	1,034	6	390	20	859	11	299	71	2,656				
58	4,991	45	4,501	45	3,792	11	1,355	28	1,372	11	1,021	48	4,975	92	3,715	55	1,729

COUNTY TABLE VIII.—SPECIFIED FARM EXPENDITURES, 1929, BY TYPE OF FARM—Continued


[See NOTE, bottom of p. 8]

ITEM AND TYPE (See definitions in Introduction)	TYRRELL		UNION		VANCE		WAKE		WARREN		WASHINGTON	
	Farms report- ing	Expendi- tures	Farms report- ing	Expendi- tures	Farms report- ing	Expendi- tures	Farms report- ing	Expendi- tures	Farms report- ing	Expendi- tures	Farms report- ing	Expendi- tures
	Number	Dollars	Number	Dollars	Number	Dollars	Number	Dollars	Number	Dollars	Number	Dollars
Feed:												
All types.....	271	15,075	1,724	146,314	1,238	143,594	3,637	608,177	1,491	96,850	254	13,829
General.....	64	4,093	134	12,739	29	4,725	134	16,647	50	4,310	122	5,445
Cash-grain.....											2	40
Cotton.....	2	75	1,431	70,324	133	12,034	1,116	76,508	1,115	65,347	22	670
Crop-specialty.....	143	7,140	4	225	1,026	105,823	2,010	108,355	283	20,618	49	2,180
Fruit.....							8	1,585	3	365		
Truck.....							13	1,712				
Dairy.....			38	21,130	3	13,697	95	161,272	3	2,500		
Animal-specialty.....	24	1,879	7	788			4	800	3	875	9	2,610
Stock-ranch.....												
Poultry.....	8	820	30	37,268			49	45,208			2	1,100
Self-sufficing.....	19	713	24	800	25	1,487	95	5,922	10	220	23	919
Abnormal and unclassified.....	11	355	50	3,040	22	5,828	113	190,038	24	1,615	25	665
Fertilizer:												
All types.....	466	113,520	4,893	584,398	2,203	330,281	6,001	1,047,988	2,740	377,083	959	133,559
General.....	124	17,479	220	24,799	41	5,605	190	32,614	79	11,159	330	37,324
Cash-grain.....											4	170
Cotton.....	9	1,005	4,377	593,496	222	24,967	2,145	310,531	2,038	253,154	91	6,244
Crop-specialty.....	238	82,547	15	1,830	1,870	292,232	3,213	636,336	550	107,440	386	73,757
Fruit.....							11	6,057	3	350		
Truck.....							27	7,090				
Dairy.....			41	5,706	7	526	32	3,612	3	781		
Animal-specialty.....	39	9,104	14	1,482			4	445	2	295	19	7,827
Stock-ranch.....												
Poultry.....	10	782	43	5,665			32	3,612			3	720
Self-sufficing.....	28	796	66	2,527	34	1,252	144	5,535	22	725	58	2,251
Abnormal and unclassified.....	18	1,807	117	8,893	20	5,799	153	20,326	43	3,184	68	4,766
Labor:												
All types.....	272	51,827	1,188	82,609	770	96,714	2,002	346,694	941	103,017	383	88,633
General.....	61	7,280	97	7,677	15	2,033	98	14,100	40	8,554	136	22,187
Cash-grain.....												
Cotton.....	1	60	1,001	61,925	60	4,661	657	84,792	608	53,908	13	541
Crop-specialty.....	169	35,237	4	595	672	66,079	1,014	113,181	243	34,262	190	54,485
Fruit.....							10	13,417	3	925		
Truck.....							15	6,987				
Dairy.....			28	6,490	3	7,170	75	61,590	2	1,500		
Animal-specialty.....	27	8,890	3	1,125			4	2,815	2	620	19	8,049
Stock-ranch.....												
Poultry.....	7	200	27	3,030			26	7,794			1	1,600
Self-sufficing.....	3	45	9	300	9	481	49	3,112	14	513	7	159
Abnormal and unclassified.....	4	125	27	1,417	11	16,290	54	38,906	20	2,735	17	1,612

ITEM AND TYPE (See definitions in Introduction)	WATAUGA		WAYNE		WILKES		WILSON		YADKIN		YANCEY	
	Farms report- ing	Expendi- tures	Farms report- ing	Expendi- tures	Farms report- ing	Expendi- tures	Farms report- ing	Expendi- tures	Farms report- ing	Expendi- tures	Farms report- ing	Expendi- tures
	Number	Dollars	Number	Dollars	Number	Dollars	Number	Dollars	Number	Dollars	Number	Dollars
Feed:												
All types.....	1,190	72,739	2,211	210,487	3,575	198,918	2,959	307,058	1,198	61,928	987	31,808
General.....	335	23,019	116	14,744	592	35,081	37	4,895	115	7,389	142	4,869
Cash-grain.....			3	110								
Cotton.....			309	22,264	2	100			3	125		
Crop-specialty.....	36	2,009	1,685	111,412	129	4,638	107	9,458	4	56	67	1,556
Fruit.....	5	2,690	5	315	80	6,647	2,789	273,425	860	27,773	3	130
Truck.....	13	1,025	17	3,590								
Dairy.....	6	840	20	36,129	18	9,772						
Animal-specialty.....	58	4,691	5	1,415	20	4,310	6	16,600	10	6,605		
Stock-ranch.....									3	600	21	1,450
Poultry.....	23	9,909	4	1,240	34	10,490			16	11,151		
Self-sufficing.....	525	17,891	17	624	1,907	69,773	5	155	140	5,101	531	14,777
Abnormal and unclassified.....	188	10,665	30	18,644	761	45,016	15	2,525	47	3,126	223	9,026
Fertilizer:												
All types.....	1,361	46,865	4,514	1,033,408	3,173	85,042	4,613	1,087,153	2,238	145,568	916	15,381
General.....	424	19,381	232	58,084	613	22,986	52	11,552	186	10,693	183	3,287
Cash-grain.....			3	450	34	1,315			14	773	4	34
Cotton.....			772	185,772	6	200	194	38,798	7	294		
Crop-specialty.....	55	5,436	3,333	799,718	138	12,204	4,319	1,030,893	1,747	124,015	89	1,655
Fruit.....	5	263	9	1,731	78	5,161					1	5
Truck.....	20	1,809	45	13,508								
Dairy.....	3	115	18	3,865	16	1,314	4	683	9	662		
Animal-specialty.....	78	2,954	7	1,420	17	661			3	106	24	380
Stock-ranch.....												
Poultry.....	14	469	5	335	31	1,225			11	530		
Self-sufficing.....	595	10,781	33	1,136	1,630	29,953	17	561	199	6,590	430	6,023
Abnormal and unclassified.....	167	5,657	57	17,409	560	10,023	27	4,666	62	2,105	133	3,376
Labor:												
All types.....	700	68,863	2,273	312,107	1,397	82,474	3,208	252,157	310	32,905	575	21,063
General.....	249	22,046	153	25,986	314	22,570	23	3,184	37	3,159	114	5,853
Cash-grain.....												
Cotton.....			358	48,873	14	3,477			2	840	2	65
Crop-specialty.....	29	4,034	1,678	184,295	52	2,468	65	10,172	215	13,853	42	2,510
Fruit.....	4	15,990	8	907	57	17,573	2,093	229,470			2	75
Truck.....	11	697	22	10,035								
Dairy.....	4	345	18	16,055	15	5,970	5	6,600	9	3,855		
Animal-specialty.....	64	6,139	5	435	8	2,450			1	200	22	1,491
Stock-ranch.....												
Poultry.....	14	727	3	163	22	2,670			3	154		
Self-sufficing.....	226	7,231	7	231	541	15,931	5	137	26	1,433	234	5,896
Abnormal and unclassified.....	99	11,674	19	25,002	373	19,315	15	2,594	17	9,911	109	5,173

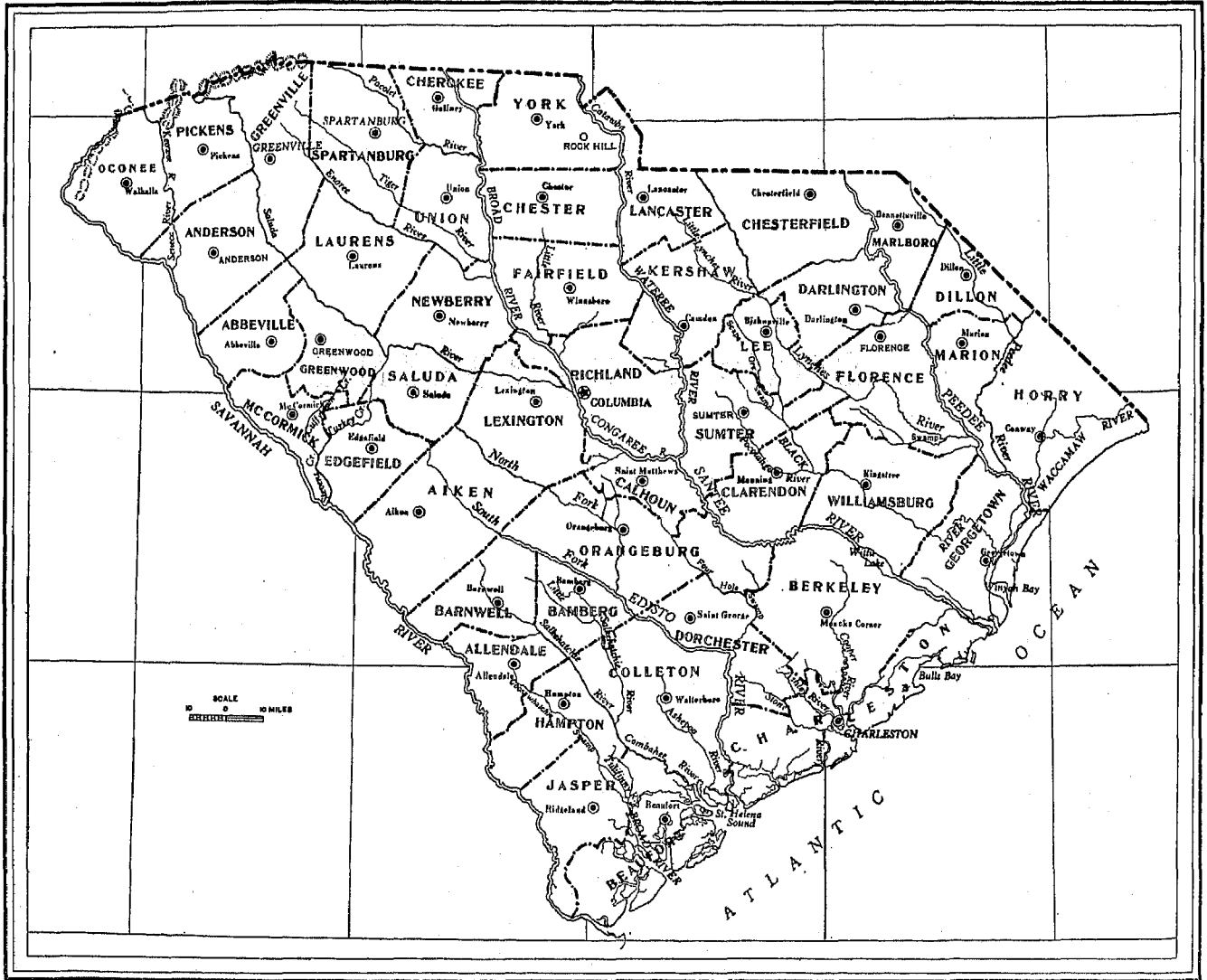
STATE OF SOUTH CAROLINA

Department of Transportation



SOUTH CAROLINA

COUNTIES, PRINCIPAL CITIES, RIVERS, AND MOUNTAINS



COUNTY TABLE I.—FARMS AND FARM ACREAGE, 1930 AND 1929, BY TYPE OF FARM

[See NOTE, bottom of p. 8]

ITEM AND TYPE OF FARM (See definitions in Introduction)	THE STATE	Abbeville	Aiken	Allen- dale	Anderson	Bamberg	Barnwell	Beaufort	Berkeley	Calhoun	Charles- ton
	Number	Number	Number	Number	Number	Number	Number	Number	Number	Number	Number
FARMS, BY TYPE, 1930											
All types.....	157,881	3,403	3,874	1,019	8,200	1,982	2,376	2,012	2,193	2,488	1,857
General.....	7,630	89	212	107	86	143	45	680	229	50	385
Cash-grain.....	828	1	1	1	16	14			28	41	
Cotton.....	109,900	2,844	2,596	753	7,424	1,593	2,034	226	667	2,182	239
Crop-specialty.....	16,085	21	21	25	6	15		70	41	12	300
Fruit.....	168	2	6	1				1			1
Truck.....	1,190		83	30	5			150	225	2	179
Dairy.....	1,052	15	46		58	23		11	8	3	22
Animal-specialty.....	404	4	1	1	4				58	15	3
Stock-ranch.....	21								3		13
Poultry.....	396	14	27	1	21			4	0	3	355
Self-sufficing.....	6,978	86	177	24	100	32	28	368	497	38	351
Abnormal.....	5,934	77	177	26	98	45	25	348	503	74	347
Institution or country estate.....	62	2	3		1			1	2		2
Part-time.....	5,302	60	151	23	85	42	24	342	487	71	2
Boarding and lodging.....	53	2	3		5			1	2	1	2
Forest-product.....	460	3	19	2	4	2	1	2	12	1	2
Horse farm, feed lot, or livestock dealer.....	48	1	1		3	1		6	2		96
Unclassified.....	7,547	272	328	51	373	108		76	45	48	
FARM LAND, BY TYPE											
All land in farms, 1930:											
All types.....	10,393,113	212,813	332,479	122,870	373,489	144,101	198,434	125,849	190,834	148,501	155,946
General.....	845,905	9,977	27,547	20,387	6,840	14,602	4,015	36,145	54,610	9,416	21,064
Cash-grain.....	74,070				1,739	878			14,374	5,932	
Cotton.....	6,817,234	177,405	226,916	88,397	340,907	111,230	165,320	8,620	50,754	122,240	6,057
Crop-specialty.....	975,696	1,368	4,141	454	1,075			21,025	9,213	990	66,302
Fruit.....	18,233		1,483								
Truck.....	123,554		11,125	2,722	200	4,595	21,950	23,187			12,479
Dairy.....	142,693	2,431	8,213		3,151	2,162	683	2,339	2,177	1,252	2,435
Animal-specialty.....	106,197	767			173			6,610	16,747	3,290	9,213
Stock-ranch.....	47,540								3,917		881
Poultry.....	29,537	1,263	3,295		810			181	1,018	113	881
Self-sufficing.....	377,840	5,480	13,355	732	5,222	1,781	1,136	8,163	15,068	1,883	8,680
Abnormal.....	330,401	3,803	15,236	403	1,016	1,027	572	5,917	20,054	1,446	5,913
Institution or country estate.....	17,014		529								
Part-time.....	175,099	2,943	7,466	403	1,310	1,627	572	5,917	11,834	1,440	5,013
Boarding and lodging.....	721		455		64						
Forest-product.....	130,679	860	6,786		447				8,220		
Horse farm, feed lot, or livestock dealer.....	888				95						
Unclassified.....	504,180	11,128	23,951	6,088	12,071	5,521	4,143	13,809	11,302	2,005	22,322
Average acres per farm, 1930:											
All types.....	66	62	90	121	46	72	84	63	92	60	80
General.....	111	112	130	191	80	103	103	53	166	188	56
Cash-grain.....	110				109	63			513	145	
Cotton.....	62	62	87	117	40	71	81	38	70	56	25
Crop-specialty.....	61		65	106	76	112		266	225	83	221
Fruit.....	120		247								
Truck.....	104		134	91	40	94	141	103			70
Dairy.....	136	162	179		54	94	62	202	544	417	162
Animal-specialty.....	208	192			43			814	280	220	419
Stock-ranch.....	2,642								1,306		
Poultry.....	76	90	122		39			33	170	38	68
Self-sufficing.....	84	64	75	31	48	56	41	22	82	50	24
Abnormal.....	57	53	87	18	20	39	24	17	40	20	17
Crop land harvested, 1928:											
All types.....	4,136,809	78,150	116,821	52,540	208,505	72,432	103,058	27,810	38,614	75,424	34,313
General.....	209,281	2,214	7,053	5,709	1,047	4,750	1,704	8,196	7,849	3,074	5,292
Cash-grain.....	21,078				479	479			1,129	1,876	
Cotton.....	3,255,900	73,094	98,299	42,168	200,379	62,402	90,566	2,475	13,934	67,796	2,403
Crop-specialty.....	361,744	1,614	463	1,614	92	443		4,363	2,028	6,021	16,003
Fruit.....	6,427		390								
Truck.....	40,081		3,616	1,530	86	1,834	9,688	6,215			4,820
Dairy.....	58,726	893	1,575		1,121	1,400	217	120	331	250	472
Animal-specialty.....	14,152	230			47			436	1,715	837	390
Stock-ranch.....	1,495								136		
Poultry.....	6,101	235	439		216			44	47	29	83
Self-sufficing.....	77,552	791	2,294	358	722	444	399	3,114	5,110	273	2,420
Abnormal.....	64,742	589	2,418	303	417	449	346	2,463	5,031	540	1,927
Institution or country estate.....	3,133		143								
Part-time.....	40,356	559	1,646	303	320	440	346	2,463	4,716	546	1,987
Boarding and lodging.....	86		29		8						
Forest-product.....	14,922	30	600		68				315		
Horse farm, feed lot, or livestock dealer.....	265				21						
Unclassified.....	20,624	604	273	858	1,200	225	128	384	1,305	113	454
Plowable pasture, 1929:											
All types.....	350,839	9,216	6,749	2,867	6,847	2,437	2,776	6,770	7,308	5,610	7,661
General.....	37,804	494	756	490	317	308	275	2,271	1,102	703	704
Cash-grain.....	6,618				60				2,341	151	
Cotton.....	206,167	7,181	3,113	2,081	8,144	1,306	1,499	402	1,064	4,216	178
Crop-specialty.....	18,507	27	98		22	105		694	141	71	4,298
Fruit.....	4,405		20								
Truck.....	4,632		380	48		79	817	810			267
Dairy.....	16,018	136	948		270	240	163	375	100	145	596
Animal-specialty.....	8,832	95			30			180	1,317	123	256
Stock-ranch.....	2,648								10		
Poultry.....	1,502	60	82		78						108
Self-sufficing.....	12,684	293	107		251	20		450	453	14	375
Abnormal.....	16,320	236	927	5	240	24	22	473	685	4	127
Unclassified.....	21,912	721	423	145	426	235		1,175	95	154	712
Other pasture (excl. woodland), 1929:											
All types.....	390,807	12,894	5,594	1,653	28,998	1,616	3,162	6,884	12,179	2,758	4,597
General.....	37,016	1,236	702	280	1,217	1,191	84	542	3,025	70	732
Cash-grain.....	6,593				115				319	310	
Cotton.....	240,076	10,268	3,324	1,279	24,080	1,103	2,300	1,697	4,495	1,691	237
Crop-specialty.....	23,715	4	53		70	84		1,697	855	82	1,111
Fruit.....	410		50						8		
Truck.....	6,312		184	41	12	103	563	3,016			588
Dairy.....	11,079	147	833		598	90	10	108			12
Animal-specialty.....	8,898	188			15						
Stock-ranch.....	3,130								3,180	225	559
Poultry.....	1,544	120	33		120				4		
Self-sufficing.....	13,813	404	223		589	14		204	154	240	124
Abnormal.....	16,759	316	93		185	1		195	413	1	79
Unclassified.....	20,962	215	148		447	30		115	45	180	1,155

[See Note,

ITEM AND TYPE OF FARM (See definitions in Introduction)	Cherokee	Chester	Chester- field	Clarendon	Colleton	Darlington	Dillon	Dorches- ter	Edge- field	Fair- field	Florence
	Number	Number	Number	Number	Number	Number	Number	Number	Number	Number	Number
FARMS, BY TYPE, 1930											
All types.....	3,268	3,047	3,555	4,256	3,092	3,535	3,066	1,862	2,724	2,278	5,642
General.....	49	112	94	251	435	105	37	191	155	67	202
Cash-grain.....			3		21	28	9		18	2	20
Cotton.....	2,884	2,575	3,241	2,544	1,807	2,305	1,934	1,034	2,119	1,834	789
Crop-specialty.....			4	954	38	680	952	26	1	4	4,181
Fruit.....		1	20								1
Truck.....		3	6		3			4	50		55
Dairy.....	23	36	2		3	17		9	31		20
Animal-specialty.....	2	6	7		14			20		24	8
Stock-ranch.....				9	8				4	5	4
Poultry.....	5	4	2		301	67	45	216	109	108	112
Self-sufficing.....	33	75	53	148	205	87	26	194	68	61	110
Abnormal.....	2	46	54	167	1			1			1
Institution or country estate.....		2	2								
Part-time.....	23	41	36	156	193	77	24	177	53	46	101
Boarding and lodging.....			2					1		2	2
Forest-product.....	2	5	13	10	10	9	1	13	12	12	6
Horse farm, feed lot, or livestock dealer.....	6		1	1	1	1	1	2	3	1	
Unclassified.....	229	189	69	183	248	239	54	156	109	157	174
FARM LAND, BY TYPE											
All land in farms, 1930:											
All types.....	192,235	239,991	289,438	194,867	317,243	240,182	155,257	149,339	181,336	207,318	316,898
General.....	4,654	20,892	6,930	20,276	45,525	16,736	3,272	29,669	20,613	19,018	20,370
Cash-grain.....			650		2,221	5,560	363		669		2,308
Cotton.....	171,177	183,521	262,923	101,941	139,352	152,395	99,298	82,658	131,935	140,388	47,149
Crop-specialty.....			1,087	55,616	14,881	40,893	43,578	3,041		162	215,601
Fruit.....		517	505					21	6,039		2,294
Truck.....		10,493			783	2,867	2,933	6,102	5,190	1,829	6,647
Dairy.....	1,967	1,557	378	1,438	2,766			2,846		6,977	1,269
Animal-specialty.....					38,300					5,332	
Stock-ranch.....					1,993	350			331	904	477
Poultry.....	278	339	3,738	5,681	13,504	3,201	1,562	8,178	7,016	8,604	5,986
Self-sufficing.....	1,077	7,761	4,491	4,708	31,165	4,031	359	10,046	7,838	8,699	4,670
Abnormal.....	1,032	2,911	4,491	4,708	31,165	4,031	359	10,046	7,838	8,699	4,670
Institution or country estate.....											
Part-time.....	784	2,048	1,686	3,112	19,013	2,276	359	6,497	4,315	3,937	3,325
Boarding and lodging.....			2,805	1,596	12,152	1,755		3,549	3,141	4,762	1,354
Forest-product.....		863									
Horse farm, feed lot, or livestock dealer.....	248										
Unclassified.....	12,050	12,000	5,400	5,308	26,589	14,179	3,892	6,788	10,766	5,905	10,118
Average acres per farm, 1930:											
All types.....	59	79	81	46	103	68	51	80	70	91	69
General.....	95	187	74	81	105	159	88	155	133	284	101
Cash-grain.....			217		100	190	40		37		115
Cotton.....	59	71	81	40	77	66	51	80	62	82	61
Crop-specialty.....			272	58	392	60	46	117		41	52
Fruit.....		172	84		45			5	121		42
Truck.....		86			261	169	326	201	167	229	255
Dairy.....		260	54	160	200			142		291	159
Animal-specialty.....					4,256					889	
Stock-ranch.....					249	70			83	181	119
Poultry.....	33	103	71	38	45	48	35	38	73	80	53
Self-sufficing.....	36	63	92	28	154	47	15	53	115	150	44
Abnormal.....											
Crop land harvested, 1929:											
All types.....	83,173	79,632	123,679	97,952	72,208	122,799	87,345	41,269	65,650	57,711	128,208
General.....	958	3,468	2,289	8,349	10,383	7,349	1,103	4,442	5,118	4,442	5,684
Cash-grain.....			320		533	1,637	259		378		1,473
Cotton.....	80,591	71,500	117,349	61,777	50,954	88,324	62,685	28,908	54,021	51,830	24,507
Crop-specialty.....			172	22,891	2,243	20,702	21,870	863		110	88,705
Fruit.....		1,150	254								
Truck.....		77			83			21	2,102		1,391
Dairy.....	512	1,840			101	995	417	1,498	976	183	2,143
Animal-specialty.....		268	141	498	439			546		712	609
Stock-ranch.....					1,105					255	
Poultry.....	77	53			168	153			64	112	82
Self-sufficing.....	233	932	611	1,656	3,416	667	428	2,382	1,391	1,240	1,250
Abnormal.....	322	500	710	1,543	2,266	1,217	174	1,936	952	1,066	1,392
Institution or country estate.....											
Part-time.....	201	400	403	1,290	2,074	933	174	1,500	610	470	1,180
Boarding and lodging.....		100	302	258	222	284		436	305	587	232
Forest-product.....	121										
Horse farm, feed lot, or livestock dealer.....	480	1,004	683	533	487	1,255	500	597	424	381	967
Unclassified.....											
Plowable pasture, 1929:											
All types.....	16,131	18,892	4,710	3,387	11,668	4,408	1,281	4,514	14,404	20,510	6,787
General.....	192	2,331	49	561	3,263	422	86	673	2,029	1,954	1,141
Cash-grain.....					26	16	5		54		10
Cotton.....	14,734	12,604	4,433	982	3,922	1,473	619	2,138	8,724	12,043	688
Crop-specialty.....			10	1,440	434	330	367	60		10	3,524
Fruit.....			91								
Truck.....		10	35						189		18
Dairy.....		1,567			50	267	68	115	1,268	676	491
Animal-specialty.....		259	1	33	135			90		1,550	36
Stock-ranch.....					1,442					1,196	
Poultry.....	25	15			174	16			62	225	25
Self-sufficing.....	21	750	28	78	354	31	29	92	404	1,538	95
Abnormal.....	74	322	27	78	1,377	259	499	615	906	906	125
Unclassified.....	564	1,044	36	195	492	1,594	87	847	1,059	362	635
Other pasture (excl. woodland), 1929:											
All types.....	7,429	16,201	4,094	3,956	9,657	2,159	1,884	4,305	8,184	15,938	7,565
General.....	366	1,912	101	320	2,826	297	6	1,551	779	1,255	662
Cash-grain.....					30	82			10		3
Cotton.....	6,396	11,578	3,878	601	1,987	956	504	1,513	5,165	12,217	687
Crop-specialty.....				2,433	727	635	323	21		5	6,114
Fruit.....			21								
Truck.....		130	6						210		
Dairy.....	56	789				61	1,000		489	282	26
Animal-specialty.....		168	6		193			64		301	15
Stock-ranch.....					8,120					10	
Poultry.....		43							25		
Self-sufficing.....	52	532	65	488	1		7	55	204	305	43
Abnormal.....	75	172	40	436	89	53		924	267	903	32
Unclassified.....	484	877	42	90	197	174	24	177	1,015	550	83

AGRICULTURE—SOUTH CAROLINA

1930 AND 1929, BY TYPE OF FARM—Continued

bottom of p. 8]

Georgetown	Greenville	Greenwood	Hampton	Horry	Jasper	Kershaw	Lancaster	Laurens	Lee	Lexington	McCormick	Marion	Marlboro
Number 1,045 99 4 89 293 4 3 2 13	Number 7,079 193 24 5,932 4 21 12 111 4	Number 3,084 97 12 2,590 1 5 51 2	Number 1,403 273 14 613 39 70 4 11	Number 5,283 139 8 100 4,546 30 8 9 10	Number 940 163 17 412 15 5 2 31	Number 3,087 90 2,054 1 1 12 4	Number 2,778 78 2,355 1 3 31 4	Number 4,460 89 22 4,003 7 1 30 9	Number 2,088 39 2 2,380 78 11 8 35 11	Number 3,295 521 15 1,732 11 8 3 2	Number 1,813 40 9 1,409 1 1 3 2	Number 2,565 46 10 777 1,599 1 8 15	Number 3,410 52 18 3,148 34 2 8 8 5
Acres 130,621 16,964 1,385 12,280 31,292 2,121 658 4,038	Acres 338,217 14,014 2,497 260,074 631 1,327 401 6,984 874	Acres 295,299 11,255 1,900 181,074 200 157 8,341	Acres 184,927 46,307 2,817 61,240 15,028 241,979 2,335 13,432 788 2,412	Acres 314,981 14,143 349 4,407 241,979 2,335 2,211 956 4,717	Acres 77,859 11,725 2,143 33,523 8,460 2,211 636 0,076	Acres 267,901 9,349 8,542 215,141 182 3,927 3,415	Acres 186,090 8,542 158,689 260 7,022 4,091	Acres 314,408 11,104 2,564 270,200 704 3,994 2,602	Acres 170,891 4,078 1,070 167,932 4,990 273	Acres 263,311 60,316 1,070 121,591 993 1,324 6,400 3,235 3,364	Acres 147,491 7,243 1,278 105,652 620	Acres 121,559 6,167 660 30,886 64,198 683 5,153	Acres 186,917 5,808 2,269 161,985 1,022 870 1,225
8,368 23,413 10,200 13,213	30,811 5,913 8,999 3,037	3,703 8,746 899 2,942	11,294 6,784 4,815	8,859 4,831 2,173	4,773 3,884 2,376	7,303 6,290 2,015	7,022 4,091 815	1,283 4,392 2,467	2,000 2,037 1,400	7,009 64 6,132 1,171	2,766 6,110 6,686 5,210	2,170 1,102 1,102	2,720 1,590 1,262
2,779 97 30,102	2,779 14,020	4,905 9,439	1,969 4,474	2,658 81,409	1,508 3,810	3,075 11,099	3,876 0,567	1,181 15,048	1,171 3,426	64 6,132 14,249	5,210 17,327	337 1,022	337 8,519
125 171 346 178 107 630 219 311	48 73 104 44 133 63 38 63 210	73 116 166 70 67 31 164 219	118 170 201 100 45 63 78 86 108 219	69 102 44 45 81 565 442 227 318	83 72 126 81 565 211 327 854	84 150 110 81 67 61 228	71 110 110 67 101 111 280	70 125 120 60 64 101 55	60 120 110 60 64 228 81 92 305	77 81 148 142 75 90 228 173	81 47 134 30 51 41 85 344	47 112 126 51 57 109 245	55 40 41 42 44 46 47 48 49 50
51 71 17,076 2,000 146 2,401 6,705 240 125 408	35 75 53 150,566 2,894 447 138,229 55 730 216 2,421 34	30 58 102 76,529 2,725 639 67,840 140 85 2,015	70 81 51,963 14,082 736 24,444 1,837 5,529 77 556	88 45 89,427 2,423 99 1,579 80,248 131 254 142	40 43 22,024 3,403 650 11,650 1,895 374 115 952	250 66 87 100,620 1,929 92,680 88 1,601 1,010	52 87 90 69,057 1,837 734 69,744 347 90 1,246	80 44 43 122,660 2,502 734 114,319 347 1,796 1,617 474	102,667 1,510 90,700 2,278 46	86,121 14,620 911 56,949 255 496 1,796 1,041 345	37,466 1,205 847 33,186 322 500	59,431 1,107 275 22,738 33,442 322 500	119,189 1,749 945 112,712 1,100 508 121
1,405 2,374 337 2,037	4,010 722 264 534	185 751 1,495 875	30 3,137 1,455 1,140	2,084 812 568	1,628 1,315 1,079	88 1,601 1,010 589	55 750 715 207	286 876 454 357	773 678 415	693 6,089 8,117 1,779	462 910 614 312	462 334 390	773 717 601
149 39 1,001	149 565	356 654	315 70	244 1,247	236 142	421 2,312	448 620	67 1,078	263 673	1,311 809	302 628	110 474	110 474
2,224 260 64 693 19 390 17	13,055 501 93 10,163 20 30 22 902 8	12,252 606 160 9,209 5 0 846	7,030 2,204 18 1,651 860 665 175 230	4,654 293 5 51 2,857 7 13 713	1,698 365 20 509 5 30 90 284	7,849 430 20 509 4 50 450	13,340 580 51 9,024 20 4 1,084	14,365 876 51 10,361 20 408 170	1,654 140 10 1,202 28 1	4,960 1,100 10 2,055 62 221 45	7,482 689 33 4,783 150	2,284 261 10 478 1,038 109 139	1,539 293 7 853 20 30 205
85 251 445 19,206 604 592 2,881	536 595 169 16,083 1,009 56 11,951 19 38 69 416	171 441 786 12,340 748 160 9,811 8 284 50 3	244 739 239 5,454 1,694 147 1,566 280 284 5 3	126 503 122 3,939 294 29 2,091 10 8 312	151 136 20 1,081 429 597 34 3 21	196 340 1,168 6,449 264 4,874 378 97	583 395 748 8,213 453 6,345 440	18 134 56 2,241 20,115 1,213 310 16,320 36 13 773 84	99 88 66 1,147 32 843 25 20 15 210	90 433 857 477 3,818 867 164 1,272 20 160	143 269 739 676 11,401 960 4 7,548 5 65	182 22 86 33 1,956 5 1,360	12 86 33 1,647 48 83 1,370 95 7 32 114 42
1,387 5,522 8,004	1,175 265 671	217 505 387	93 1,267 68	165 32 98	21 39	407 355 39	422 67 438	140 348 305 577	3 3 34	120 235 142 106	405 732 381 1,146	19 114 42	32 3 98

COUNTY TABLE I.—FARMS AND FARM ACREAGE, 1930 AND 1929, BY TYPE OF FARM—Continued

[See NOTE, bottom of p. 8]

ITEM AND TYPE OF FARM (See definitions in Introduction)	New- berry	Oconee	Orange- burg	Pickens	Richland	Saluda	Spartan- burg	Sumter	Union	Williams- burg	York
	Number	Number	Number	Number	Number	Number	Number	Number	Number	Number	Number
FARMS, BY TYPE, 1930											
All types.....	3,834	4,438	7,329	3,096	2,787	2,987	8,566	3,937	2,538	4,667	5,188
General.....	149	185	187	136	158	251	128	220	104	238	152
Cash-grain.....	33	58	51	3	10	54	11	5		15	21
Cotton.....	2,706	3,443	6,303	2,978	1,642	2,058	7,903	2,866	2,108	1,724	4,421
Crop-specialty.....		3	27		7			227		1,906	16
Fruit.....		5		1	12		23	1	1		8
Truck.....	2		30	4	19	55	11			39	
Dairy.....	26	18	25	41	79	2	73	30	31	4	46
Animal-specialty.....	6	12	8	7	19	8	5	3		8	18
Stock-ranch.....											
Poultry.....	16	13	11	12	23	22	21	2	2		14
Self-sufficing.....	120	341	167	189	375	211	133	113	50	200	74
Abnormal.....	128	109	278	100	229	100	77	299	73	304	51
Institution or country estate.....	1	4	1	2	9	1	3	1	1		
Part-time.....	94	94	265	74	193	64	59	291	62	202	42
Boarding and lodging.....	1	2	1	3	1	2	5	1		2	
Forest-product.....	31	9	11	21	25	33	7	4	0	10	0
Horse farm, feed lot, or livestock dealer.....	1				1		3	2	1		
Unclassified.....	148	251	242	225	214	221	171	167	169	210	347
FARM LAND, BY TYPE											
All land in farms, 1930:											
All types.....	260,870	249,472	422,108	219,734	191,430	214,649	404,957	220,113	188,148	276,111	332,079
General.....	17,407	16,056	24,430	16,745	17,424	20,888	7,775	15,328	17,636	26,407	10,200
Cash-grain.....	2,212	4,485	3,368	210	641	5,028	532	282		617	1,000
Cotton.....	201,826	176,679	365,327	169,796	99,478	127,750	374,449	169,730	146,910	110,492	270,796
Crop-specialty.....		176	2,456		206		10,968			111,216	1,377
Fruit.....		342			1,638	432	1,587				905
Truck.....			1,603	223	2,313	4,631	308	310		4,701	
Dairy.....	4,212	844	4,836	2,538	9,483		4,397	3,772	2,907	342	7,224
Animal-specialty.....	954	1,500	1,363	767	3,508	3,034	179	240		2,343	3,283
Stock-ranch.....											
Poultry.....	740	678	596	736	1,555	2,327	609				580
Self-sufficing.....	7,872	29,116	5,292	13,204	26,538	14,759	5,408	2,955	4,210	6,138	5,888
Abnormal.....	15,103	7,446	7,068	7,007	18,896	14,380	3,012	9,932	6,808	7,710	3,085
Institution or country estate.....		1,298			3,467		621				
Part-time.....	4,151	4,340	2,671	2,333	6,982	4,831	1,412	4,007	4,590	4,753	1,799
Boarding and lodging.....				14			134				
Forest-product.....	10,952	1,808	4,307	4,720	8,447	9,549	779	5,925	2,212	2,957	1,236
Horse farm, feed lot, or livestock dealer.....							66				
Unclassified.....	10,544	12,250	5,263	8,458	9,250	11,820	6,641	6,396	0,668	6,085	17,771
Average acres per farm, 1930:											
All types.....	78	56	58	59	69	72	47	56	74	56	64
General.....	117	87	131	123	110	119	61	70	170	111	127
Cash-grain.....	67	77	76	70	64	93	48	56		41	95
Cotton.....	75	51	58	57	61	62	47	59	70	64	61
Crop-specialty.....		59	91		29		48			58	86
Fruit.....		68			137	80	69				113
Truck.....			53	56	148	84	28	78		122	
Dairy.....	162	47	193	62	120		60	132	94	80	157
Animal-specialty.....	159	125	170	108	185	454	36	80		293	182
Stock-ranch.....											
Poultry.....	46	44	54	61	68	106	29				41
Self-sufficing.....	66	85	32	70	71	70	41	26	84	31	80
Abnormal.....	121	70	26	72	83	148	39	34	96	20	60
Crop land harvested, 1929:											
All types.....	87,414	90,400	232,353	74,754	66,121	75,420	220,713	122,972	63,661	103,519	129,505
General.....	5,230	3,613	9,139	2,541	4,302	8,913	2,314	6,552	2,729	6,763	4,461
Cash-grain.....	644	660	1,764	75	399	1,853	175	193		180	553
Cotton.....	74,492	70,489	212,099	68,089	45,974	55,241	212,142	103,393	58,133	46,285	118,076
Crop-specialty.....		71	1,314		130		5,683			43,020	374
Fruit.....		219			684	155	1,157				362
Truck.....			804	69	1,045	2,242	219	63		2,166	
Dairy.....	1,603	280	2,089	785	2,267		2,047	1,899	692	95	2,201
Animal-specialty.....	239	278	393	146	643	418	90	110		324	737
Stock-ranch.....											
Poultry.....	294	168	221	170	330	599	217				211
Self-sufficing.....	1,795	3,857	1,042	1,802	5,333	3,177	1,016	959	581	1,475	681
Abnormal.....	2,580	1,370	2,313	780	4,482	2,357	979	2,990	1,148	2,470	707
Institution or country estate.....		633			1,517		339				
Part-time.....	1,153	686	1,521	442	2,157	864	491	2,082	871	2,112	480
Boarding and lodging.....				5			17				
Forest-product.....	1,427	151	792	333	808	1,493	85	908	277	304	287
Horse farm, feed lot, or livestock dealer.....							47				
Unclassified.....	437	395	525	297	532	465	357	1,130	378	736	1,082
Plowable pasture, 1929:											
All types.....	11,099	7,800	6,163	5,697	10,899	5,839	12,169	3,122	7,818	3,410	15,111
General.....	1,257	717	496	595	1,101	1,037	422	259	1,420	328	1,474
Cash-grain.....	60	523	3	17	20	36	25	5		100	15
Cotton.....	7,725	4,652	5,071	3,936	4,080	2,179	10,579	2,201	4,845	1,300	11,308
Crop-specialty.....		0	20		5		50			1,319	20
Fruit.....					50		63				21
Truck.....			22	4	67	40	10	4		5	
Dairy.....	372	83	345	239	1,377		357	305	510	39	491
Animal-specialty.....	85	42	10	25	622	1,090	22			7	309
Stock-ranch.....											
Poultry.....	28	26	52	3	102	125	37				280
Self-sufficing.....	283	782	83	265	1,521	402	191	98		44	143
Abnormal.....	801	231	51	104	1,955	850	298	41	548	165	143
Unclassified.....	488	289		509	590	80	187	82	409	113	930
Other pasture (excl. woodland), 1929:											
All types.....	13,351	9,398	5,577	12,240	2,527	8,428	20,137	3,394	10,655	4,784	23,205
General.....	749	757	336	469	591	1,379	654	200	1,776	508	1,874
Cash-grain.....	77	210	20			117	50				141
Cotton.....	10,255	6,823	4,969	9,765	1,061	5,124	17,800	1,399	8,263	2,350	16,018
Crop-specialty.....								401		1,818	198
Fruit.....		30					111				86
Truck.....				15	18	136					
Dairy.....	464	34	41	289	303		299	391	223		1,019
Animal-specialty.....	60	112		48		573	20			40	580
Stock-ranch.....											
Poultry.....	70	6	9	30	40	115	14				70
Self-sufficing.....	309	848	113	1,072	280	580	779	4	217	7	644
Abnormal.....	416	234	51	390	191	369	170	990	296	20	301
Unclassified.....	951	344	38	161	43	35	240		80	21	1,374

COUNTY TABLE II.—VALUE OF SPECIFIED FARM PROPERTY, 1930, BY TYPE OF FARM

[See NOTE, bottom of p. 8]

ITEM AND TYPE OF FARM (See definitions in Introduction)	THE STATE	Abbeville	Aiken	Allendale	Anderson	Bamberg	Barnwell	Beaufort	Berkeley	Calhoun	Charles- ton
Land and buildings:	<i>Dollars</i>	<i>Dollars</i>	<i>Dollars</i>	<i>Dollars</i>	<i>Dollars</i>	<i>Dollars</i>	<i>Dollars</i>	<i>Dollars</i>	<i>Dollars</i>	<i>Dollars</i>	<i>Dollars</i>
1 All types	379,190,630	5,068,169	8,992,263	2,750,188	19,358,671	4,078,274	5,230,599	4,960,028	4,941,393	4,313,631	9,043,677
2 General	27,045,751	302,457	776,193	445,230	540,280	349,837	142,700	1,223,841	1,270,500	252,010	1,487,773
3 Cash-grain	2,204,867				153,320	15,800			242,795	143,455	
4 Cotton	249,704,710	4,011,509	5,759,600	1,062,498	16,064,107	3,086,177	4,147,896	315,100	1,488,530	3,001,430	313,738
5 Crop-specialty	40,797,042		62,935	92,400		18,675		046,505	290,960	39,270	3,978,660
6 Fruit	1,225,325		49,710								
7 Truck	5,834,978		473,640	101,993	41,040	114,050	690,140	1,007,732			1,073,005
8 Dairy	8,655,516	130,750	435,725		317,955	237,450	75,140	99,725	105,050	30,000	192,750
9 Animal-specialty	2,182,603	11,335			11,540			111,200	192,035	84,590	175,450
10 Stock-ranch	473,670								36,170		
11 Poultry	1,638,265	37,615	106,835		93,640			18,850	37,500	8,600	72,175
12 Self-sufficing	12,036,338	129,733	299,390	20,300	342,113	44,800	33,710	379,413	377,278	60,690	481,713
13 Abnormal	12,701,485	227,470	523,880	19,455	332,921	71,230	50,230	281,085	474,875	52,996	386,048
14 Institution or country estate	1,391,630		21,800								
15 Part-time	8,392,692	209,070	305,435	19,455	273,221	71,230	50,230	281,085	407,835	52,996	386,048
16 Boarding and lodging	123,515		52,100		17,600						
17 Forest-product	2,712,398	18,400	84,545		35,600				67,040		
18 Horse farm, feed lot, or live-stock dealer	81,250				6,500						
19 Unclassified	14,631,180	212,400	514,255	138,310	538,080	120,325	90,783	576,575	365,700	40,590	881,765
Land and buildings, per farm:											
20 All types	2,401	1,488	2,448	2,788	2,360	2,047	2,202	2,465	2,264	1,749	4,621
21 General	3,545	3,398	3,661	4,161	6,282	2,446	3,171	1,800	3,362	5,040	3,864
22 Cash-grain	3,647				9,533	1,129			8,671	3,499	
23 Cotton	2,272	1,411	2,219	2,006	2,285	1,975	2,039	1,304	2,232	1,651	1,813
24 Crop-specialty	2,537		2,521	3,600	3,113	2,570		11,981	7,097	3,273	13,262
25 Fruit	8,061		8,285								
26 Truck	4,932		5,707	3,400	8,208	2,328	4,424	4,470			5,694
27 Dairy	8,275	8,717	9,472		5,432	10,324	6,831	12,460	41,263	10,000	12,850
28 Animal-specialty	5,512	2,334			2,885			13,900	3,311	5,639	7,975
29 Stock-ranch	26,315								12,057		
30 Poultry	4,233	2,680	3,957		4,459			4,713	6,250	2,807	5,552
31 Self-sufficing	1,725	1,509	1,601	846	3,139	1,402	1,204	1,031	769	1,597	1,357
32 Abnormal	2,182	3,159	2,977	846	3,432	1,096	2,093	822	952	746	1,114
Land and buildings, per acre:											
33 All types	38	24	27	23	52	28	26	39	25	28	58
34 General	32	30	28	22	79	24	31	34	22	27	69
35 Cash-grain	31				88	18			17	24	
36 Cotton	37	23	25	22	50	28	26	37	20	20	52
37 Crop-specialty	42		39	22	41	23		45	32	39	60
38 Fruit	67		34								
39 Truck	47		43	37	205	25		43			86
40 Dairy	61	54	53		101	110		43	76	24	79
41 Animal-specialty	21	15			67			17	11	20	19
42 Stock-ranch	10								9		
43 Poultry	55	30	32		115			144	37	76	82
44 Self-sufficing	32	24	22	28	66	26	30	46	24	32	55
45 Abnormal	38	60	34	48	174	44	88	48	24	37	65
Farm buildings (including dwellings):											
46 All types	119,055,369	2,002,460	3,246,710	711,640	6,423,617	1,816,788	1,584,846	1,537,179	1,237,681	1,355,361	1,781,785
47 General	9,485,655	140,255	320,490	126,790	286,345	138,510	57,025	473,065	260,115	91,965	242,697
48 Cash-grain	689,267				49,800	4,110			41,475	64,335	
49 Cotton	74,819,043	1,510,125	1,911,570	472,042	5,330,022	899,183	1,190,111	115,755	384,417	1,074,446	65,178
50 Crop-specialty	12,514,510		23,275	26,745	5,760	11,700		189,200	80,834	24,450	753,692
51 Fruit	323,950		23,450								
52 Truck	1,768,790		171,070	33,113	5,860	31,535	206,065	289,318			191,195
53 Dairy	3,269,199	42,700	168,875		163,300	137,225	50,440	89,225	52,630	3,110	55,250
54 Animal-specialty	634,140	3,750			5,500			49,775	49,775	30,700	17,025
55 Stock-ranch	133,275								3,700		
56 Poultry	802,265	22,200	50,500		57,650			1,420	15,700	6,750	33,115
57 Self-sufficing	4,734,374	65,445	121,800	4,880	195,285	10,825	14,100	144,980	139,120	22,350	144,483
58 Abnormal	5,423,197	133,145	289,340	7,255	216,025	42,430	20,425	114,690	158,965	25,000	133,425
59 Institution or country estate	536,347		9,800								
60 Part-time	4,016,695	127,145	226,035	7,255	181,275	42,430	20,425	114,690	145,015	25,000	133,425
61 Boarding and lodging	71,650		27,660		14,060						
62 Forest-product	752,105	6,000	25,855		20,300				13,950		
63 Horse farm, feed lot, or live-stock dealer	46,400				400						
64 Unclassified	4,472,704	84,840	177,340	40,815	168,090	32,270	28,080	143,945	100,950	11,655	125,405
Farmers' dwellings:											
65 All types	81,982,868	1,487,508	2,249,260	459,240	4,748,332	927,808	1,069,322	991,628	640,539	948,178	1,159,894
66 General	6,515,423	107,470	227,585	89,980	161,175	96,615	37,475	323,784	182,943	67,630	1,162,120
67 Cash-grain	450,085				37,100	3,098			28,160	40,825	
68 Cotton	52,421,371	1,104,998	1,351,870	297,135	3,971,202	682,740	814,567	66,325	243,965	754,653	53,010
69 Crop-specialty	8,022,316		15,850	12,675	3,800	3,300		111,475	32,065	9,025	485,515
70 Fruit	233,695		18,100								
71 Truck	1,154,687		124,550	25,600	3,925	22,220	120,475	178,842	14,325	2,000	113,000
72 Dairy	1,867,086	31,450	94,825		99,750	89,700	42,800	16,700	34,280	23,200	23,576
73 Animal-specialty	422,690	2,800			4,475			18,980			13,025
74 Stock-ranch	37,100								2,500		
75 Poultry	554,310	14,700	33,250		40,075			1,250	13,350	5,550	22,660
76 Self-sufficing	3,591,987	50,820	87,860	3,025	119,415	16,205	11,850	117,660	101,540	18,975	114,343
77 Abnormal	3,856,705	113,650	168,710	5,640	176,160	35,845	21,360	92,690	123,351	17,520	100,005
78 Institution or country estate	142,900		1,660								
79 Part-time	3,140,070	109,350	127,515	5,640	149,400	35,845	21,350	92,690	114,770	17,520	100,005
80 Boarding and lodging	55,690		21,660		10,150						
81 Forest-product	484,235	4,300	17,895		10,300				8,575		
82 Horse farm, feed lot, or live-stock dealer	84,000				300						
83 Unclassified	2,886,308	68,620	126,660	24,585	130,365	23,025	20,815	64,020	63,520	8,800	65,740
Implements and machinery:											
84 All types	21,424,866	333,928	661,121	173,874	1,084,711	246,885	345,103	331,209	244,774	397,144	494,253
85 General	1,994,026	26,132	67,700	30,450	49,310	33,245	12,094	66,339	39,617	29,902	65,509
86 Cash-grain	167,559				6,370	1,260			9,225	21,443	
87 Cotton	13,208,716	265,045	404,695	117,817	927,438	162,217	250,422	19,878	55,452	300,990	10,908
88 Crop-specialty	2,252,944		2,825	10,075	460	5,225		68,816	64,045	4,465	248,194
89 Fruit	100,695		2,325								
90 Truck	466,330		41,065	6,398	1,945	10,547	60,434	60,878	8,370	600	77,086
91 Dairy	817,974	5,010	37,180		26,668	23,730	3,865	5,810	12,445	10,866	7,525
92 Animal-specialty	147,439	2,450			520			8,133	2,300		5,755
93 Stock-ranch	18,050										

ITEM AND TYPE OF FARM (See definitions in Introduction)	Cherokee	Chester	Chester- field	Clarendon	Colleton	Darling- ton	Dillon	Dorches- ter	Edgefield	Fairfield	Florence
Land and buildings:	<i>Dollars</i>	<i>Dollars</i>	<i>Dollars</i>	<i>Dollars</i>	<i>Dollars</i>	<i>Dollars</i>	<i>Dollars</i>	<i>Dollars</i>	<i>Dollars</i>	<i>Dollars</i>	<i>Dollars</i>
All types.....	7,990,802	6,669,293	8,462,993	6,480,339	6,085,619	10,608,838	9,532,538	3,263,423	5,828,263	4,356,370	12,319,380
General.....	197,975	479,597	214,515	699,588	965,135	834,120	226,833	542,870	526,590	341,795	740,130
Cash-grain.....			19,000		67,100	162,050	55,300		21,200		104,715
Cotton.....	7,110,204	4,308,170	7,896,393	3,315,505	3,081,400	6,022,649	6,177,949	1,772,660	4,098,693	3,114,511	1,780,772
Crop-specialty.....			12,500	1,892,181	390,310	1,867,480	2,597,297	68,765		8,250	3,440,555
Fruit.....			147,225								
Truck.....		14,000	14,000		3,400			4,250	389,430		158,215
Dairy.....	158,275	277,985			21,000	195,510	82,100	180,165	140,525	53,520	213,043
Animal-specialty.....		38,580	15,150	63,450	53,450			55,350		104,810	41,200
Stock-ranch.....					359,800					77,700	
Poultry.....	22,950	11,140			71,000	30,800			28,100	24,850	19,000
Self-sufficing.....	64,665	182,211	93,935	147,576	282,200	171,535	148,729	171,388	184,240	172,912	241,435
Abnormal.....	93,150	102,965	102,395	163,260	371,379	230,560	87,450	236,600	230,380	204,590	224,645
Institution or country estate.....											
Part-time.....	70,250	89,855	69,450	130,935	217,859	162,440	87,450	175,000	150,080	127,520	180,105
Boarding and lodging.....											
Forest-product.....		13,110	32,945	26,325	153,520	68,120		61,600	49,300	137,070	38,540
Horse farm, feed lot, or live- stock dealer.....	22,900										
Unclassified.....	343,493	254,578	138,780	198,779	419,355	494,134	157,475	231,385	193,105	143,432	340,670
Land and buildings, per farm:											
All types.....	2,453	1,861	2,434	1,593	1,868	3,001	3,109	1,733	2,139	1,914	2,184
General.....	4,040	4,282	2,282	2,787	2,219	7,941	6,131	2,842	3,397	5,101	3,694
Cash-grain.....			6,333		5,195	6,788	6,144		1,178		5,236
Cotton.....	2,465	1,673	2,436	1,303	1,705	2,873	3,194	1,714	1,934	1,668	2,327
Crop-specialty.....			3,125	1,983	10,271	2,746		2,728		2,063	2,028
Fruit.....			7,361								
Truck.....		4,667	2,339		1,133			1,063	7,789		2,877
Dairy.....	6,882	7,722			7,000	11,501	9,122	8,579	4,823	6,690	8,164
Animal-specialty.....		6,430	2,164	7,050	3,818			2,768		6,450	5,150
Stock-ranch.....					39,978					12,960	
Poultry.....	4,590	2,785			8,575	6,100			7,025	4,970	4,750
Self-sufficing.....	1,960	2,229	1,755	697	938	2,560	3,305	793	1,660	1,601	2,156
Abnormal.....	3,212	2,238	2,090	933	1,829	2,681	3,044	1,245	3,388	4,502	2,090
Land and buildings, per acre:											
All types.....	42	24	30	33	19	44	61	22	30	21	39
General.....	43	23	31	35	20	50	69	18	26	18	37
Cash-grain.....			20		20	20	152		32		45
Cotton.....	42	23	30	33	30	43	62	21	31	21	38
Crop-specialty.....			11	34	25	46					39
Fruit.....			44								
Truck.....		27	28		25			202	64		69
Dairy.....	80	26			27	08	28	30	20	20	32
Animal-specialty.....		25	40	44	10			19		22	32
Stock-ranch.....					0					15	
Poultry.....	83	33			36	88			85	27	40
Self-sufficing.....	60	23	25	26	21	54	95	21	23	20	40
Abnormal.....	90	35	23	35	12	57	244	24	29	30	48
Farm buildings (including dwellings):											
All types.....	2,444,584	2,074,334	2,749,530	2,093,252	1,882,512	3,279,893	2,899,957	1,099,640	2,198,578	1,650,820	4,283,787
General.....	76,250	197,835	81,555	269,020	290,291	258,869	107,400	160,575	250,670	115,935	290,255
Cash-grain.....			3,600		20,485	50,150	26,350		5,350		25,400
Cotton.....	2,101,069	1,529,794	2,509,380	971,256	961,836	1,905,077	1,719,640	586,060	1,371,263	1,175,155	580,225
Crop-specialty.....			3,300	643,775	112,810	655,400	834,017	32,690		6,220	2,800,112
Fruit.....			39,050								
Truck.....		5,150	4,200		1,200			3,000	206,300		52,055
Dairy.....	69,850	116,560			7,500	66,550	22,250	52,070	80,750	20,900	95,020
Animal-specialty.....		17,400	6,000	25,800	14,500			21,000		65,650	18,800
Stock-ranch.....					106,200					23,375	
Poultry.....	10,700	7,300			15,100	20,500			10,400	9,260	11,800
Self-sufficing.....	27,550	76,895	30,550	50,306	86,165	78,725	87,925	73,550	90,300	74,290	109,450
Abnormal.....	49,700	40,930	39,920	70,365	107,625	89,675	60,375	89,730	112,975	100,915	80,690
Institution or country estate.....											
Part-time.....	38,400	37,130	29,320	63,410	90,675	77,325	60,375	80,555	76,225	70,315	73,190
Boarding and lodging.....											
Forest-product.....		3,800	10,600	6,955	16,950	12,350		9,175	18,850	30,600	16,500
Horse farm, feed lot, or live- stock dealer.....	11,300										
Unclassified.....	109,465	82,470	34,975	56,730	149,800	154,857	42,000	90,965	64,670	59,130	103,300
Farmers' dwellings:											
All types.....	1,705,209	1,410,197	1,926,583	1,462,855	1,235,932	2,108,397	1,823,085	818,896	1,666,833	1,120,445	2,852,925
General.....	52,550	127,065	66,560	194,800	216,250	139,543	56,725	110,420	194,075	83,335	202,965
Cash-grain.....			2,275		17,110	34,500	16,050		3,980		10,300
Cotton.....	1,467,084	1,050,907	1,751,088	662,630	692,147	1,235,647	1,100,615	443,096	977,988	809,185	366,620
Crop-specialty.....			2,100	436,295	50,160	418,715	503,795	27,275		5,330	1,042,550
Fruit.....			28,500								
Truck.....		4,400	3,825		800			2,600	123,100		36,400
Dairy.....	45,350	57,410			6,400	21,800	13,100	21,700	61,075	11,450	51,200
Animal-specialty.....		7,500		20,400	10,350			15,950		45,350	13,600
Stock-ranch.....			4,100		28,250					6,350	
Poultry.....	8,750	5,200			9,600	15,000			4,000	4,960	6,700
Self-sufficing.....	16,650	59,455	23,515	41,880	65,005	61,875	60,150	60,895	69,205	53,310	78,605
Abnormal.....	38,825	32,225	28,835	58,835	75,930	68,450	49,075	73,825	85,450	59,175	77,550
Institution or country estate.....											
Part-time.....	29,275	30,025	21,435	63,760	64,580	60,750	49,075	66,275	60,150	43,875	63,850
Boarding and lodging.....											
Forest-product.....		2,200	7,400	5,075	11,350	7,700		7,550	12,900	15,300	13,700
Horse farm, feed lot, or live- stock dealer.....	9,550										
Unclassified.....	75,000	66,035	26,015	48,015	54,930	110,867	28,575	62,235	46,960	42,010	60,435
Implements and machinery:											
All types.....	413,072	352,586	403,438	392,153	261,497	466,090	364,989	166,795	379,883	227,903	717,599
General.....	17,010	43,864	14,715	40,054	50,625	75,118	21,340	21,799	49,981	18,954	47,009
Cash-grain.....			475		3,325	9,495	13,230		1,430		2,690
Cotton.....	355,243	239,466	361,236	211,263	127,784	238,480	207,102	31,081	246,952	151,264	101,732
Crop-specialty.....			660	105,710	15,815	92,815	100,347	3,661		1,330	479,709
Fruit.....			9,530								
Truck.....		650	8,800		250			200	36,485		12,837
Dairy.....	13,866	35,057			1,775	13,875	5,150	22,223	11,370	3,125	19,157
Animal-specialty.....		5,180	1,220	4,800	2,895			2,605		11,760	4,800
Stock-ranch.....					8,100					7,650	
Poultry.....	1,352	900			16,530	4,500			2,430	1,405	1,390
Self-sufficing.....	2,722	9,590	4,560	7,556	11,393	7,777	10,215	7,063	11,769	13,452	25,141
Abnormal.....	10,175	7,260	7,277	12,302	12,493	10,664	3,120	17,963	10,835	12,069	16,841
Unclassified.....											

AGRICULTURE—SOUTH CAROLINA

PROPERTY, 1930, BY TYPE OF FARM—Continued

bottom of p. 8]

Georgetown	Greenville	Greenwood	Hampton	Horry	Jasper	Kershaw	Lancaster	Laurens	Lee	Lexington	McCormick	Marion	Marlboro	
<i>Dollars</i> 2,580,422	<i>Dollars</i> 23,256,232	<i>Dollars</i> 6,751,051	<i>Dollars</i> 3,797,339	<i>Dollars</i> 12,830,885	<i>Dollars</i> 1,753,864	<i>Dollars</i> 6,376,441	<i>Dollars</i> 5,086,663	<i>Dollars</i> 9,341,457	<i>Dollars</i> 7,691,359	<i>Dollars</i> 9,875,958	<i>Dollars</i> 3,013,985	<i>Dollars</i> 7,117,022	<i>Dollars</i> 12,271,414	1
415,670	778,622	394,933	927,000	449,420	274,040	210,775	270,760	442,410	179,535	2,057,624	208,900	191,726	458,885	2
11,500	57,150	67,680	41,170	13,550	53,900			53,510		108,080	30,990	37,200	154,880	3
193,490	18,780,057	4,914,701	1,622,881	180,912	657,345	5,010,153	3,971,628	7,951,825	6,790,278	4,472,091	2,088,566	2,230,895	10,748,776	4
530,647	17,000		317,510	10,718,523	235,070				192,400	27,970		4,195,646	147,520	5
81,200	184,650	16,000		150,950				27,450		72,050				6
18,250	87,300	11,050	311,676	22,280	56,800		9,120		27,500	312,960				7
47,950	1,075,599	409,765	36,625	16,500	179,446	127,050	195,630	190,950		207,800	15,800	91,700	104,925	8
	41,000		31,125	94,050		25,652		52,400		116,040		66,050	24,600	9
														10
184,970	100,500	62,900	13,850			13,000	13,525	62,150		146,720	97,325			11
684,170	1,030,105	226,278	230,395	282,630	94,573	172,750	243,870	155,670	153,980	902,555	141,955	84,925	180,865	12
381,000	427,844	276,869	155,516	201,095	97,765	266,610	143,075	87,867	148,263	676,452	110,272	111,105	249,830	13
309,170	370,994	169,190	121,141	127,115	76,865	105,530	64,125	65,745	79,013	437,757	64,510	111,105	215,850	14
										11,100				15
	36,050	49,100	34,375	73,980	20,900	160,780	78,950	18,622	69,250	227,505	54,762		33,950	16
	20,800													17
462,775	670,425	373,875	109,591	660,625	88,425	548,551	232,985	317,695	193,040	415,614	311,157	107,775	201,133	18
2,469	3,285	2,189	2,707	2,429	1,868	2,079	1,831	2,084	2,861	2,908	1,602	2,775	3,599	19
4,198	4,034	4,071	3,396	3,233	1,681	3,513	3,548	4,071	4,611	3,949	4,203	4,165	8,825	20
2,875	2,381	5,040	2,941	1,694	3,171			4,972		7,205	3,443	1,068	8,004	21
2,804	3,166	1,595	2,647	1,808	1,595	1,888	1,686	1,986		2,582	1,482	2,871	3,414	22
1,811	4,250		8,141	2,358	16,071				2,856	2,487		2,691	4,389	23
20,300	8,793	5,333	5,032	11,300				3,921		9,006				24
6,053	7,275	2,210	4,453	2,785			3,040		2,467	4,671				25
	9,690	7,978	6,166	6,328	5,500	10,063	6,311	5,305	5,500	7,051	5,267	11,463	13,116	26
3,638	10,250	2,830	9,405	8,545		8,413		5,822		10,549		4,403	4,020	27
														28
	4,786	4,833	2,770			4,333	2,705	3,884		3,608	3,356			29
818	2,494	3,536	1,252	1,270	788	1,570	3,011	2,193	2,610	2,381	2,290	2,235	3,173	30
2,061	3,354	3,219	1,861	1,802	1,074	3,703	2,920	2,912	3,201	3,146	3,614	1,984	5,431	31
20	69	30	23	41	23	25	23	30	44	38	20	59	66	32
24	55	35	20	32	23	23	32	40	38	37	29	31	79	33
6	23	34	15	39	25	39	21	21	21	64	24	65	68	34
16	72	27	27	40	20	23	25	20	43	37	20	65	66	35
17	32		21	44	28			30	30	26		55	77	36
38	139	80	65	26				30		40				37
28	218	70	23	32	26		50			68				38
	154	49	46	60	26	38	28	48	101	33	30	134	121	39
12	47	13	20	20	8			20		36		13	20	40
														41
	136	100	30			17	52	48		48	35	30	66	42
10	33	61	20	34	20	24	35	35	59	33	23	101	166	43
20	72	32	23	42	25	42	30	35	66	48	18			44
989,816	6,610,844	2,489,514	1,121,088	3,961,306	518,895	1,993,812	1,761,668	3,124,623	2,262,581	3,212,458	1,129,326	2,004,137	3,025,470	45
139,815	277,690	174,450	334,945	122,010	87,140	69,150	104,500	162,950	67,660	680,906	81,050	93,185	177,375	46
3,450	12,900	19,780	12,975	2,115	12,775			12,900		42,237	13,300	13,300	39,450	47
58,925	5,231,099	1,752,744	428,346	54,748	216,670	1,508,070	1,304,950	2,602,973	1,873,476	1,417,546	740,346	805,845	2,387,505	48
142,505	3,775		45,425	3,402,218	48,150			66,725	66,725	6,350		1,119,867	68,800	49
0,050	51,300	10,200	47,700					9,675		11,200				50
4,350	20,700	6,250	78,628	8,475	0,750		4,750			118,497				51
17,050	331,804	139,325	15,600	18,200	4,600	36,400	01,450	77,725	18,700	101,550	8,800	36,800	36,355	52
	6,600		8,390	9,175	43,225	4,700		17,725		36,525		19,300	3,450	53
														54
	45,500	30,975	0,560			3,100	6,575	28,650		64,600	55,875			55
61,160	317,632	109,105	90,370	87,800	36,200	61,235	85,560	70,750	72,350	326,115	60,235	31,655	97,750	56
370,340	152,979	129,725	61,945	69,485	35,445	87,845	61,760	43,020	61,625	267,127	64,685	59,335	140,950	57
241,000		30,000												58
120,340	130,404	91,975	51,145	65,820	31,445	55,245	37,500	38,620	43,325	184,077	46,035	59,335	128,750	59
										0,300				60
	7,775	7,760	10,800	13,665	4,000	32,600	24,250	5,000	18,300	73,750	18,650		12,200	61
														62
	14,800													63
162,571	158,695	116,960	34,905	130,320	29,940	223,312	72,025	97,955	92,055	136,745	103,785	34,850	73,775	64
528,929	4,602,970	1,712,675	665,978	2,417,670	350,988	1,211,182	1,220,488	2,253,950	1,432,598	2,328,181	814,185	1,860,767	2,093,525	65
89,050	192,965	126,430	176,230	75,130	62,485	50,070	68,775	99,525	43,125	496,835	55,640	68,750	117,500	66
1,320	8,525	14,305	8,950	6,425				7,350		16,512	4,700	9,700	27,855	67
35,670	3,646,040	1,215,005	262,283	30,580	139,515	954,432	950,113	1,912,120	1,198,068	1,023,309	546,365	396,977	1,620,889	68
96,025	2,850		20,090	2,082,370	30,400				47,420	8,000		754,300	37,706	69
2,600	38,450	0,000	35,045					7,500		7,250				70
2,400	14,050	4,550	40,675	6,575	5,600	17,500	3,900	46,100	13,200	87,275	6,600	10,775	27,000	71
	194,950	77,150	11,000	8,900	2,650	29,925	30,900	9,200		70,400		13,025	1,050	72
8,750	5,300		5,555	4,675			1,900			17,400				73
														74
39,040	34,050	24,200	4,600			2,175	4,800	19,600		46,275		37,460		75
149,169	230,875	79,225	67,710	65,570	27,700	41,710	62,545	54,325	58,855	261,020	48,760	25,815	81,550	76
55,000	142,780	83,230	40,365	52,110	25,660	53,405	43,000	31,000	46,800	195,970	41,400	48,250	118,175	77
93,290	125,980	71,080	33,915	42,845	23,375	43,105	30,050	27,275	32,900	139,720	20,300	48,250	108,175	78
										5,650				79
	6,350	6,150	6,450	9,265	2,275	10,300	13,550	3,725	13,900</					

COUNTY TABLE II.—VALUE OF SPECIFIED FARM PROPERTY, 1930, BY TYPE OF FARM—Continued

[See NOTE, bottom of p. 8]

ITEM AND TYPE OF FARM (See definitions in Introduction)	Newberry	Oconee	Orange- burg	Pickens	Richland	Saluda	Spartan- burg	Sumter	Union	Williams- burg	York
	Dollars	Dollars	Dollars	Dollars	Dollars	Dollars	Dollars	Dollars	Dollars	Dollars	Dollars
Land and buildings:											
All types	7,802,721	10,091,186	15,198,508	9,018,144	7,989,863	7,180,447	26,870,272	9,438,939	6,356,797	7,056,941	12,225,162
General	621,865	711,266	921,065	473,248	658,423	923,175	651,805	507,390	354,530	610,789	713,856
Cash-grain	75,000	64,210	175,107	10,000	17,025	175,940	26,510	17,000		16,235	72,895
Cotton	5,781,646	7,647,521	12,798,504	7,176,479	3,515,356	4,268,437	24,040,117	440,361	4,283,258	2,602,232	9,758,080
Crop-specialty		5,600	136,730		9,825					3,031,702	46,290
Fruit		37,000			140,400	58,000	214,180				40,510
Truck			78,175	11,050	138,287	515,570	34,830	23,200		119,535	
Dairy	228,911	66,437	338,040	206,525	675,937		514,040	240,492	118,130	12,000	623,422
Animal-specialty	13,500	59,685	37,035	36,800	92,190	61,575	16,580	12,000		52,400	114,385
Stock-ranch											
Poultry	59,980	54,000	31,550	59,380	110,500	75,250	118,330				30,350
Self-sufficing	295,630	600,987	201,495	418,715	869,475	464,255	456,400	110,480	182,135	132,135	178,984
Abnormal	419,880	443,740	287,855	328,020	1,317,348	300,105	421,725	418,705	108,824	210,440	161,250
Institution or country estate		111,000			670,751		142,500				
Part-time	245,915	285,920	146,545	246,020	484,507	139,020	200,450	303,785	137,285	170,816	114,740
Boarding and lodging				17,500			25,125				
Forest-product	173,965	46,820	141,310	64,500	150,090	221,175	41,600	114,920	81,539	39,630	36,510
Horse farm, feed lot, or live-stock dealer							6,050				
Unclassified	306,309	340,720	189,450	297,027	412,497	280,050	366,155	419,890	249,920	179,467	400,130
Land and buildings, per farm:											
All types	2,340	2,274	2,073	2,440	2,860	2,404	3,141	2,397	2,111	1,515	2,368
General	4,174	3,845	4,930	3,480	4,167	3,078	5,092	2,579	3,400	2,566	4,729
Cash-grain	2,273	1,107	3,433	3,333	1,763	3,268	2,410	3,400		1,082	3,471
Cotton	2,137	2,221	2,081	2,410	2,141	2,073	3,043	2,505	2,032	1,562	2,207
Crop-specialty		1,867	5,064		1,404			1,980		1,591	2,893
Fruit		7,400			12,200	11,600	9,312				5,064
Truck			2,600	2,763	7,278	9,374	3,106	5,800		3,065	
Dairy	8,804	3,691	13,546	5,037	8,556	7,050	8,016	3,811	3,000	3,553	13,563
Animal-specialty	2,250	4,974	4,029	5,257	4,852	7,697	3,310	4,000		6,560	6,355
Stock-ranch											
Poultry	3,749	4,154	2,868	4,948	5,065	3,420	5,635				2,168
Self-sufficing	2,404	1,938	1,207	2,215	2,319	2,200	3,432	978	3,043	661	2,419
Abnormal	3,359	4,147	1,043	3,347	5,803	3,713	5,477	1,419	2,378	697	2,960
Land and buildings, per acre:											
All types	30	40	36	41	42	33	66	43	28	26	37
General	36	44	33	28	38	31	84	37	20	23	37
Cash-grain	34	14	45	48	27	35	50	60		26	37
Cotton	29	43	35	42	35	33	64	42	29	24	39
Crop-specialty		32	56		48			41		27	34
Fruit		103			89	134	135				45
Truck			49	50	49	111	113	75		25	
Dairy	54	70	70	81	71	117	61	41		35	85
Animal-specialty	14	40	27	49	26	17	92	50		22	35
Stock-ranch											
Poultry	81	93	53	81	75	32	194				52
Self-sufficing	38	23	33	32	33	31	83	37	43	22	30
Abnormal	28	60	41	46	70	25	140	42	25	27	50
Farm buildings (including dwellings):											
All types	2,707,020	3,204,042	4,646,355	2,791,916	2,681,121	2,447,020	7,854,486	2,842,588	1,708,185	2,405,493	3,768,908
General	251,325	211,205	370,805	166,095	237,380	382,325	268,400	190,625	124,400	227,290	270,397
Cash-grain	27,025	15,875	53,750	2,500	3,325	58,295	6,010	7,550		4,650	19,100
Cotton	1,918,370	2,373,903	3,698,580	2,115,565	1,075,258	1,327,760	6,748,031	1,999,825	1,271,675	829,099	2,899,119
Crop-specialty		1,435	64,810		3,425			144,910		1,070,845	17,850
Fruit		8,150			44,050	23,375	42,850				12,300
Truck			24,875	5,500	36,111	178,805	12,850	13,700		45,510	
Dairy	94,600	31,050	129,700	30,900	245,650		206,550	76,250	51,975	3,900	236,550
Animal-specialty	5,900	17,750	13,900	14,800	20,460	18,375	7,775	5,700		13,200	39,075
Stock-ranch											
Poultry	32,500	30,000	14,525	25,625	71,370	37,650	58,975				14,400
Self-sufficing	109,805	213,482	94,235	154,090	304,910	213,070	202,405	46,610	103,790	50,090	83,800
Abnormal	176,675	214,880	118,685	140,340	431,274	121,250	192,380	168,987	81,055	95,030	72,895
Institution or country estate		40,700			151,847		63,000				
Part-time	112,125	163,410	75,185	116,890	229,902	54,975	100,280	142,287	68,900	80,695	59,695
Boarding and lodging				7,000			18,050				
Forest-product	64,550	10,770	43,500	16,450	49,525	66,275	13,450	20,700	12,725	14,335	13,200
Horse farm, feed lot, or live-stock dealer							2,000				
Unclassified	90,820	86,247	62,380	85,000	178,918	80,115	108,270	182,530	74,580	60,879	116,820
Farmers' dwellings:											
All types	1,945,096	2,418,018	3,237,731	2,045,610	1,675,865	1,797,957	5,631,923	1,803,785	1,269,859	1,625,200	2,624,913
General	164,025	160,025	237,445	113,575	172,925	269,668	207,900	136,650	87,750	154,820	183,790
Cash-grain	20,775	10,175	36,510	2,000	43,675	2,850	2,885	5,500		3,025	15,000
Cotton	1,310,761	1,788,098	2,677,896	1,505,495	723,290	960,745	4,832,708	1,287,020	933,197	554,765	2,103,213
Crop-specialty		1,175	39,065		2,760			94,915		711,575	13,150
Fruit		6,200			22,000	21,300	28,450				8,700
Truck			19,415	4,600	12,525	146,200	9,550	11,600		26,535	
Dairy	63,200	23,100	75,350	53,275	144,850		110,500	47,850	33,200	2,900	77,125
Animal-specialty	3,450	13,700	8,400	11,400	16,750	12,500	6,950	3,850		7,725	27,175
Stock-ranch											
Poultry	25,200	19,700	9,200	14,425	44,000	30,700	42,800				10,100
Self-sufficing	79,895	169,565	75,970	111,105	219,400	163,929	159,095	35,160	92,360	38,800	44,700
Abnormal	119,875	151,075	91,375	115,150	232,320	84,025	157,270	128,370	66,005	76,900	52,700
Institution or country estate		4,000			22,350		58,000				
Part-time	81,425	138,615	63,275	97,610	179,070	41,900	39,170	118,970	55,855	66,060	44,810
Boarding and lodging				6,050			12,000				
Forest-product	38,450	8,460	28,100	11,490	30,900	42,125	10,800	9,400	10,750	10,900	7,950
Horse farm, feed lot, or live-stock dealer							1,300				
Unclassified	57,905	70,573	47,135	54,585	82,105	65,225	74,355	152,270	56,540	47,405	88,595
Implements and machinery:											
All types	477,004	505,198	1,143,498	489,028	440,598	462,931	1,548,474	456,937	306,932	385,657	704,645
General	45,400	43,132	111,834	39,632	53,322	80,500	47,885	31,538	32,638	42,046	73,516
Cash-grain	8,013	4,465	11,630	1,050	1,046	12,532	2,475	930		670	1,920
Cotton	325,578	365,781	901,169	362,253	170,010	244,756	1,317,151	397,810	223,046	137,416	519,548
Crop-specialty		353	8,332		590			21,172		173,246	2,055
Fruit		6,040			17,730	1,130	21,700				3,845
Truck			10,630	1,800	7,385	10,595	4,565	300		8,440	
Dairy	2										

AGRICULTURE—SOUTH CAROLINA

COUNTY TABLE III.—VALUE OF FARM PRODUCTS SOLD, TRADED, OR USED BY OPERATOR'S FAMILY; AND RECEIPTS FROM BOARDERS, ETC.; 1929, BY TYPE OF FARM

[Due to crop failure, new operations, etc., the farms reporting specific items will not always agree with those reporting "All products," as the latter represent the total number of farms of each type in the county; also see NOTE, bottom of p. 8]

CLASS OF PRODUCT AND TYPE OF FARM (See definitions in Introduction)	THE STATE		ABBEVILLE		AIKEN		ALLENDALE		ANDERSON	
	Farms reporting	Value	Farms reporting	Value	Farms reporting	Value	Farms reporting	Value	Farms reporting	Value
All products (sold, traded, or used by operator's family):	<i>Number</i>	<i>Dollars</i>	<i>Number</i>	<i>Dollars</i>	<i>Number</i>	<i>Dollars</i>	<i>Number</i>	<i>Dollars</i>	<i>Number</i>	<i>Dollars</i>
1 All types.....	150,384	140,606,358	3,131	2,174,171	3,346	3,215,287	968	1,007,093	7,827	7,377,240
2 General.....	7,630	6,828,760	80	60,227	212	208,823	107	125,744	80	77,331
3 Cash-grain.....	621	370,290							10	13,046
4 Cotton.....	100,900	99,230,345	2,844	2,010,957	2,500	2,383,824	753	782,841	7,424	6,974,205
5 Crop-specialty.....	10,083	19,816,480			21	10,088	25	34,110	6	3,040
6 Fruit.....	152	582,661			6	32,578				
7 Truck.....	1,183	2,812,300			83	169,145	30	42,034	5	5,238
8 Dairy.....	1,046	4,154,776	15	20,287	46	224,717			58	165,671
9 Animal-specialty.....	366	642,378	4	6,402					4	7,041
10 Stock-ranch.....	18	51,314								
11 Poultry.....	387	688,637	14	14,934	27	38,360			21	50,607
12 Self-sufficing.....	6,978	2,023,919	86	24,766	177	51,735	24	3,358	100	32,190
13 Abnormal.....	5,960	3,394,427	79	30,508	178	95,108	29	19,000	93	47,980
Crops (incl. plants, flowers, etc.), sold or traded:										
14 All types.....	145,330	101,486,860	3,018	1,551,233	3,184	2,120,689	950	742,098	7,609	5,683,358
15 General.....	7,429	3,042,179	88	20,540	209	94,095	103	71,038	73	26,196
16 Cash-grain.....	617	282,737							16	10,324
17 Cotton.....	109,663	78,662,138	2,826	1,512,035	2,504	1,800,414	753	603,077	7,371	5,006,746
18 Crop-specialty.....	16,080	16,474,858			21	7,720	25	25,748	6	2,050
19 Fruit.....	150	521,825			6	25,529				
20 Truck.....	1,180	2,404,113			82	138,306	30	35,115	5	5,715
21 Dairy.....	700	472,829	10	2,461	24	10,962			37	17,031
22 Animal-specialty.....	315	110,210	4	1,054					3	1,700
23 Stock-ranch.....	16	10,317								
24 Poultry.....	252	71,008	10	2,307	16	3,281			12	2,811
25 Self-sufficing.....	4,505	391,685	89	3,706	111	10,578	10	612	49	4,036
26 Abnormal.....	4,383	952,792	46	3,440	121	23,804	23	7,016	38	6,089
Livestock, sold or traded:										
27 All types.....	32,309	3,438,766	691	53,912	747	67,700	259	23,481	1,154	117,278
28 General.....	4,389	597,558	43	5,003	118	12,988	78	8,897	46	8,240
29 Cash-grain.....	91	12,108							3	240
30 Cotton.....	20,876	1,554,515	584	38,467	508	37,839	151	16,287	1,038	88,094
31 Crop-specialty.....	2,756	241,548			3	130	12	1,183	1	150
32 Fruit.....	33	3,098								
33 Truck.....	311	37,880			24	1,750	11	683		
34 Dairy.....	614	194,539	8	840	24	7,763			28	0,107
35 Animal-specialty.....	373	335,664	4	3,145					3	2,550
36 Stock-ranch.....	18	30,700								
37 Poultry.....	144	14,912	6	682	5	300			4	134
38 Self-sufficing.....	1,436	59,832	22	975	32	1,287	4	131	13	584
39 Abnormal.....	1,268	355,494	19	4,200	33	5,067	3	1,300	18	10,373
Livestock products, sold or traded:										
40 All types.....	86,360	9,559,264	1,510	121,408	1,892	391,977	713	48,938	3,999	458,235
41 General.....	6,893	1,121,200	64	13,896	187	32,433	101	17,831	77	20,037
42 Cash-grain.....	246	17,095							8	693
43 Cotton.....	59,694	3,300,514	1,322	74,081	1,358	106,545	543	23,032	3,087	245,507
44 Crop-specialty.....	9,742	544,073			10	318	10	2,077		
45 Fruit.....	97	18,188			6	5,474				
46 Truck.....	769	76,211			58	7,445	18	1,731	4	453
47 Dairy.....	1,046	3,196,744	15	13,747	46	106,099			58	128,713
48 Animal-specialty.....	338	97,637	4	454					3	1,071
49 Stock-ranch.....	12	3,516								
50 Poultry.....	387	506,477	14	9,919	27	27,715			21	43,663
51 Self-sufficing.....	4,447	193,680	43	2,114	101	4,343	13	191	71	5,100
52 Abnormal.....	3,309	398,031	48	6,597	90	11,605	14	2,074	07	11,768
Forest products sold:										
53 All types.....	13,561	2,157,824	225	20,708	436	74,444	297	32,037	244	18,275
54 General.....	2,184	374,896	10	3,699	76	10,110	54	6,480	10	2,283
55 Cash-grain.....	34	2,044								
56 Cotton.....	8,064	714,686	188	11,911	279	24,057	218	18,470	217	13,373
57 Crop-specialty.....	1,276	118,796			1	250	11	685	1	65
58 Fruit.....	18	2,289								
59 Truck.....	102	13,073			12	3,417	0	390		
60 Dairy.....	132	19,509	1	25	0	442				
61 Animal-specialty.....	91	13,270	2	100						
62 Stock-ranch.....	8	1,081								
63 Poultry.....	51	7,407	2	40	5	901			1	32
64 Self-sufficing.....	703	32,459	8	251	24	1,157			5	140
65 Abnormal.....	898	856,805	5	4,664	30	28,014	5	6,050	4	2,382
Farm products used by operator's family:										
66 All types.....	141,344	23,962,842	2,658	426,910	3,233	560,337	946	156,733	6,831	1,100,103
67 General.....	7,547	1,692,927	72	16,489	211	53,191	105	21,492	82	20,848
68 Cash-grain.....	461	65,315							13	2,710
69 Cotton.....	102,419	16,998,492	2,400	373,893	2,502	408,969	744	121,969	6,455	1,017,976
70 Crop-specialty.....	15,318	2,437,705			20	2,820	24	4,473	4	775
71 Fruit.....	141	36,363			6	1,325				
72 Truck.....	1,104	180,474			70	18,221	26	4,115	6	1,070
73 Dairy.....	1,012	271,455	15	3,214	41	9,451			55	13,760
74 Animal-specialty.....	383	85,579	4	1,130					4	700
75 Stock-ranch.....	18	4,791								
76 Poultry.....	360	87,873	12	1,887	27	6,022			17	3,667
77 Self-sufficing.....	6,978	1,346,263	86	17,720	177	34,370	24	2,124	109	22,270
78 Abnormal.....	5,003	835,405	69	12,607	170	26,018	23	2,560	87	16,768
RECEIPTS FROM BOARDERS, LODGERS, ETC.										
79 All types.....	1,395	265,174	19	5,019	48	10,195	4	383	81	18,044
80 General.....	144	25,330	3	266	3	415	1	120	2	540
81 Cash-grain.....	2	360								
82 Cotton.....	821	131,675	10	2,171	30	5,062	1	48	70	12,444
83 Crop-specialty.....	125	19,601								
84 Fruit.....	4	1,085								
85 Truck.....	11	2,740			5	1,370				
86 Dairy.....	28	9,686			1	6	1	180	2	1,080
87 Animal-specialty.....	17	4,697								
88 Stock-ranch.....	1	50								
89 Poultry.....	10	3,612	1	225					1	80
90 Self-sufficing.....	88	16,526			2	447	1	35		
91 Abnormal.....	144	55,722	5	2,387	7	2,865			6	3,900

COUNTY TABLE III.—VALUE OF FARM PRODUCTS SOLD, TRADED, OR USED BY OPERATOR'S

[See note, p. 307,

CLASS OF PRODUCT AND TYPE OF FARM (See definitions in Introduction)	DAMBERG		BARNWELL		BEAUFORT		BERKELEY		CALHOUN		CHARLESTON	
	Farms report- ing	Value	Farms report- ing	Value	Farms report- ing	Value	Farms report- ing	Value	Farms report- ing	Value	Farms report- ing	Value
	Number	Dollars	Number	Dollars	Number	Dollars	Number	Dollars	Number	Dollars	Number	Dollars
All products (sold, traded, or used by operator's family):	1,884	1,918,712	2,300	2,406,987	1,947	1,746,287	2,138	1,253,657	2,418	2,069,297	1,861	3,403,280
All types.....	1,884	1,918,712	2,300	2,406,987	1,947	1,746,287	2,138	1,253,657	2,418	2,069,297	1,861	3,403,280
General.....	143	125,175	45	48,108	680	332,053	329	216,479	50	89,782	386	285,252
Cash-grain.....	14	5,803					28	19,521	41	37,791		
Cotton.....	1,563	1,592,186	2,034	1,987,480	226	57,433	667	355,515	2,182	1,855,195	239	85,878
Crop-specialty.....	15	17,749			70	446,421	41	248,203	12	23,873	300	2,080,847
Fruit.....												
Truck.....	49	52,608	156	335,142	225	698,985					179	620,141
Dairy.....	23	96,697	11	21,421	8	21,954	4	31,835	3	9,396	16	77,597
Animal-specialty.....							58	64,230	15	26,444	22	28,218
Stock-ranch.....							3	5,750				
Poultry.....					4	2,799	6	5,457	3	4,150	13	33,804
Self-sufficing.....	32	8,166	28	4,637	368	74,797	497	136,955	38	6,378	355	85,777
Abnormal.....	45	20,328	26	10,099	340	90,957	605	169,712	74	16,308	353	90,686
Crops (incl. plants, flowers, etc.), sold or traded:												
All types.....	1,844	1,404,881	2,273	1,989,118	1,765	1,313,080	1,824	642,198	2,362	1,679,447	1,688	2,833,205
General.....	142	60,778	44	28,027	675	104,652	317	82,854	50	43,000	374	176,888
Cash-grain.....	14	4,349					28	11,790	41	27,154		
Cotton.....	1,602	1,247,614	2,031	1,650,694	225	37,486	667	219,818	2,182	1,571,333	239	63,830
Crop-specialty.....	16	13,295			79	416,894	41	236,107	12	20,305	200	1,956,561
Fruit.....												
Truck.....	49	44,496	156	294,263	225	643,817					177	577,393
Dairy.....	12	26,181	6	2,010	5	4,903	2	7,853	2	550	13	7,060
Animal-specialty.....						4,103	2	285	12	6,439	14	2,232
Stock-ranch.....					4	15,119	3	214	2	520	6	631
Poultry.....	21	1,721	12	1,243	281	51,118	357	28,002	18	1,317	264	17,738
Self-sufficing.....	29	6,427	24	5,681	294	25,698	359	53,544	43	8,229	302	41,898
Abnormal.....												
Livestock, sold or traded:												
All types.....	387	31,864	465	29,594	669	69,777	778	111,881	607	79,403	491	71,672
General.....	79	8,438	29	3,161	327	29,025	228	29,418	30	12,135	161	11,716
Cash-grain.....	1	100					10	1,045	11	4,222	20	1,293
Cotton.....	270	14,635	382	15,517	37	823	198	17,952	424	40,219	110	28,691
Crop-specialty.....	2	385			30	4,706	15	2,305	4	2,102		
Fruit.....												
Truck.....	11	1,188	46	6,736	55	9,871					36	2,300
Dairy.....	9	3,830	5	1,118	3	670	4	1,630	2	222	14	3,533
Animal-specialty.....					8	9,870	58	40,880	14	13,105	22	17,945
Stock-ranch.....							3	4,200				
Poultry.....	3	110	2	55	76	2,275	124	5,062	6	167	60	2,199
Self-sufficing.....	6	3,180	1	7	122	12,672	137	9,314	7	230	57	3,055
Abnormal.....												
Livestock products, sold or traded:												
All types.....	1,272	132,745	1,403	74,918	1,591	127,813	1,453	107,480	979	65,350	1,193	100,002
General.....	136	14,943	42	5,087	639	53,528	286	28,129	30	12,430	337	34,807
Cash-grain.....	4	104					18	1,665	13	1,243		
Cotton.....	1,036	50,480	1,229	46,105	141	4,154	472	20,110	865	35,571	137	4,510
Crop-specialty.....	8	424			56	11,585	22	1,717	5	195	175	28,079
Fruit.....												
Truck.....	21	854	99	6,547	178	19,794					95	13,887
Dairy.....	23	92,910	11	15,043	8	14,971	4	27,757	3	7,939	15	63,291
Animal-specialty.....					7	3,784	51	4,588	13	3,577	18	3,177
Stock-ranch.....							1	65				
Poultry.....					4	1,700	6	3,943	3	3,130	13	30,113
Self-sufficing.....	18	796	15	263	273	8,661	278	7,441	17	720	208	5,994
Abnormal.....	26	2,234	7	1,873	285	9,636	315	12,054	21	545	105	6,114
Forest products sold:												
All types.....	633	32,416	106	9,874	84	10,545	512	51,623	106	28,030	76	12,977
General.....	91	6,823	8	9,909	32	5,109	159	18,114	16	10,087	22	3,061
Cash-grain.....	2	60					6	575	2	97		
Cotton.....	512	21,515	88	7,141	10	170	129	5,779	82	14,664	3	156
Crop-specialty.....	4	880			4	321	12	629			20	6,110
Fruit.....												
Truck.....	7	437	8	1,009	5	700					1	125
Dairy.....	2	140			1	10	2	801			1	113
Animal-specialty.....					4	1,575	19	2,029	2	1,062	2	101
Stock-ranch.....							3	700				
Poultry.....							1	24			1	36
Self-sufficing.....	8	104	1	15	12	204	105	3,734	2	80	15	695
Abnormal.....	7	2,457	1	800	16	2,456	77	19,138	2	2,040	11	2,550
Farm products used by operator's family:												
All types.....	1,853	316,828	2,186	306,383	1,940	225,072	2,131	340,676	2,058	324,068	1,832	295,404
General.....	142	34,193	45	10,324	680	79,839	328	57,964	47	11,510	332	59,720
Cash-grain.....	12	1,190					28	4,487	36	5,075		
Cotton.....	1,542	257,942	1,947	262,023	225	14,795	664	91,850	1,846	193,408	234	26,080
Crop-specialty.....	15	2,765			78	12,865	41	7,445	7	1,271	287	67,406
Fruit.....												
Truck.....	43	5,635	137	26,587	222	25,103					175	20,406
Dairy.....	22	3,636	11	2,050	7	1,400	4	925	3	685	13	3,630
Animal-specialty.....					8	1,556	56	8,880	14	2,261	22	4,703
Stock-ranch.....							3	500				
Poultry.....					4	480	6	1,096	2	500	12	2,804
Self-sufficing.....	32	5,435	28	3,061	368	43,539	497	91,816	38	4,094	355	59,181
Abnormal.....	45	6,030	18	1,738	348	40,495	504	75,662	65	5,264	352	45,474
RECEIPTS FROM BOARDERS, LODGERS, ETC.												
All types.....	22	2,756	11	1,417	9	2,570	30	4,975	17	3,622	18	3,047
General.....	2	210			1	150	6	1,438	1	250	1	20
Cash-grain.....												
Cotton.....	18	2,141	11	1,417			6	489	13	1,854	2	55
Crop-specialty.....	1	225			1	200	2	250			6	860
Fruit.....												
Truck.....	1	180			1	500					1	30
Dairy.....					1	600					1	205
Animal-specialty.....							3	230	1	300	1	1,200
Stock-ranch.....							1	50				
Poultry.....												
Self-sufficing.....							5	495			2	122
Abnormal.....					5	1,120	7	2,023	2	1,218	4	565

CLASS OF PRODUCT AND TYPE OF FARM (See definitions in Introduction)	EDGEFIELD		FAIRFIELD		FLORENCE		GEORGETOWN		GREENVILLE		GREENWOOD	
	Farms report- ing	Value	Farms report- ing	Value	Farms report- ing	Value	Farms report- ing	Value	Farms report- ing	Value	Farms report- ing	Value
	Number	Dollars	Number	Dollars	Number	Dollars	Number	Dollars	Number	Dollars	Number	Dollars
All products (sold, traded, or used by operator's family):												
All types.....	2,555	2,230,332	2,119	1,573,905	5,465	5,669,958	989	550,044	6,549	6,882,425	2,925	2,193,369
General.....	155	154,758	67	73,961	202	216,915	99	93,549	193	160,523	97	94,241
Cash-grain.....	18	5,506			20	23,065	4	3,595	24	9,530	12	8,207
Cotton.....	2,119	1,802,636	1,834	1,287,916	769	689,052	69	76,701	5,932	5,813,908	2,590	1,705,224
Crop-specialty.....			4	1,985	4,161	4,397,839	293	264,251	4	1,090		
Fruit.....							4	8,017	21	73,458	3	4,772
Truck.....	50	109,444			55	82,606	3	3,872	12	26,165	5	5,165
Dairy.....	31	64,858	8	10,744	28	143,634			111	567,438	51	170,342
Animal-specialty.....			24	45,619	8	18,609	13	21,282	4	5,448		
Stock-ranch.....			6	13,783								
Poultry.....	4	6,775	6	26,659	4	6,858			21	37,709	13	27,604
Self-sufficing.....	109	29,403	103	33,479	112	30,149	165	29,126	413	125,713	64	16,827
Abnormal.....	69	62,953	63	68,959	111	55,171	339	60,651	114	64,771	90	64,917
Crops (incl. plants, flowers, etc.), sold or traded:												
All types.....	2,469	1,586,728	2,049	914,927	5,379	4,375,313	714	347,084	6,534	4,531,232	2,862	1,300,407
General.....	161	57,422	63	18,581	198	121,604	98	35,617	181	52,325	96	28,852
Cash-grain.....	18	4,145			18	18,751	4	2,982	23	6,042	12	6,576
Cotton.....	2,112	1,407,422	1,829	862,794	769	542,511	69	61,297	5,925	4,301,684	2,586	1,204,818
Crop-specialty.....			4	1,715	4,166	3,559,530	293	214,622	4	940		
Fruit.....							4	6,742	20	65,538	3	4,007
Truck.....	50	93,425			55	74,079	3	3,081	12	21,942	5	3,725
Dairy.....	24	8,425	4	1,763	22	16,232			78	50,810	44	30,307
Animal-specialty.....			13	7,668	6	5,460	12	3,714	4	635		
Stock-ranch.....			6	3,035								
Poultry.....	3	1,100	4	7,753	3	1,353			14	6,131	7	1,349
Self-sufficing.....	62	5,359	77	6,959	64	5,796	75	4,140	211	10,389	37	3,209
Abnormal.....	48	9,430	44	11,454	88	22,947	156	14,869	62	8,796	72	17,504
Livestock, sold or traded:												
All types.....	578	78,402	609	107,918	948	84,368	158	28,869	1,473	124,009	488	52,584
General.....	101	17,677	60	9,973	89	14,649	53	11,618	103	10,351	68	8,986
Cash-grain.....	1	50			6	700			5	310	1	150
Cotton.....	378	27,115	540	52,634	104	10,273	11	1,877	1,172	69,488	346	26,800
Crop-specialty.....					680	40,880	19	3,416	1	10		
Fruit.....									3	415	1	115
Truck.....	16	673			5	190			3	271	2	250
Dairy.....	21	4,500	6	3,140	14	10,440			62	18,729	36	10,353
Animal-specialty.....			24	27,608	5	4,805	13	6,610	4	3,000		
Stock-ranch.....			6	7,804								
Poultry.....	2	515	3	1,210	2	320			4	670	2	485
Self-sufficing.....	37	1,343	39	1,649	20	1,027	27	1,308	85	3,949	13	3,077
Abnormal.....	22	26,520	21	4,308	21	1,034	30	4,041	24	17,470	19	5,088
Livestock products, sold or traded:												
All types.....	1,509	149,898	1,077	96,925	3,143	297,138	531	44,103	4,018	792,583	1,381	251,704
General.....	153	25,790	62	17,286	164	23,152	88	14,738	179	40,419	87	22,397
Cash-grain.....	4	61			10	723	3	405	7	362	6	402
Cotton.....	1,161	65,560	883	35,662	310	18,361	44	2,700	3,362	235,413	1,090	68,544
Crop-specialty.....					2,466	127,039	177	9,026	3	110		
Fruit.....									13	2,588	2	100
Truck.....	34	2,611			29	1,177	2	141	7	927	4	300
Dairy.....	31	44,158	8	9,510	26	106,633			111	465,493	51	121,839
Animal-specialty.....			20	4,304	8	5,936	12	5,403	3	530		
Stock-ranch.....			3	327								
Poultry.....	4	4,400	5	23,082	4	4,285			21	25,854	13	22,324
Self-sufficing.....	77	3,725	60	3,237	67	4,240	86	3,730	258	12,490	32	1,534
Abnormal.....	45	3,452	36	3,510	63	5,542	119	8,202	54	8,354	46	14,204
Forest products sold:												
All types.....	284	48,094	208	63,388	357	51,366	109	14,704	406	42,050	313	48,063
General.....	55	17,538	32	8,213	38	8,350	32	5,059	59	8,362	28	9,298
Cash-grain.....	1	85			1	145			1	20		
Cotton.....	191	13,766	139	18,017	22	2,652	6	542	282	20,732	261	20,708
Crop-specialty.....					274	25,232	10	1,004				
Fruit.....									1	160		
Truck.....	13	2,000	1		1	20					1	15
Dairy.....	4	680			6	2,410			8	605	4	840
Animal-specialty.....			3	107	2	196	6	1,505				
Stock-ranch.....			3	876								
Poultry.....			3	88								
Self-sufficing.....	4	225	10	93	6	355	14	906	40	2,732	1	181
Abnormal.....	16	13,820	15	35,318	7	12,000	42	5,088	14	9,149	15	10,774
Farm products used by operator's family:												
All types.....	2,463	373,282	2,086	300,849	5,143	658,773	965	115,304	6,542	1,401,891	2,776	380,561
General.....	155	36,322	66	19,908	200	49,154	98	25,917	191	55,036	97	24,708
Cash-grain.....	15	1,185			16	2,746	4	450	17	2,759	8	1,079
Cotton.....	2,038	283,772	1,805	318,809	709	115,255	69	9,285	5,644	1,186,591	2,487	324,354
Crop-specialty.....			3	270	3,906	635,108	277	26,184	4	630		
Fruit.....							4	1,275	18	4,757	3	550
Truck.....	43	10,735			54	7,140			10	3,025	4	875
Dairy.....	31	7,095	8	2,195	26	7,869			109	31,711	50	12,043
Animal-specialty.....			23	5,842	8	2,272	12	4,050	4	1,083		
Stock-ranch.....			0	2,241								
Poultry.....	4	700	5	1,420	4	900			20	5,114	13	3,325
Self-sufficing.....	100	18,751	108	26,008	112	24,731	165	19,042	413	90,153	64	11,440
Abnormal.....	68	9,722	62	14,363	108	13,598	333	23,451	112	21,002	80	11,287
RECEIPTS FROM BOARDERS, LODGERS, ETC.												
All types.....	24	3,150	28	6,209	50	10,370	11	4,182	73	12,408	19	4,200
General.....	2	170	4	509	7	1,458	1	60	6	535	1	156
Cash-grain.....					1	280						
Cotton.....	18	2,015	16	2,818	3	770			50	7,894	15	2,326
Crop-specialty.....			1	180	31	4,677	4	672				
Fruit.....												
Truck.....												
Dairy.....	2	740			2	475			2	670		
Animal-specialty.....			1	254					1	40		
Stock-ranch.....												
Poultry.....			1	50								
Self-sufficing.....	1	75	1	7	2	400	1	30	10	1,555	1	120
Abnormal.....	1	150	4	2,301	4	2,310	4	3,120	4	1,714	2	1,598

COUNTY TABLE III.—VALUE OF FARM PRODUCTS SOLD, TRADED, OR USED BY OPERATOR'S

[See note, p. 307,

CLASS OF PRODUCT AND TYPE OF FARM (See definitions in Introduction)	M'CORMICK		MARION		MARLBORO		NEWBERRY		OCONEE		ORANGEBURG	
	Farms reporting	Value	Farms reporting	Value	Farms reporting	Value	Farms reporting	Value	Farms reporting	Value	Farms reporting	Value
All products (sold, traded, or used by operator's family):	<i>Number</i>	<i>Dollars</i>	<i>Number</i>	<i>Dollars</i>	<i>Number</i>	<i>Dollars</i>	<i>Number</i>	<i>Dollars</i>	<i>Number</i>	<i>Dollars</i>	<i>Number</i>	<i>Dollars</i>
All types.....	1,804	1,181,617	2,521	3,103,809	3,372	4,219,258	3,186	2,667,221	4,187	3,221,328	7,087	7,153,829
General.....	49	55,120	46	46,085	52	53,297	149	143,560	135	165,042	187	279,793
Cash-grain.....	9	4,730	19	5,777	18	23,614	33	13,728	58	16,816	51	29,905
Cotton.....	1,409	942,700	777	1,037,768	3,148	4,009,324	2,705	2,164,953	3,443	2,688,353	6,303	6,414,638
Crop-specialty.....			1,559	1,915,915	34	52,951			3	2,022	27	49,333
Fruit.....									5	13,062		
Truck.....											30	65,050
Dairy.....	3	6,060	8	36,764	8	30,973	26	109,084	18	37,824	25	141,632
Animal-specialty.....			15	23,452	5	5,604	6	13,765	12	23,029	8	10,711
Stock-ranch.....												
Poultry.....	29	68,349					16	22,814	13	28,595	11	16,908
Self-sufficing.....	62	20,999	38	8,577	57	16,509	120	44,027	341	133,431	167	36,307
Abnormal.....	43	63,609	59	29,481	50	26,986	130	155,294	109	111,904	278	119,412
Crops (incl. plants, flowers, etc.), sold or traded:												
All types.....	1,548	731,232	2,492	2,560,068	3,309	3,583,069	3,113	1,673,371	4,013	2,045,741	6,984	5,526,872
General.....	46	15,910	42	18,025	40	22,689	145	49,813	182	60,221	135	101,428
Cash-grain.....	9	3,310	19	4,450	18	19,434	33	10,460	58	11,331	51	23,090
Cotton.....	1,407	680,771	775	898,939	3,142	3,478,268	2,702	1,549,849	3,440	1,899,794	6,303	5,168,506
Crop-specialty.....			1,553	1,639,174	34	45,432			3	1,302	27	42,963
Fruit.....									5	11,662		
Truck.....											30	53,598
Dairy.....	2	650	4	5,061	5	3,401	25	15,222	14	4,470	21	32,535
Animal-specialty.....			11	3,312	3	1,438	6	2,460	10	3,141	8	2,455
Stock-ranch.....												
Poultry.....	15	4,351					12	3,070	10	2,575	6	1,857
Self-sufficing.....	41	4,679	15	1,436	29	2,518	87	10,892	230	28,337	101	6,879
Abnormal.....	28	11,561	43	19,662	32	9,899	103	30,990	61	32,802	252	33,233
Livestock, sold or traded:												
All types.....	467	45,433	287	41,832	360	37,947	595	68,828	887	104,576	1,798	208,781
General.....	37	6,448	23	4,860	30	3,838	88	10,798	110	19,774	130	23,450
Cash-grain.....	1	200	1	20	1	162	2	180	6	135	12	1,487
Cotton.....	370	15,370	96	10,180	302	23,510	425	33,035	662	56,243	1,542	152,035
Crop-specialty.....			145	16,037	5	207			1	8	6	1,282
Fruit.....									2	130		
Truck.....											19	4,000
Dairy.....	3	395	5	1,075	2	2,140	18	4,995	7	1,669	15	13,224
Animal-specialty.....			13	9,490	4	1,605	6	5,207	12	16,319	7	5,118
Stock-ranch.....												
Poultry.....	19	1,141					4	285	6	711	5	298
Self-sufficing.....	19	908	3	90	5	290	29	1,535	61	2,722	37	1,694
Abnormal.....	18	20,471	1	80	11	1,145	24	12,793	20	6,875	19	5,593
Livestock products, sold or traded:												
All types.....	787	112,780	1,187	107,643	1,406	101,093	1,766	218,790	2,506	228,502	4,318	345,628
General.....	48	13,759	41	10,727	48	12,042	143	30,190	167	20,094	109	25,518
Cash-grain.....	1	540	11	823	8	1,369	10	348	16	698	18	794
Cotton.....	644	32,960	385	18,970	1,269	55,985	1,403	79,047	2,001	106,480	3,870	204,014
Crop-specialty.....			666	39,905	13	1,164			2	37	14	1,344
Fruit.....									3	320		
Truck.....											18	2,673
Dairy.....	3	3,840	8	28,498	8	22,651	26	80,345	18	26,855	25	89,448
Animal-specialty.....			14	5,980	4	2,001	6	4,068	11	895	6	1,379
Stock-ranch.....												
Poultry.....	29	53,563					16	14,923	13	21,888	11	13,100
Self-sufficing.....	33	1,797	22	1,276	31	1,340	85	3,500	213	9,833	112	3,588
Abnormal.....	29	6,324	20	1,864	25	3,441	77	5,169	62	35,343	75	3,162
Forest products sold:												
All types.....	203	36,718	130	12,373	408	24,687	296	120,290	352	38,354	731	133,117
General.....	15	5,200	8	3,803	17	3,189	50	10,925	56	8,592	68	16,276
Cash-grain.....	1	540	11	823	8	1,369	10	348	16	698	18	794
Cotton.....	159	13,738	62	5,075	364	16,087	199	28,377	162	15,372	617	53,031
Crop-specialty.....			62	5,412	3	190			2	25	1	205
Fruit.....												
Truck.....											3	105
Dairy.....			1	160			5	842	3	312	3	506
Animal-specialty.....			2	420							2	278
Stock-ranch.....												
Poultry.....	7	840							1	96	4	176
Self-sufficing.....	7	398	2	175	9	341	8	303	104	2,533	13	478
Abnormal.....	15	10,480	3	328	14	4,635	34	79,843	22	11,397	17	61,305
Farm products used by operator's family:												
All types.....	1,544	245,456	2,389	351,893	3,261	472,482	3,084	585,942	3,681	804,155	6,573	949,427
General.....	49	13,746	46	11,670	49	10,889	149	41,830	184	50,961	187	53,087
Cash-grain.....	3	730	12	975	14	2,424	27	2,740	31	4,625	36	4,376
Cotton.....	1,359	199,361	723	104,594	3,052	430,474	2,629	474,045	2,968	620,455	5,877	836,882
Crop-specialty.....			1,504	215,387	32	5,958			3	650	21	3,539
Fruit.....									5	1,500		
Truck.....											25	4,014
Dairy.....	3	1,175	8	1,970	8	2,781	26	7,680	18	4,522	24	5,969
Animal-specialty.....			15	4,250	5	500	6	1,430	11	2,674	7	1,481
Stock-ranch.....												
Poultry.....	29	8,454					16	3,630	13	3,325	8	1,472
Self-sufficing.....	62	13,217	38	5,600	57	11,520	120	27,797	341	89,956	167	23,728
Abnormal.....	39	8,773	53	7,547	44	7,876	121	26,490	107	25,427	221	16,179
RECEIPTS FROM BOARDERS, LODGERS, ETC.												
All types.....	13	4,288	25	3,713	13	2,395	44	6,068	46	8,545	64	9,889
General.....	1	150			3	525	2	151	3	196	11	1,805
Cash-grain.....											1	80
Cotton.....	6	1,128	9	1,210	8	1,595	35	4,138	25	4,707	47	6,911
Crop-specialty.....			14	1,678							1	120
Fruit.....												
Truck.....												
Dairy.....									1	100		
Animal-specialty.....							2	720	1	300		
Stock-ranch.....												
Poultry.....	1	780							1	192		
Self-sufficing.....	1	90					3	284	12	2,195	2	325
Abnormal.....	4	2,140	2	825	2	275	2	775	3	855	2	448

FAMILY; AND RECEIPTS FROM BOARDERS, ETC.; 1929, BY TYPE OF FARM—Continued

beginning of this table]

PICKENS		RICHLAND		SALUDA		SPARTANBURG		SUMTER		UNION		WILLIAMSBURG		YORK	
Farms reporting	Value	Farms reporting	Value	Farms reporting	Value	Farms reporting	Value	Farms reporting	Value	Farms reporting	Value	Farms reporting	Value	Farms reporting	Value
Number	Dollars	Number	Dollars	Number	Dollars	Number	Dollars	Number	Dollars	Number	Dollars	Number	Dollars	Number	Dollars
3,471	3,011,848	2,573	2,082,565	2,798	2,498,806	5,385	9,248,668	3,770	3,024,910	2,569	2,182,138	4,458	3,461,380	4,821	4,217,045
136	109,920	158	165,593	251	315,170	128	120,592	220	181,597	104	101,679	238	214,017	162	172,423
3	1,305	10	8,822	54	23,888	11	4,331	5	2,452			15	3,435	21	11,843
2,978	2,608,040	1,642	1,018,660	2,085	1,714,062	7,903	8,304,896	2,806	2,359,344	2,108	1,901,577	1,724	1,450,033	4,421	3,668,078
		7	3,776					227	203,307			1,908	1,570,461	10	11,003
		12	34,968	6	19,889	23	174,421							8	31,250
4	5,201	19	41,669	55	157,043	11	15,241	4	5,718			39	112,017		
41	122,573	79	375,609			73	387,150	30	104,679	31	71,212	4	9,407	46	194,301
7	8,032	19	34,486	8	19,206	5	10,736	3	4,603			8	7,825	18	40,444
12	25,371	23	28,380	22	27,841	21	44,451							14	18,076
180	62,307	375	137,999	211	75,955	133	55,987	113	20,542	50	10,043	200	25,053	74	27,957
101	71,199	229	247,603	102	147,212	77	61,863	302	144,608	70	91,027	304	78,552	51	39,756
3,345	1,608,400	2,318	928,112	2,663	1,569,382	8,226	6,654,129	3,694	2,259,520	2,380	1,568,911	4,281	2,700,187	4,725	2,923,144
132	37,507	154	55,200	242	109,194	118	44,230	210	103,067	98	32,307	235	135,408	142	57,624
3	925	10	3,318	54	17,047	11	3,708	5	1,882	15	2,678	21	2,678	21	0,680
2,975	1,819,251	1,634	692,813	2,068	1,246,584	7,870	6,367,306	2,861	1,903,236	2,101	1,470,304	1,723	1,210,578	4,406	2,778,174
		7	2,726					226	102,019			1,905	1,257,685	16	10,071
		12	28,008	5	18,188	23	164,165							8	27,037
4	4,120	19	35,584	55	136,718	11	11,390	4	4,451			30	103,408		
36	17,708	44	18,563			61	44,635	24	23,507	20	0,405	4	1,225	35	15,901
6	1,174	13	4,798	7	3,270	4	2,485	3	590			7	1,881	13	8,070
8	6,172	12	1,432	17	5,102	14	4,322							8	2,784
114	9,876	255	21,306	141	18,100	60	7,020	77	5,045	39	3,635	97	5,001	42	4,857
67	12,687	158	64,304	84	20,119	45	14,859	275	54,823	63	44,200	266	35,813	35	8,874
890	78,194	771	82,583	857	71,611	1,466	111,210	648	72,800	541	41,845	870	88,130	1,120	117,184
79	9,935	104	10,814	106	21,344	66	9,815	91	10,901	74	12,663	102	17,002	113	20,887
1	20	1	15	8	735										
705	50,026	399	26,463	496	25,244	1,276	75,508	466	41,370	410	21,341	200	28,732	910	60,876
		1	45					39	2,704			417	34,220	2	530
		4	310	1	75	8	924							4	870
		6	762	18	1,216	3	189	2	460					9	1,401
26	4,652	48	12,363			42	10,291	17	3,970	10	2,811	2	246	30	11,068
7	3,985	16	15,500	8	12,749	5	6,741	3	1,982			7	4,091	10	21,028
3	210	10	602	13	1,185	7	1,080							3	285
43	2,354	99	4,707	70	2,791	24	1,364	7	270	12	477	11	457	18	962
24	1,856	83	11,002	47	6,272	25	5,289	23	11,543	17	4,653	23	1,322	15	988
2,385	290,484	1,480	469,161	1,791	221,280	5,027	724,011	2,276	189,843	1,283	141,541	2,612	128,660	2,485	361,080
124	21,604	135	265,707	241	100,194	122	31,481	178	21,782	93	23,101	101	20,196	141	41,837
1	60	1	9	20	995	2	88	3	124			5	142	3	408
2,007	142,381	800	31,840	1,224	78,940	4,610	323,010	1,742	75,076	1,066	67,644	986	87,883	2,181	180,410
		2	80					151	6,201			1,100	55,898	6	420
		10	2,194	2	99	15	3,228							7	1,164
3	375	10	775	33	4,252	7	1,250	2	202			20	1,278		
41	89,299	79	320,028			73	310,725	30	71,062	31	50,975	4	7,047	46	162,747
6	683	16	7,712	6	1,047	4	115	3	1,680			7	913	16	5,544
12	14,744	23	20,362	22	15,749	21	32,605							14	12,026
133	6,286	252	13,103	167	11,968	118	9,318	67	1,743	36	1,800	88	1,840	44	3,468
58	14,762	143	77,351	76	8,026	55	12,191	110	10,807	67	8,422	121	3,444	27	3,160
457	62,201	286	75,417	237	126,075	369	44,840	247	61,084	207	46,089	205	51,417	258	46,831
53	7,797	65	17,530	52	14,784	23	3,771	55	4,062	47	9,797	54	7,230	47	8,784
				2	80	1	12	1	12						
346	27,958	99	11,706	127	16,710	320	31,127	140	10,264	133	16,208	73	8,200	178	18,771
		1	100					17	2,152			115	12,091		
		3	162	2	105									1	32
		4	1,124	10	2,035	2	65	1	30			3	415		
7	490	12	2,168			3	377	4	346	5	490			7	1,805
2	165	6	1,189	1	30			1	70					5	203
2	895	2	210			1	20							1	52
22	834	47	4,537	8	252	7	409	3	72	7	320	4	272	0	560
25	24,062	47	36,691	36	92,079	12	9,059	16	44,026	15	10,244	16	22,204	13	10,538
3,171	676,589	2,508	497,232	2,658	511,458	7,781	1,715,478	3,568	442,733	2,244	383,762	3,983	432,976	4,336	768,800
184	33,027	155	46,282	251	69,654	127	40,295	218	40,285	104	23,941	224	33,515	147	43,290
1	300	6	480	37	5,030	4	523	4	434			8	615	10	1,249
2,694	560,324	1,601	255,838	1,974	346,575	7,310	1,677,885	2,743	328,798	1,987	327,020	1,486	148,441	3,075	671,741
		6	825					219	30,231			1,714	209,767	6	870
		12	4,284	4	922	22	6,104							7	2,160
3	600	16	3,424	50	12,822	11	2,407	3	525			33	5,395		
41	10,424	74	22,547			72	21,122	20	5,194	30	7,471	4	950	40	12,040
7	1,755	18	5,237	8	2,110	5	1,395	3	435			7	940	18	5,593
12	3,350	20	5,724	21	5,745	21	6,415							8	2,020
189	42,857	375	94,346	211	47,884	133	85,867	113	13,412	50	10,812	200	17,084	74	18,414
80	17,852	225	58,255	102	20,716	76	20,465	234	23,400	73	14,				

	THE STATE		ABBEVILLE		AIKEN		ALLENDALE		ANDERSON			
	Farms reporting	Animals or quantity	Farms reporting	Animals or quantity	Farms reporting	Animals or quantity	Farms reporting	Animals or quantity	Farms reporting	Animals or quantity		
General farms:												
1	Horses and mules, excluding colts.....	number.....	6,352	12,997	68	168	201	388	100	218	69	207
2	Cows and heifers kept mainly for milk.....	number.....	5,653	11,759	67	185	173	325	84	163	75	184
3	Other cattle, including calves.....	number.....	345	1,753	5	11	3	3	4	23	3	14
4	Sows and gilts.....	number.....	4,486	14,631	56	286	108	271	65	165	51	228
5	Other hogs, excl. pigs under 3 mos. old.....	number.....	2,691	5,443	4	7	62	97	59	130	11	15
6			5,020	27,241	44	132	142	556	92	653	42	123
Cash-grain farms:												
7	Horses and mules, excluding colts.....	number.....	413	869							12	48
8	Cows and heifers kept mainly for milk.....	number.....	232	393							11	14
9	Other cattle, including calves.....	number.....	17	80							5	43
10	Sows and gilts.....	number.....	136	498							1	1
11	Other hogs, excl. pigs under 3 mos. old.....	number.....	85	194							5	12
12			229	1,073								
Cotton farms:												
13	Horses and mules, excluding colts.....	number.....	87,311	158,684	2,077	3,793	2,361	4,845	706	1,567	4,029	9,881
14	Cows and heifers kept mainly for milk.....	number.....	59,830	86,551	1,639	2,609	1,215	1,498	401	513	4,363	6,588
15	Other cattle, including calves.....	number.....	1,302	3,923	22	62	25	114	17	30	31	49
16	Sows and gilts.....	number.....	35,420	67,552	908	2,075	533	979	240	414	2,326	4,915
17	Other hogs, excl. pigs under 3 mos. old.....	number.....	13,672	20,951	145	261	351	478	246	414	590	642
18			52,654	145,023	1,077	2,132	1,658	5,511	538	2,367	2,134	4,182
Crop-specialty farms:												
19	Horses and mules, excluding colts.....	number.....	13,130	21,536							60	18
20	Cows and heifers kept mainly for milk.....	number.....	6,187	8,157							11	18
21	Other cattle, including calves.....	number.....	162	3,375							1	2
22	Sows and gilts.....	number.....	4,506	6,963							9	24
23	Other hogs, excl. pigs under 3 mos. old.....	number.....	4,507	34,106							11	5
24			8,405								33	
Fruit farms:												
25	Horses and mules, excluding colts.....	number.....	120	245								
26	Cows and heifers kept mainly for milk.....	number.....	94	168								
27	Other cattle, including calves.....	number.....	3	5								
28	Sows and gilts.....	number.....	53	133								
29	Other hogs, excl. pigs under 3 mos. old.....	number.....	22	32								
30			58	197								
Truck farms:												
31	Horses and mules, excluding colts.....	number.....	1,043	2,486								
32	Cows and heifers kept mainly for milk.....	number.....	555	994								
33	Other cattle, including calves.....	number.....	34	53								
34	Sows and gilts.....	number.....	401	1,087								
35	Other hogs, excl. pigs under 3 mos. old.....	number.....	284	596								
36			618	3,100								
Dairy farms:												
37	Horses and mules, excluding colts.....	number.....	333	2,170	10	19	84	89			40	111
38	Cows and heifers kept mainly for milk.....	number.....	1,011	12,463	16	92	44	741			57	470
39	Other cattle, including calves.....	number.....	17	93								
40	Sows and gilts.....	number.....	905	11,531	14	114	41	590			44	471
41	Other hogs, excl. pigs under 3 mos. old.....	number.....	223	459	1	1	11	20			3	4
42			484	2,400	4	12	21	101			27	90
Animal-specialty farms:												
43	Horses and mules, excluding colts.....	number.....	371	924	4	9					3	10
44	Cows and heifers kept mainly for milk.....	number.....	293	967	4	8					4	9
45	Other cattle, including calves.....	number.....	101	1,766								
46	Sows and gilts.....	number.....	309	4,081	4	37					3	18
47	Other hogs, excl. pigs under 3 mos. old.....	number.....	207	1,048								
48			806	5,165	3	82						
Stock ranches:												
49	Horses and mules, excluding colts.....	number.....	17	87								
50	Cows and heifers kept mainly for milk.....	number.....	11	58								
51	Other cattle, including calves.....	number.....	12	749								
52	Sows and gilts.....	number.....	17	1,439								
53	Other hogs, excl. pigs under 3 mos. old.....	number.....	7	53								
54			14	416								
Poultry farms:												
55	Horses and mules, excluding colts.....	number.....	262	446	9	17	21	37			11	31
56	Cows and heifers kept mainly for milk.....	number.....	247	478	10	20	16	20			11	22
57	Other cattle, including calves.....	number.....	12	40	1	4						
58	Sows and gilts.....	number.....	182	612	8	47	9	19			10	17
59	Other hogs, excl. pigs under 3 mos. old.....	number.....	55	82	1	1					2	2
60			144	485	3	11	13	61			3	8
Self-sufficing farms:												
61	Horses and mules, excluding colts.....	number.....	5,088	6,787	58	87	152	180	21	22	67	181
62	Cows and heifers kept mainly for milk.....	number.....	4,137	5,737	66	93	112	134	15	15	88	131
63	Other cattle, including calves.....	number.....	197	463	3	8	2	3	1	1	1	1
64	Sows and gilts.....	number.....	2,715	4,795	45	72	44	50	9	10	51	120
65	Other hogs, excl. pigs under 3 mos. old.....	number.....	1,174	1,708	8	17	21	23	6	11	12	13
66			3,178	8,606	34	49	96	218	11	16	34	75
Abnormal and unclassified farms:												
67	Horses and mules, excluding colts.....	number.....	7,987	11,383	162	236	388	519	66	107	161	278
68	Cows and heifers kept mainly for milk.....	number.....	4,316	7,508	145	234	170	231	20	27	185	250
69	Other cattle, including calves.....	number.....	256	1,779	2	5	5	4				
70	Sows and gilts.....	number.....	2,979	8,293	86	232	66	164	12	46	77	182
71	Other hogs, excl. pigs under 3 mos. old.....	number.....	1,670	2,556	7	10	35	45	17	36	18	21
72			4,622	13,874	78	121	183	529	29	201	59	153
SPECIFIED ITEMS, BY TWO TYPES OF FARMS												
73	Steers, 2 years old and over.....	Ranches.....		205								
74		All other.....		4,079		46		54		38		136
75	Sheep, excluding lambs.....	Ranches.....	6	505								
76		All other.....	825	11,804	21	658	11	139	5	31	19	331
77	All cows milked.....	Dairy.....	1,046	13,170	15	110	46	714			58	539
78		All other.....	81,548	118,036	1,928	3,015	1,675	2,244	538	726	4,811	7,153
79	Of beef or dual-purpose.....	Dairy.....	74	788	2	1	1	2			3	43
80	breeding.....	All other.....	4,640	6,938	73	119	36	51	22	37	134	211
81	Milk produced.....	Dairy No. and gals.....	1,046	7,743,216	15	48,987	46	451,119			58	807,751
82		All other No. and gals.....	81,548	44,782,304	1,928	1,171,297	1,075	1,001,737	538	248,029	4,811	2,985,999
83	Production, per cow.....	Dairy.....		588		445		632				574
84		All other.....		379		388		446		342		417
85	Whole milk sold.....	Dairy.....		5,051,305		25,580		372,840				195,179
86		All other.....		1,722,184		29,730		67,855		19,174		59,958
87	Cream sold as butterfat.....	Dairy.....		74,604		1,932		125				
88		All other.....		407,058		17,684		5,536		580		2,719
89	Chickens over 3 months old.....	Poultry.....	383	109,865	12	2,110	27	6,698			21	8,643
90	on farms, Apr. 1, 1930.....	All other.....	132,498	2,947,272	2,040	58,251	2,969	72,130	907	23,011	6,137	142,782
91	Chicken eggs produced.....	Poultry.....		1,080,338		21,150		73,017				92,022
92		All other.....		14,827,147		279,977		394,411		87,663		684,539
93	Production, per chicken on.....	Poultry.....		9.8		10.7		10.9				10.6
94	hand.....	All other.....		5.0		4.8		5.5		3.8		4.8

	TYPES OF FARM, BY CLASS OF ANIMALS (See definitions in Introduction)	CLARENDON		COLLETON		DARLINGTON		DILLON		DORCHESTER	
		Farms report- ing	Animals or quantity	Farms report- ing	Animals or quantity	Farms report- ing	Animals or quantity	Farms report- ing	Animals or quantity	Farms report- ing	Animals or quantity
1	General farms:										
2	Horses and mules, excluding colts..... number.....	224	444	399	690	80	280	20	54	154	279
3	Cows and heifers kept mainly for milk..... number.....	177	320	309	635	74	141	30	61	123	266
4	Other cattle, including calves..... number.....	2	3	37	283	3	15	2	7	14	100
5	Sows and gilts..... number.....	140	318	277	838	46	184	16	34	97	337
6	Other hogs, excl. pigs under 3 mos. old..... number.....	180	237	175	337	34	68	12	19	77	201
	Cash-grain farms:	178	1,118	288	1,675	79	631	18	139	122	788
7	Horses and mules, excluding colts..... number.....			19	36	23	54	9	16		
8	Cows and heifers kept mainly for milk..... number.....			14	44	15	22	1	2		
9	Other cattle, including calves..... number.....			2	12						
10	Sows and gilts..... number.....			10	25	5	19				
11	Other hogs, excl. pigs under 3 mos. old..... number.....			6	17	6	29	1			
12	Cotton farms:			10	56	18	99	4	31		
13	Horses and mules, excluding colts..... number.....	1,592	2,001	1,581	2,511	1,783	3,650	1,740	2,970	880	1,882
14	Cows and heifers kept mainly for milk..... number.....	950	1,166	988	1,645	798	979	524	618	545	763
15	Other cattle, including calves..... number.....	22	74	74	1,335	19	20	11	13	54	210
16	Sows and gilts..... number.....	653	910	785	1,808	49	784	270	459	350	722
17	Other hogs, excl. pigs under 3 mos. old..... number.....	580	893	787	1,800	278	374	171	243	311	516
18	Crop-specialty farms:	1,146	8,843	982	4,335	1,428	4,600	1,050	2,922	660	2,887
19	Horses and mules, excluding colts..... number.....	718	1,145	36	151	552	1,044	820	1,200	25	48
20	Cows and heifers kept mainly for milk..... number.....	401	536	29	67	251	315	300	399	10	34
21	Other cattle, including calves..... number.....	10	15	7	121	3	33	7	10		
22	Sows and gilts..... number.....	271	395	28	203	143	220	147	250	10	25
23	Other hogs, excl. pigs under 3 mos. old..... number.....	370	406	22	55	93	140	176	225	4	9
24	Fruit farms:	528	2,100	24	227	430	1,439	400	1,342	20	160
25	Horses and mules, excluding colts..... number.....										
26	Cows and heifers kept mainly for milk..... number.....										
27	Other cattle, including calves..... number.....										
28	Sows and gilts..... number.....										
29	Other hogs, excl. pigs under 3 mos. old..... number.....										
30	Truck farms:										
31	Horses and mules, excluding colts..... number.....			2	4					3	3
32	Cows and heifers kept mainly for milk..... number.....									2	3
33	Other cattle, including calves..... number.....										
34	Sows and gilts..... number.....			1	6					1	1
35	Other hogs, excl. pigs under 3 mos. old..... number.....									2	5
36	Dairy farms:										
37	Horses and mules, excluding colts..... number.....			2	3	17	52	7	20	18	70
38	Cows and heifers kept mainly for milk..... number.....			3	38	16	216	9	114	21	630
39	Other cattle, including calves..... number.....							1	3		
40	Sows and gilts..... number.....			3	63	10	217	8	130	20	373
41	Other hogs, excl. pigs under 3 mos. old..... number.....			1	3	5	8	3	7	10	32
42	Animal-specialty farms:			1	23	10	75	5	6	6	78
43	Horses and mules, excluding colts..... number.....	9	34	14	25					17	45
44	Cows and heifers kept mainly for milk..... number.....	7	20	8	32					12	30
45	Other cattle, including calves..... number.....	2	10	7	150					3	71
46	Sows and gilts..... number.....	6	56	13	168					13	70
47	Other hogs, excl. pigs under 3 mos. old..... number.....	6	31	5	14					13	52
48	Stock ranches:	7	220	10	205					14	160
49	Horses and mules, excluding colts..... number.....			9	60						
50	Cows and heifers kept mainly for milk..... number.....			6	25						
51	Other cattle, including calves..... number.....			8	640						
52	Sows and gilts..... number.....			9	1,034						
53	Other hogs, excl. pigs under 3 mos. old..... number.....			4	40						
54	Poultry farms:			8	300						
55	Horses and mules, excluding colts..... number.....			7	14	4	12				
56	Cows and heifers kept mainly for milk..... number.....			7	19	4	5				
57	Other cattle, including calves..... number.....			2	22						
58	Sows and gilts..... number.....			6	37		8				
59	Other hogs, excl. pigs under 3 mos. old..... number.....			1	3	5	5				
60	Self-sufficing farms:			4	23	2	8				
61	Horses and mules, excluding colts..... number.....	78	97	210	248		72	30	32	140	184
62	Cows and heifers kept mainly for milk..... number.....	84	96	163	245	35	40	26	32	87	127
63	Other cattle, including calves..... number.....	1	4	8	24					8	20
64	Sows and gilts..... number.....	53	83	124	220	16	28	13	16	59	80
65	Other hogs, excl. pigs under 3 mos. old..... number.....	44	52	72	119	6	10	1	1	67	96
66	Abnormal and unclassified farms:	88	256	132	450	32	134	17	59	83	366
67	Horses and mules, excluding colts..... number.....	131	178	327	410	199	327	44	65	181	251
68	Cows and heifers kept mainly for milk..... number.....	78	99	151	228	83	124	18	44	106	165
69	Other cattle, including calves..... number.....	3	4	25	60	5	69	3	20	8	112
70	Sows and gilts..... number.....	61	110	119	236	52	217	9	26	68	167
71	Other hogs, excl. pigs under 3 mos. old..... number.....	61	86	90	126	23	34	5	15	38	122
72	Specified items, by two types of farms:	130	313	142	538	148	393	26	116	118	571
73	Steers, 2 years old and over..... Ranches..... number.....				112						
74	Sheep, excluding lambs..... Ranches..... number.....			4	65		89		23		18
75	All cows milked..... Dairy..... number.....		152	17	307	17	202	9	165	18	322
76	Of beef or dual-purpose breed- ing..... Dairy..... number.....	21	2,312	1,616	2,009	1,237	1,531	859	1,007	662	1,368
77	All other..... Dairy..... number.....			3	45	17	283	9	132	21	508
78	Milk produced..... Dairy..... No. and gals.....	1,818	634,001	1,616	2,460	1,237	578,314	359	71,065	662	847,734
79	Production, per cow..... Dairy..... gallons.....		274		621		422		418,675		277,734
80	Whole milk sold..... Dairy..... gallons.....				19,025		378		416		293
81	Cream sold as butterfat..... Dairy..... pounds.....				10,847		20,640		7,635		9,762
82	Chickens over 3 months old on farms, Apr. 1, 1930..... Poultry..... number.....		3,676	8	3,064	5	1,039		20		
83	Chicken eggs produced..... Poultry..... dozens.....	3,344	55,461	2,576	61,410	3,028	70,236	2,661	53,615	1,061	37,540
84	Production, per chicken on hand..... Poultry..... dozens.....		249,830		329,771		312,036		240,706		171,732
85			4.5		12.9		9.4		4.5		4.6

[See Note.]

	KERSHAW		LANCASTER		LAURENS		LEE		LEXINGTON			
	Farms reporting	Animals or quantity	Farms reporting	Animals or quantity	Farms reporting	Animals or quantity	Farms reporting	Animals or quantity	Farms reporting	Animals or quantity		
TYPE OF FARM, BY CLASS OF ANIMALS (See definitions in Introduction)												
1	General farms:											
2	Horses and mules, excluding colts.....	number	54	105	72	141	84	234	36	82	490	762
3	Cows and heifers kept mainly for milk.....	number	45	72	72	148	80	184	28	42	416	615
4	beef.....	number	2	4	3	7	59	-----	-----	10	47
5	Other cattle, including calves.....	number	36	94	50	163	66	305	14	45	271	650
6	Sows and gilts.....	number	9	14	10	19	13	30	9	15	124	176
7	Other hogs, excl. pigs under 3 mos. old.....	number	43	201	42	141	47	189	27	164	313	1,140
8	Cash-grain farms:											
9	Horses and mules, excluding colts.....	number	-----	-----	-----	-----	13	37	-----	-----	12	27
10	Cows and heifers kept mainly for milk.....	number	-----	-----	-----	-----	10	13	-----	-----	10	12
11	beef.....	number	-----	-----	-----	-----	-----	-----	-----	-----	-----
12	Other cattle, including calves.....	number	-----	-----	-----	-----	3	8	-----	-----	4	11
13	Sows and gilts.....	number	-----	-----	-----	-----	-----	-----	-----	-----	3	0
14	Other hogs, excl. pigs under 3 mos. old.....	number	-----	-----	-----	-----	9	21	-----	-----	5	20
15	Cotton farms:											
16	Horses and mules, excluding colts.....	number	2,242	3,973	2,100	3,092	3,237	5,888	1,994	4,118	1,553	2,634
17	Cows and heifers kept mainly for milk.....	number	1,462	1,939	1,631	2,465	2,165	3,255	894	1,129	850	1,121
18	beef.....	number	16	50	45	163	51	163	13	13	45
19	Other cattle, including calves.....	number	929	1,529	993	2,149	1,244	2,547	441	673	548	962
20	Sows and gilts.....	number	266	355	170	269	154	272	225	445	213	269
21	Other hogs, excl. pigs under 3 mos. old.....	number	1,596	3,739	1,197	2,423	1,801	3,537	1,553	4,010	1,021	2,860
22	Crop-specialty farms:											
23	Horses and mules, excluding colts.....	number	-----	-----	-----	-----	-----	-----	60	110	11	14
24	Cows and heifers kept mainly for milk.....	number	-----	-----	-----	-----	-----	-----	84	35	6	9
25	beef.....	number	-----	-----	-----	-----	-----	-----	-----	-----	-----
26	Other cattle, including calves.....	number	-----	-----	-----	-----	-----	-----	16	21	3	5
27	Sows and gilts.....	number	-----	-----	-----	-----	-----	-----	8	11	2	2
28	Other hogs, excl. pigs under 3 mos. old.....	number	-----	-----	-----	-----	-----	-----	42	153	7	17
29	Fruit farms:											
30	Horses and mules, excluding colts.....	number	-----	-----	-----	-----	5	8	-----	-----	8	15
31	Cows and heifers kept mainly for milk.....	number	-----	-----	-----	-----	0	8	-----	-----	7	10
32	beef.....	number	-----	-----	-----	-----	-----	-----	-----	-----	-----
33	Other cattle, including calves.....	number	-----	-----	-----	-----	2	3	-----	-----	1	1
34	Sows and gilts.....	number	-----	-----	-----	-----	1	2	-----	-----	1	1
35	Other hogs, excl. pigs under 3 mos. old.....	number	-----	-----	-----	-----	2	5	-----	-----	5	6
36	Truck farms:											
37	Horses and mules, excluding colts.....	number	-----	-----	3	7	-----	-----	-----	-----	54	90
38	Cows and heifers kept mainly for milk.....	number	-----	-----	3	6	-----	-----	-----	-----	38	57
39	beef.....	number	-----	-----	-----	-----	-----	-----	-----	1	1
40	Other cattle, including calves.....	number	-----	-----	2	4	-----	-----	-----	-----	24	45
41	Sows and gilts.....	number	-----	-----	-----	-----	-----	-----	-----	-----	6	8
42	Other hogs, excl. pigs under 3 mos. old.....	number	-----	-----	2	3	-----	-----	-----	-----	24	104
43	Dairy farms:											
44	Horses and mules, excluding colts.....	number	10	21	25	65	32	93	3	4	27	55
45	Cows and heifers kept mainly for milk.....	number	11	130	30	370	35	418	5	35	34	359
46	beef.....	number	-----	-----	-----	-----	-----	-----	-----	-----	-----
47	Other cattle, including calves.....	number	10	126	27	312	34	420	3	27	28	264
48	Sows and gilts.....	number	4	6	4	8	8	13	1	2	10	20
49	Other hogs, excl. pigs under 3 mos. old.....	number	5	24	14	109	18	47	2	9	19	91
50	Animal-specialty farms:											
51	Horses and mules, excluding colts.....	number	4	17	-----	-----	9	30	-----	-----	11	42
52	Cows and heifers kept mainly for milk.....	number	3	7	-----	-----	7	15	-----	-----	9	18
53	beef.....	number	3	25	-----	-----	3	58	-----	-----	-----
54	Other cattle, including calves.....	number	3	65	-----	-----	9	84	-----	-----	7	50
55	Sows and gilts.....	number	2	6	-----	-----	5	13	-----	-----	3	16
56	Other hogs, excl. pigs under 3 mos. old.....	number	3	43	-----	-----	7	34	-----	-----	9	57
57	Stock ranches:											
58	Horses and mules, excluding colts.....	number	-----	-----	-----	-----	-----	-----	-----	-----	-----	-----
59	Cows and heifers kept mainly for milk.....	number	-----	-----	-----	-----	-----	-----	-----	-----	-----	-----
60	beef.....	number	-----	-----	-----	-----	-----	-----	-----	-----	-----
61	Other cattle, including calves.....	number	-----	-----	-----	-----	-----	-----	-----	-----	-----	-----
62	Sows and gilts.....	number	-----	-----	-----	-----	-----	-----	-----	-----	-----	-----
63	Other hogs, excl. pigs under 3 mos. old.....	number	-----	-----	-----	-----	-----	-----	-----	-----	-----	-----
64	Poultry farms:											
65	Horses and mules, excluding colts.....	number	3	7	4	6	12	19	-----	-----	27	39
66	Cows and heifers kept mainly for milk.....	number	2	3	2	4	10	17	-----	-----	23	31
67	beef.....	number	-----	-----	-----	-----	-----	-----	-----	-----	-----
68	Other cattle, including calves.....	number	3	4	3	5	8	23	-----	-----	22	51
69	Sows and gilts.....	number	-----	-----	-----	-----	-----	-----	-----	-----	8	9
70	Other hogs, excl. pigs under 3 mos. old.....	number	1	2	1	1	7	16	-----	-----	18	67
71	Self-sufficing farms:											
72	Horses and mules, excluding colts.....	number	80	105	59	92	58	81	40	62	325	426
73	Cows and heifers kept mainly for milk.....	number	65	85	69	95	50	70	33	39	234	283
74	beef.....	number	1	2	3	1	1	1	1	7	10
75	Other cattle, including calves.....	number	38	76	40	66	32	60	13	24	131	192
76	Sows and gilts.....	number	8	9	7	13	1	1	2	2	43	62
77	Other hogs, excl. pigs under 3 mos. old.....	number	54	110	37	53	31	52	35	86	181	469
78	Abnormal and unclassified farms:											
79	Horses and mules, excluding colts.....	number	132	207	163	228	147	195	71	123	332	450
80	Cows and heifers kept mainly for milk.....	number	98	155	96	143	66	124	32	38	201	290
81	beef.....	number	2	83	5	8	6	1	1	3	12
82	Other cattle, including calves.....	number	63	182	42	102	35	284	18	27	109	185
83	Sows and gilts.....	number	26	43	8	14	4	23	6	7	36	43
84	Other hogs, excl. pigs under 3 mos. old.....	number	103	389	70	114	61	205	65	190	204	522
85	SPECIFIED ITEMS, BY TWO TYPES OF FARMS											
86	Steers, 2 years old and over.....	Ranches.....	number	-----	-----	-----	-----	-----	-----	-----	-----	-----
87	All other.....	number	-----	-----	-----	-----	-----	-----	-----	-----	-----
88	number	63	-----	-----	-----	-----	-----	-----	-----	94
89	number	-----	-----	-----	-----	-----	-----	-----	-----	-----
90	number	-----	-----	-----	-----	-----	-----	-----	-----	-----
91	number	-----	-----	-----	-----	-----	-----	-----	-----	-----
92	number	-----	-----	-----	-----	-----	-----	-----	-----	-----
93	number	-----	-----	-----	-----	-----	-----	-----	-----	-----
94	number	-----	-----	-----	-----	-----	-----	-----	-----	-----
95	number	-----	-----	-----	-----	-----	-----	-----	-----	-----
96	number	-----	-----	-----	-----	-----	-----	-----	-----	-----
97	number	-----	-----	-----	-----	-----	-----	-----	-----	-----
98	number	-----	-----	-----	-----	-----	-----	-----	-----	-----
99	number	-----	-----	-----	-----	-----	-----	-----	-----	-----
100	number	-----	-----	-----	-----	-----	-----	-----	-----	-----
101	number	-----	-----	-----	-----	-----	-----	-----	-----	-----
102	number	-----	-----	-----	-----	-----	-----	-----	-----	-----
103	number	-----	-----	-----	-----	-----	-----	-----	-----	-----
104	number	-----	-----	-----	-----	-----	-----	-----	-----	-----
105	number	-----	-----	-----	-----	-----	-----	-----	-----	-----
106	number	-----	-----	-----	-----	-----	-----	-----	-----	-----
107	number	-----	-----	-----	-----	-----	-----	-----	-----	-----
108	number	-----	-----	-----	-----	-----	-----	-----	-----	-----
109	number	-----	-----	-----	-----	-----	-----	-----	-----	-----
110	number	-----	-----	-----	-----	-----	-----	-----	-----	-----
111	number	-----	-----	-----	-----	-----	-----	-----	-----	-----
112	number	-----	-----	-----	-----	-----	-----	-----	-----	-----
113	number	-----	-----	-----	-----	-----	-----	-----	-----	-----
114	number	-----	-----	-----	-----	-----	-----	-----	-----	-----
115	number	-----	-----	-----	-----	-----	-----	-----	-----	-----
116	number	-----	-----	-----	-----	-----	-----	-----	-----	-----
117	number	-----	-----	-----	-----	-----	-----	-----	-----	-----
118	number	-----	-----	-----	-----	-----	-----	-----	-----	-----
119	number	-----	-----	-----	-----	-----	-----	-----	-----	-----
120	number									

AGRICULTURE—SOUTH CAROLINA

LIVESTOCK PRODUCTS, 1929, BY TYPE OF FARM—Continued

bottom of p. 8]

M'CORMICK		MARION		MARLBORO		NEWBERY		OCONEE		ORANGERBURG		PICKENS		RICHLAND		SALUDA			
Farms reporting	Animals or quantity	Farms reporting	Animals or quantity	Farms reporting	Animals or quantity	Farms reporting	Animals or quantity	Farms reporting	Animals or quantity	Farms reporting	Animals or quantity	Farms reporting	Animals or quantity	Farms reporting	Animals or quantity	Farms reporting	Animals or quantity		
45	76	39	69	41	132	130	271	165	347	180	500	121	223	135	245	234	467	1	
44	139	38	73	37	77	132	331	166	339	148	289	127	229	122	266	227	467	2	
1	1	2	11	11	7	7	22	4	7	6	8	2	5	4	6	4	10	3	
37	169	35	141	24	83	97	345	125	363	124	411	91	286	101	337	182	541	4	
7	9	26	60	24	56	28	54	40	49	99	297	17	30	31	50	30	64	5	
44	107	35	393	39	300	100	535	96	238	140	1,620	79	218	93	367	107	700	6	
4	7	10	12	10	32	10	32	32	50	25	54	1	2	7	13	31	52	7	
1	8	4	5	6	15	8	12	15	31	15	25	2	3	8	4	17	31	8	
																			9
1	10	3	5	5	24	5	13	8	22	10	18	2	4	1	1	10	27	10	
																			11
1	10	6	13	7	41	11	87	11	20	14	108	1	2	1	1	14	56	12	
1,250	1,925	575	925	2,564	4,806	2,245	3,778	2,301	4,284	4,988	9,030	2,228	4,100	1,300	2,367	1,885	2,020	13	
834	1,207	247	308	776	951	1,425	2,175	2,190	3,038	2,415	3,291	2,207	3,310	906	1,235	1,233	1,691	14	
18	50	11	39	22	42	46	127	21	29	51	236	24	84	32	101	22	28	15	
427	805	174	353	420	649	918	1,910	1,348	2,400	1,500	2,950	1,298	2,553	521	952	746	1,341	16	
81	108	195	326	205	339	101	304	354	396	1,249	2,009	143	109	235	492	145	251	17	
896	1,671	358	1,305	1,955	4,836	1,605	4,358	1,162	1,977	3,458	13,808	1,808	2,134	842	2,434	1,800	2,386	18	
		1,226	1,930	26	77			1	2	19	34			5	7			19	
		550	688	13	16			3	4	9	21			2	4			20	
		14	37							1	4							21	
		367	729	9	11			2	2	0	20							22	
		416	663	4	8					7	20							23	
		793	2,938	28	86			1	2	14	07			1	3			24	
								2	4					10	21	2	8	25	
								5	0					8	15	2	2	26	
								2	4					6	18	1	11	28	
								1	1					2	2	2	0	29	
								2	3					7	20	2	0	30	
										25	43	4	0	11	48	49	131	31	
										15	27	2	3	7	15	35	46	32	
										13	28	1	0	5	10	18	1	33	
										10	27		4	4	31	4	7	34	
										20	200	3	5	6	25	25	94	35	
																		36	
3	6	5	13	4	26	25	72	13	22	24	85	35	75	54	112			37	
3	34	7	82	8	78	20	403	17	90	25	382	40	352	74	1,088			38	
3	44	6	113	5	61	23	491	12	40	24	492	36	270	74	907			39	
2	2	3	12	1	1	8	13	1	1	13	28	5	5	14	48			40	
3	10	5	50	4	15	16	124	6	13	16	107	17	30	29	131			41	
																			42
		15	27	5	16	5	9	12	26	8	27	7	15	17	32	7	18	43	
		10	28	1	2	6	23	10	18	6	11	7	10	10	47	7	32	44	
		4	75	2	18	2	8	1	2	1	3		3	3	38	1	10	45	
		12	140	2	8	4	31	12	120	5	33	0	48	15	124	7	133	46	
		13	69	3	9	1	5	7	16	4	22	3	7	0	04	4	10	47	
		14	233	5	50	4	13	8	153	5	120	5	14	13	471	8	81	48	
																			49
																			50
																			51
																			52
																			53
																			54
21	27					13	19	9	13	5	9	10	10	15	23	18	27	55	
21	55					11	25	10	15	6	10	8	10	12	14	10	37	56	
1	1							1	1	1	1			1	3	1	4	57	
18	82					6	31	6	8	2	8	7	12	11	22	13	34	58	
3	5							2	2	3	5	3	5	2	2	3	6	59	
12	28					8	10	2	2	5	19	3	7	12	26	14	57	60	
56	50	27	28	38	73	101	138	242	344	115	152	134	212	273	304	170	250	61	
42	73	18	25	33	30	83	109	209	367	80	101	165	214	251	349	102	240	62	
3	3	2	7			2	3	7	8			2	2	7	13	1	63		
25	51	14	29	14	18	47	100	161	326	49	73	87	142	150	242	100	223	64	
8	8	10	19	9	16	7	11	22	32	20	28	7	30	62	11	10	65		
31	62	18	87	41	137	64	171	108	186	76	242	83	138	170	473	109	287	66	
197	208	49	63	53	129	100	281	133	211	163	240	125	177	242	409	259	337	67	
97	191	29	37	35	59	111	174	156	235	59	85	141	101	207	540	127	170	68	
5	79	1	4	39	2	14	14	7	23	7	27	4	4	4	32	3	43	69	
44	273	20	50	16	36	64	122	69	264	40	88	70	124	133	657	65	221	70	
18	31	12	19	18	45	14	20	19	51	30	42	0	7	29	90	16	26	71	
97	187	30	125	47	200	105	287	59	242	110	383	63	93	154	867	134	295	72	
																			73
		38	63		28		56		74		90		57		198		100	74	
17	536	21	273	11	145	23	246	11	171	48	429	9	40	13	257	33	531	75	
3	29	8	89	8	86	26	441	18	404	25	701	41	361	79	1,187			76	
1,035	1,077	770	989	915	1,124	1,803	2,756	2,961	4,196	2,699	3,701	2,691	3,815	1,421	2,398	1,703	2,577	77	
																			78
14	45	43	55	111	132	121	134	65	91	107	321	141	213	42	143			79	
3	10,300	8	60,845	8	54,962	26	253,013	18	71,845	25	223,540	41	234,201	79	710,768			80	
1,035	660,237	770	344,089	915	404,500	1,803	1,102,856	2,961	1,945,290	2,699	1,092,600	2,691	1,654,303	1,421	903,675	1,703	1,086,800	81	
	666		684		639		674		659		553		640		599			82	
	304		348		413		400		464		295		434		377		422	83	
	6,200		59,130		42,709		148,062		49,713		214,915		158,628		600,610			84	
	6,175		12,337		12,723		26,237		71,853		95,613		30,274		176,058		29,417	85	
							44,984		1,700		50		3,660		100			86	
	26,206		85		490		14,298		1,554		5,673				755			87	
	11,209						8,940		5,269		3,870		3,178		5,345		32,137	88	
29	27,364	2,218	50,427	2,943	47,935	2,773	76,541	13	76,124	11	127,088	3,113	83,029	2,337	57,222	2,480	68,769	89	
1,400	143,290						34,065	3,502	47,210	5,897	28,858		34,209		47,202		31,667	90	
	154,356		203,929		248,369		370,820		388,675		019,643		491,261		300,603		335,944	91	
	12.7						8.7		9.0		7.4		10.8		8.8		8.1	92	
	5.6		4.0		5.2		4.8		5.1		4.8		5.9		5				

COUNTY TABLE V.—TYPE OF FARM, BY SIZE, 1930

[See NOTE, bottom of p. 8]

TYPE AND SIZE (See definitions in Introduction)		THE STATE	Abbeville	Aiken	Allen- dale	Anderson	Barn- berg	Barn- well	Beau- fort	Berkley	Cul- houn	Charles- ton
		Number	Number	Number	Number	Number	Number	Number	Number	Number	Number	Number
General farms:												
1	Under 3 acres.....	22	1	3	1	3	3	2	86	11	1	103
2	3 to 9 acres.....	442	12	5	7	6	4	2	334	64	3	120
3	10 to 19 acres.....	1,020	19	7	1	2	3	2	217	104	6	112
4	20 to 49 acres.....	1,878	14	40	14	18	30	10	20	70	10	18
5	50 to 99 acres.....	1,723	14	46	30	37	55	11	6	34	16	13
6	100 to 174 acres.....	1,377	23	57	20	11	31	14	4	17	3	5
7	175 to 259 acres.....	541	7	20	11	5	11	4	2	14	6	5
8	260 to 499 acres.....	417	7	16	14	4	7	1	5	6	5	5
9	500 to 999 acres.....	154	2	8	5	2	2	1	4	0	5	4
10	1,000 acres and over.....	58			3				0	9		
Cash-grain farms:												
11	3 to 9 acres.....	51				1	2			1		
12	10 to 19 acres.....	101				5	7			6	5	
13	20 to 49 acres.....	188				4	2			7	14	
14	50 to 99 acres.....	107				2	2			4	0	
15	100 to 174 acres.....	81				3	1			4	0	
16	175 to 259 acres.....	35				1	1			1	0	
17	260 to 499 acres.....	34				2	1			1	3	
18	500 acres and over.....	24				1	2			5	4	
Cotton farms:												
19	3 to 9 acres.....	5,575	182	54	4	347	10	20	42	59	400	97
20	10 to 19 acres.....	14,620	490	183	24	1,308	52	90	139	192	239	82
21	20 to 49 acres.....	48,202	1,015	1,072	305	3,404	985	1,016	84	286	789	46
22	50 to 99 acres.....	24,858	640	601	223	1,757	520	500	6	92	375	7
23	100 to 174 acres.....	10,593	340	397	92	460	103	218		20	375	4
24	175 to 259 acres.....	3,195	105	144	40	90	55	84	1	11	191	7
25	260 to 499 acres.....	2,053	50	102	55	33	55	60		14	63	1
26	500 to 999 acres.....	663	11	35	17	33	33	23		5	47	
27	1,000 acres and over.....	108	2	8	9	1	2	8		0	15	1
Crop-specialty farms:												
28	Under 10 acres.....	958		1		1	1		5		3	35
29	10 to 19 acres.....	3,314		3	1	2	2		13	6	4	35
30	20 to 49 acres.....	9,515		10	3	2	3		23	14	2	58
31	50 to 99 acres.....	3,150		5	11	4	4		6	8	1	41
32	100 to 174 acres.....	1,394			3	3	3		12	3	1	44
33	175 to 259 acres.....	886			1	1	1		7	7	4	23
34	260 to 499 acres.....	200		2	5	1	1		4	1	1	34
35	500 to 999 acres.....	80			1				5	5	3	15
36	1,000 acres and over.....	47					1		3	2	1	12
Fruit farms:												
37	Under 20 acres.....	15		1								
38	20 to 49 acres.....	45		1								
39	50 to 99 acres.....	47		1								
40	100 to 174 acres.....	20		1								
41	175 to 259 acres.....	10		1								
42	260 to 499 acres.....	9										
43	500 acres and over.....	0		1								
Truck farms:												
44	Under 10 acres.....	154		5			3	2	19			54
45	10 to 19 acres.....	203		7	2	2	3	7	94			85
46	20 to 49 acres.....	312		10	0	2	17	34	73			203
47	50 to 99 acres.....	206		19	11		9	51	9			6
48	100 to 174 acres.....	135		24	4	1	8	28	8			11
49	175 to 259 acres.....	66		7	3		4	10	6			7
50	260 to 499 acres.....	71		0	1		5	8	8			7
51	500 to 999 acres.....	23		1				0	4			4
52	1,000 acres and over.....	13		1				1	4			2
Dairy farms:												
53	Under 3 acres.....	45		1		7	0	5				2
54	3 to 9 acres.....	53	3	2		3	5					2
55	10 to 19 acres.....	91	1	2		8	1	2	2	1		3
56	20 to 49 acres.....	232	1	11		21	2	1	1	1		2
57	50 to 99 acres.....	191	3	9		10	4	1	3	1		1
58	100 to 174 acres.....	195	4	8		7	1				1	1
59	175 to 259 acres.....	93	1	4								3
60	260 to 499 acres.....	98		0		2	3	2	1			2
61	500 acres and over.....	48	2	3			1		1	2	2	1
Animal-specialty farms:												
62	Under 20 acres.....	26	1						8		2	2
63	20 to 49 acres.....	68				3			2	13	1	3
64	50 to 99 acres.....	86				1			0	8	4	6
65	100 to 174 acres.....	66	1						1	0	3	2
66	175 to 259 acres.....	38	1						1	8	1	1
67	260 to 499 acres.....	56	1						1	5	1	1
68	500 to 999 acres.....	36							4	5	3	5
69	1,000 to 4,999 acres.....	20							1	5		2
Stock ranches:												
70	100 to 250 acres.....	3										
71	260 to 499 acres.....	1										
72	500 to 999 acres.....	3								1		
73	1,000 to 4,999 acres.....	7								2		
74	5,000 acres and over.....	4										
Poultry farms:												
75	Under 3 acres.....	28	2	1		3						
76	3 to 9 acres.....	64	1	6		2			1		1	0
77	10 to 19 acres.....	42	2	1		5			1	1	1	1
78	20 to 49 acres.....	79	2	1		5			2	1	1	3
79	50 to 99 acres.....	73	2	8		3			1	1	1	
80	100 to 174 acres.....	61	1	6		3				1		2
81	175 to 259 acres.....	20	3	1								
82	260 acres and over.....	20	1	3						1		1
Self-sufficing farms:												
83	Under 10 acres.....	1,291	10	24	3	23	3	3	101	116	20	130
84	10 to 19 acres.....	1,517	18	27	7	14	4	3	145	173	0	129
85	20 to 49 acres.....	1,911	28	47	12	31	13	13	103	138	4	63
86	50 to 99 acres.....	1,170	20	32	1	27	5	8	18	46	4	22
87	100 to 174 acres.....	680	11	27		11	0	1	4	15	1	5
88	175 to 259 acres.....	235	2	12	1	2			1	4	1	3
89	260 acres and over.....	174	2	8		1	1		1	5	2	3
Abnormal farms:												
90	Under 10 acres.....	2,154	28	40	8	55	19	10	110	158	50	175
91	10 to 19 acres.....	2,451	70	70	15	29	12	11	223	292	17	164
92	20 to 49 acres.....	603	11	19	2	10	5	4	8	27	3	5
93	50 to 99 acres.....	400	4	17	1	2	7	1	1	11	2	3
94	100 to 174 acres.....	142	2	12		2	2		2	7		4
95	175 to 259 acres.....	122	4	7	1				3	5	2	
96	260 to 499 acres.....	118	1	4	2				2	5		2

[See Norm.]

TYPE AND SIZE (See definitions in Introduction)		Cherokee	Chester	Chester- field	Clarendon	Colleton	Darling- ton	Dillon	Dorches- ter	Edgefield	Fairfield	Florence
		Number	Number	Number	Number	Number	Number	Number	Number	Number	Number	Number
General farms:												
1	Under 3 acres.....	1							3			1
2	3 to 9 acres.....	3	2	3	8	24	3	5	16	4		4
3	10 to 19 acres.....	1	5	10	23	74	10	27	27	3	3	27
4	20 to 49 acres.....	6	9	31	83	80	23	12	42	27	6	56
5	50 to 99 acres.....	22	22	34	69	92	27	12	38	46	5	65
6	100 to 174 acres.....	13	29	11	48	82	20	3	29	46	19	28
7	175 to 259 acres.....		20	3	17	41	8	2	15	9	12	8
8	260 to 499 acres.....	2	20	1	5	20	6		10	18	12	10
9	500 to 999 acres.....	1	5		3	12	5	2	6	2	8	4
10	1,000 acres and over.....			1		1	3		5	1	1	2
Cash-grain farms:												
11	3 to 9 acres.....					2	3			2		1
12	10 to 19 acres.....					11	8			12		9
13	20 to 49 acres.....			1		2	6	3		3		3
14	50 to 99 acres.....					4	6	3		1		4
15	100 to 174 acres.....			1		1	1					2
16	175 to 259 acres.....			1		1	2					1
17	260 to 499 acres.....			1		1	2					1
18	500 acres and over.....						2					
Cotton farms:												
19	3 to 9 acres.....	46	77	30	796	50	48	40	30	89	24	31
20	10 to 19 acres.....	207	397	223	338	254	302	209	121	912	186	144
21	20 to 49 acres.....	1,318	1,151	1,276	888	721	1,029	1,083	435	837	975	371
22	50 to 99 acres.....	849	467	971	807	370	549	453	234	486	242	124
23	100 to 174 acres.....	285	277	475	122	239	243	116	126	249	100	53
24	175 to 259 acres.....	75	123	184	50	83	99	29	44	68	91	24
25	260 to 499 acres.....	32	88	90	29	56	53	14	20	36	80	10
26	500 to 999 acres.....	10	20	30	9	23	9	0	11	17	31	8
27	1,000 acres and over.....	2	5	12	5	6	3	1	4	1	6	3
Crop-specialty farms:												
Under 10 acres:												
28	Under 10 acres.....				72		34	59	1			223
29	10 to 19 acres.....			1	162	1	108	230	2		1	837
30	20 to 49 acres.....				363	7	300	432	8		1	1,732
31	50 to 99 acres.....				217	10	155	156	7		2	375
32	100 to 174 acres.....			2	89	8	50	48	4		2	340
33	175 to 259 acres.....				31	5	14	0	1			84
34	260 to 499 acres.....				17	3	8	13	1			50
35	500 to 999 acres.....			1	2	2	3	4	2			6
36	1,000 acres and over.....				1	2	2	1				5
Fruit farms:												
Under 20 acres:												
37	Under 20 acres.....			1								
38	20 to 49 acres.....			4								
39	50 to 99 acres.....			7								
40	100 to 174 acres.....			3								
41	175 to 259 acres.....			3								
42	260 to 499 acres.....			1								
43	500 acres and over.....			1								
Truck farms:												
Under 10 acres:												
44	Under 10 acres.....					1			4	5		6
45	10 to 19 acres.....		1							6		13
46	20 to 49 acres.....			2						7		24
47	50 to 99 acres.....			2		2				15		9
48	100 to 174 acres.....		1	1						0		
49	175 to 259 acres.....			1						5		2
50	260 to 499 acres.....		1	1						5		1
51	500 to 999 acres.....									1		
52	1,000 acres and over.....									1		
Dairy farms:												
53	Under 3 acres.....	5	1					1	2			
54	3 to 9 acres.....	2								1		
55	10 to 19 acres.....	2					2			1	1	
56	20 to 49 acres.....	4	1				2	3		1		3
57	50 to 99 acres.....	2	5			1	5	5		5	4	3
58	100 to 174 acres.....	5	3				4	2		13	1	4
59	175 to 259 acres.....	1	10					2		4		5
60	260 to 499 acres.....	2	12			2	2	1		6		9
61	500 to 999 acres.....		4				2	2		3		2
Animal-specialty farms:												
Under 20 acres:												
62	Under 20 acres.....			1		1			2			
63	20 to 49 acres.....			3		3			4		1	1
64	50 to 99 acres.....		2	2	5	3	3	7		5		4
65	100 to 174 acres.....		1	1	2	3	3	3		5		1
66	175 to 259 acres.....			1	1	2				3		3
67	260 to 499 acres.....		2					3		7		1
68	500 to 999 acres.....		1		1	1	1	1		1		1
69	1,000 to 4,999 acres.....					1	1					
Stock ranches:												
70	100 to 259 acres.....					2						1
71	260 to 499 acres.....											1
72	500 to 999 acres.....					2						
73	1,000 to 4,999 acres.....					1						4
74	5,000 acres and over.....					4						
Poultry farms:												
Under 3 acres:												
75	Under 3 acres.....	1	1				1					
76	3 to 9 acres.....	1										
77	10 to 19 acres.....					1				2		1
78	20 to 49 acres.....	1				1	1				1	2
79	50 to 99 acres.....		1			2	1			1		1
80	100 to 174 acres.....	2	2				2					
81	175 to 259 acres.....					2	2			1		1
82	260 acres and over.....					2	2					1
Self-sufficing farms:												
Under 10 acres:												
83	Under 10 acres.....	7	2	3	40	93	16	13	57	12	13	10
84	10 to 19 acres.....	9	9	15	30	89	11	11	62	12	13	21
85	20 to 49 acres.....	7	17	17	51	75	28	10	56	26	31	37
86	50 to 99 acres.....	8	15	8	18	40	9	6	20	20	27	24
87	100 to 174 acres.....	2	17	5	8	22	5	4	14	20	12	6
88	175 to 259 acres.....		12	3	1	6	1	1	4	5	5	2
89	260 to 499 acres.....		3	2	1	6	2		3	5	7	3
Abnormal farms:												
Under 10 acres:												
90	Under 10 acres.....	10	8	8	93	36	28	18	81	9	12	30
91	10 to 19 acres.....	12	10	22	49	120	38	5	72	21	18	62
92	20 to 49 acres.....	9	8	12	10	20	13	2	15	14	13	11
93	50 to 99 acres.....	4	10	11	11	18	2	1	11	13	7	2
94	100 to 174 acres.....		2	1	2	4	3		6	5	2	2
95	175 to 259 acres.....		1	3	2	3	0		4	3	5	2
96	260 to 499 acres.....		1	3	2	3	0		4	3	5	2
	500 acres and over.....			1		4	1		5	4	6	2

AGRICULTURE—SOUTH CAROLINA

FARM, BY SIZE, 1930—Continued

bottom of p. 8]

Georgetown	Greenville	Greenwood	Hampton	Horry	Jasper	Kershaw	Lancaster	Laurens	Lee	Lexington	McCormick	Marlon	Marlboro	
Number	Number	Number	Number	Number	Number	Number	Number	Number	Number	Number	Number	Number	Number	
2	6	2	2	7	1	2		3	3	1	1		1	
7	18	5	7	21	8	2		2	6	5	2	3	4	
10	83	23	54	37	44	4	4	2	7	20	12	16	18	
22	63	28	58	31	61	14	15	25	5	119	10	15	9	
10	16	23	80	21	18	18	25	27	11	168	9	6	8	
15	10	6	33	9	15	9	19	16	2	138	6	1	4	
9	4	9	26	8	9	5	12	4	4	46	7	1	2	
4	3		8	5	5	5	3	9	1	34	1	1	1	
2		1	5		1	5		1		5	1	1	1	
	5			2								2	11	
	4	2		1	6			5			3	7	12	
1	5	1	5	2	4			9		5		3	13	
	4	2	3	2	3			5		5		4	14	
1		1	3	1	2			1			3	1	15	
1	1	2	1							3		2	16	
1	4	4	1							1	2	1	17	
1	1		1		2			2				1	18	
														19
1	191	67	19	13	16	61	61	116	81	26	42	15	52	20
12	922	310	80	25	77	283	308	538	211	145	246	115	277	21
25	2,900	889	275	41	168	1,168	898	1,689	1,116	654	475	420	1,802	22
7	1,451	730	115	12	70	559	602	946	501	525	270	151	790	23
8	338	405	53	8	43	339	336	439	231	277	245	48	130	24
3	46	111	28		14	110	96	167	76	64	71	12	25	25
4	21	59	22		13	93	38	87	54	33	47	4	25	26
6	4	7	12		6	38	14	25	16	8	9	14	26	27
3		3	9	1	6	13	2	6	4		4	3	27	
														28
11			2	196					3			119		29
54			3	968					11	1		382	8	30
105	1		11	1,842	4				34	4		743	20	31
63	2		8	945					17	3		213	7	32
25			6	411	4				6	2		67	2	33
15			2	103	4				5	1		22	1	34
11	1		5	66	4				1			3	1	35
4				12					1			2		36
4			2	3	3							3		37
6														38
1	1	2		6				2		4				39
	9			12				3		1				40
	8			7				1						41
	2			1										42
1	1			1				1						43
2				3										44
														45
	1	1	1	1	1	1	1	1	1	1	1	1	1	46
	2			4										47
														48
														49
														50
														51
														52
														53
														54
														55
														56
														57
														58
														59
														60
														61
														62
														63
														64
														65
														66
														67
														68
														69
														70
														71
														72
														73
														74
														75
														76
														77
														78
														79
														80
														81
														82
														83
														84
														85
														86
														87
														88
														89
														90
														91
														92
														93
														94
														95
														96

AGRICULTURE—SOUTH CAROLINA

PRODUCTS SOLD, TRADED, OR USED BY OPERATOR'S FAMILY, 1929—Continued

bottom of p. 8]

George-town	Greenville	Greenwood	Hampton	Horry	Jasper	Kershaw	Lancaster	Laurens	Lee	Lexington	McCormick	Marion	Marlboro	
Number	Number	Number	Number	Number	Number	Number	Number	Number	Number	Number	Number	Number	Number	Number
12	8	1	11	16	37	3	3	1	5	15	1	3	2	1
7	18	6	44	12	69	10	6	9	5	42	4	5	7	2
14	31	24	52	27	28	15	11	22	8	120	7	7	17	3
33	73	37	95	39	20	16	31	34	7	207	17	14	7	4
17	49	13	86	25	4	15	18	12	10	98	7	8	8	5
13	10	13	26	15	3	1	9	9	2	30	10	7	5	6
2	4	2	7	4	1					9	3	2	2	7
1		1	1	1	1			2	2				1	8
														9
														10
1	10	6	5	6	5			4			5	10	1	10
	0	2	3	1	6			4			2	3	3	11
1	3	2	3	1	2			5			1	4	4	12
2	4	1	4	1	2			4			2	2	3	13
	1		1	1	1			3			3		2	14
								2					3	15
													2	16
														17
17	105	200	99	28	88	241	168	86	339	97	137	30	29	17
9	394	432	111	14	112	442	281	351	400	107	242	41	140	18
12	949	733	152	19	99	725	498	895	619	352	370	98	314	19
11	2,163	702	133	22	67	782	838	1,413	887	591	427	181	900	20
8	1,434	249	64	11	23	284	371	841	292	205	179	176	841	21
4	751	86	20	5	7	129	103	300	164	153	48	180	642	22
6	85	18	10	1	1	35	21	53	33	35	5	57	135	23
	2	4	6		1	8	7	16	10	10	1	8	83	24
3	1	1	3			3	1	15	14	2		6	15	25
								7				0		26
														27
35	1		7	59	2				11			48	1	27
108	3		11	759	1				32			282	4	28
65			8	1,393	2				16			433	11	29
50			4	1,238	2				12			388	7	30
23			6	310	1				4			305	6	31
9			2	240	2				1			82	2	32
1			1	34	2				2			14	1	33
2			1	11	2							6	2	34
				1	2							1		35
				1	2							1		36
				1	1									37
				1	1									38
1	5	1	1	3	1									39
1	2			8	3									40
	4			11	2			1						41
2	5	1		3	2			5						42
	3			2	1									43
	2			1				1						44
														45
														46
1	1	1	4	1	1									47
1	4	1	10	2	2					13				48
	2	2	15	2	1					24				49
	3	1	5	1	1					14				50
1	1		7	1	2					9				51
			1							3				52
			2							2				53
			1											54
														55
														56
	2	4	1	1	1			1		1				57
	5	8	1	1	1			1		1				58
	12	9	2	1	2			9	2	4				59
	22	9				4		6		8				60
	16	9				3		9		5				61
	17	10				1		5	2	3				62
	11	5				1		2	1	3				63
	13	3				1		7		9				64
	18	3				1		4		1				65
														66
														67
														68
														69
														70
														71
														72
														73
														74
														75
														76
														77
														78
														79
														80
														81
														82
														83
														84
														85
														86
														87
														88
														89
119	177	33	83	146	85	36	30	29	85	98	21	24	20	85
30	133	17	68	30	28	37	33	28	10	131	15	9	28	86
11	70	11	30	27	7	33	13	13	11	118	20	3	8	87
5	33	3	3	18		4	5	3	3	42	2	2	1	88
														89
														90
														91
														92
														93
														94
276	45	32	42	29	49	32	20	7	37	50	10	18	15	89
49	47	40	81	59	36	25	20	15	14	99	18	35	25	90
11	10	8	8	15	4	12	17	8	11	41	6	5	8	91
2	3	7	2	6	3	5	0	2	5	16	11	2	2	92
1	3	2	1	2	2	1	1	2	2	2	2	1	1	93
		1		1	1	2		1			1			94

COUNTY TABLE VI.—TYPE OF FARM, BY SPECIFIED VALUE OF FARM PRODUCTS SOLD, TRADED, OR USED BY OPERATOR'S FAMILY, 1929—Continued

[See Note, bottom of p. 8]

TYPE, BY VALUE OF PRODUCTS (See definitions in Introduction)		New- berry	Oconee	Orange- burg	Pickens	Richland	Saluda	Spartan- burg	Sumter	Union	Williams- burg	York
		Number	Number	Number	Number	Number	Number	Number	Number	Number	Number	Number
1	General farms:											
2	Under \$250	8	5	5	6	6	12		26	6	50	12
3	\$250-\$399	8	13	16	8	11	14	8	38	9	27	9
4	\$400-\$599	22	38	17	41	32	37	21	36	22	42	9
5	\$600-\$999	65	68	52	44	52	102	53	76	34	43	48
6	\$1,000-\$1,499	32	38	45	24	34	56	28	24	19	35	39
7	\$1,500-\$2,499	14	19	24	13	17	19	15	13	8	26	29
8	\$2,500-\$3,999	5	4	18		4	7	1	3	4	12	4
9	\$4,000-\$5,999			6		2	2	1	3	2	3	2
10	\$6,000 and over			4			2	1	1			
11	Cash-grain farms:											
12	Under \$250	17	35	20	2	3	27	5			10	5
13	\$250-\$399	6	7	9		4	10	3	2		2	5
14	\$400-\$599	4	10	8		1	3	1	1		2	3
15	\$600-\$999	4	4	5	1	1	7	1	2		1	8
16	\$1,000-\$1,499	1	2	2		1	5					
17	\$1,500-\$2,499	1		2			2					
18	\$2,500 and over	1		1			2	1				
19	Cotton farms:											
20	Under \$250	138	252	304	131	372	99	229	549	88	447	354
21	\$250-\$399	393	419	599	298	375	243	486	406	182	285	505
22	\$400-\$599	635	741	1,028	523	209	448	1,049	551	478	275	876
23	\$600-\$999	926	1,214	1,658	1,035	379	717	2,560	678	671	330	1,439
24	\$1,000-\$1,499	434	573	1,090	677	118	357	2,116	331	413	177	789
25	\$1,500-\$2,499	192	198	1,755	265	65	165	1,205	163	233	122	391
26	\$2,500-\$3,999	34	5	232	5	21	24	10	67	42	45	51
27	\$4,000-\$5,999	10	0	83	5	7	8	27	27	1	18	13
28	\$6,000-\$9,999	3	5	38	1	4		8			18	2
29	\$10,000 and over	1		10		2		3	6		7	1
30	Crop-specialty farms:											
31	Under \$250			5		2			15		227	2
32	\$250-\$399		2	6		2			65		668	0
33	\$600-\$999		1	4		3			74		525	2
34	\$1,000-\$1,499			7					40		260	
35	\$1,500-\$2,499			2					27		141	2
36	\$2,500-\$3,999								6		38	1
37	\$4,000-\$5,999			1							13	
38	\$6,000-\$9,999										4	
39	\$10,000 and over			2								
40	Fruit farms:											
41	Under \$250							1				1
42	\$250-\$399							1				
43	\$600-\$999					2		1				
44	\$1,000-\$1,499		1			2		1				1
45	\$1,500-\$2,499		1			4		3				2
46	\$2,500-\$3,999		2			1		3				2
47	\$4,000-\$5,999		1			2		2				1
48	\$6,000-\$9,999					1		4				
49	\$10,000 and over					1		7				1
50	Truck farms:											
51	Under \$250			3		3		2	1			
52	\$250-\$399			4		6		1			1	
53	\$600-\$999			3		2		7			3	
54	\$1,000-\$1,499			3		1		9		2	4	
55	\$1,500-\$2,499			8		4		15		2	10	
56	\$2,500-\$3,999			7		1		11		1	9	
57	\$4,000-\$5,999			1		7		7			2	
58	\$6,000-\$9,999			1		2		2			4	
59	\$10,000 and over			1		2		2			2	
60	Dairy farms:											
61	Under \$250											1
62	\$250-\$399		4			3		4		1		2
63	\$600-\$999	1	2	1	6	9		10	4	4	1	9
64	\$1,000-\$1,499	6	1	2	3	7		12	6	7	1	8
65	\$1,500-\$2,499	0	1	3	10	12		7	3	10	3	8
66	\$2,500-\$3,999	0	6	6	9	9		16	6	3	1	5
67	\$4,000-\$5,999	3	2	4	4	9		8	5	4	1	7
68	\$6,000-\$9,999	7	4	6	5	12		7	4	2	1	5
69	\$10,000 and over	3	3	3	5	12		7	9	1	2	3
70	Animal-specialty farms:											
71	Under \$250			1		1		1			2	1
72	\$250-\$399		1	1		1		1				1
73	\$600-\$999		3	2		5		3		2	5	2
74	\$1,000-\$1,499	3	4	1	3	2		2		1	3	3
75	\$1,500-\$2,499	1	1	2	1	2		2		2	2	3
76	\$2,500-\$3,999	1	1	1	2	3		2		1	1	3
77	\$4,000 and over	1	2	1		2		1				3
78	Stock ranches:											
79	\$600-\$999											
80	\$1,000-\$1,499											
81	\$1,500-\$2,499											
82	\$2,500-\$3,999											
83	\$4,000 and over											
84	Poultry farms:											
85	Under \$250				1	2						2
86	\$250-\$399	3		3		3		1				5
87	\$600-\$999	2	2	2	2	6		8	4			2
88	\$1,000-\$1,499	6	5	2	2	8		5	5			8
89	\$1,500-\$2,499	4	1	2	2	1		7	7			2
90	\$2,500-\$3,999	1	3	1	2	2		2	2			1
91	\$4,000-\$5,999	1	1	1	2	1		1	1			1
92	\$6,000 and over		1	1	2	1		1				1
93	Self-sufficing farms:											
94	Under \$250	34	88	115	59	116	67	32	81	18	173	23
95	\$250-\$399	40	108	23	78	114	48	35	24	18	20	19
96	\$400-\$599	30	92	22	45	94	71	40	7	11	6	19
97	\$600-\$999	16	53	7	7	51	25	26	1	3	1	13
98	Abnormal farms:											
99	Under \$250	26	24	234	33	48	27	20	226	13	234	15
100	\$250-\$399	60	60	32	37	121	34	33	53	41	55	20
101	\$600-\$999	19	20	2	18	38	15	18	14	12	9	9
102	\$1,000-\$1,499	10	2	5	12	13	20	9	6	6	5	4
103	\$1,500-\$2,499	7	2	2	1	3		2	3	4		3
104	\$2,500-\$3,999	2	1	3		6		4	1			
105	\$4,000-\$5,999			2		2		2				
106	\$6,000 and over	1		2		3		2				

AGRICULTURE—SOUTH CAROLINA

COUNTY TABLE VII.—TYPE OF FARM, BY TENURE OF FARM OPERATOR, 1930

[See NOTE, bottom of p. 8]

TYPE, BY TENURE OF OPERATOR (See definitions in Introduction)		THE STATE	Abbeville	Aiken	Allendale	Anderson	Bamberg	Barnwell	Beaufort	Berkeley	Calhoun	Charleston
		Number	Number	Number	Number	Number	Number	Number	Number	Number	Number	Number
1	General farms:											
2	Full owners	5,025	53	136	61	60	83	28	573	231	32	209
3	Part owners	719	4	19	4	6	18	4	60	47	6	59
4	Managers	61					2		8	3		5
5	Tenants—											
6	Cash	615	3	23	23	1	14	0	36	35	9	102
7	Croppers	306	15	10	12	9	12	1	2		1	1
8	Other	604	14	19	7	10	14	6	1	13	2	9
9	Cash-grain farms:											
10	Full owners	220				10	2			18	17	
11	Part owners	23					1			2	4	
12	Managers	10								2		
13	Tenants—											
14	Cash	80				1	1			4	9	
15	Croppers	194				4	6			1	3	
16	Other	94				1	4			1	8	
17	Cotton farms:											
18	Full owners	24,889	587	641	127	1,475	282	417	165	320	304	102
19	Part owners	5,642	90	137	17	204	108	110	20	180	134	74
20	Managers	205	3	5	7	6	3	1	3		6	
21	Tenants—											
22	Cash	10,501	46	304	194	120	141	164	36	112	389	49
23	Croppers	40,718	1,461	799	184	3,725	795	600		4	509	
24	Other	27,855	687	710	224	1,894	234	670		42	550	14
25	Crop-specialty farms:											
26	Full owners	5,440		11	12	4	5		2	25	4	136
27	Part owners	1,015		1	2		1		10	5	2	44
28	Managers	70			1		3		7	1		25
29	Tenants—											
30	Cash	2,253		5	4		1		12	7	4	59
31	Croppers	3,757		3	4		4			2	2	1
32	Other	3,648		1	2	2	1		1	1		5
33	Fruit farms:											
34	Full owners	61		5								
35	Part owners	14		1								
36	Managers	18										
37	Tenants—											
38	Cash	5										
39	Croppers	10										
40	Other	14										
41	Truck farms:											
42	Full owners	609		51	6	3	11	69	176			41
43	Part owners	133		11	2		6	18	23			34
44	Managers	28		1			3	2	8			4
45	Tenants—											
46	Cash	220		7	14		8	13	14			94
47	Croppers	84		5	5	1	17	23	3			
48	Other	109		8	2	1	5	31	1			6
49	Dairy farms:											
50	Full owners	606	9	30		85	14	0	6	3	2	9
51	Part owners	121	3	6		8	2					1
52	Managers	31		1			6		1	1		
53	Tenants—											
54	Cash	111	1	5		6		2	1		1	5
55	Croppers	40	1			2	1					
56	Other	77	1	4		7						
57	Animal-specialty farms:											
58	Full owners	287	4			4			5	44	9	16
59	Part owners	43							2	7		2
60	Managers	10										1
61	Tenants—											
62	Cash	39							1	7	4	2
63	Croppers	11									2	
64	Other	20										1
65	Stock ranches:											
66	Full owners	8								3		
67	Part owners	6										
68	Managers	2										
69	Tenants—											
70	Cash	2										
71	Poultry farms:											
72	Full owners	207	6	10		12			2	5	1	6
73	Part owners	22		2						1	1	1
74	Managers	5	1			1						
75	Tenants—											
76	Cash	48	3	5		4			2			4
77	Croppers	17	2			1					1	
78	Other	28	2	1		3						2
79	Self-sufficing farms:											
80	Full owners	3,947	57	101	3	80	10	12	242	339	14	203
81	Part owners	603	4	11		2	5	2	63	70	1	59
82	Tenants—											
83	Cash	1,157	2	31	11	5	11	6	56	67	20	75
84	Croppers	499	10	14	3	11	5	2	1		2	
85	Other	772	13	20	7	11	1	6	6	21	1	18
86	Abnormal and unclassified farms:											
87	Full owners	4,086	60	162	5	93	28	20	300	277	22	230
88	Part owners	614	7	13	3	1	5	2	28	119	2	69
89	Managers	163	2	5	2	1	2	1	9	10		13
90	Tenants—											
91	Cash	2,930	19	98	44	22	25	20	68	110	77	124
92	Croppers	3,303	190	126	11	222	70	28	4	4	6	
93	Other	2,432	73	102	15	132	20	30	5	30	15	22

TYPE, BY TENURE OF OPERATOR (See definitions in Introduction)		Cherokee	Chester	Chester- field	Clarendon	Colleton	Darling- ton	Dillon	Dorches- ter	Edge- field	Fair- field	Florence
		Number	Number	Number	Number	Number	Number	Number	Number	Number	Number	Number
1	General farms:	33	75	62	98	289	63	18	122	112	48	97
2	Full owners.....	4	12	6	30	42	13	2	23	7	9	13
3	Part owners.....	1	1						3			1
	Managers.....											
4	Tenants—											
5	Cash.....	3	1	8	101	52	14	5	35	6	5	39
6	Croppers.....		5	3	13	13	5	5	5	6	1	22
	Other.....	8	18	15	9	39	10	7	3	24	4	30
7	Cash-grain farms:											
8	Full owners.....			2		11	14	2		4		2
9	Part owners.....							1				
10	Managers.....											
11	Tenants—											
12	Cash.....					6	6					8
	Croppers.....			1		2	4	5		11		6
	Other.....					2	4	4		3		4
13	Cotton farms:											
14	Full owners.....	671	484	1,125	287	742	443	199	448	405	482	160
15	Part owners.....	123	95	214	112	227	120	40	173	41	42	24
	Managers.....	2	12	6	14	3	8	0	2	2	7	4
16	Tenants—											
17	Cash.....	47	40	146	1,730	256	317	52	162	76	61	163
18	Croppers.....	1,437	1,240	361	108	375	670	933	111	704	638	211
19	Other.....	604	698	880	293	204	747	704	138	391	604	217
20	Crop-specialty farms:											
21	Full owners.....			1	255	26	161	208	17		1	1,269
22	Part owners.....				59	2	36	38	3			157
23	Managers.....					1	6					13
24	Tenants—											
25	Cash.....			1	382	2	114	30	4		1	567
26	Croppers.....				183	3	187	359	1		1	1,064
27	Other.....			2	70	4	176	314	1		1	1,091
28	Fruit farms:											
29	Full owners.....			9								
30	Part owners.....											
31	Managers.....			3								
32	Tenants—											
33	Cash.....			3								
34	Croppers.....			3								
35	Other.....			2								
36	Truck farms:											
37	Full owners.....		2	2		1			3	41		17
38	Part owners.....			1						4		5
39	Managers.....									1		1
40	Tenants—											
41	Cash.....		1						1			10
42	Croppers.....											4
43	Other.....			3		2				4		18
44	Dairy farms:											
45	Full owners.....	19	24			2	7	6	11	22	7	12
46	Part owners.....	1	5				4	1	8	3	1	
47	Managers.....		1			1			1			4
48	Tenants—											
49	Cash.....	1	1				6	1	1	3		7
50	Croppers.....	1	1							1		
51	Other.....	1	4					1		2		3
52	Animal-specialty farms:											
53	Full owners.....		4	6	5	9			16		17	3
54	Part owners.....				1	1			2		2	1
55	Managers.....		1			2					1	1
56	Tenants—											
57	Cash.....			1	3	1			1		2	2
58	Croppers.....								1			1
59	Other.....		1			1					2	
60	Stock ranches:											
61	Full owners.....					3					2	
62	Part owners.....					5					1	
63	Managers.....					1					1	
64	Tenants—											
65	Cash.....										2	
66	Croppers.....										1	
67	Other.....											
68	Poultry farms:											
69	Full owners.....	3	3			8	5			3	4	3
70	Part owners.....											1
71	Managers.....											
72	Tenants—											
73	Cash.....	1	1							1		
74	Croppers.....											
75	Other.....	1										
76	Self-sufficing farms:											
77	Full owners.....	23	46	35	45	173	30	25	114	52	68	61
78	Part owners.....	2	1		15	33	4	1	24	3	6	1
79	Managers.....											
80	Tenants—											
81	Cash.....	2	2	6	81	42	17	5	62	19	10	39
82	Croppers.....	3	13	4	2	24	1	8	7	10	9	4
83	Other.....	3	13	8	5	24	9	6	9	25	15	7
84	Abnormal and unclassified farms:											
85	Full owners.....	47	47	47	50	183	68	18	138	62	69	58
86	Part owners.....	8	6	10	6	21	13	3	29	4		8
87	Managers.....	3	3	2	1	5	3	1	4		1	1
88	Tenants—											
89	Cash.....	11	11	12	252	33	33	22	101	25	19	111
90	Croppers.....	145	115	30	24	39	98	14	41	74	57	55
91	Other.....	60	54	28	17	72	63	22	37	73	74	52

AGRICULTURE—SOUTH CAROLINA

TENURE OF FARM OPERATOR, 1930—Continued

bottom of p. 8]

Georgetown	Greenville	Greenwood	Hampton	Horry	Jasper	Kershaw	Lancaster	Laurens	Lee	Lexington	McCormick	Marion	Marlboro	
Number	Number	Number	Number	Number	Number	Number	Number	Number	Number	Number	Number	Number	Number	
50	136	62	174	98	80	40	52	66	23	396	30	31	34	1
9	9	7	29	16	22	5	6	4	2	57	3	4	8	2
9		3	1	1		1					1			3
13	6	9	45	3	55	8	3	3	3	26	2	4	4	4
2	14	2	14	10	3	3	5	4	5	7	4	3	2	5
7	28	14	10	11	3	3	12	12	0	35	9	4	4	6
2	7	4	4	2	4			0		9	5	6	5	7
1	1	1	1		1			2		2				8
		1	2								1			9
1			4		10					1			1	10
	12	4	2	3	2			13		2	2	4	5	11
	4	2	1	3				1		1	1	4	4	12
26	1,064	510	185	31	211	793	569	715	436	645	229	121	323	13
12	323	70	30	14	64	111	82	126	168	143	36	54	96	14
5	4	4	2		2	25	7	0	18	1		1	8	15
9	111	87	218	5	109	154	45	78	295	131	48	72	113	16
7	2,196	1,344	104	26	19	635	1,034	2,237	599	423	660	230	1,923	17
10	1,634	575	68	24	7	936	618	841	874	389	436	299	675	18
101	2		17	2,010	5				8			393	10	19
7			6	396					5			50		20
3			1	2	2							1	1	21
17			11	182	7				20	2		124	3	22
18			3	1,055	1				21			453	16	23
57	2		1	901					24			538	4	24
1	13	2		20				3						25
1	2			5						1				26
2	3							2						27
								1						28
	1			4										29
	2			1				1						30
2	8	2	20	6	3		2			46				31
			4				1			8				32
	1		1											33
1			29	1	1					0				34
	1	1	3		1					5				35
	2	1	4	1						2				36
	73	22	8	0	2	7	21	25	5	24	3	7	4	37
	7	11	1		1		4	2		5			1	38
		2					1			1				39
	10	3	1	3			3	3		3		1	3	40
	8	4					2	3		1				41
	13	9					3	3		1				42
8	1		8	5	11	2		7		0		0	2	43
4	1		1	1	4	1		1		2		2		44
	1			1										45
			2	1	4	1						2	2	46
				1						1				47
1	1			1	2			1		2		2	1	48
														49
														50
														51
														52
	17	8	2			2	3	14		33	17			53
		1								2	2			54
		1												55
	3		3			1				4	3			56
		2					2	2		1	7			57
	1	1												58
119	280	33	81	97	60	64	59	42	31	252	23	29	27	59
19	28	2	17	53	14	6	2		5	36	2	3	5	60
0	20	8	70	8	39	17	3	8	13	37	9	4	9	61
2	50	13	6	36	5	10	6	7	7	20	5		7	62
19	85	8	10	27	2	13	11	12	3	34	23	2	9	63
271	95	86	52	95	46	74	43	44	37	139	35	32	44	64
20	7	4	9	12	23	1	7		3	27	3	8	4	65
18	8	7	1	2	3	4	1	3	2	2	1	2	2	66
24	35	13	76	25	79	35	5	10	48	55	8	24	17	67
3	89	80	29	32	27	58	111	94	18	124	119	24	6	68
59	110	54	23	46	6	52	58	56	19	70	80	13	16	69

COUNTY TABLE VII.—TYPE OF FARM, BY TENURE OF FARM OPERATOR, 1930—Continued

[See NOTE, bottom of p. 8]

TYPE, BY TENURE OF OPERATOR (See definitions in Introduction)		New- berry	Oconee	Orange- burg	Pickens	Rich- land	Saluda	Spartan- burg	Sumter	Union	Williams- burg	York
		Number	Number	Number	Number	Number	Number	Number	Number	Number	Number	Number
1	General farms:											
2	Full owners.....	123	136	127	97	121	175	98	87	72	116	109
3	Part owners.....	8	8	27	5	9	17	8	19	8	31	12
4	Managers.....	3	1	1		2	1	2	3	5	1	2
5	Tenants—											
6	Cash.....	4	7	26	2	15	20	2	63	1	41	4
7	Croppers.....	3	9	2	7	3	10	6	18	6	16	7
8	Other.....	10	24	4	25	8	28	12	10	12	33	18
9	Cash-grain farms:											
10	Full owners.....	11	10	15	1	6	27	2	1		3	8
11	Part owners.....	1	1	1		1		1	1		1	
12	Managers.....		1	1								1
13	Tenants—											
14	Cash.....	1	3	9	2	1	2		2		4	
15	Croppers.....	17	26	22		1	16	5			4	8
16	Other.....	4	17	3		1	9	3	1		3	4
17	Cotton farms:											
18	Full owners.....	720	881	1,383	922	409	497	1,071	491	335	395	797
19	Part owners.....	70	104	553	136	131	79	392	173	47	209	138
20	Managers.....	9	4	5	4	8	1	7	36	8	13	17
21	Tenants—											
22	Cash.....	125	47	1,347	20	614	121	62	1,236	30	552	52
23	Croppers.....	1,230	1,411	1,581	1,098	189	731	3,437	440	1,273	196	2,849
24	Other.....	562	996	1,434	879	291	629	2,334	490	415	369	1,068
25	Crop-specialty farms:											
26	Full owners.....		1	4		5			61		535	7
27	Part owners.....			3					13		173	
28	Managers.....											
29	Tenants—											
30	Cash.....		2	2		1			84		577	
31	Croppers.....			7		1			37		319	5
32	Other.....			11					32		302	4
33	Fruit farms:											
34	Full owners.....		3			6	4	11				8
35	Part owners.....					1		3				
36	Managers.....					4		4				
37	Tenants—											
38	Cash.....					1						
39	Croppers.....		1					1				
40	Other.....		1					4				
41	Truck farms:											
42	Full owners.....			20	3	7	35	6	1		16	
43	Part owners.....			3		3	6	1			4	
44	Managers.....					2					2	
45	Tenants—											
46	Cash.....			3		5	2	1	3		6	
47	Croppers.....			3		1	1	2			6	
48	Other.....			1	1	1	11	1			5	
49	Dairy farms:											
50	Full owners.....	10	10	13	28	56		47	12	23	2	27
51	Part owners.....	1	3	6	6	5		8	8	4	2	4
52	Managers.....	1		2		3		2	1			2
53	Tenants—											
54	Cash.....	3	1	2	3	13		7	7	1		3
55	Croppers.....	2	1	1	1			2	1	1		6
56	Other.....		3	1	3	2		7	1	2		4
57	Animal-specialty farms:											
58	Full owners.....		3	5	6	16	4	4	3		8	12
59	Part owners.....	4	1	2								1
60	Managers.....											1
61	Tenants—											
62	Cash.....					1	1					1
63	Croppers.....	1		1			1	1				1
64	Other.....	1	3		1	2	1					2
65	Stock ranches:											
66	Full owners.....											
67	Part owners.....											
68	Managers.....											
69	Tenants—											
70	Cash.....											
71	Poultry farms:											
72	Full owners.....	10	9	6	8	17	17	16				8
73	Part owners.....		2	1	3		1	2				2
74	Managers.....					1		1				
75	Tenants—											
76	Cash.....	3	1	3	1	2	3					
77	Croppers.....	3	1	1				1				
78	Other.....					3	1	1				4
79	Self-sufficing farms:											
80	Full owners.....	31	133	77	109	218	114	105	38	31	64	41
81	Part owners.....	3	14	15	9	23	7	5	8	2	12	1
82	Tenants—											
83	Cash.....	6	19	48	4	69	41	2	63	2	79	4
84	Croppers.....	13	45	8	26	24	27	10	3	10	11	13
85	Other.....	17	80	19	41	41	22	11	1	5	34	15
86	Abnormal and unclassified farms:											
87	Full owners.....	108	103	45	93	171	84	80	53	56	92	74
88	Part owners.....	5	7	18	10	17	7	6	20	6	33	9
89	Managers.....	3	4	3	3	9	1	3	1	4	1	6
90	Tenants—											
91	Cash.....	28	25	294	14	130	32	14	325	9	247	22
92	Croppers.....	80	103	119	117	59	134	78	33	130	44	183
93	Other.....	48	118	41	89	57	65	67	87	40	106	104

AGRICULTURE—SOUTH CAROLINA

COUNTY TABLE VIII.—SPECIFIED FARM EXPENDITURES, 1929, BY TYPE OF FARM

[See NOTE, bottom of p. 8]

ITEM AND TYPE (See definitions in Introduction)	THE STATE		ABBEVILLE		AIKEN		ALLEDALE		ANDERSON	
	Farms reporting	Expenditures	Farms reporting	Expenditures	Farms reporting	Expenditures	Farms reporting	Expenditures	Farms reporting	Expenditures
	Number	Dollars	Number	Dollars	Number	Dollars	Number	Dollars	Number	Dollars
Feed:										
All types	40,184	3,673,494	704	53,851	781	113,614	869	20,668	1,688	192,866
General	2,535	200,860	30	3,613	74	7,083	46	2,820	30	5,018
Cash-grain	73	5,275							3	840
Cotton	29,180	1,651,322	570	33,933	498	33,422	285	15,587	1,427	98,722
Crop-specialty	3,123	148,413			10	395	10	615	2	410
Fruit	40	4,701			1	10				
Truck	286	33,584			20	1,870	12	635		39
Dairy	805	995,036	12	4,287	38	50,440			47	69,004
Animal-specialty	187	23,506	1	200						1,000
Stock-ranch	4	285								
Poultry	251	176,884	8	3,200	15	6,584			9	7,332
Self-sufficing	1,882	78,761	31	2,730	56	2,285	7	303	23	1,713
Abnormal and unclassified	1,788	264,887	52	5,822	69	5,725	5	200	55	3,997
Fertilizer:										
All types	139,234	22,060,531	2,893	307,830	3,161	573,038	998	222,840	7,618	1,121,879
General	6,199	806,393	80	5,927	197	34,026	100	10,535	74	10,618
Cash-grain	514	76,449							15	3,512
Cotton	105,106	10,877,460	2,075	293,236	2,528	469,762	741	185,580	7,234	1,080,688
Crop-specialty	16,448	2,945,027			17	1,548	24	6,380	6	650
Fruit	140	30,933			4	2,580				
Truck	906	493,090			82	38,701	28	7,573	5	710
Dairy	829	172,908	11	1,553	31	0,925			43	5,059
Animal-specialty	345	53,472	4	574					4	428
Stock-ranch	16	7,570								
Poultry	272	25,015	10	774	19	1,715			15	1,418
Self-sufficing	4,513	114,960	53	1,610	133	2,385	9	223	80	2,635
Abnormal and unclassified	4,941	407,263	60	3,656	150	15,390	24	3,340	140	9,550
Labor:										
All types	49,180	9,002,864	745	72,123	1,084	272,118	410	104,799	1,700	258,340
General	3,673	691,951	44	4,972	110	22,959	70	18,780	40	5,960
Cash-grain	206	51,281							11	1,900
Cotton	31,662	5,030,183	613	57,598	739	164,129	288	126,130	1,645	228,586
Crop-specialty	3,330	1,608,480			9	1,178	20	7,460	3	420
Fruit	100	72,509			3	5,050				
Truck	664	557,663			66	30,137	18	6,773	3	325
Dairy	689	519,522	10	1,760	31	28,822			33	9,588
Animal-specialty	261	69,467	4	930					2	280
Stock-ranch	12	8,380								
Poultry	104	30,899	9	1,722	16	1,202			10	1,077
Self-sufficing	1,471	56,261	19	462	43	2,086	2	95	20	1,327
Abnormal and unclassified	2,018	400,228	46	4,640	77	16,415	12	5,525	27	3,201

ITEM AND TYPE (See definitions in Introduction)	DAMBERG		BARNWELL		BEAUFORT		BERKELEY		CALHOUN		CHARLESTON	
	Farms reporting	Expenditures	Farms reporting	Expenditures	Farms reporting	Expenditures	Farms reporting	Expenditures	Farms reporting	Expenditures	Farms reporting	Expenditures
	Number	Dollars	Number	Dollars	Number	Dollars	Number	Dollars	Number	Dollars	Number	Dollars
Feed:												
All types	411	26,771	641	47,823	327	42,700	427	36,012	384	17,890	481	63,740
General	43	1,747	16	672	117	12,855	62	4,476	6	380	90	4,634
Cash-grain	1	100					2	32	1	20		
Cotton	321	12,690	652	38,616	64	4,641	179	5,812	342	14,552	58	2,297
Crop-specialty	4	225			15	5,512	9	10,557	1	800	93	9,794
Fruit												
Truck	5	492	47	3,961	45	12,363					48	5,504
Dairy	15	10,700	8	2,937	6	3,646	1	7,000	2	900	11	20,013
Animal-specialty					5	638	16	648	2	826	8	565
Stock-ranch												
Poultry							4	645			9	13,660
Self-sufficing	6	152	7	329	46	1,632	64	1,177	5	87	87	2,833
Abnormal and unclassified	16	795	11	1,313	29	1,473	90	5,666	5	125	107	4,440
Fertilizer:												
All types	1,817	289,587	2,242	533,394	477	210,387	1,592	151,262	2,356	378,615	1,098	583,907
General	133	14,693	41	7,672	94	18,159	267	23,651	48	14,904	207	30,747
Cash-grain	13	1,121					19	3,505	39	7,374		
Cotton	1,643	247,477	2,012	442,929	45	2,720	589	53,550	2,129	343,029	110	6,867
Crop-specialty	14	2,359			62	30,898	38	42,112	12	4,813	265	420,673
Fruit												
Truck	48	11,050	160	70,347	71	101,700					108	111,037
Dairy	12	10,210	5	984	4	1,950	4	1,069	3	650	9	2,675
Animal-specialty					5	667	53	5,662	14	3,741	18	1,290
Stock-ranch							2	300				
Poultry					2	115	3	214	1	100	5	701
Self-sufficing	20	460	10	300	70	1,653	289	8,192	34	817	134	3,482
Abnormal and unclassified	34	2,186	24	2,162	124	3,025	328	13,107	78	3,187	162	7,015
Labor:												
All types	731	124,665	1,132	275,688	371	311,475	507	226,866	1,135	239,987	578	712,617
General	85	12,121	37	8,900	124	24,823	78	30,573	40	16,274	80	40,095
Cash-grain	4	618					8	3,237	24	7,542		
Cotton	561	76,129	952	203,041	30	4,923	207	46,125	1,006	202,965	43	6,466
Crop-specialty	13	2,945			54	102,211	12	53,039	8	6,560	222	472,630
Fruit												
Truck	27	7,304	119	59,173	68	161,965					62	150,444
Dairy	13	21,265	5	2,600	7	4,747	4	21,625	3	750	11	12,880
Animal-specialty					6	3,140	34	6,270	14	4,342	16	3,700
Stock-ranch							1	300				
Poultry					3	210	4	523			8	2,885
Self-sufficing	8	153	3	20	44	1,358	52	1,939	16	569	59	3,953
Abnormal and unclassified	20	1,115	16	1,964	35	8,098	107	58,835	24	1,585	72	9,064

AGRICULTURE—SOUTH CAROLINA

COUNTY TABLE VIII.—SPECIFIED FARM EXPENDI

[See NOTE,

ITEM AND TYPE (See definitions in Introduction)	CHEROKEE		CHESTER		CHESTERFIELD		CLARENDON		COLLETON		DARLINGTON	
	Farms reporting	Expenditures	Farms reporting	Expenditures	Farms reporting	Expenditures	Farms reporting	Expenditures	Farms reporting	Expenditures	Farms reporting	Expenditures
	Number	Dollars	Number	Dollars	Number	Dollars	Number	Dollars	Number	Dollars	Number	Dollars
Feed:												
All types.....	804	95,847	1,017	90,818	1,268	66,812	978	42,611	528	27,069	992	73,328
General.....	20	1,964	76	7,712	44	3,283	93	6,308	89	3,253	41	5,302
Cash-grain.....	739	58,743	845	53,207	1,174	58,008	598	26,442	362	13,618	698	37,275
Cotton.....					1	40	213	7,088	5	165	171	8,542
Crop-specialty.....					2	90						
Fruit.....			1	125					1	1,200	15	17,045
Truck.....	16	21,619	30	21,160					3	262		
Dairy.....			6	1,920			5	1,520	2	85		
Animal-specialty.....									3	4,380	3	1,420
Stock-ranch.....	4	1,225	8	2,500					30	806	10	837
Poultry.....	9	555	25	1,059	10	498	44	1,522	42	3,277	44	2,592
Self-sufficing.....	16	11,741	31	3,045	82	3,098	23	791				
Abnormal and unclassified.....												
Fertilizer:												
All types.....	2,699	449,763	2,720	361,307	3,360	879,853	3,886	489,884	2,171	225,885	3,104	777,039
General.....	47	3,707	105	12,074	92	15,163	240	39,083	304	25,214	100	53,218
Cash-grain.....					3	880			15	1,461	25	0,015
Cotton.....	2,851	436,042	2,461	335,513	3,120	844,222	2,423	292,562	1,512	157,224	2,150	563,841
Crop-specialty.....					3	825			36	23,844	655	130,960
Fruit.....					18	0,460						
Truck.....			3	395	5	1,780			2	129		
Dairy.....	17	4,292	33	0,640					2	230	15	4,285
Animal-specialty.....			5	937	0	790	8	2,186	11	899		
Stock-ranch.....									8	6,200		
Poultry.....	3	326	3	176					3	165	4	1,361
Self-sufficing.....	30	789	49	1,542	46	1,326	115	2,011	141	3,043	47	1,297
Abnormal and unclassified.....	51	4,647	61	4,031	67	8,467	167	10,142	137	7,276	108	15,072
Labor:												
All types.....	575	58,322	739	83,811	982	167,309	1,377	282,220	842	115,861	1,488	312,468
General.....	17	2,685	70	10,988	36	2,594	171	28,146	147	13,193	80	49,459
Cash-grain.....					2	1,900			2	300	15	5,708
Cotton.....	522	50,545	573	55,274	880	144,296	668	163,029	568	68,405	970	162,502
Crop-specialty.....					3	825	425	62,767	26	16,037	331	68,270
Fruit.....					13	12,875						
Truck.....			2	150	3	435			1	250		
Dairy.....	12	2,180	30	12,118					1	900	11	12,245
Animal-specialty.....			0	1,000	4	180	0	3,092	6	6		
Stock-ranch.....									5	3,650		
Poultry.....	3	263	8	325					4	1,100	4	1,180
Self-sufficing.....	11	247	23	640	0	531	49	1,415	31	778	18	360
Abnormal and unclassified.....	10	2,452	23	2,716	23	3,073	55	3,771	51	5,286	59	12,736

ITEM AND TYPE (See definitions in Introduction)	HORRY		JASPER		KERSHAW		LANCASTER		LAURENS		LEE	
	Farms reporting	Expenditures	Farms reporting	Expenditures	Farms reporting	Expenditures	Farms reporting	Expenditures	Farms reporting	Expenditures	Farms reporting	Expenditures
	Number	Dollars	Number	Dollars	Number	Dollars	Number	Dollars	Number	Dollars	Number	Dollars
Feed:												
All types.....	844	36,968	413	19,839	1,270	80,828	611	52,791	1,422	130,638	1,120	71,104
General.....	47	2,089	66	2,281	36	1,305	33	2,146	35	3,226	15	1,100
Cash-grain.....			9	1,455					3	160		
Cotton.....	16	405	226	8,868	1,146	65,540	802	35,051	1,290	70,707	1,029	63,203
Crop-specialty.....	680	23,130	4	3,100							30	1,557
Fruit.....	4	128							2	170		
Truck.....	2	28	2	300			1	20				
Dairy.....	4	7,938	1	20	8	9,960	24	12,221	28	20,682	3	2,900
Animal-specialty.....	2	225	12	1,047	1	100			4	1,090		
Stock-ranch.....												
Poultry.....					2	500	2	656	12	7,708		
Self-sufficing.....	47	1,434	48	1,293	48	1,892	28	1,187	26	1,205	17	732
Abnormal and unclassified.....	36	1,579	45	1,485	29	1,531	21	1,510	22	10,590	20	1,612
Fertilizer:												
All types.....	5,036	769,090	692	52,194	2,801	500,402	2,498	331,558	4,172	691,297	2,585	628,304
General.....	132	14,630	112	8,022	57	8,048	75	0,965	85	14,073	38	9,052
Cash-grain.....	6	475	17	4,615					21	3,048		
Cotton.....	92	9,832	388	28,124	2,559	471,228	2,261	310,402	3,890	641,084	2,843	591,018
Crop-specialty.....	4,491	717,357	14	8,579							74	13,658
Fruit.....	20	5,271							6	1,989		
Truck.....	7	1,050	5	1,390			3	790				
Dairy.....	9	845	1	70	10	3,465	28	4,762	31	8,841	1	250
Animal-specialty.....	8	810	19	2,243	3	2,150			8	2,271		
Stock-ranch.....												
Poultry.....					3	534	3	170	14	1,068		
Self-sufficing.....	157	3,617	74	1,023	83	1,938	62	1,307	56	1,614	52	1,660
Abnormal and unclassified.....	105	14,203	62	2,528	86	13,039	64	7,160	55	6,999	77	10,696
Labor:												
All types.....	3,055	257,104	456	56,982	762	188,225	659	74,549	1,011	176,399	960	221,062
General.....	84	8,735	76	6,904	20	3,568	44	3,746	55	9,061	21	5,029
Cash-grain.....	3	140	5	2,023					6	1,290		
Cotton.....	43	1,922	263	19,790	670	153,015	565	61,885	858	130,320	851	206,343
Crop-specialty.....	2,768	218,316	13	15,390							45	4,678
Fruit.....	27	5,815							5	7,337		
Truck.....	4	815	5	1,825								
Dairy.....	4	3,784	3	1,060	5	3,650	10	6,087	22	7,841	3	1,015
Animal-specialty.....	0	970	18	5,811	2	550			7	2,362		
Stock-ranch.....												
Poultry.....					1	50	1	75	12	2,320		
Self-sufficing.....	62	1,098	33	504	25	1,014	20	452	21	1,017	16	718
Abnormal and unclassified.....	64	14,609	40	3,615	30	21,278	19	2,354	25	8,821	24	3,679

AGRICULTURE—SOUTH CAROLINA

TURES, 1929, BY TYPE OF FARM—Continued

bottom of p. 8]

DILLON		DORCHESTER		EDGEFIELD		FAIRFIELD		FLORENCE		GEORGETOWN		GREENVILLE		GREENWOOD		HAMPTON		
Farms reporting	Expenditures	Farms reporting	Expenditures	Farms reporting	Expenditures	Farms reporting	Expenditures	Farms reporting	Expenditures	Farms reporting	Expenditures	Farms reporting	Expenditures	Farms reporting	Expenditures	Farms reporting	Expenditures	
Number	Dollars	Number	Dollars	Number	Dollars	Number	Dollars	Number	Dollars	Number	Dollars	Number	Dollars	Number	Dollars	Number	Dollars	
757	42,902	568	45,321	626	47,214	765	68,015	978	88,952	144	18,182	1,819	282,882	887	87,992	557	18,091	
6	683	59	3,582	64	6,981	44	5,030	58	3,069	33	2,409	108	11,288	41	3,395	73	3,431	
2	40							3	85			7	249	1	75	7	746	
520	24,471	309	11,121	482	23,651	623	32,056	162	7,780	13	1,170	1,389	72,645	740	38,092	171	5,063	
194	7,853	2	125			2	200	653	25,911	18	1,813	1	80	3		3	260	
				8	374					1	35		4	1	100			
6	7,350	17	25,454	18	12,874			7	590				3	405	3	215		
		5	391			7	3,768	20	22,861			87	153,054	38	31,031	17	1,255	
						2	200	5	1,868			2	130			1	200	
				2	1,110			3	7,302				14	10,521	10	11,069	3	1,600
11	890	50	1,330	37	1,093	35	1,250	25	1,740	25	1,207	155	8,933	16	688	60	1,695	
18	1,915	57	3,818	15	1,531	33	14,034	42	3,271	50	11,318	49	5,367	37	3,229	21	1,041	
2,984	664,437	1,360	152,927	2,465	317,502	1,841	203,392	5,070	777,574	635	93,904	0,399	766,893	2,886	252,379	1,073	189,492	
86	7,005	146	15,020	144	17,100	59	6,034	181	33,449	90	10,982	163	9,920	93	7,552	228	37,194	
9	1,830			17	1,278			10	6,061	4	342	18	1,131	12	1,385	8	958	
1,911	472,871	930	114,150	2,052	256,389	1,632	180,106	989	124,327	56	11,918	5,765	725,618	2,554	225,100	578	100,560	
941	176,711	22	4,663			2	570	3,908	570,591	279	30,726	1	30			28	10,035	
		2	135	50	20,423			37	7,422	4	337	20	3,389	2	260			
7	1,420	16	4,579	27	4,154	6	507	24	7,129	3	1,020	12	2,435	5	462	64	26,390	
		16	1,893			19	2,761	8	2,005			37	11,163	45	0,944	1	30	
						6	1,070					3	171			10	1,216	
						4	230	3	220			14	1,636	7	750		100	
42	982	96	1,277	8	2,074	07	1,694	77	2,189	82	1,914	232	5,003	57	1,321	107	2,652	
38	3,618	132	10,604	80	6,864	46	9,835	124	12,061	105	5,204	84	6,397	111	8,605	48	4,327	
1,477	182,091	757	122,170	719	116,135	624	104,155	2,452	323,183	342	48,423	1,010	179,240	679	107,949	676	201,361	
23	3,811	98	16,029	101	14,855	57	8,166	110	24,292	55	12,383	84	8,675	50	5,878	176	47,374	
7	792			4	345			0	4,750			3	155	6	850	9	3,014	
1,015	125,693	455	46,278	478	61,123	477	70,221	281	65,266	29	8,613	1,344	101,244	509	50,815	320	92,795	
383	46,704	19	4,080			2	854	1,905	175,511	119	11,640					26	15,330	
		1	100	43	27,898	0		30	3,906	3	1,200	12	10,680	1	25			
6	1,968	17	37,013	23	6,267	0	3,370	22	34,811	2	275	7	8,252	30	27,205	59	33,736	
		12	2,004			16	5,675	8	5,707	8	1,487	03	43,017	30	27,205	2	300	
						6	4,430					1	100			6	2,215	
						3	513	3	454	2	610	0	1,425	7	915	2	500	
22	723	71	1,524	30	1,124	23	950	30	1,931	34	891	57	1,462	19	780	42	1,414	
21	2,400	84	15,142	37	4,010	34	4,035	46	6,399	02	11,934	38	8,330	45	12,481	34	4,983	

LEXINGTON		M'CORMICK		MARION		MARLBORO		NEWBERRY		OCONEE		ORANGEBURG		PICKENS		RICHLAND	
Farms reporting	Expenditures	Farms reporting	Expenditures	Farms reporting	Expenditures	Farms reporting	Expenditures	Farms reporting	Expenditures	Farms reporting	Expenditures	Farms reporting	Expenditures	Farms reporting	Expenditures	Farms reporting	Expenditures
Number	Dollars	Number	Dollars	Number	Dollars	Number	Dollars	Number	Dollars	Number	Dollars	Number	Dollars	Number	Dollars	Number	Dollars
897	89,086	569	59,897	815	45,903	1,083	106,308	808	77,982	791	73,804	1,682	103,550	720	89,157	1,174	285,893
191	10,783	22	3,194	15	1,547	26	3,970	43	2,659	08	3,383	53	4,593	47	2,970	82	9,576
3	312			3	35	3	91			3	132	4	96	1	10	4	350
428	15,022	476	23,486	273	16,008	987	90,668	661	40,991	521	26,622	1,518	67,065	527	29,079	682	34,255
8	60			484	22,399	13	1,130			2	30	2	50			1	50
2	45									2	250					0	2,420
21	2,186											5	345	1	50	3	77
28	36,107	2	1,100	4	3,550	5	6,832	19	26,826	14	7,760	18	25,698	34	38,024	74	120,176
3	376			10	1,150	3	107	5	240	5	270	4	530	1	75	9	781
32	18,193	25	28,417					8	2,841	7	5,520	6	2,565	11	5,840	13	6,826
120	3,792	25	1,216	11	330	23	1,490	31	1,420	114	3,923	38	983	53	1,939	166	8,993
66	3,210	19	2,484	15	884	23	2,014	41	3,005	55	25,914	34	1,655	45	0,970	131	51,089
2,861	380,487	1,475	118,649	2,456	430,354	3,320	1,037,089	2,992	282,078	3,854	394,655	6,720	1,295,081	3,316	356,167	2,138	260,284
504	57,127	43	3,225	43	6,784	51	16,805	145	15,374	176	15,375	182	49,718	129	9,632	140	11,865
14	2,231	6	425	17	1,555	18	5,176	26	2,467	30	997	45	6,064	8	95	7	475
1,061	269,140	1,315	107,265	761	154,752	3,095	986,346	2,542	243,320	3,270	358,143	5,987	1,179,824	2,879	331,673	1,458	195,748
11	1,804			1,532	258,379	32	10,318			3	283	24	7,517			5	590
8	2,680									4	427					12	5,197
65	13,202											28	6,041	4	603	16	6,692
30	3,773	2	210	6	1,760	7	2,691	25	6,363	14	1,080	23	14,229	37	4,752	41	6,011
10	1,030			14	2,514	4	979	6	920	10	947	8	2,505	7	340	14	1,408
30	3,495	19	1,515					14	977	9	532	9	1,194	10	900	10	967
327	8,174	46	1,124	23	773	55	422	102	3,343	259	6,242	135	4,284	141	4,708	258	7,926
191	18,325	44	4,885	60	3,837	58	14,352	132	9,314	79	10,650	279	19,205	106	5,454	171	23,305
854	115,298	412	34,678	1,653	200,281	1,338	205,588	857	121,090	759	63,272	3,083	686,533	674	67,242	943	233,076
147	14,616	28	2,749	30	3,781	41	9,674	79	9,734	79	5,062	139	44,883	53	3,520	63	11,208
10	3,023	2	90	9	635	9	2,108	7	1,125	2	175	18	6,323			4	590
501	57,994	320	23,593	606	87,200	1,190	174,395	645	86,823	551	87,392	2,738	574,410	533	40,436	592	111,545
4	885			949	94,621	14	2,942					10	6,501			2	185
4	4,880									3	1,725					9	12,507
30	9,070											24	8,101	3	552	12	8,055
20	11,625	2	450	5	5,200	7	8,530	21	10,623	10	1,350	23	30,331	24	7,173	60	40,586
2	745			12	1,625	2	190	5	940	7	1,964	7	2,957	3	185	7	2,720
18	1,521	18	2,639					4	976	5	634	6	818	4	210	10	928
53	2,211	14	880	10	635	30	591	37	1,435	66	2,139	56	2,487	22	956	97	5,725
65	9,128	28	4,277	32	6,684	43	7,105	59	9,435	36	12,831	62	9,722	32	8,205	87	38,427

AGRICULTURE—SOUTH CAROLINA

COUNTY TABLE VIII.—SPECIFIED FARM EXPENDITURES, 1929, BY TYPE OF FARM—Continued

[See Note, bottom of p. 8]

ITEM AND TYPE (See definitions in Introduction)	SALUDA		SPARTANBURG		SUMTER		UNION		WILLIAMSBURG		YORK	
	Farms report- ing	Expendi- tures	Farms report- ing	Expendi- tures	Farms report- ing	Expendi- tures	Farms report- ing	Expendi- tures	Farms report- ing	Expendi- tures	Farms report- ing	Expendi- tures
	Number	Dollars	Number	Dollars	Number	Dollars	Number	Dollars	Number	Dollars	Number	Dollars
Feed:												
1 All types.....	611	35,690	2,647	237,029	1,071	92,227	769	54,379	949	33,182	1,293	129,327
2 General.....	50	6,029	52	5,507	72	7,043	55	4,381	58	2,101	70	10,013
3 Cash-grain.....	2	70	1	200	1	100			2	41	2	105
4 Cotton.....	402	16,314	2,112	140,601	835	50,075	636	33,123	330	18,112	1,104	67,229
5 Crop-specialty.....					62	2,191			460	14,331	1	10
6 Fruit.....			3	824							4	100
7 Truck.....	17	1,540	6	1,020	1	50			9	418		
8 Dairy.....			58	102,148	25	21,277	24	14,293	3	915	33	43,881
9 Animal-specialty.....	5	1,150	4	395	2	160			2	82	14	2,060
10 Stock-ranch.....			19	5,100								
11 Poultry.....	16	2,017	30	1,760	24	1,220	18	556	33	891	5	1,124
12 Self-sufficing.....	57	2,617	30	1,760	24	1,220	18	556	33	891	27	2,524
13 Abnormal and unclassified.....	32	2,704	48	10,519	43	3,211	30	2,020	46	1,231	27	2,130
Fertilizer:												
14 All types.....	2,637	311,456	8,309	1,260,446	3,558	696,145	2,347	300,281	3,986	526,465	4,404	525,942
15 General.....	240	32,016	122	14,650	203	31,735	102	11,595	198	38,408	146	17,347
16 Cash-grain.....	46	5,805	11	699	5	707			8	497	13	1,865
17 Cotton.....	2,025	230,214	7,854	1,211,237	2,786	587,803	2,097	288,006	1,540	228,430	4,048	487,229
18 Crop-specialty.....					219	85,198			1,788	224,388	9	654
19 Fruit.....	4	2,500	22	7,138							7	1,670
20 Truck.....	52	19,988	11	1,610	4	370			86	18,781		
21 Dairy.....			61	12,550	26	8,957	30	2,866	4	340	41	6,026
22 Animal-specialty.....	7	1,240	5	812	3	719			6	1,535	17	2,813
23 Stock-ranch.....												
24 Poultry.....	20	1,871	18	1,207							7	990
25 Self-sufficing.....	178	4,249	115	3,049	76	1,684	45	979	122	3,026	46	1,491
26 Abnormal and unclassified.....	106	13,483	90	6,775	284	18,977	73	5,835	275	11,060	65	5,857
Labor:												
27 All types.....	719	98,414	2,234	329,951	1,378	324,766	636	54,873	1,774	320,980	1,223	136,405
28 General.....	117	19,644	70	10,303	109	19,258	60	9,845	138	32,386	98	11,504
29 Cash-grain.....	13	1,425	4	405	1	10			3	115	6	795
30 Cotton.....	464	45,883	2,011	250,443	1,049	273,512	508	39,815	622	157,325	1,000	83,173
31 Crop-specialty.....					104	10,003			849	100,037	2	525
32 Fruit.....			14	9,015							6	700
33 Truck.....	34	19,195	5	550	4	1,180			82	21,541		
34 Dairy.....			41	43,352	26	10,942	22	2,650	4	725	31	31,852
35 Animal-specialty.....	6	1,700	2	210	3	860			6	1,490	15	2,545
36 Stock-ranch.....												
37 Poultry.....	8	1,180	15	3,550							5	375
38 Self-sufficing.....	45	1,842	36	1,274	17	786	26	876	34	1,416	16	568
39 Abnormal and unclassified.....	32	5,455	36	10,238	65	7,315	20	2,187	86	5,955	44	4,388