

COLORADO

179

AGRICULTURE—COLORADO

181

COUNTY TABLE I.—FARMS AND FARM ACREAGE, 1930 AND 1929, BY TYPE OF FARM

[See NOTE, bottom of p. 8]

ITEM AND TYPE OF FARM (See definitions in Introduction)		THE STATE	Adams	Alamosa	Arapahoe	Archuleta	Baca	Bent	Boulder	Chaffee	Cheyenne
FARMS, BY TYPE, 1930											
	<i>Number</i>	<i>Number</i>	<i>Number</i>	<i>Number</i>	<i>Number</i>	<i>Number</i>	<i>Number</i>	<i>Number</i>	<i>Number</i>	<i>Number</i>	<i>Number</i>
1	All types.....	59,966	1,912	581	1,225	389	1,750	832	1,473	807	625
2	General.....	8,541	181	37	137	52	245	132	236	84	126
3	Cash-grain.....	8,933	342	9	221	19	500	91	157	157	224
4	Crop-specialty.....	13,696	442	294	180	38	421	104	282	44	7
5	Fruit.....	1,779	6		9				48		
6	Truck.....	2,194	338	3	54			31	23	30	
7	Dairy.....	3,540	156	32	150	20	34	36	202	21	31
8	Animal-specialty.....	5,239	48	84	41	9	91	138	85	25	86
9	Stock-ranch.....	4,836	19	32	18	110	107	78	25	28	84
10	Poultry.....	1,629	122	2	175	13	16	19	118	6	12
11	Self-sufficing.....	1,657	23	8	17	53	32	20	28	23	5
12	Abnormal.....	4,064	112	44	154	60	40	28	104	35	29
13	Institution or country estate.....	54	1					1	1		
14	Part-time.....	3,645	93	43	148	57	36	22	143	28	24
15	Boarding and lodging.....	101		2					11	2	
16	Forest-product.....	93				3			7		
17	Horse farm, feed lot, or livestock dealer.....	271	18	1	4		4	6	3	3	5
18	Unclassified.....	3,758	118	36	110	15	264	115	105	9	21
FARM LAND, BY TYPE											
All land in farms, 1930:											
	<i>Acres</i>	<i>Acres</i>	<i>Acres</i>	<i>Acres</i>	<i>Acres</i>	<i>Acres</i>	<i>Acres</i>	<i>Acres</i>	<i>Acres</i>	<i>Acres</i>	<i>Acres</i>
19	All types.....	28,876,171	557,561	225,192	459,673	169,449	1,128,576	640,938	203,313	74,023	494,428
20	General.....	2,671,450	60,152	7,921	52,905	13,556	125,321	55,203	27,400	18,910	63,070
21	Cash-grain.....	5,066,292	224,916	2,076	139,908	4,084	345,878	44,003	33,004	33,004	165,622
22	Crop-specialty.....	3,910,354	103,793	87,554	52,217	17,138	222,813	49,380	41,313	11,343	3,355
23	Fruit.....	75,966	194		101				797		
24	Truck.....	147,702	8,307	873	1,099			4,109	1,146	4,047	
25	Dairy.....	1,209,519	39,502	8,940	43,408	5,596	17,487	21,253	26,373	4,373	15,137
26	Animal-specialty.....	2,631,207	23,170	0,388	25,848	1,730	63,004	47,219	18,846	5,357	51,744
27	Stock-ranch.....	10,487,301	63,770	06,462	120,827	97,010	206,366	261,559	29,167	20,085	172,400
28	Poultry.....	126,680	3,409		3,537	2,502	8,227	4,523	2,378	211	4,059
29	Self-sufficing.....	301,627	2,415	982	484	8,349	7,424	5,852	2,137	3,244	1,570
30	Abnormal.....	735,725	2,978	2,955	4,818	10,777	11,771	9,151	8,234	2,647	7,810
31	Institution or country estate.....	44,605									
32	Part-time.....	435,689	2,193	2,955	3,468	9,070	10,273	8,264	2,544	1,745	5,844
33	Boarding and lodging.....	34,411							5,031		
34	Forest-product.....	131,964				1,707					
35	Horse farm, feed lot, or livestock dealer.....	94,056	778		1,350		1,498	887	659	902	1,972
36	Unclassified.....	1,309,348	14,957	7,541	14,343	2,700	122,405	38,596	12,348	3,806	9,055
Average acres per farm, 1930:											
37	All types.....	482	292	424	375	420	644	613	138	241	791
38	General.....	343	365	214	387	201	512	419	116	225	501
39	Cash-grain.....	567	558	231	633	215	692	484	211	147	730
40	Crop-specialty.....	286	246	298	402	451	529	255	147	268	479
41	Fruit.....	43	32		11				17		
42	Truck.....	68	25	291	20			133	50	135	
43	Dairy.....	342	253	279	273	280	514	590	131	208	488
44	Animal-specialty.....	478	462	291	630	192	702	342	222	214	602
45	Stock-ranch.....	2,189	3,356	3,014	0,713	882	1,929	3,353	1,160	717	2,052
46	Poultry.....	78	28		20	192	202	238	20	35	388
47	Self-sufficing.....	179	80	123	23	153	232	293	70	141	314
48	Abnormal.....	186	27	69	32	180	294	339	51	85	270
Crop land harvested, 1929:											
49	All types.....	6,750,398	220,918	59,478	154,387	21,418	276,792	87,492	84,531	19,004	128,309
50	General.....	825,928	26,025	1,998	20,510	2,451	30,291	11,714	13,416	5,880	22,006
51	Cash-grain.....	2,330,005	101,381	837	76,035	972	133,392	14,734	17,814	17,814	60,936
52	Crop-specialty.....	1,580,665	55,455	37,714	23,325	2,900	76,610	23,517	26,230	3,599	1,364
53	Fruit.....	34,633	137		73				332		
54	Truck.....	65,486	5,522	332	857			3,157	813	898	
55	Dairy.....	241,904	13,053	2,705	15,324	1,392	2,598	2,183	8,870	1,139	4,160
56	Animal-specialty.....	793,309	9,238	3,016	7,458	246	15,397	10,441	9,893	2,560	18,031
57	Stock-ranch.....	622,705	4,349	12,146	5,110	11,094	7,791	3,016	1,898	3,524	11,581
58	Poultry.....	31,023	1,379		1,323	544	524	922	915	32	1,105
59	Self-sufficing.....	31,794	693	44	242	1,069	481	1,114	392	279	249
60	Abnormal.....	81,023	908	479	1,678	636	1,452	739	1,188	334	2,302
61	Institution or country estate.....	7,062									
62	Part-time.....	48,785	761	479	1,263	620	1,015	527	869	280	1,492
63	Boarding and lodging.....	1,755							76		
64	Forest-product.....	2,897				16					
65	Horse farm, feed lot, or livestock dealer.....	20,529	147		416		437	212	243	54	810
66	Unclassified.....	106,418	2,768	207	1,922	112	7,777	6,355	2,710	764	520
Plowable pasture, 1929:											
67	All types.....	4,214,777	95,173	14,398	149,846	8,940	510,423	66,160	13,847	2,241	159,170
68	General.....	622,313	13,294	593	22,852	361	32,907	10,698	1,799	464	22,706
69	Cash-grain.....	908,577	31,491	60	38,946	81	144,673	8,795	1,817	1,817	48,069
70	Crop-specialty.....	549,920	15,046	8,198	19,663	620	103,618	4,031	1,751	308	135
71	Fruit.....	2,270	2						140		
72	Truck.....	4,334	109		45			144	55	75	
73	Dairy.....	223,717	11,527	1,359	18,332	80	10,570	2,962	2,026	72	5,367
74	Animal-specialty.....	450,591	9,653	809	11,793	557	30,291	5,013	1,648	44	21,637
75	Stock-ranch.....	1,017,195	9,310	2,063	27,457	4,004	85,084	25,313	3,017	930	52,407
76	Poultry.....	28,363	381		608	2	1,219	1,320	385	1	1,540
77	Self-sufficing.....	35,312	1,767	355	5	593	7,220	1,279	125	176	1,383
78	Abnormal.....	89,772	86	367	1,748	307	7,113	1,750	174	169	2,158
79	Unclassified.....	253,613	2,428	584	8,557	834	62,228	6,353	1,028	2	3,923
Other pasture (excl. woodland), 1929:											
80	All types.....	13,712,856	129,059	135,703	118,481	23,754	188,030	365,879	57,394	25,443	149,130
81	General.....	1,033,543	16,238	3,468	5,733	2,582	15,707	20,975	5,054	6,570	10,133
82	Cash-grain.....	959,713	32,568	1,055	8,274	794	18,095	18,435	6,112	6,112	22,312
83	Crop-specialty.....	1,112,017	19,085	32,707	4,562	558	18,739	18,951	5,867	4,004	1,550
84	Fruit.....	9,285	42						72		
85	Truck.....	43,794	626	480	13			401	124	1,972	
86	Dairy.....	540,734	8,133	4,445	5,495	923	1,432	15,496	10,727	2,132	3,011
87	Animal-specialty.....	909,597	5,110	5,365	3,377	371	10,670	22,112	3,953	1,075	5,023
88	Stock-ranch.....	7,925,795	42,965	80,169	86,751	14,557	100,918	230,344	16,563	6,553	101,529
89	Poultry.....	44,214	726		354	525	1,030	2,043	689	2	1,325
90	Self-sufficing.....	147,914	267	536	69	1,352	2,271	2,931	641	929	86
91	Abnormal.....	326,395	1,022	1,749	304	1,957	1,293	6,177	1,252	1,037	1,938
92	Unclassified.....	662,855	2,337	5,779	1,540	155	17,822	21,714	5,740	473	2,124

[See Note,

ITEM AND TYPE OF FARM (See definitions in Introduction)	Clear Creek	Conejos	Costilla	Crowley	Custer	Delta	Denver	Dolores	Douglas	Eagle	Elbert
FARMS, BY TYPE, 1930											
All types.....	Number 34	Number 1,467	Number 648	Number 628	Number 408	Number 1,744	Number 267	Number 194	Number 458	Number 374	Number 1,241
General.....	2	143	102	83	41	378	2	20	41	69	246
Cash-grain.....	4	80	7	2	2	37	5	25	30	7	178
Crop-specialty.....	4	449	101	294	127	284	5	32	20	118	372
Fruit.....				6	12	49					
Truck.....		40	132	65	60	102				19	100
Dairy.....	3	61	2	15	20	109	20	1	178	18	18
Animal-specialty.....		94	90	18	23	166		16	42	15	171
Stock-ranch.....	3	270	19	49	59	31		12	60	83	84
Poultry.....	4	12		17		55		34		2	10
Self-sufficing.....	4	55	48	4	16	47		23	11	9	17
Abnormal.....	14	161	44	30	35	135		14	26	19	24
Institution or country estate.....	3				1	4			3		
Part-time.....	7	146	43	23	25	131		17	17	17	19
Boarding and lodging.....	3									1	
Forest-product.....	1				5					3	
Horse farm, feed lot, or livestock dealer.....	1	4	1	7	1	3			1		2
Unclassified.....	3	97	43	57	62	47		74		25	39
FARM LAND, BY TYPE											
All land in farms, 1930:	Acres 14,454	Acres 252,552	Acres 349,527	Acres 323,113	Acres 260,189	Acres 187,955	Acres 3,789	Acres 71,455	Acres 347,233	Acres 170,818	Acres 968,899
All types.....	14,454	252,552	349,527	323,113	260,189	187,955	3,789	71,455	347,233	170,818	968,899
General.....	14,367	14,367	11,300	22,281	20,923	33,308		9,639	18,427	18,571	130,136
Cash-grain.....	9,419	9,419	744			3,756		16,803	15,302	2,151	127,409
Crop-specialty.....	966	75,083	20,978	76,084	64,406	37,992	310	11,252	8,823	38,885	182,329
Fruit.....				374		27,129					
Truck.....		4,895	9,210	5,921	3,997	2,980	510			3,881	
Dairy.....	401	4,323		5,885	21,906	12,908	1,062		110,979	8,710	61,853
Animal-specialty.....		17,064	11,212	5,414	9,820	28,229		4,928	23,932	3,106	187,937
Stock-ranch.....	6,213	91,513	281,813	170,655	100,407	22,000		4,064	127,826	76,641	267,857
Poultry.....		867		3,617		3,365	134		4,214		1,393
Self-sufficing.....	474	3,695	1,212	1,059	2,970	3,453		7,227	1,895	2,324	3,523
Abnormal.....	4,393	8,374	1,239	3,900	9,578	5,919	609	4,376	20,468	3,044	8,994
Institution or country estate.....	762						324		25,810		
Part-time.....	496	7,771	1,230	3,223	7,378	5,472	285	4,376	2,119	3,044	5,324
Boarding and lodging.....	3,135				427						
Forest-product.....					1,773						
Horse farm, feed lot, or livestock dealer.....		608		732		447			1,530		3,670
Unclassified.....	2,007	22,952	5,753	32,862	26,762	6,926	1,164	13,168	6,417	13,213	16,468
Average acres per farm, 1930:	425	172	539	524	641	108	15	368	793	456	779
All types.....	425	172	539	524	641	108	15	368	793	456	779
General.....	100	100	111	208	610	89		371	449	315	500
Cash-grain.....	242	118	106	250	607	102	62	672	510	307	716
Crop-specialty.....	106	167	108	250	607	150	62	352	441	330	490
Fruit.....				62		63					
Truck.....		106	70	108	283	60	5			204	
Dairy.....	134	71		392	755	118	53		631	484	610
Animal-specialty.....		132	125	338	427	170		308	570	213	924
Stock-ranch.....	2,071	328	14,832	3,483	1,702	710		339	1,853	923	3,180
Poultry.....		72		213		61	4		361		130
Self-sufficing.....	119	67	25	265	186	73		314	172	268	207
Abnormal.....	338	56	29	132	282	44	20	313	1,281	170	406
Crop land harvested, 1929:	884	93,448	33,279	49,126	25,269	60,218	1,567	9,310	51,607	39,706	200,154
All types.....	884	93,448	33,279	49,126	25,269	60,218	1,567	9,310	51,607	39,706	200,154
General.....		7,049	4,893	6,237	2,288	12,712		1,386	4,396	3,280	36,676
Cash-grain.....		5,678	567			1,485		3,616	5,059	351	42,443
Crop-specialty.....	70	40,275	13,907	32,095	8,335	14,352	244	2,048	2,309	12,478	59,065
Fruit.....				331		12,270					
Truck.....		3,045	4,479	3,946	705	1,679	422			759	
Dairy.....	50	2,036		525	2,782	3,776	528		19,345	711	10,156
Animal-specialty.....		8,198	4,433	1,295	2,364	9,637		819	4,948	946	33,693
Stock-ranch.....	196	22,968	3,906	2,937	7,297	1,599		210	6,631	10,053	13,972
Poultry.....		470		254		849	46		378		365
Self-sufficing.....	54	847	100	178		335		677	284	169	477
Abnormal.....	416	1,881	439	611	279	1,155	324	201	4,379	255	1,751
Institution or country estate.....	70						110		3,897		
Part-time.....	191	1,436	439	197	215	1,123	205	201	411	255	1,441
Boarding and lodging.....	154				34						
Forest-product.....					30						
Horse farm, feed lot, or livestock dealer.....		445		414		32			71		310
Unclassified.....	93	995	300	1,765	986	360	293	353	878	704	1,740
Flowable pasture, 1929:	203	18,938	5,311	40,229	21,245	6,807	361	1,446	41,944	3,327	175,714
All types.....	203	18,938	5,311	40,229	21,245	6,807	361	1,446	41,944	3,327	175,714
General.....		1,364	605	3,074	2,042	1,205		285	1,941	587	18,047
Cash-grain.....		1,478	10			543		125	1,267	58	15,536
Crop-specialty.....		4,667	1,842	363	7,857	742	45	101	300	439	26,063
Fruit.....				331		12,270					
Truck.....		479	385	163	63	353				30	
Dairy.....		763		1,052	1,034	63	231		11,170	16	12,482
Animal-specialty.....		2,209	810	430	1,378	1,677		470	1,766		29,630
Stock-ranch.....	80	4,562	1,533	29,019	6,457	1,060		28	16,160	785	68,356
Poultry.....		299		667		62	3		82		285
Self-sufficing.....		58	28	114	12	114		82	215		308
Abnormal.....	78	1,378	36	1,555	1,060	59	37	276	8,673	317	1,617
Unclassified.....	45	1,209	62	2,788	1,312	297	16	79	420	1,066	2,580
Other pasture (excl. woodland), 1929:	1,330	99,144	177,013	320,118	155,878	50,903	248	25,710	218,667	111,294	489,445
All types.....	1,330	99,144	177,013	320,118	155,878	50,903	248	25,710	218,667	111,294	489,445
General.....		3,091	3,094	11,639	10,418	7,172		3,236	9,385	9,282	68,186
Cash-grain.....		819	42			890		3,765	9,015	1,638	50,705
Crop-specialty.....		19,482	6,022	35,149	30,578	6,687		3,346	5,823	18,737	75,973
Fruit.....				20		3,823					
Truck.....		590	1,078	655	1,785	549				1,173	
Dairy.....		706		3,134	12,664	3,513	28		69,445	6,954	27,945
Animal-specialty.....		3,879	2,194	3,367	4,154	5,356		2,768	14,867	1,373	74,437
Stock-ranch.....	152	48,721	161,418	136,996	72,603	14,284		3,448	89,754	60,643	170,701
Poultry.....		2		2,324		841		7	3,343		431
Self-sufficing.....	85	989	97	628	1,407	1,775		3,568	1,159	1,771	2,188
Abnormal.....	938	4,357	277	1,580	5,684	2,682	18	1,946	14,562	1,575	4,714
Unclassified.....	155	16,502	1,611	24,621	16,635	3,922	200	3,633	2,814	8,148	7,025

1 Includes statistics for 2 farms reported for San Juan, to avoid disclosure of individual operations.

AGRICULTURE—COLORADO

1930 AND 1929, BY TYPE OF FARM—Continued

bottom of p. 8j

El Paso	Fremont	Garfield	Gilpin	Grand	Gunnison	Hinsdale	Huerfano	Jackson	Jefferson	Kiowa	Kit Carson	Lake	La Plata	Larimer	Las Animas	
Number 1,483	Number 1,270	Number 1,016	Number 34	Number 229	Number 370	Number 44	Number 760	Number 203	Number 1,817	Number 579	Number 1,830	Number 44	Number 1,161	Number 1,838	Number 1,768	1
305	147	145	5	21	26	1	93	6	190	141	299	3	342	1,223	1,227	2
37	74	24			1		18		91	178			116	123	54	3
457	75	814	7	37	65	3	103	50	65	7	14	9	98	470	377	4
20	102	44							157				6	146		5
165	63	48		19		1	8		203				117	18	24	6
125	63	48	4	22	23	2	40	6	215	33	56	12	117	140	92	7
98	47	55		14	1		109		32	103	321		83	233	10	8
71	67	185	5	83	185	28	158	100	50	40	24	6	116	136	340	9
31	94	15			2		75		210	7	12		24	73	21	10
84	59	45	3	7	12		11		68	15	20		102	35	190	11
10	270	81	6	21	45	6	90	22	375	21	54	3	95	132	232	12
65	265	71	5	14	37	4	87	18	6				2	5		13
2	1	6	1	3	6	1		4	348	15	37	3	85	80	200	14
7	4	1		3	2				8				4	9	1	15
75	125	60	4	5	10	4	55	4	10	6	17		4	27	7	17
									161	34	64	0	02	109	182	18
Acres 1,071,111	Acres 866,717	Acres 261,791	Acres 14,374	Acres 212,341	Acres 215,849	Acres 18,142	Acres 495,851	Acres 321,277	Acres 259,690	Acres 481,829	Acres 969,104	Acres 20,681	Acres 369,127	Acres 698,304	Acres 1,027,923	10
106,120	19,594	8,727	1,695	13,195	11,902		30,755	5,719	27,414	71,148	155,347	774	81,500	43,482	115,316	20
17,846	690	8,727					8,276		20,389	119,761	480,939		20,866	51,250	30,764	21
253,138	29,437	62,570	3,675	18,430	20,169	933	43,892	97,356	16,531	4,420	6,130	7,298	20,402	77,075	162,800	22
2,094	1,901	903		7,038			3,571		2,546				6,099	6,099	23	
90,713	10,570	8,566	2,287	18,452	0,448		22,289	0,059	8,817	17,103	21,522	4,600	25,827	27,396	832	24
81,128	10,958	12,071		7,033			46,498		43,572	64,049	210,988	840	23,835	47,956	57,375	25
388,114	207,828	109,451	3,500	132,335	147,358	14,528	278,219	197,599	84,577	104,532	49,516	3,482	119,069	387,042	1,287,150	26
6,241	1,437	680					3,011		9,790	1,789	3,397		4,837	3,051	3,064	27
6,739	7,864	6,552	1,040	2,000	3,453		12,941		3,141	4,070	4,013		14,779	5,041	38,020	28
22,551	23,439	10,736	854	7,878	14,114	780	20,444	12,094	24,321	10,522	16,820	1,110	15,102	26,008	152,762	29
8,708	2,142								3,397					3,453		30
8,296	18,012	9,982	854	5,254	12,474	780	10,444	9,851	10,955	4,422	5,270	1,110	11,573	9,289	33,026	31
	2,561	774		1,116	1,640			2,243	4,542				3,120	4,294		32
	724			1,508					5,364					3,544	100,016	34
5,547									63	6,100	11,650			4,783	12,220	35
37,427	48,981	7,697	1,323	4,670	6,410	1,851	25,955	2,450	12,945	63,785	10,832	2,071	25,591	22,821	74,189	36
732	289	248	423	927	583	412	659	1,583	148	798	585	470	309	380	1,097	37
545	133	149	339	628	458		331	953	144	505	520	268	238	105	608	38
482	49	364					400		224	673	628		232	417	570	39
554	392	199	525	498	403	328	426	1,650	264	631	438	811	208	104	432	40
	20	50							16				105	40		41
105	19	100		402			446		43				23	23	35	42
550	168	178	572	830	280		557	1,010	203	520	384	370	221	196	624	43
640	233	219		500			427		306	622	657	108	287	206	265	44
4,173	3,102	592	700	1,594	797	519	1,701	1,864	1,092	2,613	2,003	580	1,032	2,840	3,780	45
74	15	46					201		15	256			202	42	140	46
217	133	140	347	380	288		182		83	311	231		145	144	200	47
275	84	139	171	394	328	195	227	550	65	601	311	370	183	107	601	48
172,117	23,888	61,116	1,287	28,892	46,100	3,564	38,524	89,876	64,328	90,329	348,842	5,162	57,100	148,159	96,633	49
35,890	3,301	6,896	140	1,510	2,170		4,050	1,320	6,330	18,023	51,346	49	18,550	13,329	10,271	50
5,589	491	1,508					1,912		10,917	43,516	207,707		9,756	20,767	8,404	51
75,391	3,137	23,653	287	3,359	9,026	330	7,500	31,186	4,572	1,595	2,893	2,615	5,226	44,971	39,882	52
	2,815	821							1,700				207	3,502		53
785	1,095	186	1,247				255		12,095	3,788	6,200	490	4,802	217	262	54
14,592	1,656	2,070	248	2,025	1,306		2,868	780	12,095	3,788	6,200	490	4,802	5,971	3,739	55
16,430	2,040	4,816		1,227			9,390		3,247	15,633	67,400	248	6,152	31,457	1,637	56
14,214	4,958	18,515	353	16,968	31,306	2,837	10,701	59,127	5,387	4,247	4,402	1,325	7,400	10,739	16,367	57
1,130	549	181					255		1,504	330	1,005		1,005	986	581	58
994	569	524	55	186	322		1,367		497	594	995		1,839	436	3,028	59
2,782	2,753	666	110	828	788	145	1,832	513	3,074	1,415	4,028	45	1,868	4,280	5,344	60
425	1,068								1,801	870	1,373	45	1,192	601		61
1,367	1,655	583	116	488	624	145	1,060	443	1,801	870	1,373	45	1,192	726	2,025	62
		83		190	164		269	70	99					372		63
	10			150					30					128	2,274	64
990	20						103		545		2,055		175	2,450	145	65
1,311	524	1,282	138	733	1,122	252	1,428		1,677	1,193	3,207	390	745	5,408	2,228	66
335,172	18,336	8,589	1,879	4,132	10,404	2,195	45,239	4,030	18,298	182,687	237,937	1,959	19,092	19,993	274,128	67
56,084	1,703	696	10	110	70		4,738		1,744	35,418	40,143	240	6,998	1,435	30,005	68
3,443	10	628					1,519		1,969	46,614	105,335		1,681	2,015	12,629	69
73,334	1,654	2,648	1,520	212	1,630		5,057	450	1,413	2,082	1,660	410	1,519	4,368	42,524	70
	290	11							162				73	227		71
47	12	163		203			175		590					10	35	72
21,594	482	280	332	735	340		4,956	450	4,126	8,331	7,700		1,870	1,025	16,008	73
31,098	283	410		140			2,330		1,349	35,048	60,463	387	2,420	1,224	1,149	74
126,325	4,751	2,970		2,612	5,412	1,628	13,226	3,100	4,980	30,442	7,804	766	1,949	5,918	144,700	75
2,400	19	55					679		156	544	1,061		259	374	737	76
953	814	144		40	355		286		286	1,073	1,529		1,291	218	5,154	77
4,200																

[See Note.]

ITEM AND TYPE OF FARM (See definitions in Introduction)		Lincoln	Logan	Mesa	Mineral	Moffat	Monte- zuma	Moutrose	Morgan	Otero	Ouray	Park
FARMS, BY TYPE, 1930												
All types.....		Number 1,232	Number 1,845	Number 2,686	Number 50	Number 797	Number 978	Number 1,318	Number 1,569	Number 1,298	Number 178	Number 384
1	General.....	314	243	399		124	255	295	187	108	46	24
2	Cash-grain.....	359	729	46		126	97	45	335	12		
3	Crop-specialty.....	143	429	479		62	160	461	480	493	28	113
4	Fruit.....			654			39	21				
5	Truck.....			58			1	68				
6	Dairy.....	57	30	160		34	46	65	44			
7	Animal-specialty.....	170	222	127		68	66	95	330	67	15	9
8	Stock-ranch.....	53	46	100	22	152	148	123	36	55	56	106
9	Poultry.....	13	17	62		5	8	30	18			
10	Self-sufficing.....	13	21	84	5	84	32	23	14	15	10	28
11	Abnormal.....	27	57	226	23	70	50	67	42	78	9	51
12	Institution or country estate.....			2					1			
13	Part-time.....	23	35	213	13	66	46	57	29	59	7	43
14	Boarding and lodging.....	1	2		10			4		2		4
15	Forest-product.....			1				1				3
16	Horse farm, feed lot, or livestock dealer.....	3	20	10			4	2	12	17		1
17	Unclassified.....	53	51	109		82	78	85	82	85	4	63
FARM LAND, BY TYPE												
All land in farms, 1930:		Acres 1,195,717	Acres 961,377	Acres 345,098	Acres 25,511	Acres 642,257	Acres 285,730	Acres 231,055	Acres 632,615	Acres 487,846	Acres 109,825	Acres 535,328
19	General.....	188,024	101,270	33,063		72,179	47,410	28,079	76,819	34,310	12,800	8,401
20	Cash-grain.....	260,275	307,401	8,231		72,129	31,192	4,746	196,907	2,789	1,021	
21	Crop-specialty.....	83,853	106,644	59,865		38,128	43,160	59,093	108,257	70,410	13,105	72,865
22	Fruit.....			25,527			4,129	1,330		121		
23	Truck.....			1,624				4,019		19,862		
24	Dairy.....	32,430	10,300	14,919		21,011	8,956	10,797	18,103	28,436	3,843	5,083
25	Animal-specialty.....	129,733	138,025	21,458		31,145	11,057	14,733	115,999	15,851	1,378	
26	Stock-ranch.....	421,909	176,870	145,597	10,757	300,909	114,307	94,003	82,867	205,968	65,309	375,308
27	Poultry.....	3,851	3,849	2,304		2,005	1,104	2,473	4,395	2,092		
28	Self-sufficing.....	2,363	3,972	4,774	833	36,369	4,352	1,291	1,502	1,830	574	9,950
29	Abnormal.....	14,550	8,706	13,300	7,921	30,249	7,712	5,845	4,794	5,763	601	23,056
30	Institution or country estate.....											
31	Part-time.....	10,010	3,231	12,139	2,304	20,540	7,712	5,195	2,341	5,052	601	17,000
32	Boarding and lodging.....				5,617			187				686
33	Forest-product.....											4,680
34	Horse farm, feed lot, or livestock dealer.....	4,540	5,475	1,681		3,709		403	2,453	711		
35	Unclassified.....	52,130	14,322	13,436		38,073	12,351	4,656	22,972	19,414	1,074	40,473
36	Average acres per farm, 1930:											
37	All types.....	971	521	129	510	806	292	175	403	390	587	1,380
38	General.....	599	417	85		582	185	90	411	204	280	350
39	Cash-grain.....	742	545	179		572	322	105	580	232	232	
40	Crop-specialty.....	586	249	125		615	270	128	226	103	504	645
41	Fruit.....			30				63		17		
42	Truck.....			28				59		74		
43	Dairy.....	570	343	99		618	105	106	411	445	256	631
44	Animal-specialty.....	703	622	169		537	170	155	262	237	276	
45	Stock-ranch.....	5,033	3,845	910	762	1,980	733	704	2,302	4,586	1,176	3,541
46	Poultry.....	296	226	30		413	138	82	244	68		
47	Self-sufficing.....	219	189	57	167	438	136	56	107	125	57	355
48	Abnormal.....	560	153	62	344	432	108	89	117	76	86	461
49	Crop land harvested, 1929:											
50	All types.....	266,824	371,372	77,639	2,995	50,992	48,116	67,013	235,876	73,665	14,401	45,577
51	General.....	52,847	32,512	12,353		8,096	12,196	11,919	24,973	7,980	2,983	1,039
52	Cash-grain.....	126,624	212,327	2,247		12,808	8,622	2,101	94,105	916	585	
53	Crop-specialty.....	32,156	58,657	23,561		6,770	11,826	23,956	54,979	34,929	3,139	11,371
54	Fruit.....			10,260				1,732		721		
55	Truck.....			1,076				2,151		13,439		
56	Dairy.....	6,907	2,293	5,429		2,036	1,413	3,271	4,947	2,443	570	534
57	Animal-specialty.....	32,648	48,014	7,372		5,613	3,444	5,959	45,403	7,053	553	
58	Stock-ranch.....	9,965	9,917	7,603	2,381	12,023	7,189	9,440	3,340	3,053	6,246	29,078
59	Poultry.....	1,970	1,104	1,294		95	341	688	754	505		
60	Self-sufficing.....	827	898	750	143	1,522	398	203	162	126	175	378
61	Abnormal.....	1,556	3,791	2,237	371	1,162	654	972	1,320	764	133	788
62	Institution or country estate.....											
63	Part-time.....	1,161	942	1,326	217	983	654	723	714	340	133	685
64	Boarding and lodging.....				154			32				58
65	Forest-product.....											45
66	Horse farm, feed lot, or livestock dealer.....	395	2,319	461		174		217	606	424		
67	Unclassified.....	1,524	1,919	2,397		1,721	301	637	5,393	2,400	17	389
68	Plowable pasture, 1929:											
69	All types.....	351,481	61,094	11,840	5,961	24,717	14,284	7,614	77,890	12,091	1,709	19,472
70	General.....	66,492	10,034	2,306		3,447	2,432	1,345	11,830	2,987	765	373
71	Cash-grain.....	66,707	42,330	2,247		5,804	643	131	25,293	160	20	
72	Crop-specialty.....	33,164	6,266	1,012		844	2,009	1,142	11,846	2,846	133	6,207
73	Fruit.....			527				452				
74	Truck.....			22				6				
75	Dairy.....	10,323	1,350	631		243	373	2,306	2,606	817	65	1,040
76	Animal-specialty.....	36,527	9,214	801		3,535	1,268	1,045	10,613	601	60	
77	Stock-ranch.....	123,992	6,778	4,387	4,812	4,101	6,040	3,229	3,179	803	575	5,122
78	Poultry.....	325	399	47		5	75	77	321	433		
79	Self-sufficing.....	1,250	1,110	118		118	173	90	1,071	77	38	674
80	Abnormal.....	6,556	2,072	605	1,031	1,313	388	19	728	527	3	1,008
81	Unclassified.....	5,936	1,481	226		3,931	442	85	3,890	224		3,763
82	Other pasture (excluding woodland), 1929:											
83	All types.....	460,385	367,455	179,490	12,549	521,428	109,133	93,538	259,048	342,664	63,854	399,228
84	General.....	40,271	40,496	18,013		55,162	8,943	3,032	33,769	18,269	5,518	3,106
85	Cash-grain.....	21,020	70,045	3,521		46,818	7,777	650	60,563	1,351	263	
86	Crop-specialty.....	6,812	23,961	16,305		26,070	10,963	7,070	28,971	19,720	4,976	31,815
87	Fruit.....			1,176				267		43		
88	Truck.....			113				691		1,988		
89	Dairy.....	10,719	5,616	5,100		17,693	3,916	2,545	8,589	22,254	2,117	3,335
90	Animal-specialty.....	45,665	60,379	9,596		19,153	1,867	2,135	41,082	5,970	431	
91	Stock-ranch.....	281,990	156,742	110,817	7,722	273,553	71,930	70,442	70,223	251,361	49,465	309,799
92	Poultry.....	664	1,000	560		857	135	475	2,462	1,849		
93	Self-sufficing.....	601	365	2,037	305	20,548	1,129	302	160	1,395	227	5,264
94	Abnormal.....	4,809	1,410	7,194	4,432	23,351	1,219	3,241	2,229	3,644	322	11,418
95	Unclassified.....	38,925	5,781	4,459		28,709	999	1,879	10,400	15,010	535	28,491

1 Statistics for 2 farms included with data for La Plata, to avoid disclosure of individual operations.

AGRICULTURE—COLORADO

COUNTY TABLE II.—VALUE OF SPECIFIED FARM

[See NOTE.]

ITEM AND TYPE OF FARM (See definitions in Introduction)		THE STATE	Adams	Alamosa	Arapahoe	Archuleta	Baca	Bent	Boulder	Chaffee
		Dollars	Dollars	Dollars	Dollars	Dollars	Dollars	Dollars	Dollars	Dollars
1	Land and buildings:									
2	All types.....	629,348,876	23,143,058	6,777,009	17,884,017	2,028,682	17,158,982	10,112,517	18,128,233	3,132,970
3	General.....	64,602,167	2,084,700	301,040	1,971,510	218,825	2,002,366	968,380	2,826,682	819,150
4	Cash-grain.....	104,437,257	5,100,810	97,100	3,486,922	68,490	6,215,744	864,080	2,600,685	502,910
5	Crop-specialty.....	169,657,153	6,843,200	4,178,374	2,023,770	279,365	3,720,776	2,798,075	5,131,380	292,788
6	Fruit.....	14,929,614	61,800		121,600				259,579	338,070
7	Truck.....	17,344,357	2,704,845	87,400	507,475			475,400	2,168,340	239,000
8	Dairy.....	36,772,979	2,488,825	434,600	3,378,505	94,950	262,680	252,020	1,811,425	320,500
9	Animal-specialty.....	72,739,278	620,395	447,500	759,320	22,352	1,007,423	2,604,555	405,800	405,350
10	Stock-ranch.....	87,198,225	686,080	896,075	881,810	1,073,842	1,683,372	1,159,549	658,732	23,700
11	Poultry.....	9,306,603	662,890		1,416,710	68,100	66,000	86,710	141,220	78,810
12	Self-sufficing.....	4,966,806	168,665	37,000	81,400	95,140	134,720	56,740	909,272	140,400
13	Abnormal.....	22,184,587	867,490	164,575	1,093,820	71,598	196,995	109,645		
14	Institution or country estate.....	3,039,200							656,322	128,900
15	Part-time.....	14,074,097	653,000	164,575	1,059,420	64,948	172,525	72,945	195,000	
16	Boarding and lodging.....	1,324,786				6,650				
17	Forest-product.....	790,806								
18	Horse farm, feed lot, or livestock dealer.....	2,965,200								
19	Unclassified.....	20,208,249	1,123,853	108,345	1,464,375	40,900	1,808,897	787,383	923,860	265,100
20	Land and buildings, per farm:									
21	All types.....	10,497	12,104	12,768	14,569	5,215	9,805	11,465	12,307	10,205
22	General.....	7,560	11,242	8,126	14,301	4,112	8,173	7,330	11,973	9,762
23	Cash-grain.....	11,698	14,915	10,789	15,778	3,805	12,431	9,495	16,565	
24	Crop-specialty.....	12,387	15,080	14,105	20,175	7,352	8,838	14,423	18,196	11,430
25	Fruit.....	3,402	10,250		13,511				6,099	
26	Truck.....	7,938	8,002	19,133	11,964			15,335	11,236	11,209
27	Dairy.....	10,125	15,055	13,681	21,248	4,748	7,726	7,001	10,734	11,381
28	Animal-specialty.....	13,730	12,925	13,162	18,520	2,484	11,071	13,874	21,311	12,820
29	Stock-ranch.....	18,031	36,107	28,002	48,989	9,762	15,732	14,860	16,232	14,476
30	Poultry.....	5,748	5,332		8,113	5,238	4,125	4,564	5,582	3,950
31	Self-sufficing.....	2,948	5,866	4,625	4,788	1,795	4,210	2,337	5,044	3,427
32	Abnormal.....	5,573	7,315	3,827	7,229	1,193	4,925	4,001	5,648	4,529
33	Land and buildings, per acre:									
34	All types.....	22	42	30	39	12	15	19	30	42
35	General.....	22	31	28	37	16	16	18	103	43
36	Cash-grain.....	21	23	47	25	17	18	20	79	
37	Crop-specialty.....	43	61	48	50	16	17	57	124	44
38	Fruit.....	107	317		1,204				307	
39	Truck.....	117	326	60	544			116	227	84
40	Dairy.....	30	63	49	78	17	15	12	82	55
41	Animal-specialty.....	29	28	45	29	13	16	55	96	60
42	Stock-ranch.....	8	11	9	7	8	8	4	14	20
43	Poultry.....	73	192		401	27	20	10	277	112
44	Self-sufficing.....	18	66	38	168	11	18	10	66	24
45	Abnormal.....	30	291	56	228	7	17	12	110	53
46	Farm buildings (including dwellings):									
47	All types.....	118,391,947	4,386,014	1,188,780	4,112,795	430,625	1,478,370	1,666,746	4,242,879	879,300
48	General.....	14,007,416	382,005	49,585	484,255	54,240	194,880	187,550	717,720	190,400
49	Cash-grain.....	14,407,780	668,170	11,600	480,005	17,020	475,274	110,915	424,425	
50	Crop-specialty.....	28,135,763	1,155,790	719,340	412,725	66,100	349,224	408,130	918,820	102,850
51	Fruit.....	4,061,282	19,800		40,500				119,336	
52	Truck.....	3,996,915	691,880	8,200	155,800			51,650	54,030	94,750
53	Dairy.....	8,488,716	455,780	75,000	698,500	25,750	36,725	44,020	572,850	81,100
54	Animal-specialty.....	13,729,943	108,450	100,750	166,150	5,850	100,615	486,925	366,310	72,400
55	Stock-ranch.....	12,008,934	61,200	78,450	204,785	136,710	107,886	57,460	99,800	90,800
56	Poultry.....	4,149,359	302,460		623,895	18,050	10,800	18,625	328,229	18,600
57	Self-sufficing.....	1,392,739	67,150	13,800	24,400	19,015	21,860	7,275	58,164	27,950
58	Abnormal.....	7,498,784	362,725	387,600	387,600	14,415	38,540	34,020	391,735	79,000
59	Institution or country estate.....	814,420								
60	Part-time.....	5,195,039	246,925	60,305	370,150	13,115	33,840	28,520	292,925	72,400
61	Boarding and lodging.....	696,240							88,000	
62	Forest-product.....	130,165				1,300				
63	Horse farm, feed lot, or livestock dealer.....	757,920	115,800		17,450		4,700	5,500	10,810	6,600
64	Unclassified.....	6,521,326	225,544	25,000	610,515	5,400	114,742	109,760	243,810	112,450
65	Farmers' dwellings:									
66	All types.....	64,388,853	2,569,065	669,627	3,001,630	240,670	727,212	882,258	2,439,040	512,876
67	General.....	8,037,710	214,860	26,650	196,480	33,730	93,405	116,195	409,600	109,050
68	Cash-grain.....	7,593,596	308,300	7,175	223,075	12,095	217,102	66,035	239,000	
69	Crop-specialty.....	15,267,357	594,430	400,777	206,000	30,880	177,880	239,675	487,530	60,200
70	Fruit.....	2,825,140	10,125		23,300				84,200	
71	Truck.....	2,667,075	490,880	4,700	95,800			34,375	33,800	55,125
72	Dairy.....	4,384,936	252,200	42,000	303,390	14,200	18,880	28,835	330,650	49,100
73	Animal-specialty.....	6,935,239	64,500	66,850	66,175	3,250	51,125	244,436	181,430	45,700
74	Stock-ranch.....	5,640,261	24,075	51,425	35,425	110,100	65,789	93,938	38,025	57,100
75	Poultry.....	2,907,980	187,775		400,500	11,950	6,325	12,790	221,150	12,300
76	Self-sufficing.....	946,070	42,300	10,000	18,550	11,680	14,720	3,975	39,340	20,400
77	Abnormal.....	4,752,733	263,090	42,975	278,450	9,060	24,100	22,295	244,425	58,450
78	Institution or country estate.....	239,700								
79	Part-time.....	3,840,273	197,080	42,975	280,400	8,790	22,300	18,695	218,925	52,450
80	Boarding and lodging.....	217,625							18,500	
81	Forest-product.....	32,955				270				
82	Horse farm, feed lot, or livestock dealer.....	422,175	66,000		13,050		1,800	3,600	7,000	6,000
83	Unclassified.....	2,780,556	116,540	16,475	159,485	3,605	58,336	59,110	129,330	45,450
84	Implements and machinery:									
85	All types.....	50,241,437	1,760,342	573,907	1,212,587	181,099	1,590,569	823,895	1,078,863	267,144
86	General.....	5,412,961	146,108	26,137	145,405	25,425	154,549	78,315	177,609	72,515
87	Cash-grain.....	11,251,142	521,510	6,400	403,212	3,893	701,084	75,725	188,140	16,110
88	Crop-specialty.....	13,379,264	486,540	392,230	171,139	15,565	327,553	217,875	299,225	30,665
89	Fruit.....	947,231	6,860		4,510				8,495	
90	Truck.....	1,298,361	205,391	11,250	23,000			58,700	14,697	40,700
91	Dairy.....	2,760,064	135,200	44,275	201,285	11,070	21,750	17,290	121,460	23,906
92	Animal-specialty.....	6,642,876	65,995	36,820	60,984	3,400	84,010	253,843	140,340	16,110
93	Stock-ranch.....	4,781,294	30,880	40,600	42,800	100,576	73,793	47,275	16,040	38,430
94	Poultry.....	550,995	34,885		50,935	5,100	2,585	6,760	31,337	920
95	Self-sufficing.....	366,343	8,025	950	2,300	6,990	12,050	8,155	3,340	7,995
96	Abnormal.....	1,488,990	62,811	7,055	46,596	6,730	24,615	18,520	35,075	21,753
97	Unclassified.....	1,393,836	37,897	8,100	60,361	2,350	188,580	41,437	43,005	4,150

AGRICULTURE—COLORADO

PROPERTY, 1930, BY TYPE OF FARM

bottom of p. 8]

Cheyenne	Clear Creek	Conejos	Costilla	Crowley	Custer	Delta	Denver	Dolores	Douglas	Eagle	Elbert
Dollars 5,867,516	Dollars 592,238	Dollars 9,478,459	Dollars 4,145,808	Dollars 6,952,382	Dollars 2,909,698	Dollars 10,538,579	Dollars 2,848,287	Dollars 502,800	Dollars 8,058,065	Dollars 4,314,696	Dollars 13,170,272
894,183		735,265	467,337	567,795	270,700	1,934,115		73,400	392,050	550,710	2,170,081
2,257,793		500,320	31,340	3,861,338	639,180	159,300		103,110	339,450	33,000	1,805,213
33,440	72,300	3,887,970	1,039,914	95,400		1,697,298	66,000	76,570	195,100	1,553,140	2,437,170
		303,695	537,008	612,775	69,400	3,435,706					
196,355	18,500	294,865		52,204	334,635	220,400	487,095			107,100	
826,094		787,488	945,425	170,570	203,480	636,085	363,460		2,576,045	126,604	968,240
1,364,800	154,533	2,156,270	1,157,512	384,710	1,027,442	1,427,725		50,800	534,540	142,700	2,431,465
61,825		53,450		79,515		290,655		30,420	2,002,165	1,340,895	2,845,419
14,980	18,100	121,935	55,375	6,945	49,010	148,820	148,275		93,775		37,180
106,156	241,805	270,065	76,192	123,850	140,332	121,000		53,985	71,410	29,129	30,466
	46,200					350,975		33,768	1,621,730	48,190	134,400
79,156	20,605	233,855	76,192	60,050	66,105				1,535,000		
	175,000				34,200	336,650	162,800	33,768	69,930	48,190	82,100
					9,937						
27,000		36,210		63,800		14,325			16,800		
111,920	97,000	307,130	135,700	497,271	181,508	105,600	1,458,457	80,747	231,500	374,168	52,360
											244,678
9,388	17,419	6,461	6,398	11,108	7,187	6,043					10,813
7,097		5,142	4,532	6,841	6,602	5,185	11,083	2,592	18,369	11,637	8,321
10,079		6,254	4,477			4,305		2,823	9,502	9,487	10,479
4,777	18,075	8,669	6,469	13,134	5,033	4,289	13,200	4,124	11,315	4,714	10,479
				15,900		3,103		2,393	9,755		6,552
		0,002	4,008	11,141	5,733	3,673	4,775			5,637	
6,334	4,500	4,334		3,480	11,530	5,836	18,173			7,037	9,682
9,605		8,378	7,171	10,661	8,847	8,001		3,175	14,642	7,037	14,219
16,248	51,511	7,729	60,922	18,055	17,414	9,370		2,635	12,727	9,513	9,282
5,152		4,454		4,877		2,700			20,017	10,155	33,374
2,906	3,275	2,217	1,164	1,736	2,688	2,594	4,361		7,815	3,718	27
3,661	18,600	1,800	1,772	4,128	4,127	2,619	16,476	2,347	6,492	3,237	2,145
								2,412	70,510	2,835	6,112
12	41	38	12	31	11	58	752	7	23	25	14
14		51	41	25	13	58		8	21	30	16
14		53	42			42		6	22	15	15
10	75	52	39	51	10	42	213	7	22	40	13
				255		128					
		02	58	103	20	74	955			28	
13	34	08		9	15	49	342			15	16
16		46	58	32	21	51			10	23	10
8	25	24	4	5	10	13			7	22	15
13		02		22		44	1,107		10	17	11
10	28	33	46	7	14	35			7	22	27
14	55	32	61	31	15	50	534		8	38	10
									6	10	15
855,255	144,963	1,468,685	662,717	956,245	718,245	2,512,765	1,404,280	93,685	1,068,970	926,137	2,420,561
163,505		152,520	128,450	120,820	82,550	503,660		12,960	108,000	120,150	514,930
311,940		43,580	2,800			26,245		18,000	58,925	3,650	257,325
8,035	7,175	408,775	108,085	468,346	161,300	266,370	17,000	13,700	51,775	267,200	283,030
				17,825		013,225					
39,450	8,100	49,550	100,450	91,250	19,000	54,600	168,180			25,400	
130,475		106,075		14,630	82,000	146,700	54,750		632,010	27,800	197,645
145,300	40,138	144,650	144,522	32,850	55,100	208,015		12,350	115,400	20,900	433,160
10,500		333,575	44,850	91,200	205,820	47,100		3,850	435,250	254,800	369,760
2,450	3,050	17,275		20,525		59,800	95,200		30,950		17,700
18,025	70,300	38,325	18,740	555	20,200	36,175		11,430	17,500	0,300	6,020
	8,200	54,735	25,120	42,060	64,200	122,030	102,000	7,650	415,060	11,690	33,731
14,075	3,100						32,000		380,000		
	59,000	48,985	25,120	30,560	34,500	120,030	70,000	7,650	29,260	11,660	24,831
					2,000						
3,950		5,760		11,500		2,000			3,800		
10,575	16,200	20,625	29,100	60,125	28,015	38,875	977,150	13,145	101,200	170,247	8,900
											43,710
497,955	54,350	955,110	412,780	624,080	361,530	1,673,869	461,533	47,820	746,780	409,115	1,198,300
83,175		106,695	62,765	79,895	46,950	346,724		6,200	64,050	57,300	261,095
151,295		34,360	2,100			18,775		6,700	33,650	1,675	155,555
2,150	4,950	303,075	106,200	295,650	87,110	178,000	7,400	6,025	24,250	120,500	263,175
				9,000		698,920					
		30,340	70,220	63,075	11,175	43,825	117,880			10,960	
16,795	5,600	75,900		10,350	36,500	93,700	27,450		286,000	12,200	67,940
60,080		100,695	94,075	19,525	29,800	135,090		7,525	60,200	15,825	205,465
71,150	6,500	202,160	21,700	51,685	92,775	20,175		2,600	158,000	127,050	167,450
7,000		14,325		16,910		43,150	67,550		16,550		3,325
1,425	2,050	29,760	14,775	395	11,725	27,500		5,550	12,050	6,150	4,095
9,970	26,650	38,310	20,345	29,475	31,085	92,375		5,450	53,330	7,940	20,050
	3,250								30,900		
7,620	2,000	34,510	20,345	22,275	14,785	90,475	54,403	5,450	19,650	7,040	16,100
					15,000						
					1,300						
2,350		3,800		7,200		1,000			3,400		3,950
4,915	8,600	19,500	20,600	43,100	14,410	24,075	165,850	7,170	39,300	40,275	24,740
522,867	15,440	708,953	394,569	449,882	347,175	964,480	121,664	105,321	593,865	368,904	1,195,865
75,715		73,531	48,143	41,970	36,415	163,047		14,110	30,983	53,030	210,535
245,156		40,805	2,650			12,455		33,310	38,657	8,500	230,266
4,050	500	274,793	116,753	268,835	89,669	132,910	4,100	20,655	20,595	125,199	283,301
				4,025		317,525					
		35,950	78,220	48,703	11,325	33,860	23,660			12,600	
17,018	425	28,080		2,710	65,525	54,425	31,800		214,015	12,700	78,925
89,753		72,935	92,486	12,525	27,050	130,695		6,276	46,786	24,650	224,748
68,650	2,900	131,762	32,440	36,870	91,114	24,335		103,772	103,910	108,910	136,350
7,850		3,425		4,920		15,350	13,971		7,750		2,910
1,175	685	8,774	7,127	550	4,215	0,100		7,955	2,132	4,300	2,275
11,175	7,930	20,295	11,710	9,711	13,667	36,745	15,143	3,920	117,100	17,225	11,330
11,325	3,000	16,693	5,035	19,073	8,795	23,953	33,190	14,170	10,175	4,330	16,225

[See Note,

ITEM AND TYPE OF FARM (See definitions in Introduction)	El Paso	Fremont	Garfield	Gilpin	Grand	Gunnison	Hinsdale	Huerfano	Jackson
Land and buildings:									
All types.....	Dollars 17,319,833	Dollars 7,189,054	Dollars 8,472,775	Dollars 149,870	Dollars 3,172,683	Dollars 4,129,000	Dollars 385,645	Dollars 4,780,629	Dollars 3,430,876
General.....	2,656,857	807,694	170,700	27,730	202,930	211,430		381,408	67,200
Cash-grain.....	817,920	80,600	134,250					82,900	
Crop-specialty.....	3,818,970	602,070	3,283,460	31,750	301,000	600,600	20,800	558,970	1,070,980
Fruit.....		1,169,468	240,525						
Truck.....	259,950	645,850	42,405		129,050			29,600	
Dairy.....	2,082,906	393,850	270,215	20,480	276,100	162,650		374,670	39,000
Animal-specialty.....	1,334,165	307,850	561,550		146,220			605,989	
Stock-ranch.....	4,186,881	1,005,839	2,268,945	30,000	1,812,613	2,871,020	310,695	2,028,353	2,129,410
Poultry.....	396,805	423,840	58,600					41,410	
Self-sufficing.....	137,855	240,800	114,375	12,000	17,090	29,970		134,880	
Abnormal.....	1,032,050	1,120,245	299,795	12,180	134,900	176,980	13,450	180,620	102,576
Institution or country estate.....	375,350	150,700							
Part-time.....	549,400	947,535	241,795	12,180	75,300	100,900	13,450	163,620	61,016
Boarding and lodging.....			58,000		29,600	76,080			41,560
Forest-product.....		10,820			30,000				
Horse farm, feed lot, or livestock dealer.....	158,300	11,180						17,000	
Unclassified.....	1,074,384	302,028	253,885	15,680	152,700	80,350	84,700	252,339	21,110
Land and buildings, per farm:									
All types.....	11,839	5,061	8,348	4,408	13,854	11,159	8,765	6,264	16,901
General.....	5,711	5,903	6,767	5,556	9,003	8,132		4,101	11,200
Cash-grain.....	8,592	6,421	5,594					4,611	
Crop-specialty.....	8,357	6,004	10,361	4,536	8,135	9,178	6,933	5,427	18,152
Fruit.....		5,906	5,400						
Truck.....	12,908	6,327	4,722		6,792			3,688	
Dairy.....	12,624	6,262	5,629	6,120	12,550	7,072		9,307	6,000
Animal-specialty.....	10,673	7,817	10,210		10,444			6,385	
Stock-ranch.....	45,020	15,013	12,238	6,000	21,889	15,519	11,311	12,838	20,080
Poultry.....	6,168	4,509	3,907					2,761	
Self-sufficing.....	4,447	4,081	2,542	4,000	2,441	2,498		1,893	
Abnormal.....	13,208	4,080	3,893	2,436	6,745	4,116	3,363	2,007	4,663
Land and buildings, per acre:									
All types.....	16	20	34	10	15	19	21	10	11
General.....	16	44	45	10	15	18		12	12
Cash-grain.....	18	130	15					10	
Crop-specialty.....	15	17	62	9	10	23	21	13	11
Fruit.....		291	110						
Truck.....	124	339	47		17			8	
Dairy.....	23	37	32	9	15	25		17	7
Animal-specialty.....	16	34	47		21			16	
Stock-ranch.....	11	5	21	9	14	19	22	7	11
Poultry.....	70	295	85					14	
Self-sufficing.....	20	31	17	12	6	9		10	
Abnormal.....	48	48	28	14	17	13	17	9	8
Farm buildings (including dwellings):									
All types.....	3,822,810	2,196,485	1,889,398	21,985	625,600	822,690	78,735	721,535	535,510
General.....	560,705	259,055	270,680	5,830	67,300	36,050		79,205	10,100
Cash-grain.....	10,775	14,725	29,375					10,075	
Crop-specialty.....	684,995	95,060	647,428	3,325	59,760	62,310	1,600	75,710	184,850
Fruit.....		407,500	78,300						
Truck.....	81,200	192,220	12,300		20,650			2,725	
Dairy.....	536,165	116,700	67,750	3,050	59,400	64,505		72,540	7,900
Animal-specialty.....	258,775	100,000	109,600		39,100			124,305	
Stock-ranch.....	558,060	135,240	427,309	3,000	201,200	544,925	64,385	238,775	208,085
Poultry.....	192,530	228,010	25,750					7,700	
Self-sufficing.....	41,760	72,725	31,515	430	3,400	7,100		21,050	
Abnormal.....	587,995	406,260	124,896	2,300	3,700	67,000	2,500	43,525	32,250
Institution or country estate.....	127,470	27,600							
Part-time.....	362,235	435,435	103,296	2,300	13,500	19,300	2,500	39,425	8,750
Boarding and lodging.....			21,600		5,000	47,700			23,500
Forest-product.....		1,025			3,200				
Horse farm, feed lot, or livestock dealer.....	98,300	1,600						4,100	
Unclassified.....	240,960	107,400	64,485	4,050	60,100	10,800	10,250	45,265	2,325
Farmers' dwellings:									
All types.....	1,988,570	1,598,097	1,141,541	13,070	311,515	390,820	39,610	392,190	243,835
General.....	185,575	161,920	161,920	3,420	32,950	17,350		37,435	6,300
Cash-grain.....	40,000	9,460	15,075					5,850	
Crop-specialty.....	341,165	67,567	353,652	1,650	31,800	40,460	950	40,005	90,525
Fruit.....		313,650	51,460						
Truck.....	40,700	126,275	8,950		10,225			1,550	
Dairy.....	267,695	70,940	40,875	2,500	31,950	16,770		37,450	4,860
Animal-specialty.....	120,885	67,760	63,925		17,800			71,280	
Stock-ranch.....	204,600	81,725	206,884	1,650	145,750	286,020	31,110	127,000	130,225
Poultry.....	93,555	158,425	16,000					4,325	
Self-sufficing.....	24,355	52,350	22,550	250	1,850	4,160		14,390	
Abnormal.....	442,250	337,350	96,475	750	11,440	20,870	1,700	23,705	10,475
Institution or country estate.....	79,350	700							
Part-time.....	304,500	334,475	81,875	750	8,590	13,270	1,700	21,455	5,375
Boarding and lodging.....			14,600		1,350	7,600			5,100
Forest-product.....		975			1,500				
Horse farm, feed lot, or livestock dealer.....	58,400	1,200						2,250	
Unclassified.....	98,600	65,400	43,775	2,950	27,750	5,200	6,850	29,200	1,400
Implements and machinery:									
All types.....	1,031,891	431,583	591,639	15,240	185,745	298,685	32,885	353,398	225,180
General.....	195,495	54,138	76,900	2,925	13,885	22,325		33,835	4,700
Cash-grain.....	32,435	3,150	9,775					17,112	
Crop-specialty.....	315,797	23,251	195,460	1,270	14,685	36,865	790	46,568	61,215
Fruit.....		70,653	20,720						
Truck.....	26,440	45,410	3,425		10,205			1,150	
Dairy.....	127,905	34,057	27,414	2,000	21,275	14,793		47,835	6,175
Animal-specialty.....	92,330	32,550	42,345		12,170			49,580	
Stock-ranch.....	118,164	38,185	181,035	2,950	82,225	199,027	27,650	102,170	141,700
Poultry.....	21,420	25,390	4,950					9,795	
Self-sufficing.....	8,345	15,450	7,545	170	2,090	3,725		12,533	
Abnormal.....	46,660	70,974	11,710	5,375	27,835	9,735	2,600	18,325	10,700
Unclassified.....	46,420	18,405	9,460	550	1,375	10,215	1,845	19,505	610

1 See footnote 1, p. 182.

AGRICULTURE—COLORADO

PROPERTY, 1930, BY TYPE OF FARM—Continued

bottom of p. 8]

Jefferson	Kiowa	Kit Carson	Lake	La Plata	Larimer	Las Animas	Lincoln	Logan	Mesa	Mineral	Moffat	
Dollars 24,108,053	Dollars 5,529,023	Dollars 14,898,018	Dollars 241,889	Dollars 6,643,259	Dollars 23,541,224	Dollars 12,260,883	Dollars 13,345,855	Dollars 25,931,038	Dollars 16,205,224	Dollars 643,255	Dollars 5,870,029	1
2,450,113	1,008,180	2,170,874	9,340	1,874,351	2,537,205	1,112,130	2,466,205	2,117,126	1,884,096		735,835	2
2,381,800	1,693,290	7,520,248		792,840	2,401,780	366,480	4,610,693	0,820,012	267,900		755,865	3
1,438,398	70,460	92,900	77,800	535,150	7,900,225	2,848,050	954,483	7,301,260	2,482,025		507,012	4
1,500,800				42,530	1,757,502			5,060,270	267,625			5
2,182,725				94,710	94,710	61,920		856,200			255,200	6
3,835,080	225,840	381,095	32,400	687,535	1,378,320	641,000	468,800	334,025	1,077,680		516,320	7
1,064,900	865,778	3,078,693	9,000	649,545	6,217,734	122,700	1,765,955	4,098,810	1,473,253	350,605	2,029,159	8
1,820,147	882,820	429,200	59,200	1,089,168	2,820,643	5,289,384	2,536,025	1,899,435	1,473,253		18,500	9
1,877,950	36,400	53,953		119,260	465,700	73,320	62,200	100,770	423,750		241,171	10
424,035	74,500	64,875		218,530	143,275	342,071	67,480	83,000	189,780	16,000	277,285	11
3,070,585	169,715	293,480	26,140	328,300	1,682,850	938,972	123,085	400,005	763,020	276,760		12
382,500					387,250							13
2,432,805	80,840	104,880	26,140	260,545	480,150	331,214	97,085	94,705	705,320	51,500	240,320	14
154,080				54,505	179,650					225,260		15
58,500				48,000	48,000							16
42,700	98,875	188,600		14,280	587,800	557,058	20,000	811,900	58,300		36,905	17
2,051,020	562,640	309,800	27,419	306,050	1,042,280	563,806	300,839	299,395	859,020		334,282	18
13,287	9,550	8,832	5,486	5,722	15,528	6,974	10,833	14,055	6,081	12,865	7,114	19
12,943	7,150	7,260	3,113	5,481	11,378	4,899	7,864	8,712	4,843		5,934	20
26,168	9,513	9,813		6,885	19,527	6,787	12,843	13,471	5,824		5,965	21
22,129	10,066	6,036	8,054	5,461	17,000	7,555		17,019	5,182		8,192	22
9,559				7,088	12,038				8,056			23
10,752				5,202	5,202	2,580			4,536			24
17,838	6,844	6,821	2,700	5,870	9,845	5,681	8,226	11,134	5,708		7,500	25
39,278	8,400	9,591	1,800	7,820	26,686	6,463	10,358	18,493	8,436		8,885	26
36,408	20,821	17,883	9,807	9,389	20,800	15,557	30,555	30,423	9,208	16,032	13,550	27
8,943	5,200	4,496		4,600	6,379	3,491	4,785	5,028	4,006		3,700	28
6,236	4,967	3,244		2,142	4,094	1,805	4,422	3,981	2,259	8,200	2,971	29
8,188	7,005	5,435	8,713	3,530	12,749	4,065	4,734	7,393	3,424	12,033	3,061	30
93	12	15	12	15	41	6	11	27	47	25	9	31
90	14	14	12	23	58	10	10	21	57		10	32
117	14	16		30	47	12	13	17	33		10	33
87	16	15	11	26	104	17	11	68	41		13	34
589				68	292				222			35
248					226	74			105			36
88	13	18	7	27	50	2	14	32	47			37
109	14	15	11	27	130	9	14	30	50		12	38
22	8	9	17	9	7	4	6	8	10	21	17	39
598	2	16		25	153	24	10	26	151		4	40
75	16	14		15	28	0	20	21	40	10	7	41
126	15	17	24	22	65	6	8	47	55	35	8	42
6,985,541	742,670	2,202,150	42,820	1,640,381	5,558,427	1,544,973	1,699,266	3,928,644	4,200,855	178,100	1,008,890	43
635,035	184,525	306,830	1,150	484,606	550,975	153,525	378,621	410,100	570,425		150,035	44
345,100	216,065	963,400		173,775	275,100	81,100	584,980	1,389,655	47,375		181,580	45
294,550	4,200	14,200	11,950	122,360	1,293,915	346,870	124,375	1,016,725	505,655		93,950	46
450,605				19,500	436,591				1,400,735			47
578,990					27,400	19,225			79,250			48
939,030	34,500	86,880	4,425	221,110	364,520	194,590	68,555	77,800	255,375		54,970	49
322,210	147,800	548,585	1,125	164,700	1,180,200	21,450	236,225	696,464	266,450		121,400	50
216,501	99,750	59,000	13,300	198,860	491,898	444,201	194,280	131,750	199,385	53,200	207,785	51
924,825	7,050	7,750		23,550	205,050	22,750	22,450	35,950	201,600		9,200	52
145,575	0,300	18,960		50,475	39,655	80,270	16,000	21,800	77,025	4,300	44,200	53
1,211,305	18,050	60,790	8,275	104,030	477,000	139,687	24,645	87,560	292,480	120,000	63,200	54
129,050					109,500							55
975,425	9,150	40,350	8,275	75,230	178,150	78,077	14,545	31,060	240,980	14,150	56,705	56
79,280				23,200	66,100					108,450		57
16,150					22,500	63,890						58
10,800	8,900	20,440		5,600	100,750	3,120	10,100	55,600	21,550		6,500	59
912,125	21,370	44,855	2,595	71,415	211,125	91,405	39,135	56,350	200,800		48,650	60
4,110,550	385,015	1,128,520	17,645	898,115	3,161,770	745,600	895,475	2,132,675	2,895,095	38,000	506,305	61
406,250	95,765	204,010	900	276,470	334,925	83,165	206,180	220,625	417,205		79,380	62
226,150	115,735	483,975		93,135	162,360	17,000	307,525	747,070	30,505		72,440	63
149,235	1,525	5,800	4,600	77,075	728,045	200,240	65,800	581,930	300,885		40,700	64
330,150				14,200	315,000				907,085			65
413,950					20,500	13,745			54,550			66
440,910	18,525	55,325	2,300	98,875	209,650	47,050	36,110	33,850	170,140		29,430	67
80,875	80,740	276,845	545	100,325	599,790	12,200	129,050	351,825	105,515		50,775	68
113,050	41,800	24,150	3,450	88,240	219,360	211,665	93,300	66,850	120,850	16,300	133,495	69
554,000	3,950	3,385		12,225	135,125	14,700	10,700	23,340	146,250		1,550	70
112,550	5,800	11,405		35,685	28,460	45,235	10,415	13,450	58,700	2,500	26,075	71
880,705	8,650	39,075	5,075	62,910	282,450	59,455	14,855	50,460	210,175	20,200	40,775	72
59,000					55,500							73
754,230	5,250	29,950	5,075	51,410	137,800	50,595	0,805	25,810	194,000	7,350	37,275	74
50,250				8,200	38,200					12,850		75
10,725					1,650	6,760						76
6,500	2,400	9,125		3,300	49,800	2,100	5,050	25,150	15,575		3,500	77
402,125	12,525	23,850	1,075	38,975	126,125	41,145	20,940	33,075	133,175		23,785	78
972,824	436,017	1,304,837	30,890	630,904	1,941,348	898,040	1,198,093	2,209,144	1,313,813	39,870	478,887	79
85,582	88,090	177,919	725	202,968	171,004	90,395	202,018	196,798	170,755		79,932	80
99,790	187,595	790,034		83,895	192,640	44,345	561,477	1,004,157	23,975		87,820	81
60,332	4,780	10,625	7,705	38,001	482,673	256,227	105,795	545,625	209,098		35,950	82
80,355				4,900	85,100				324,458			83
100,475					4,595	4,072			10,960			84
212,652	28,576	19,520	9,115	63,072	94,995	49,621	81,752	31,854	90,445		28,130	85
55,690	70,460	203,719	1,765	71,315	554,052	11,000	175,343	380,338	119,403		49,275	86
52,990	53,616	24,700	5,075	90,424	156,501	234,535	76,048	62,290	107,561	16,970	144	

COUNTY TABLE II.—VALUE OF SPECIFIED FARM

[See Note,

ITEM AND TYPE OF FARM (See definitions in Introduction)	Monte-	Montrose	Morgan	Otero	Ouray	Park	Phillips	Pitkin	Prowers
	Dollars	Dollars	Dollars	Dollars	Dollars	Dollars	Dollars	Dollars	Dollars
Land and buildings:									
All types.....	5,048,342	7,932,094	10,739,549	13,300,388	1,652,288	4,018,412	11,790,870	1,684,765	14,871,833
General.....	1,243,000	1,408,900	1,438,711	1,408,682	297,250	138,540	1,038,220	116,100	1,609,775
Cash-grain.....	498,431	223,315	2,908,904	107,000	45,000		9,754,025		1,359,688
Crop-specialty.....	824,534	3,012,940	6,776,120	5,068,803	283,150	702,286	30,000	769,885	7,402,360
Fruit.....	258,400	182,366		24,500					
Truck.....		223,315		3,023,909					
Dairy.....	228,750	391,995	436,990	414,840	85,480	47,540		43,600	570,410
Animal-specialty.....	366,200	661,417	0,442,314	1,170,125	53,000		1,038,220	240,000	2,061,200
Stock-ranch.....	1,160,397	1,272,220	739,000	971,410	838,825	2,577,819	49,600	384,820	757,835
Poultry.....	61,400	98,050	122,550	237,340			31,000		148,095
Self-sufficing.....	66,065	31,810	45,200	56,681	20,130	71,000	8,050	9,800	28,400
Abnormal.....	114,351	190,172	108,750	341,020	14,100	238,566	35,225		260,500
Institution or country estate.....									
Part-time.....	114,351	134,672	104,050	213,520	14,100	132,108			93,405
Boarding and lodging.....		14,000				68,460			
Forest-product.....						38,000			
Horse farm, feed lot, or livestock dealer.....		41,500	64,700	127,500					173,125
Unclassified.....	234,124	134,595	659,010	637,005	8,353	182,662	175,720	120,500	660,860
Land and buildings, per farm:									
All types.....	5,160	5,342	12,579	10,293	9,282	10,199	15,400	9,360	10,761
General.....	4,858	4,938	7,694	8,385	6,462	5,773	13,794	0,111	8,089
Cash-grain.....	5,138	4,940	8,657	8,917	6,420	10,366			9,249
Crop-specialty.....	5,163	6,536	14,115	11,683	10,590	6,746	10,000	10,546	13,703
Fruit.....	6,026	8,684		3,500					
Truck.....		3,284		11,326					
Dairy.....	4,973	6,031	0,932	6,482	5,764	5,282		3,904	7,486
Animal-specialty.....	5,635	7,004	19,522	17,590	10,000		13,457	11,420	12,200
Stock-ranch.....	7,948	10,343	20,528	16,748	14,979	24,319	16,533	12,827	12,631
Poultry.....	6,425	3,268	6,808	5,395			6,380		4,356
Self-sufficing.....	2,065	1,383	3,229	3,779	2,613	2,536	2,883	2,450	2,372
Abnormal.....	2,486	2,881	4,116	4,487	2,014	4,771	3,623		5,705
Land and buildings, per acre:									
All types.....	18	34	31	29	16	7	30	28	26
General.....	26	50	19	41	23	16	26	33	23
Cash-grain.....	16	47	15	38	28		32		18
Crop-specialty.....	19	61	63	72	22	10	28	40	53
Fruit.....	63	137		202					
Truck.....		56		152					
Dairy.....	26	36	24	15	22	8		24	14
Animal-specialty.....	33	45	56	74	38		26	32	35
Stock-ranch.....	10	14	9	4	13	7	6	19	7
Poultry.....	47	40	28	79			111		23
Self-sufficing.....	15	25	30	30	46	7	67	21	21
Abnormal.....	15	33	35	59	23	10	54		29
Farm buildings (including dwellings):									
All types.....	1,156,787	2,028,447	3,484,200	2,724,078	311,800	912,815	1,851,700	309,735	2,179,346
General.....	329,710	433,695	273,500	304,890	67,650	54,000	129,170	20,220	279,920
Cash-grain.....	75,260	66,560	434,155	18,700	4,350		1,450,330		165,240
Crop-specialty.....	155,170	700,290	1,122,125	907,065	52,500	200,035	4,000	133,815	990,768
Fruit.....	65,175	94,000		13,000					
Truck.....		52,100		614,775					
Dairy.....	55,700	127,650	117,600	104,910	23,550	13,900		10,100	110,035
Animal-specialty.....	107,000	188,025	1,185,880	230,100	11,050		204,050	39,130	355,080
Stock-ranch.....	254,727	246,785	104,840	105,105	134,450	507,200	4,800	67,020	73,090
Poultry.....	14,750	43,160	31,100	120,775			11,500		47,345
Self-sufficing.....	18,660	13,025	16,900	28,500	9,550	18,975	4,350	1,050	7,275
Abnormal.....	35,035	62,225	74,350	144,200	5,260	94,000	13,800		63,400
Institution or country estate.....									
Part-time.....	35,035	46,275	47,550	91,400	6,250	50,340	13,800		34,450
Boarding and lodging.....		7,450				33,860			
Forest-product.....						10,400			
Horse farm, feed lot, or livestock dealer.....		8,500	26,800	52,800					33,950
Unclassified.....	44,610	30,952	123,840	132,058	3,450	24,045	29,700	31,200	76,195
Farmers' dwellings:									
All types.....	731,155	1,272,910	1,920,680	1,589,576	175,450	375,710	983,007	148,277	1,150,310
General.....	232,335	291,070	163,405	194,540	41,650	30,500	63,460	14,800	158,855
Cash-grain.....	45,180	42,725	239,090	11,790	2,000		789,637		87,680
Crop-specialty.....	94,510	446,065	610,960	512,931	25,050	92,370	2,600	67,527	490,545
Fruit.....	37,750	26,100		10,200					
Truck.....		37,450		355,500					
Dairy.....	20,900	73,025	72,200	66,000	14,100	7,250		5,200	50,010
Animal-specialty.....	66,000	108,840	623,875	122,675	4,650		89,560	21,700	195,050
Stock-ranch.....	135,580	135,055	49,410	49,590	76,100	188,690	2,000	41,810	39,815
Poultry.....	9,550	31,125	21,325	35,325			7,700		25,550
Self-sufficing.....	12,550	9,725	15,650	15,775	5,850	10,225	3,250	725	6,390
Abnormal.....	27,535	48,275	56,060	98,975	3,400	32,475	7,600		35,600
Institution or country estate.....									
Part-time.....	27,535	35,675	35,750	65,375	3,400	15,375	7,000		26,800
Boarding and lodging.....		6,000				12,500			
Forest-product.....						4,600			
Horse farm, feed lot, or livestock dealer.....		6,600	21,200	33,600					9,700
Unclassified.....	29,695	22,855	67,825	66,275	1,050	13,700	17,200	6,515	47,015
Implements and machinery:									
All types.....	576,625	776,923	1,709,789	981,300	151,715	306,954	1,201,783	135,715	1,208,692
General.....	142,934	137,773	113,869	100,470	25,100	11,395	63,640	8,580	130,455
Cash-grain.....	78,615	23,415	331,491	8,550	3,050		1,010,838		144,480
Crop-specialty.....	110,813	300,463	505,674	391,863	33,955	82,846	3,250	63,495	632,357
Fruit.....	25,895	21,425		1,815					
Truck.....		27,170		200,162					
Dairy.....	20,718	34,175	34,040	38,640	13,550	4,000		8,100	50,234
Animal-specialty.....	35,015	89,677	627,102	91,425	4,700		109,300	23,775	189,695
Stock-ranch.....	109,031	101,595	30,575	51,145	65,400	176,082	1,450	26,590	45,230
Poultry.....	3,125	9,010	0,975	12,855			1,800		14,790
Self-sufficing.....	8,621	3,420	1,745	2,330	2,475	6,475	405	1,635	1,800
Abnormal.....	10,150	14,570	22,800	31,935	2,585	17,526	2,350		17,725
Unclassified.....	22,685	13,850	26,518	30,615	900	7,630	8,750	3,540	67,226

1 See footnote 1, p. 184.

AGRICULTURE—COLORADO

PROPERTY, 1930, BY TYPE OF FARM—Continued

bottom of p. 8]

Pueblo	Rio Blanco	Rio Grande	Routt	Saguache	San Juan†	San Miguel	Sedgwick	Summit	Teller	Washington	Weld	Yuma
Dollars 15,323,482	Dollars 5,077,685	Dollars 14,933,998	Dollars 8,424,699	Dollars 8,650,968	Dollars	Dollars 1,699,841	Dollars 10,680,721	Dollars 729,800	Dollars 1,377,701	Dollars 15,063,272	Dollars 74,876,659	Dollars 22,240,092
1,257,710	673,695	349,300	1,105,112	176,255		260,230	567,200	81,250	112,150	3,047,209	3,573,080	2,202,715
602,908	210,150		707,950	19,800		69,500	5,599,315			5,297,094	8,928,827	13,278,125
3,944,806	681,400	11,993,598	1,044,655	3,911,085		204,700	2,316,525	108,700	493,536	1,074,876	42,884,101	355,490
18,000			18,300									
1,719,280		457,050	287,840								1,149,045	
1,409,023	128,080	37,300	753,088			84,184	84,400	130,000	147,075	200,795	2,638,585	200,350
1,020,427	58,920	1,431,675	632,800	60,400		108,300	1,086,136		72,300	3,534,580	11,033,214	4,060,405
3,001,835	3,011,109	427,700	3,047,747	294,650		840,852	670,735	338,800	518,470	1,200,607	2,309,171	1,376,702
375,185			22,000	3,873,253						109,668	280,305	108,850
152,705	64,960	20,500	170,713			53,720			6,000	78,990	60,210	104,135
508,818	92,045	64,100	297,834	17,100		45,555	26,000	10,500	93,180	153,105	628,680	240,100
				180,045								
	6,250		278,434	181,465			26,000	19,500	38,180	72,305	473,180	117,200
			19,400	8,180								
812,780	253,067	152,805	331,600	132,750		44,800	330,410	51,650	50,080	83,800	165,500	122,900
										327,408	1,390,841	205,210
10,403	11,727	20,468	9,078	15,531		6,483	19,073	11,988	5,789	8,593	13,721	10,525
7,228	10,624	9,102	7,367	6,528		4,812	13,505	10,250	4,673	6,039	8,073	7,839
7,184	6,567		8,045	4,650		4,633	18,981			8,692	10,929	11,516
11,081	11,954	23,609	8,036	18,558		7,311	18,988	8,362	4,209	11,314	15,470	11,850
6,000			6,100									
7,254		7,372	5,874									
9,032	12,608	6,217	9,245	6,036		4,000	14,067	9,286	5,657	5,800	8,516	24
15,044	6,548	27,013	16,541	16,541		6,044	19,748		5,104	10,128	20,432	6,902
51,455	17,109	20,367	19,168	24,300		12,550	74,526	22,587	15,249	22,639	22,639	10,852
4,873			2,750									17,427
3,818	3,821	4,100	3,221	2,138		2,336			2,000	4,082	5,006	4,733
4,425	3,781	4,273	3,818	2,748		2,531	8,714	3,250	1,818	3,589	2,076	3,859
										6,004	4,950	5,336
12	15	74	18	19		10						
19	18	47	19	27		13		35	23	10	38	18
16	12		18	58		11		36	25	12	23	15
29	25	87	21	43		11		34		14	18	20
265			160			11		93		22	77	23
103		52	23									
209	32	117	21	16		15					155	35
12	14	72	25	52		20		61	22	15	34	14
5	14	19	14	12		8		31		13	50	15
36			16					11		9	0	7
27	11	17	9	10		9				16	51	27
34	11	60	21	9		9				11	12	10
							64	14	8	19	41	24
2,682,465	879,385	2,679,973	1,492,640	1,281,525		333,285	1,508,515	179,050	273,930	2,610,898	12,845,094	3,761,189
270,445	120,940	71,200	205,125	40,000		60,750	124,825	25,000	56,350	810,744	709,885	483,855
93,550	39,075		110,950	6,350		10,700	798,385			816,230	1,216,202	1,083,500
582,770	100,250	2,128,593	179,175	694,000		45,140	297,435	80,400	90,220	226,375	7,136,752	62,800
3,100			3,000									
374,300		90,425	46,060								250,775	
336,150	32,400	16,900	181,575	11,400		21,350	17,800	32,500	25,820	67,676	580,250	61,400
139,410	8,245	247,700	144,875	44,500		23,400	206,620		18,150	939,241	2,010,116	793,010
289,382	517,140	61,250	456,725	417,950		129,700	68,900	71,750	72,565	110,430	330,194	183,420
188,775			7,375							40,450	107,905	43,150
51,005	8,640	2,850	37,085	5,300		11,675			1,000	13,700	39,650	53
204,780	12,865	28,050	89,055	39,650		15,400	10,900	4,500	10,400	40,335	217,650	60,950
204,780	12,565	28,050	82,255	30,150		15,400	10,900	4,500	10,400	11,335	164,700	47,250
	300		7,400									
				3,500								
168,198	34,330	33,005	32,050	22,375		15,250	41,050	16,900	10,425	29,000	52,850	13,700
										39,715	261,095	40,655
1,575,895	478,075	1,296,290	749,635	694,845		173,355	753,290	92,300	153,980	1,272,591	6,872,245	1,814,475
100,335	69,450	38,000	107,420	26,875		33,775	65,000	11,500	23,300	314,216	377,550	373,350
64,495	22,325		61,940	3,050		4,375	365,300			390,790	652,207	968,440
369,815	59,975	1,001,865	90,005	383,760		24,600	171,400	15,050	63,565	113,480	3,795,168	26,700
2,400			1,000									
260,900		51,325	20,025									
182,660	17,550	12,200	86,030	5,650		13,005	9,650	17,300	14,010	29,101	105,735	
60,555	5,100	123,100	82,110	29,900		16,450	96,400		10,550	304,369	324,535	32,225
97,375	271,905	27,330	181,700	200,095		57,000	13,550	39,750	28,195	47,485	930,225	850,160
114,050			2,175							22,200	113,355	70,775
37,810	4,915	1,950	17,315	3,200		5,775				690	63,400	21,960
144,300	7,860	21,770	65,460	21,400		10,175	0,000	2,000	7,430	8,850	11,495	27,250
										14,690	143,775	35,635
144,300	7,685	21,770	59,385	10,800		10,175	0,000	2,000	7,430	8,460	108,350	27,685
	175		6,075									
			1,600									
75,200	18,935	18,750	15,255	11,925		7,300	22,090	6,700	6,340	6,200	35,425	7,960
										16,820	123,800	26,005
1,122,781	398,142	1,230,645	665,186	597,760		171,480	1,138,368	62,660	106,696	1,972,718	6,448,862	2,025,858
106,828	46,800	35,250	114,488	19,175		31,105	43,130	9,700	6,775	262,703	339,673	192,972
57,383	16,773		80,775	1,150		18,450	753,583			547,653	1,243,342	1,312,641
361,526	37,990	970,570	70,810	316,948		22,525	190,989	8,245	41,835	110,770	5,361,916	36,210
400			1,040									
117,326		38,765	32,185									
140,993	12,015	1,975	62,435	8,660		8,890	8,600	15,500	16,600	20,600	72,045	
120,850	7,100	136,675	58,550	22,260		13,792	111,311		5,750	343,269	203,309	23,225
112,833	250,354	26,190	177,653	193,365		63,465	9,875	25,050	24,366	46,310	954,399	343,650
26,425			1,680							6,625	126,233	60,489
6,125	3,770	1,215	22,250	2,200		6,203			110	21,800	21,800	7,795
38,122	6,490	10,825	22,530	25,667		9,210	3,305	3,015	6,093	6,625	3,120	5,440
33,970	10,850	9,180	11,270	8,365		2,870	17,575	1,150	4,230	12,553	40,165	25,181
										19,103	89,600	18,365

1
2
3
4
5
6
7
8
9
10
11
12
13
14
15
16
17
18
1

AGRICULTURE—COLORADO

COUNTY TABLE III.—VALUE OF FARM PRODUCTS SOLD, TRADED, OR USED BY

[Due to crop failure, new operations, etc., the farms reporting specific items will not always agree with those reporting "All

CLASS OF PRODUCT AND TYPE OF FARM (See definitions in Introduction)	THE STATE		ADAMS		ALAMOSA		ARAPAHOE		ARCHULETA		BACA		BENT	
	Farms reporting	Value	Farms reporting	Value	Farms reporting	Value	Farms reporting	Value	Farms reporting	Value	Farms reporting	Value	Farms reporting	Value
All products (sold, traded, or used by operator's family):	<i>Number</i>	<i>Dollars</i>	<i>Number</i>	<i>Dollars</i>	<i>Number</i>	<i>Dollars</i>	<i>Number</i>	<i>Dollars</i>	<i>Number</i>	<i>Dollars</i>	<i>Number</i>	<i>Dollars</i>	<i>Number</i>	<i>Dollars</i>
1 All types.....	56,198	187,298,846	1,794	5,602,509	495	2,249,173	1,115	3,210,488	374	794,355	1,438	3,924,294	767	3,989,179
2 General.....	8,533	14,099,181	181	483,221	37	64,966	137	309,935	52	57,214	245	410,437	132	258,292
3 Cash-grain.....	8,928	23,069,127	342	1,068,180	9	6,328	221	728,199	19	21,103	500	1,016,833	91	199,413
4 Crop-specialty.....	13,696	49,770,585	442	1,728,513	294	1,657,489	130	449,232	38	40,303	421	1,033,010	194	788,444
5 Fruit.....	1,777	4,463,836	6	16,205			9	17,437					31	107,126
6 Truck.....	2,185	5,493,419	338	822,323	3	37,818	54	119,708					36	50,320
7 Dairy.....	3,533	9,251,359	156	514,169	32	121,870	159	732,258	20	37,550	34	52,978	36	50,320
8 Animal-specialty.....	5,293	37,315,576	48	266,375	34	135,363	41	193,345	9	11,062	11	307,006	138	2,007,044
9 Stock-ranch.....	4,836	32,515,882	10	221,274	32	207,894	18	283,788	110	571,695	107	398,461	78	853,163
10 Poultry.....	1,619	2,660,298	122	175,953			175	295,898	13	20,907	16	15,504	10	17,870
11 Self-sufficing.....	1,685	521,123	28	7,757	8	1,769	17	2,619	53	14,959	32	7,002	20	5,393
12 Abnormal.....	4,103	7,568,425	112	388,571	46	15,146	154	73,002	60	19,452	40	32,973	28	105,707
Crops (incl. plants, flowers, etc.), sold or traded:														
13 All types.....	46,352	82,289,288	1,556	3,424,056	409	1,479,462	844	1,339,561	283	95,264	1,282	2,472,191	599	1,427,690
14 General.....	7,553	5,495,374	174	234,178	28	20,278	124	127,644	41	16,408	210	161,040	103	104,031
15 Cash-grain.....	8,668	17,268,016	394	854,211	9	6,176	220	583,487	18	12,791	484	1,359,657	91	153,987
16 Crop-specialty.....	13,681	39,725,743	442	1,410,800	294	1,369,324	130	350,657	38	27,569	420	847,327	194	628,941
17 Fruit.....	1,759	3,721,375	6	14,186			9	14,234						
18 Truck.....	2,179	4,815,898	337	747,545	3	35,595	54	102,367					31	189,023
19 Dairy.....	2,094	1,064,004	88	73,095	20	12,902	98	82,154	11	2,052	18	6,825	16	6,678
20 Animal-specialty.....	4,066	7,390,132	33	44,272	25	27,313	32	45,364	5	1,444	66	56,707	117	327,293
21 Stock-ranch.....	2,172	1,651,018	12	17,592	12	4,993	7	6,297	58	23,589	48	31,113	20	10,763
22 Poultry.....	882	228,419	61	12,835			78	13,258	8	3,917	6	1,204	11	2,698
23 Self-sufficing.....	810	71,701	14	1,394	2	175	8	228	26	2,831	9	573	6	415
24 Abnormal.....	2,518	866,140	65	13,948	10	2,700	84	13,871	28	3,763	21	7,715	10	4,871
Livestock, sold or traded:														
25 All types.....	59,246	69,243,981	897	1,020,166	294	429,327	564	639,211	226	504,219	976	892,489	566	2,105,670
26 General.....	7,189	3,150,671	145	85,613	24	12,950	113	60,718	38	10,510	222	109,970	117	58,200
27 Cash-grain.....	5,828	2,406,169	175	74,782	1	30	122	47,332	5	1,160	244	103,949	40	14,139
28 Crop-specialty.....	7,492	4,161,387	233	77,075	174	144,618	64	30,328	13	2,506	255	90,351	124	63,727
29 Fruit.....	370	180,002	1	135			1	135						
30 Truck.....	838	187,447	32	6,333	2	940	7	3,490					8	1,791
31 Dairy.....	2,823	1,230,021	125	67,252	19	9,205	129	87,938	9	7,147	27	11,232	27	8,570
32 Animal-specialty.....	5,285	25,407,497	48	191,421	34	79,107	41	110,755	9	5,533	61	196,982	138	1,587,248
33 Stock-ranch.....	4,660	20,093,560	19	169,459	30	170,834	18	255,063	108	472,675	106	311,624	75	305,747
34 Poultry.....	526	95,743	25	3,111			34	6,107	7	1,443	7	1,037	7	976
35 Self-sufficing.....	482	35,153	6	604	2	75			17	1,050	6	901	6	530
36 Abnormal.....	1,258	5,279,847	28	341,396	8	2,508	35	28,428	16	2,176	18	10,028	16	64,713
Livestock products, sold or traded:														
37 All types.....	42,424	24,877,394	1,222	948,831	340	249,087	933	1,045,121	246	118,735	1,078	347,274	630	308,149
38 General.....	8,071	3,978,648	173	124,011	35	24,440	132	88,698	47	18,132	233	80,687	128	65,867
39 Cash-grain.....	6,497	1,976,141	234	86,557	2	507	174	60,867	8	4,722	303	79,117	61	18,033
40 Crop-specialty.....	9,525	3,461,782	332	107,794	203	80,424	104	46,085	19	4,591	201	67,948	150	55,509
41 Fruit.....	1,140	289,061	3	559				2,101						
42 Truck.....	870	179,247	62	14,489	1	568	24	7,171					14	2,088
43 Dairy.....	3,533	6,152,630	166	343,193	32	92,646	159	531,616	20	21,630	34	28,347	36	34,641
44 Animal-specialty.....	4,746	2,342,675	41	21,421	31	21,391	34	18,667	8	2,378	83	32,636	123	57,283
45 Stock-ranch.....	3,492	3,698,008	18	28,863	13	18,769	14	22,388	94	49,287	69	34,046	57	24,930
46 Poultry.....	1,619	2,078,058	122	144,336			175	250,207	13	18,432	16	10,017	19	11,405
47 Self-sufficing.....	627	74,300	17	665	3	219	10	593	17	1,346	17	1,127	13	1,242
48 Abnormal.....	2,004	646,804	64	10,907	20	4,127	99	16,233	20	3,217	22	4,440	20	32,155
Forest products sold:														
49 All types.....	1,384	446,680	3	420	5	575	8	1,281	23	5,797			3	829
50 General.....	305	49,001			2	140	3	680	7	1,280				
51 Cash-grain.....	33	2,021	1	65			1	120	1	60				
52 Crop-specialty.....	227	25,698	2	355	2	215								
53 Fruit.....	5	141												
54 Truck.....	26	2,536												
55 Dairy.....	113	12,503					2	206	2	750				
56 Animal-specialty.....	86	8,587					1	225	1	12			2	550
57 Stock-ranch.....	305	54,714			1	220			6	478			1	270
58 Poultry.....	6	255					1	50						
59 Self-sufficing.....	86	4,099							1	25				
60 Abnormal.....	192	286,465							5	3,202				
Farm products used by operator's family:														
61 All types.....	49,816	10,461,505	1,609	299,036	391	90,722	1,010	185,292	387	70,350	1,241	272,346	697	161,841
62 General.....	8,474	2,018,987	130	30,414	33	7,152	137	32,245	52	10,875	240	58,731	130	30,204
63 Cash-grain.....	7,838	1,426,780	273	52,565	1	115	177	36,403	16	2,380	303	74,030	73	13,294
64 Crop-specialty.....	11,767	2,395,526	377	72,489	232	56,908	110	21,562	32	5,697	356	77,384	177	40,267
65 Fruit.....	1,499	273,257	6	1,325			9	1,030						
66 Truck.....	1,779	329,321	318	53,965	3	725	48	6,630					23	5,253
67 Dairy.....	3,484	741,201	153	30,624	32	7,117	158	30,344	20	5,071	33	6,574	35	6,431
68 Animal-specialty.....	5,116	1,106,686	47	9,211	28	7,532	38	9,434	9	1,665	89	20,871	135	35,570
69 Stock-ranch.....	3,964	1,018,583	19	5,380	14	4,078	14	5,010	105	25,066	88	21,678	62	11,438
70 Poultry.....	1,540	237,818	114	15,621			175	26,271	13	2,175	16	3,240	10	2,297
71 Self-sufficing.....	1,685	335,155	28	5,122	8	1,300	17	1,798	53	9,697	32	5,001	20	3,110
72 Abnormal.....	3,182	499,163	95	10,320	40	5,745	127	14,465	57	7,094	24	4,781	23	4,068
RECEIPTS FROM BOARDERS, LODGERS, ETC.														
73 All types.....	1,411	440,041	21	2,937	6	539	14	6,427	7	1,003	27	3,147	25	2,069
74 General.....	289	44,570	5	785				540	1	60	3	345	4	446
75														

AGRICULTURE—COLORADO

OPERATOR'S FAMILY; AND RECEIPTS FROM BOARDERS, ETC.; 1929, BY TYPE OF FARM

products," as the latter represent the total number of farms of each type in the county; also see NOTE, bottom of p. 8]

BOULDER		CHAFFEE		CHEYENNE		CLEAR CREEK		CONEJOS		COSTILLA		CROWLEY		CUSTER		DELTA	
Farms reporting	Value	Farms reporting	Value	Farms reporting	Value	Farms reporting	Value	Farms reporting	Value	Farms reporting	Value	Farms reporting	Value	Farms reporting	Value	Farms reporting	Value
Number	Dollars	Number	Dollars	Number	Dollars	Number	Dollars	Number	Dollars	Number	Dollars	Number	Dollars	Number	Dollars	Number	Dollars
1,368	3,008,827	298	662,743	604	1,439,263	120	184,007	1,370	3,134,648	609	1,109,273	609	2,403,172	344	849,910	1,097	3,850,212
236	481,479	84	150,090	120	184,007	120	184,007	143	200,832	102	127,705	83	154,209	41	64,818	373	568,885
157	304,472			224	481,786			80	95,120	7	10,470					87	87,011
282	1,051,510	44	87,824	7	8,330	4	2,693	449	1,274,957	101	327,170	204	1,091,706	127	220,600	254	563,370
43	57,530							46	88,188			6	13,213			430	1,194,878
28	60,060	30	48,140					61	84,177	132	261,450	55	233,354	12	35,801	60	103,957
202	444,646	21	76,581	31	50,023	3	10,224	94	230,857	90	222,590	15	20,310	29	87,023	109	223,095
85	945,531	25	65,193	86	256,185			279	1,072,000	19	116,120	16	74,429	23	71,581	106	377,071
25	114,034	28	142,992	84	406,200	3	0,175	12	11,377	49	303,457	59	303,457	59	334,317	31	184,870
118	215,030	6	10,819	12	18,347			55	15,843	48	17,040	17	22,872			55	65,020
28	9,026	23	12,069	5	1,698	4	1,226	151	49,199	40	26,727	4	1,888	16	3,894	47	16,788
104	159,603	37	53,035	20	31,178	17	11,427					30	416,644	37	30,880	135	72,568
1,142	1,877,550	255	238,069	415	428,214	16	4,498	1,145	1,608,942	550	607,609	492	1,229,322	281	275,106	1,614	1,788,174
221	198,886	82	73,239	101	49,042			124	87,067	70	69,490	70	64,807	37	20,545	355	204,494
156	250,165			209	334,834			78	79,324	9	9,763					30	28,161
222	798,724	44	63,833	7	6,899	4	2,133	447	1,036,899	160	235,912	204	862,254	127	163,008	254	376,727
43	39,450							46	81,367	132	217,037	6	10,204			420	945,036
28	54,747	30	36,315					30	11,410			54	215,150	12	20,257	00	85,829
132	60,133	14	6,927	9	2,082			72	55,309	77	46,253	6	7,887	18	7,887	77	33,006
65	214,520	23	17,294	47	22,006			185	130,697	8	12,590	12	23,982	18	15,605	122	88,064
14	11,018	13	12,162	18	5,908	3	832	6	1,876	38	5,211	19	29,923	42	32,888	13	6,358
73	17,352	3	192	5	1,657			32	2,808	38	5,211	8	3,489			43	9,153
14	781	1	2,922	1	100	2	75	125	22,116	38	11,353	20	13,259	18	5,420	30	2,999
114	26,758	29	25,155	18	5,686	7	1,953									104	17,157
885	1,086,157	202	208,701	504	658,819	15	11,240	741	1,040,931	353	288,700	395	885,760	228	384,883	935	1,023,914
172	74,265	64	30,014	120	50,822			115	46,734	70	25,634	73	30,363	37	15,050	265	36,519
85	18,555			157	64,425			18	6,131	1	110					114	968
171	83,747	22	10,785	4	455			215	128,048	82	57,592	189	104,452	60	21,278	200	60,840
16	1,025							12	1,832	59	20,079	2	3,650			15	69,290
4	815	11	2,667					31	9,946			2	5,635	7	9,880	15	2,120
104	57,894	19	9,884	25	13,092	3	1,360	94	135,454	90	109,515	11	2,910	26	21,028	83	33,307
83	606,742	25	34,585	85	176,694			184	700,737	19	63,271	48	307,502	58	265,959	106	640,488
25	80,982	28	107,607	84	334,518	3	7,835	5	945			0	728			25	150,470
40	5,109	5	325	8	1,756			18	1,188	10	639	1	00			9	2,275
6	544	9	550	2	115	2	90	49	10,216	16	4,860	10	395,117	11	13,049	28	676
59	80,879	19	12,375	19	17,942	7	1,955									28	24,151
1,149	860,884	200	124,915	523	242,725	18	12,153	736	425,750	302	118,110	454	183,812	220	110,816	1,377	683,320
226	150,113	68	24,296	128	56,631			121	46,217	65	16,350	78	40,419	39	14,497	358	187,203
126	60,008			109	49,244			14	4,877	2	139					24	3,204
219	116,888	21	4,164	4	616	1	70	201	60,918	68	9,538	231	71,074	61	16,029	182	53,980
34	8,831							16	1,460	48	9,350	5	1,502			328	65,010
11	2,497	13	3,095					61	53,307			36	6,023	7	1,281	34	6,508
202	281,059	21	53,162	31	30,107	3	8,133	80	32,034	80	32,001	11	18,731	29	45,466	100	132,904
75	43,770	17	3,836	80	38,649			80	215,054	16	27,071	36	4,104	10	7,510	152	101,100
15	7,800	18	17,600	73	49,413	3	233	105	7,207			17	20,779	44	22,213	23	41,099
118	170,173	6	5,518	12	12,928			12	1,696	9	230					55	47,712
18	1,701	17	1,163	5	623	2	55	28	2,932	14	4,431	21	4,901	15	3,142	35	2,977
105	13,044	19	9,001	18	4,414	9	3,662	39								77	10,807
27	7,149	7	779	1	65	9	1,229	7	990	3	2,290	1	150	48	12,364	15	1,813
4	635	4	177					2	66			1	130	12	3,114	6	923
6	396							1	150	1	50			14	2,630	1	8
2	500	1	350					1	30					6	814	3	122
4	240			1	65			2	130	2	2,240			3	185	3	620
2	820							1	84					6	914	1	200
9	4,558	2	252					6	825	1	615					1	40
1,287	271,987	273	80,279	553	108,440	28	5,600	987	158,036	503	94,589	512	104,128	303	69,941	1,552	342,991
235	57,580	83	23,304	128	28,412			136	26,749	91	17,231	83	18,520	41	10,712	372	39,756
134	29,714			187	33,283			39	4,788	2	464					28	4,080
253	51,761	36	9,042	5	400	2	240	320	48,942	125	24,078	259	53,926	111	17,746	219	42,562
44	8,344							28	3,529	98	14,984	8	707			371	80,456
18	2,901	26	6,063					48	9,505	86	14,821	15	3,794	8	1,353	219	80,456
198	45,000	20	6,258	31	5,342	3	731	89	13,970	80	14,821	16	3,098	29	12,728	55	9,440
78	20,253	25	9,478	84	18,571			89	25,373	16	5,948	39	10,193	23	4,951	107	23,096
22	4,914	21	5,733	81	16,370	3	675	138	1,649			40	12,343	40	12,343	150	40,809
113	22,396	6	1,784	12	2,006			12	10,211	48	10,960	17	2,850			24	6,743
28	6,000	23	7,173	5	800	4	922	55	13,320	37	6,083	4	1,186	10	2,511	55	8,880
144	23,044	52	6,384	22	3,136	16	3,032	92				25	3,367	26	4,593	47	10,996
26	27,549	11	5,030	13	1,892	7	20,415	12	998	8	826	15	3,047	20	23,583	9	1,697
4	1,065	2	125	3	815			4	370	2	138	4	585	0	950	3	562
1	260	2	472	3	132			1	75			1	108				
4	455	1	603					1	50			2	198			5	725
1	360	1	270	2	155	1	15	2	155	2	306	1	735	1	175		
1	520	1	480	3	525			1	100			1	420	3	305		
15	24,889	3	2,810	2	65	5	20,300	2	176	1	20	4	895	4	200	1	420
												1	100				
												6	4	4	21,228		

COUNTY TABLE III.—VALUE OF FARM PRODUCTS SOLD, TRADED, OR USED BY OPERATOR'S

[See note, p. 192.]

CLASS OF PRODUCT AND TYPE OF FARM (See definitions in Introduction)	DENVER		DOLORES		DOUGLAS		EAGLE		ELBERT		EL PASO		FREMONT	
	Farms reporting	Value	Farms reporting	Value	Farms reporting	Value	Farms reporting	Value	Farms reporting	Value	Farms reporting	Value	Farms reporting	Value
	Number 133	Dollars 409,787	Number 149	Dollars 190,231	Number 427	Dollars 1,613,227	Number 349	Dollars 1,407,887	Number 246	Dollars 553,470	Number 1,388	Dollars 3,877,474	Number 1,145	Dollars 1,677,838
All products (sold, traded, or used by operator's family):														
All types.....	133	409,787	149	190,231	427	1,613,227	349	1,407,887	246	553,470	1,388	3,877,474	1,145	1,677,838
General.....	133	409,787	149	190,231	427	1,613,227	349	1,407,887	246	553,470	1,388	3,877,474	1,145	1,677,838
Cash-grain.....	26	21,988	25	41,320	30	59,066	7	8,685	178	332,579	37	51,854	14	13,730
Crop-specialty.....	5	12,284	32	36,548	20	59,041	118	486,721	372	693,286	467	982,164	75	80,265
Fruit.....														
Truck.....	102	137,619			176	605,952	18	31,466	100	184,748	165	595,368	63	140,954
Dairy.....	20	106,079			42	181,805	15	84,022	171	751,221	125	372,833	47	122,033
Animal-specialty.....			16	20,847	69	573,991	83	624,394	84	868,202	93	984,594	67	271,804
Stock-ranch.....			12	49,423	12	22,855			10	16,621	71	144,302	94	129,704
Poultry.....	34	69,560			11	2,485	0	6,120	17	3,541	31	10,905	59	24,014
Self-sufficing.....			23	5,839	20	122,322	21	41,903	24	19,280	84	159,589	270	171,974
Abnormal.....	22	23,300	15	8,266										
Crops (incl. plants, flowers, etc.), sold or traded:														
All types.....	133	148,884	101	69,128	297	221,099	269	531,830	1,085	1,079,990	1,046	1,056,924	915	653,342
General.....	133	148,884	101	69,128	297	221,099	269	531,830	1,085	1,079,990	1,046	1,056,924	915	653,342
Cash-grain.....	21	4,425	21	4,425	33	27,801	48	68,822	242	205,591	203	154,831	130	59,506
Crop-specialty.....	5	9,652	25	33,174	30	49,445	7	6,835	174	202,226	37	39,114	14	11,812
Fruit.....			32	20,535	20	46,177	118	355,905	372	472,820	464	677,207	75	58,522
Truck.....	102	132,051												
Dairy.....	4	1,704			122	44,422	8	4,208	73	26,987	81	30,076	33	8,001
Animal-specialty.....			4	470	33	14,925	11	13,537	147	124,650	82	63,078	27	12,485
Stock-ranch.....					35	18,763	36	45,902	44	37,634	30	30,477	24	10,688
Poultry.....	6	1,007			4	828			6	1,203	12	3,066	62	13,378
Self-sufficing.....			11	494	2	128	7	1,195	11	580	17	1,120	43	5,357
Abnormal.....	16	4,450	8	1,030	13	24,600	15	15,000	16	5,233	41	10,520	207	72,916
Livestock, sold or traded:														
All types.....	15	14,093	91	73,299	333	777,909	243	696,012	933	1,506,228	958	1,474,479	428	408,520
General.....	15	14,093	91	73,299	333	777,909	243	696,012	933	1,506,228	958	1,474,479	428	408,520
Cash-grain.....			24	5,133	36	19,652	50	38,650	232	132,760	274	133,997	95	25,400
Crop-specialty.....	1	640	14	2,571	9	3,392	2	96	110	60,635	10	5,746	3	330
Fruit.....			9	814	10	6,580	66	64,121	231	60,357	271	88,098	18	5,429
Truck.....	2	60												
Dairy.....	6	5,931			154	97,247	11	1,171	84	36,081	117	75,245	10	1,484
Animal-specialty.....			16	22,165	42	127,450	15	62,434	171	475,944	125	226,464	47	82,379
Stock-ranch.....			12	41,049	67	480,311	81	613,800	82	730,707	62	807,537	67	235,687
Poultry.....					3	4,237			8	2,171	17	3,664	20	3,507
Self-sufficing.....			11	1,170	1	45	3	245	3	195	10	614	17	1,031
Abnormal.....	6	7,462	5	397	11	38,986	7	13,297	5	7,478	35	72,503	63	30,360
Livestock products, sold or traded:														
All types.....	82	235,131	93	24,948	366	527,139	270	122,446	1,015	612,399	1,151	1,082,027	723	335,342
General.....	82	235,131	93	24,948	366	527,139	270	122,446	1,015	612,399	1,151	1,082,027	723	335,342
Cash-grain.....			25	6,142	39	27,052	57	25,702	246	160,333	294	180,588	136	44,513
Crop-specialty.....	3	982	13	2,502	17	8,627	5	502	133	50,929	20	2,504	4	928
Fruit.....			18	2,160	9	5,153	88	27,280	275	95,879	333	117,408	25	4,896
Truck.....	11	3,003												
Dairy.....	20	150,293			176	329,521	18	16,290	100	103,265	165	453,112	63	103,441
Animal-specialty.....			9	1,582	40	30,640	13	4,146	101	113,488	113	56,428	36	17,721
Stock-ranch.....			7	6,584	53	56,413	59	41,362	74	75,156	73	63,170	40	10,001
Poultry.....	34	65,751			12	15,768			10	11,002	71	126,242	84	90,408
Self-sufficing.....			11	840	7	475	5	750	7	453	22	2,187	31	2,680
Abnormal.....	14	9,102	10	5,132	13	53,581	15	5,041	9	1,234	53	59,670	137	32,000
Forest products sold:														
All types.....	1	60	7	863	60	5,361	55	6,627	31	8,883	21	10,556	41	10,601
General.....	1	60	7	863	60	5,361	55	6,627	31	8,883	21	10,556	41	10,601
Cash-grain.....			2	662	2	90	12	1,466	7	780	6	1,854	7	1,880
Crop-specialty.....	1	60	1	25	1	40			1	20	1	18		
Fruit.....														
Truck.....														
Dairy.....					21	1,115	3	620	6	418	3	240	2	133
Animal-specialty.....					6	325	2	90	10	492			3	60
Stock-ranch.....			1	8	17	2,374	6	654	5	3,617	4	2,792	8	1,052
Poultry.....														
Self-sufficing.....			1	120	4	142	1	30			2	254	2	40
Abnormal.....			7	1,195	3	1,195	3	210	2	3,687	2	5,800	12	4,787
Farm products used by operator's family:														
All types.....	82	11,609	137	22,093	397	81,729	327	108,972	1,099	218,458	1,244	273,488	984	172,933
General.....	82	11,609	137	22,093	397	81,729	327	108,972	1,099	218,458	1,244	273,488	984	172,933
Cash-grain.....			26	5,596	41	10,215	58	21,925	246	58,997	303	74,000	144	31,687
Crop-specialty.....	4	950	24	3,048	23	3,562	6	1,252	150	28,709	27	4,472	5	660
Fruit.....			30	4,031	13	1,951	111	35,930	289	55,230	372	78,806	49	8,953
Truck.....	21	2,505												
Dairy.....	20	3,051			170	33,647	18	6,160	100	17,127	160	36,695	62	12,053
Animal-specialty.....			14	2,030	41	8,547	15	4,715	167	30,707	123	26,863	43	9,204
Stock-ranch.....			8	1,782	62	16,130	72	22,016	77	21,178	80	20,609	50	13,776
Poultry.....	24	2,808			9	2,022			9	1,495	50	10,460	90	13,351
Self-sufficing.....			23	3,209	11	1,695	9	3,900	17	2,307	31	6,781	59	14,966
Abnormal.....	13	2,205	12	1,707	21	3,960	21	8,265	14	1,648	68	11,096	232	31,802
RECEIPTS FROM BOARDERS, LODGERS, ETC.														
All types.....	1	100	9	857	28	21,415	13	5,669	37	6,301	29	3,963	31	6,603
General.....	1	100	9	857	28	21,415	13	5,669	37	6,301	29	3,963	31	6,603
Cash-grain.....			4	350	3	52	4	1,095	8	1,201	9	1,102	5	685
Crop-specialty.....			1	200			4	534	10	2,118	9	1,159	2	320
Fruit.....									6	985			6	794
Truck.....													1	68
Dairy.....	1													

AGRICULTURE—COLORADO

195

FAMILY; AND RECEIPTS FROM BOARDERS, ETC.; 1929, BY TYPE OF FARM—Continued

beginning of this table]

GARFIELD		GILPIN		GRAND		GUNNISON		HINSDALE		HUERFANO		JACKSON		JEFFERSON		KIOWA	
Farms report- ing	Value	Farms report- ing	Value	Farms report- ing	Value	Farms report- ing	Value	Farms report- ing	Value	Farms report- ing	Value	Farms report- ing	Value	Farms report- ing	Value	Farms report- ing	Value
Number	Dollars	Number	Dollars	Number	Dollars	Number	Dollars	Number	Dollars	Number	Dollars	Number	Dollars	Number	Dollars	Number	Dollars
985	3,229,280	30	81,229	224	689,494	360	1,621,627	40	104,173	705	1,261,069	199	1,427,297	1,656	3,127,729	645	1,249,727
145	272,241	5	3,871	21	27,488	20	50,661			93	86,556	6	11,250	100	256,636	141	182,386
24	27,847									18	25,285			91	209,482	178	428,493
314	979,428	7	4,549	37	38,909	65	109,772	3	2,676	103	124,701	59	211,346	65	142,759	7	16,810
44	82,744													157	236,478		
9	14,591			10	47,358					8	10,853			203	419,643		
48	91,051	4	13,522	22	40,822	23	58,077			40	111,991	6	15,536	215	721,697	33	37,321
55	242,670			14	30,800					109	230,590			32	206,100	103	234,804
185	1,426,495	5	6,303	83	480,203	185	1,270,494	28	94,072	158	572,062	106	1,182,684	50	279,145	40	207,809
15	29,013									15	13,905			210	483,957	7	11,384
45	18,440	3	245	7	2,111	12	5,086			71	20,987			68	21,483	15	5,031
81	44,740	6	2,730	21	21,743	49	27,437	9	6,526	90	48,729	22	6,482	375	200,480	21	35,540
818	1,145,712	23	7,864	125	99,422	217	184,780	28	10,278	456	200,863	125	233,074	1,288	1,181,608	343	367,938
137	98,410	5	1,305	16	4,770	23	13,149			77	24,458	5	2,960	173	112,156	83	31,380
24	20,034									18	20,411			91	159,256	171	312,294
314	748,003	7	3,130	37	31,197	65	86,547	3	2,300	102	92,193	58	181,639	65	106,907	7	14,604
44	65,553													154	192,010		
9	12,296			8	41,923					8	14,005			203	360,003		
33	13,143	4	2,243	10	3,409	12	3,468			11	6,269	4	3,187	148	103,040	11	2,030
47	60,174			9	4,862					67	13,100			27	30,203	47	18,864
118	105,982	3	730	20	10,745	81	71,640	18	6,389	70	18,402	46	43,813	29	22,832	7	5,994
11	0,711									6	835			130	34,440	2	102
22	2,570	1	15	3	187	5	440			38	3,087			30	3,121	6	530
59	12,771	3	381	13	2,869	31	9,510	7	1,587	53	7,143	12	1,475	229	50,934	9	2,032
842	1,361,939	13	7,253	147	425,189	245	1,077,274	25	67,462	478	943,818	143	1,049,927	600	520,479	440	545,508
120	54,802	3	587	15	7,336	21	12,424			75	18,121	4	2,735	106	28,627	127	48,440
12	1,098									6	1,249			84	8,524	118	48,280
163	85,630	2	295	10	1,137	17	6,514			34	7,225	25	10,880	30	9,405	5	850
14	3,476			6	2,326									33	1,941		
39	14,274	4	1,169	13	4,141	17	3,543			1	880			33	5,757		
55	135,171			14	16,598					35	21,555	6	3,762	172	75,585	26	6,347
182	1,051,239	5	4,562	83	384,737	170	1,051,947	24	67,402	108	150,963			32	145,111	103	151,819
7	1,291									157	422,925	99	1,030,592	50	215,870	40	269,612
26	1,326			1	160	3	95			6	416			35	6,724	5	2,068
20	12,166	4	640	5	8,754	8	2,751	1	60	23	1,975			13	945	6	424
718	475,687	19	10,357	147	109,300	240	172,250	23	16,198	34	23,509	9	1,952	62	21,990	10	27,659
135	70,625	5	494	18	9,071	25	13,999			77	20,948	6	3,750	165	72,495	139	68,071
13	1,307									6	1,852			57	28,052	132	35,369
213	70,812	3	209	14	2,332	30	7,795			50	9,399	25	9,111	40	14,300	3	130
27	5,334			5	714									102	20,252		
6	437									1	75			92	16,733		
48	51,945	4	8,000	22	27,455	23	42,948			40	73,693	6	6,917	215	496,114	33	22,004
50	30,187			11	5,942					87	40,068			26	22,751	92	42,760
152	217,215	3	811	64	60,764	143	99,425	19	13,104	115	90,130	66	83,792	23	26,801	33	25,120
15	18,738									15	9,373			210	358,000	7	8,237
22	2,903			2	194	6	660			25	1,206			36	3,070	13	1,606
37	6,144	4	633	11	2,823	13	7,123	4	3,032	39	4,747	7	645	193	71,817	11	3,737
23	5,337	1	400	11	5,688	22	5,810	2	1,230	50	5,637	6	2,038	78	23,552	5	1,182
5	1,030	1	400	1	15	5	1,220			10	935			22	4,354	2	400
3	266															1	2
4	290									6	465			5	587		
1	60													4	730		
3	691			1	55									9	757		
1	120			2	80	2	666			11	1,106						
3	940			3	134	6	1,501	2	1,230	16	2,606	4	1,983	15	2,427	2	780
					775					1	75						
										3	95			5	442		
										3	355	2	55	18	13,955		
849	240,605	30	5,355	191	49,887	298	81,433	37	9,069	638	144,580	158	38,064	1,494	270,905	484	107,541
145	47,345	5	1,025	21	6,290	26	9,869			91	22,094	6	1,796	186	38,904	141	34,106
19	4,192									10	1,773			69	13,650	146	33,492
289	74,093	7	915	25	4,243	42	8,806	2	375	84	15,419	46	9,709	56	11,260	3	175
40	8,321													147	22,275		
7	1,232			13	2,340					4	933			138	20,820		
42	10,998	4	1,450	21	5,737	23	7,452			40	10,474	6	1,670	212	46,101	33	6,334
55	17,048			13	3,774					108	25,353			32	8,095	93	20,551
155	51,069	5	700	76	23,242	164	45,975	28	6,847	142	37,939	87	22,534	44	11,215	30	7,083
15	2,273									15	3,006			201	33,837	7	1,117
45	11,635	3	230	7	1,600	12	3,521			71	14,564			68	13,005	15	2,571
57	11,799	6	1,035	15	2,665	31	5,720	7	1,847	78	12,975	13	2,355	291	41,793	16	2,112
35	8,834	5	815	39	27,243	31	14,752	11	4,663	11	1,276	20	11,033	61	22,874	10	1,464
8	1,202	1	35	4	1,075	1	10			6	761	1	125	9	2,160		
1	80																
0	1,087			5	1,510	5	596							2	145	5	803
3	430													6	1,353		
1	270	1	250	4	1,545	1	60							1	165		
2	293			4	400					1	125			10	2,985	2	120
5	650			35	3,211	15	6,859	9	3,763	1	240	10	1,955	2	70	2	391
1	20									1				2	280	1	150
1	21	1	35							1	20			9	3,423		
7	4,781	2	495	7	19,502	2	445	2	900	2	130	4	7,600	19	12,090		

AGRICULTURE—COLORADO

FAMILY; AND RECEIPTS FROM BOARDERS, ETC.; 1929, BY TYPE OF FARM—Continued
beginning of this table]

MESA		MINERAL		MOFFAT		MONTEZUMA		MONTROSE		MORGAN		OTERO		OURAY		PARK		
Farms reporting	Value	Farms reporting	Value	Farms reporting	Value	Farms reporting	Value	Farms reporting	Value	Farms reporting	Value	Farms reporting	Value	Farms reporting	Value	Farms reporting	Value	
Number	Dollars	Number	Dollars	Number	Dollars	Number	Dollars	Number	Dollars	Number	Dollars	Number	Dollars	Number	Dollars	Number	Dollars	
2,468	5,921,187	50	80,340	715	1,908,447	900	2,184,350	1,383	3,898,507	1,487	8,559,739	1,213	5,132,163	174	491,542	331	1,226,302	1
389	558,154			124	148,630	260	397,043	285	473,965	187	408,075	108	355,788	40	71,800	24	19,714	2
46	42,859			126	179,670	97	153,287	45	50,793	336	853,585	12	23,274	7	6,695			3
479	973,236			62	39,378	160	265,043	461	1,301,957	480	1,782,980	433	1,510,334	26	50,433	113	176,515	4
654	1,953,590					39	125,590	21	87,006			7	972,835					5
50	78,530							68	187,493			267	6,672					6
160	322,617			34	48,977	46	74,389	65	129,037	44	115,502	64	202,043	15	31,146	9	10,372	7
127	506,657			58	184,337	65	220,039	95	481,562	330	4,737,200	67	710,962	5	13,050			8
180	1,052,007	22	70,328	152	1,216,034	146	357,666	123	1,044,941	96	280,840	58	522,041	56	200,940	106	696,230	9
92	149,032			5	3,140	8	9,820	30	32,240	18	45,071	44	89,726	10	5,932	28	5,619	10
84	25,981	5	1,092	84	19,558	32	11,236	23	6,607	14	4,044	15	4,035	9	6,402	51	17,852	11
223	218,839	23	8,520	70	17,277	61	44,047	67	61,316	42	275,252	78	695,353	9				12
2,192	2,974,810	19	5,190	465	307,582	733	824,342	1,132	1,716,120	1,368	3,145,586	1,059	2,555,520	127	91,538	253	229,588	13
304	196,341			96	47,145	235	145,391	272	214,733	170	159,124	155	202,325	39	18,946	21	5,625	14
46	29,309			120	128,209	95	114,682	45	34,745	335	637,223	12	18,872	7	4,103			15
479	761,569			62	67,084	160	197,121	461	1,103,889	480	1,364,180	432	1,205,234	26	30,823	113	143,805	16
652	1,750,921					39	91,055	21	47,207			6	4,210					17
59	60,601							68	144,432			265	867,040					18
103	37,475			20	5,731	30	9,251	46	18,730	32	23,410	27	21,218	7	4,404	7	2,107	19
101	41,617			40	24,030	48	20,720	80	86,661	300	915,285	56	183,320	4	3,230			20
36	30,261	8	3,000	66	28,453	66	36,662	60	43,310	15	33,229	15	26,446	32	10,363	68	71,300	21
70	19,744					6	2,300	23	5,773	10	3,175	25	9,223					22
43	3,812	1	140	27	1,619	16	1,230	9	581	4	320	8	517	6	857	9	501	23
174	43,070	10	2,060	26	5,311	28	5,930	47	15,409	22	9,640	51	27,111	6	815	35	6,181	24
1,183	1,591,617	22	51,430	460	1,086,453	592	637,464	828	1,819,811	1,091	4,015,111	759	1,764,309	135	256,980	176	768,836	25
307	87,083			104	30,554	241	75,236	241	72,961	163	95,143	140	64,730	42	14,254	18	4,640	26
18	2,893			64	19,349	43	12,380	15	2,346	220	86,513	6	6,090	12	300			27
102	44,821			21	5,761	67	14,795	229	78,042	274	225,386	202	107,976	12	5,167	35	12,070	28
171	74,711					27	9,314	11	5,335			1	9					29
10	2,043					28	5,445	28	5,445			112	34,821					30
128	40,276			24	5,420	37	12,217	58	20,417	37	10,372	57	20,569	14	4,453	6	1,470	31
127	341,020			56	112,350	64	136,466	95	328,340	328	3,708,443	67	407,143	5	6,444			32
126	801,121	17	50,350	148	906,841	134	647,602	111	779,347	33	224,883	58	418,947	56	229,003	104	738,490	33
41	4,046					2	860	16	2,122	10	1,961	14	1,882					34
19	881	1	50	22	1,831	6	633	5	634	2	218	3	155	2	164	3	130	35
48	125,211	4	1,030	19	4,182	12	24,788	23	26,322	24	253,482	30	643,147	4	205	10	2,038	36
1,697	921,823	15	13,070	437	394,964	711	397,592	906	541,522	1,216	526,562	854	537,857	141	82,770	162	176,086	37
369	175,459			116	43,078	241	106,489	269	109,325	185	115,019	151	77,470	45	20,943	17	3,135	38
25	4,205			63	14,788	63	13,719	29	7,428	269	82,561	8	1,247	5	907			39
308	85,398			37	8,152	102	22,000	322	77,669	351	110,622	305	115,117	13	4,898	40	5,937	40
350	85,328					34	14,387	14	3,743			4	1,033					41
42	5,364					37	6,915	37	6,915			145	30,274					42
160	203,371			34	30,070	46	42,346	66	76,364	44	64,539	64	141,303	6	18,034	9	5,202	43
118	91,304			60	36,898	60	42,371	89	41,647	284	61,120	48	18,653	15	1,922			44
92	134,928	10	12,278	119	265,055	112	140,007	89	180,481	25	16,013	36	65,420	45	33,906	70	160,285	45
92	106,291			5	2,470	8	5,260	30	18,937	18	36,887	44	71,693					46
51	4,530	2	102	39	2,060	21	2,005	14	1,310	11	1,514	7	943	8	1,760	12	760	47
100	25,655	3	690	19	2,385	24	2,909	38	8,866	29	7,087	42	14,393	5	300	3	702	48
42	4,199			13	1,166	49	9,411	11	2,852	2	324	10	1,584	25	5,259	58	8,138	49
11	865			1	20	17	8,448	6	1,167	1	300			10	1,564	7	750	50
10	785			1	100	8	480	1	500	1	24	9	1,484	2	130	16	1,097	51
3	67					1	14											52
6	842					1	240											53
3	204					4	785											54
7	836			7	594	9	677	3	450					7	886	27	1,791	55
1	50																	56
1	560			3	322	4	77							1	8	2	215	57
				1	160	4	3,670	2	735			1	100	4	2,060	6	4,285	58
2,071	428,618	40	11,150	624	118,272	822	195,541	1,175	266,139	1,367	272,156	1,094	242,893	159	51,994	295	53,858	59
389	97,801			124	27,851	256	67,079	285	75,770	187	39,084	166	41,257	46	16,202	24	5,564	60
37	6,362			102	17,304	83	17,386	35	6,240	283	52,383	12	2,225	5	1,320			61
404	80,682			55	8,791	141	30,545	109	100,957	433	82,768	390	89,223	21	6,395	38	13,606	62
490	82,200					36	10,320	10	3,231			7	1,420					63
55	10,432							55	10,618			229	50,800					64
146	34,663			34	7,756	45	10,335	64	13,526	44	8,181	62	12,953	15	4,239	0	1,593	65
122	32,506			56	11,049	63	16,687	93	25,014	320	72,442	60	13,846	5	1,463			66
97	24,861	19	4,700	123	26,041	110	26,518	105	31,353	33	6,415	44	11,229	49	16,800	95	24,295	67
90	18,001			5	405	8	1,900	29	5,408	18	3,643	44	6,923					68
84	16,768	5																

COUNTY TABLE III.—VALUE OF FARM PRODUCTS SOLD, TRADED, OR USED BY OPERATOR'S

[See note, p. 192,

CLASS OF PRODUCT AND TYPE OF FARM (See definitions in Introduction)	PHILLIPS		PITKIN		PROWERS		PUEBLO		RIO BLANCO		RIO GRANDE		ROUTT	
	Farms reporting	Value	Farms reporting	Value	Farms reporting	Value	Farms reporting	Value	Farms reporting	Value	Farms reporting	Value	Farms reporting	Value
All products (sold, traded, or used by operator's family):	<i>Number</i>	<i>Dollars</i>	<i>Number</i>	<i>Dollars</i>	<i>Number</i>	<i>Dollars</i>	<i>Number</i>	<i>Dollars</i>	<i>Number</i>	<i>Dollars</i>	<i>Number</i>	<i>Dollars</i>	<i>Number</i>	<i>Dollars</i>
1 All types.....	749	2,555,587	185	682,021	1,255	5,171,641	1,369	4,568,831	392	1,608,011	711	6,074,337	869	2,600,851
2 General.....	49	104,328	19	33,476	199	406,909	174	334,354	54	96,967	38	99,130	150	260,088
3 Cash-grain.....	596	2,111,025	73	299,802	147	352,955	70	101,020	32	41,422	508	4,679,137	130	222,964
4 Crop-specialty.....	3	6,625			540	2,144,417	356	1,196,083	57	95,900			3	3,601
5 Fruit.....							3	3,227					49	90,282
6 Truck.....							237	574,508			62	158,108	82	178,220
7 Dairy.....			11	25,165	77	162,677	159	559,525	10	23,209	6	10,274	66	325,306
8 Animal-specialty.....	77	296,574	21	97,976	108	1,134,913	64	517,069	9	15,281	53	907,051	62	1,259,123
9 Stock-ranch.....	3	11,507	30	201,713	60	304,774	70	1,022,663	176	1,318,321	21	200,002	8	8,591
10 Poultry.....	5	4,970			34	43,092	77	125,573					53	15,208
11 Self-sufficing.....	3	1,130	4	1,679	12	3,110	40	14,522	17	4,604	5	1,371	81	32,534
12 Abnormal.....	13	19,498	7	2,210	48	618,794	122	110,287	27	10,301	18	19,264		
Crops (incl. plants, flowers, etc.), sold or traded:														
13 All types.....	709	1,691,503	124	261,149	1,009	2,438,008	1,057	1,944,207	244	267,844	684	4,291,766	642	581,580
14 General.....	44	32,874	12	10,035	179	186,192	146	143,218	47	37,055	34	42,674	135	84,662
15 Cash-grain.....	596	1,585,463	73	210,256	140	262,202	70	75,355	32	29,036			88	139,707
16 Crop-specialty.....	3	5,070			539	1,704,783	356	1,025,066	57	80,378	508	3,806,082	130	162,295
17 Fruit.....							3	2,065					3	2,944
18 Truck.....							237	484,806			61	145,189	49	77,694
19 Dairy.....			4	751	38	22,255	69	33,394	0	5,331	5	5,335	47	19,255
20 Animal-specialty.....	57	64,007	10	19,045	110	216,272	46	120,264	6	1,607	44	272,624	45	41,465
21 Stock-ranch.....	1	230	15	19,824	16	11,882	22	18,622	78	101,638	16	16,704	68	40,465
22 Poultry.....	2	200			18	5,025	27	5,121					5	8,406
23 Self-sufficing.....	1	100	2	248	3	218	17	2,154	7	491	3	238	22	1,406
24 Abnormal.....	6	3,449	2	90	22	20,177	64	34,172	11	2,108	13	6,820	50	10,768
Livestock, sold or traded:														
25 All types.....	584	480,749	126	268,440	988	2,094,677	787	1,561,146	298	1,037,391	500	1,352,859	567	1,408,435
26 General.....	47	32,000	17	7,432	189	87,013	135	73,930	40	20,225	34	20,772	124	52,002
27 Cash-grain.....	450	250,637	47	49,394	345	198,120	172	68,378	20	4,247	367	604,810	56	20,505
28 Crop-specialty.....	1	346			2	168	2	168					1	96
29 Fruit.....							62	18,790			17	3,015	12	2,613
30 Truck.....			9	3,410	43	30,725	140	70,374	6	1,582	5	1,148	65	30,771
31 Dairy.....			21	62,929	168	808,842	64	368,176	9	9,186	53	559,246	64	240,618
32 Animal-specialty.....	77	163,409	27	144,510	60	269,227	67	934,583	173	1,025,368	18	162,142	155	1,034,829
33 Stock-ranch.....	3	8,347			20	3,297	19	4,459					3	760
34 Poultry.....	1	240	2	151	6	309	13	910	7	344			11	614
35 Self-sufficing.....	1	100	3	605	20	575,800	31	12,689	16	2,242	0	1,826	27	3,931
36 Abnormal.....	3	5,000												
Livestock products, sold or traded:														
37 All types.....	621	229,964	124	80,246	1,039	491,344	876	842,121	242	190,565	513	318,427	626	408,552
38 General.....	48	25,384	18	10,092	192	89,952	151	78,175	50	21,308	33	19,417	141	77,340
39 Cash-grain.....	486	162,655	50	15,523	402	143,628	202	56,970	22	2,470	384	185,126	73	18,908
40 Crop-specialty.....	3	764			2	600	2	600						
41 Fruit.....							76	15,168			18	4,035	16	3,229
42 Truck.....			11	17,656	77	95,392	156	454,810	10	14,452	6	7,806	82	100,228
43 Dairy.....			17	8,393	148	75,503	48	19,459	8	1,788	45	65,077	57	35,397
44 Animal-specialty.....	68	23,661	24	28,179	43	13,468	47	55,420	121	140,000	15	27,886	135	136,389
45 Stock-ranch.....	3	1,847			34	29,602	77	104,917					8	5,740
46 Poultry.....	5	3,725	2	240	7	469	19	1,052	7	132	3	118	22	2,058
47 Self-sufficing.....	2	145	2	163	33	8,295	56	44,310	7	752	9	8,872	34	6,113
48 Abnormal.....	6	8,783												
Forest products sold:														
49 All types.....			18	2,233	3	206	40	9,722	47	7,649	8	929	84	7,111
50 General.....			2	321	1	200	18	3,167	6	1,357	3	190	17	1,016
51 Cash-grain.....							1	35	1	337			3	119
52 Crop-specialty.....			6	339			4	479	7	531	2	134	9	1,133
53 Fruit.....														
54 Truck.....														
55 Dairy.....			1	12			6	884	1	30			5	227
56 Animal-specialty.....			2	300	1	6			1	73	3	605	7	510
57 Stock-ranch.....			4	750			7	2,117	20	2,812			22	1,946
58 Poultry.....														
59 Self-sufficing.....							1	40	4	123			11	320
60 Abnormal.....			3	511			3	3,000	7	2,386			4	1,695
Farm products used by operator's family:														
61 All types.....	669	143,351	139	49,953	1,187	237,408	1,212	232,635	328	82,922	633	110,356	789	195,173
62 General.....	48	10,980	19	5,596	199	42,652	170	35,804	54	16,522	36	7,077	150	44,468
63 Cash-grain.....	520	112,270			126	25,174	52	6,581	24	4,785			76	17,202
64 Crop-specialty.....	3	445	58	24,290	493	97,936	291	45,190	44	8,274	464	82,085	107	20,123
65 Fruit.....							2	504					2	661
66 Truck.....							211	55,754			41	4,969	32	6,419
67 Dairy.....			11	3,327	76	14,305	156	30,093	10	1,814	6	695	82	21,730
68 Animal-specialty.....	75	15,347	20	6,409	165	34,290	58	10,070	9	2,627	49	9,499	66	17,323
69 Stock-ranch.....	3	533	21	8,450	47	10,197	55	11,921	161	42,673	17	3,270	152	45,464
70 Poultry.....	5	955			33	5,168	77	11,076					7	1,106
71 Self-sufficing.....	3	645	4	1,040	12	2,114	40	9,466	17	3,514	5	1,015	53	10,501
72 Abnormal.....	12	2,176	6	841	36	5,522	100	16,116	19	2,813	15	1,746	62	10,127
RECEIPTS FROM BOARDERS, LODGERS, ETC.														
73 All types.....	7	1,150	11	3,800	13	2,437	41	9,217	30	7,380	10	1,104	30	4,090
74 General.....			3	310	1	505	9	2,368	9	3,426	2	209	7	657
75 Cash-grain.....	6	875							2	310				
76 Crop-specialty.....			2	190	4	507	3	1,260	3	230	3	315	4	800
77 Fruit.....														
78 Truck.....							4	401			2	80	2	120
79 Dairy.....					2	265	5	699	2	350			3	162
80 Animal-specialty.....			1	100	2	250	3	203	1	75	1	200	3	460
81 Stock-ranch.....			3	700	2	375	4	1,151	12	2,084			4	555
82 Poultry.....	1	275			1	35	3	75						
83 Self-sufficing.....														

COUNTY TABLE IV.—SPECIFIED LIVESTOCK, 1930, AND

[See Note,

	TYPE OF FARM, BY CLASS OF ANIMALS (See definitions in Introduction)	THE STATE		ADAMS		ALAMOSA		ARAPAHOE		ARCHULETA		
		Farms reporting	Animals or quantity	Farms reporting	Animals or quantity	Farms reporting	Animals or quantity	Farms reporting	Animals or quantity	Farms reporting	Animals or quantity	
1	General farms:											
2	Horses and mules, excluding colts.....number..	7,674	45,399	168	1,019	27	138	115	691	50	242	
3	Cows and heifers kept mainly for milk.....number..	7,105	42,211	150	1,105	21	108	115	756	34	182	
4	beef.....number..	1,436	10,421	20	197	6	31	8	63	13	100	
5	Other cattle, including calves.....number..	7,116	82,131	146	1,653	27	273	106	1,547	39	322	
6	Sows and gilts.....number..	3,165	10,078	61	192	13	68	30	143	13	30	
7	Other hogs, excl. pigs under 3 mos. old.....number..	3,034	34,513	73	918	10	52	59	650	29	155	
8	Cash-grain farms:											
9	Horses and mules, excluding colts.....number..	7,603	50,528	290	1,881	8	40	180	1,125	16	70	
10	Cows and heifers kept mainly for milk.....number..	6,319	30,061	214	1,045	5	15	151	766	8	30	
11	beef.....number..	1,085	12,114	37	362	1	5	12	217	2	4	
12	Other cattle, including calves.....number..	6,130	57,676	194	1,795	4	14	136	1,458	8	61	
13	Sows and gilts.....number..	3,520	14,558	91	200	3	6	39	148	3	10	
14	Other hogs, excl. pigs under 3 mos. old.....number..	3,865	47,638	99	771	2	18	75	648	6	48	
15	Crop-specialty farms:											
16	Horses and mules, excluding colts.....number..	12,078	75,274	410	2,485	236	1,637	117	714	34	220	
17	Cows and heifers kept mainly for milk.....number..	9,943	43,674	333	1,914	212	952	93	500	20	86	
18	beef.....number..	1,214	18,488	17	160	33	615	5	44	7	38	
19	Other cattle, including calves.....number..	8,703	89,101	288	2,169	203	2,200	81	649	19	150	
20	Sows and gilts.....number..	3,421	12,810	83	266	140	794	20	47	4	11	
21	Other hogs, excl. pigs under 3 mos. old.....number..	4,002	45,870	131	857	136	2,231	34	198	12	43	
22	Fruit farms:											
23	Horses and mules, excluding colts.....number..	1,142	2,550	2	3			4	5			
24	Cows and heifers kept mainly for milk.....number..	942	2,282	3	6			5	5			
25	beef.....number..	32	303									
26	Other cattle, including calves.....number..	602	2,638	1	12			2	3			
27	Sows and gilts.....number..	170	409									
28	Other hogs, excl. pigs under 3 mos. old.....number..	279	1,001									
29	Truck farms:											
30	Horses and mules, excluding colts.....number..	1,614	5,316	302	621	2	28	39	75			
31	Cows and heifers kept mainly for milk.....number..	844	2,027	60	162	2	13	13	19			
32	beef.....number..	55	702					1	1			
33	Other cattle, including calves.....number..	546	2,884	26	152	2	17	6	38			
34	Sows and gilts.....number..	171	485	3	9	1	1	1	1			
35	Other hogs, excl. pigs under 3 mos. old.....number..	451	2,169	62	137	2	2	5	15			
36	Dairy farms:											
37	Horses and mules, excluding colts.....number..	3,045	16,292	194	713	27	208	138	654	19	86	
38	Cows and heifers kept mainly for milk.....number..	3,385	42,859	147	2,211	30	557	155	2,634	19	203	
39	beef.....number..	285	3,133	4	38	3	48	6	107	2	15	
40	Other cattle, including calves.....number..	3,298	54,698	141	2,125	31	834	148	2,601	19	309	
41	Sows and gilts.....number..	798	2,280	22	100	11	45	14	41	3	13	
42	Other hogs, excl. pigs under 3 mos. old.....number..	1,189	7,594	36	357	17	114	45	301	12	116	
43	Animal-specialty farms:											
44	Horses and mules, excluding colts.....number..	5,021	41,031	47	373	29	322	36	264	9	43	
45	Cows and heifers kept mainly for milk.....number..	4,169	24,783	33	181	30	189	30	292	6	20	
46	beef.....number..	1,741	53,213	10	291	7	152	10	352	3	24	
47	Other cattle, including calves.....number..	4,540	128,009	39	792	25	445	34	990	6	52	
48	Sows and gilts.....number..	2,572	15,304	25	120	21	160	14	124	3	20	
49	Other hogs, excl. pigs under 3 mos. old.....number..	3,050	62,139	28	1,934	19	413	22	604	7	40	
50	Stock ranches:											
51	Horses and mules, excluding colts.....number..	4,261	49,465	18	240	30	403	18	218	105	801	
52	Cows and heifers kept mainly for milk.....number..	2,437	15,498	8	89	9	67	11	85	55	308	
53	beef.....number..	3,063	267,035	14	1,066	23	3,676	10	1,168	65	3,299	
54	Other cattle, including calves.....number..	4,000	386,244	18	1,066	26	5,389	17	3,241	83	6,577	
55	Sows and gilts.....number..	909	3,289	6	16	2	7	8	48	21	81	
56	Other hogs, excl. pigs under 3 mos. old.....number..	1,453	12,963	0	94	7	36	9	253	50	429	
57	Poultry farms:											
58	Horses and mules, excluding colts.....number..	712	2,352	32	81			47	111	11	35	
59	Cows and heifers kept mainly for milk.....number..	828	2,413	33	71			59	102	11	33	
60	beef.....number..	49	290	3	16			2	2	1	2	
61	Other cattle, including calves.....number..	623	3,211	24	77			36	78	9	142	
62	Sows and gilts.....number..	89	210	4	4			1	1	1	1	
63	Other hogs, excl. pigs under 3 mos. old.....number..	156	803	5	62			6	22	3	8	
64	Self-sufficing farms:											
65	Horses and mules, excluding colts.....number..	1,804	4,615	18	58	5	47	8	18	51	164	
66	Cows and heifers kept mainly for milk.....number..	969	2,224	13	19	7	16	5	11	19	57	
67	beef.....number..	152	773							11	37	
68	Other cattle, including calves.....number..	788	3,310	5	14	6	20	3	4	21	76	
69	Sows and gilts.....number..	170	284	4	7					9	16	
70	Other hogs, excl. pigs under 3 mos. old.....number..	409	1,233	7	26	2	11	3	8	22	86	
71	Abnormal and unclassified farms:											
72	Horses and mules, excluding colts.....number..	4,225	21,454	112	394	24	123	80	330	58	146	
73	Cows and heifers kept mainly for milk.....number..	3,084	11,001	89	380	25	92	68	169	16	42	
74	beef.....number..	540	11,810	4	177	4	6	2	21	11	57	
75	Other cattle, including calves.....number..	2,432	47,245	57	357	17	61	43	570	19	74	
76	Sows and gilts.....number..	718	3,052	29	722	4	5	8	30	9	23	
77	Other hogs, excl. pigs under 3 mos. old.....number..	1,169	10,333	34	9,025	9	38	29	193	25	132	
78	SPECIFIED ITEMS, BY TWO TYPES OF FARMS											
79	Stoers, 2 years old and over.....number..		58,057		30		745		1,266		978	
80	All other.....number..		50,777		285		275		652		167	
81	Sheep, excluding lambs.....number..	1,519	1,274,970	8	3,563	7	6,275	6	8,752	57	20,263	
82	All other.....number..	3,901	959,830	36	2,298	79	11,882	20	3,668	51	2,472	
83	Dairy.....number..	3,533	46,279	166	2,323	32	568	159	2,897	20	231	
84	All cows milked.....number..	39,773	188,251	955	4,898	336	1,601	573	2,777	221	896	
85	Of beef or dual-purpose.....number..		8,122	12	87	5	34	13	142	3	37	
86	breeding.....number..	14,715	77,543	173	908	105	522	124	781	92	347	
87	Milk produced.....No. and gals.	3,533	30,400,013	156	1,770,105	32	381,203	159	2,266,308	20	151,321	
88	All other.....No. and gals.	39,773	91,505,754	955	2,811,912	336	828,727	573	1,458,695	221	420,621	
89	Production, per cow.....gallons.		687		762		671		790		655	
90	All other.....gallons.		486		574		518		525		460	
91	Whole milk sold.....gallons.		17,946,404		1,574,062		208,879		1,728,402		9,755	
92	All other.....gallons.		18,135,731		1,386,363		105,385		894,031		2,343	
93	Cream sold as butterfat.....pounds.		3,104,446		34,778		34,290		83,430		40,106	
94	All other.....pounds.		14,103,841		215,026		148,793		212,400		79,246	
95	Chickens over 3 months old.....number..	1,575	476,258	119	32,307			172	65,387	13	802	
96	on farms, Apr. 1, 1930.....number..	47,426	3,176,796	1,544	102,181	376	23,707	863	71,991	306	9,715	
97	Production, per chicken.....dozens.		4,872,242		330,682				601,046		5,935	
98	Production, per chicken.....dozens.		22,471,014		737,016		172,512		477,225		63,800	
99	on hand.....dozens.		10.2		10.2		7.3		7.4		9.2	
100	All other.....dozens.		7.1		7.2				6.6		6.5	

[See NOTE,

	TYPE OF FARM, BY CLASS OF ANIMALS (See definitions in Introduction)	CUSTER		DELTA		DENVER		DOLORES		DOUGLAS		
		Farms reporting	Animals or quantity	Farms reporting	Animals or quantity	Farms reporting	Animals or quantity	Farms reporting	Animals or quantity	Farms reporting	Animals or quantity	
1	General farms:											
2	Horses and mules, excluding colts..... number	39	214	321	1, 179			25	97	30	186	
3	Cows and heifers kept mainly for milk..... number	24	170	335	1, 639			25	107	33	369	
4	beef..... number	23	207	23	181					8	144	
5	Other cattle, including calves..... number	36	486	297	2, 240			23	144	36	661	
6	Sows and gilts..... number	10	16	104	221			1	1	11	25	
7	Other hogs, excl. pigs under 3 mos. old..... number	23	65	147	688			13	42	17	111	
8	Cash-grain farms:											
9	Horses and mules, excluding colts..... number			32	115			22	96	16	90	
10	Cows and heifers kept mainly for milk..... number			25	64			18	55	14	150	
11	beef..... number			2	6			1	3	2	23	
12	Other cattle, including calves..... number			21	92			14	47	16	216	
13	Sows and gilts..... number			8	22			4	11	3	9	
14	Other hogs, excl. pigs under 3 mos. old..... number			10	47			7	58	5	68	
15	Crop-specialty farms:											
16	Horses and mules, excluding colts..... number	115	579	221	1, 053	4	21	20	101	16	83	
17	Cows and heifers kept mainly for milk..... number	55	247	184	728	3	5	25	59	11	87	
18	beef..... number	41	559	9	132					2	8	
19	Other cattle, including calves..... number	72	977	144	1, 083	2	11	19	71	12	141	
20	Sows and gilts..... number	9	19	65	145	1	3	1	4			
21	Other hogs, excl. pigs under 3 mos. old..... number	46	179	90	449	1	11	10	25	4	12	
22	Fruit farms:											
23	Horses and mules, excluding colts..... number			331	904							
24	Cows and heifers kept mainly for milk..... number			307	963							
25	beef..... number			15	212							
26	Other cattle, including calves..... number			240	1, 307							
27	Sows and gilts..... number			60	141							
28	Other hogs, excl. pigs under 3 mos. old..... number			112	535							
29	Truck farms:											
30	Horses and mules, excluding colts..... number	10	51	38	131	23	34					
31	Cows and heifers kept mainly for milk..... number	6	10	30	70	3	5					
32	beef..... number	2	80									
33	Other cattle, including calves..... number	8	128	23	97	1	6					
34	Sows and gilts..... number	1	4	11	29	1	1					
35	Other hogs, excl. pigs under 3 mos. old..... number	1	3	22	65	2	3					
36	Dairy farms:											
37	Horses and mules, excluding colts..... number	23	131	100	429	8	27			151	881	
38	Cows and heifers kept mainly for milk..... number	28	428	103	1, 051	20	422			172	3, 380	
39	beef..... number	5	37	13	98					12	197	
40	Other cattle, including calves..... number	26	482	100	1, 399	19	502			171	5, 056	
41	Sows and gilts..... number	9	22	21	43					25	67	
42	Other hogs, excl. pigs under 3 mos. old..... number	16	51	47	174					49	306	
43	Animal-specialty farms:											
44	Horses and mules, excluding colts..... number	22	157	154	1, 180		15	85	35	230		
45	Cows and heifers kept mainly for milk..... number	7	29	125	578		10	47	27	354		
46	beef..... number	18	431	75	5, 711		12	513	12	325		
47	Other cattle, including calves..... number	21	507	149	8, 093		15	612	38	1, 550		
48	Sows and gilts..... number	7	16	57	210		2	9	12	41		
49	Other hogs, excl. pigs under 3 mos. old..... number	10	89	73	725		6	39	21	195		
50	Stock ranches:											
51	Horses and mules, excluding colts..... number	55	501	20	199		12	261	64	619		
52	Cows and heifers kept mainly for milk..... number	25	171	15	58		2	3	39	581		
53	beef..... number	45	2, 702	7	465		8	181	43	2, 776		
54	Other cattle, including calves..... number	53	2, 952	20	851		11	249	66	5, 699		
55	Sows and gilts..... number	9	21	3	13		1	2	10	25		
56	Other hogs, excl. pigs under 3 mos. old..... number	26	141	4	34		2	11	22	290		
57	Poultry farms:											
58	Horses and mules, excluding colts..... number			42	120	3	3			7	30	
59	Cows and heifers kept mainly for milk..... number			43	103	5	5			4	20	
60	beef..... number									2	69	
61	Other cattle, including calves..... number			33	101	2	2			4	134	
62	Sows and gilts..... number			3	5	1	1					
63	Other hogs, excl. pigs under 3 mos. old..... number			10	21					1	2	
64	Self-sufficing farms:											
65	Horses and mules, excluding colts..... number	14	44	30	79		22	73	6	24		
66	Cows and heifers kept mainly for milk..... number	9	20	30	68		19	40	6	22		
67	beef..... number	3	20									
68	Other cattle, including calves..... number	9	52	20	45		15	63	5	31		
69	Sows and gilts..... number		5	5	9		2	4	1	1		
70	Other hogs, excl. pigs under 3 mos. old..... number	2	6	7	12		7	17				
71	Abnormal and unclassified farms:											
72	Horses and mules, excluding colts..... number	49	241	103	307	11	27	40	137	20	321	
73	Cows and heifers kept mainly for milk..... number	22	81	100	238	0	42	34	79	15	461	
74	beef..... number	10	321	7	38			1	5	6	361	
75	Other cattle, including calves..... number	26	378	70	1, 832	4	22	24	95	17	695	
76	Sows and gilts..... number	5	14	15	21	3	13	2	5	1	3	
77	Other hogs, excl. pigs under 3 mos. old..... number	10	43	33	77	4	54	11	27	6	38	
78	SPECIFIED ITEMS, BY TWO TYPES OF FARMS											
79	Steers, 2 years old and over..... Ranches..... number		122		17				82		605	
80	All other..... number		114		1, 998		7	49			709	
81	Ranches..... number	9	4, 298	16	17, 755			7	4, 835	5	1, 261	
82	Sheep, excluding lambs..... All other..... number	14	3, 795	188	32, 832		7	287		7	431	
83	Dairy..... number	29	448	109	1, 216	20	494		176		3, 624	
84	All cows milked..... All other..... number	223	1, 136	1, 263	4, 494	19	63	139	437	187	2, 361	
85	Of beef or dual-purpose breed..... Dairy..... number	9	54	17	152	1	2			44	675	
86	ing..... All other..... number	147	702	188	582		45	160		82	906	
87	Milk produced..... Dairy No. and gals..... number	29	256, 341	109	765, 217	20	409, 040		176		2, 118, 732	
88	All other No. and gals..... number	223	450, 550	1, 263	2, 495, 056	19	36, 129	139	187, 151	187	1, 085, 853	
89	Production, per cow..... Dairy..... gallons		572		629		828				585	
90	All other..... gallons		397		555		573		428		490	
91	Whole milk sold..... Dairy..... gallons		169, 190		294, 121		391, 490				1, 424, 895	
92	All other..... gallons		117, 551		391, 270		17, 733		5, 261		532, 693	
93	Cream sold as butterfat..... Dairy..... pounds		25, 256		125, 885		228				194, 329	
94	All other..... pounds		54, 617		421, 316		1, 167		25, 960		133, 751	
95	Chickens over 3 months old on farms, Apr. 1, 1930..... Poultry..... number			53	6, 662	34	13, 631			11	3, 820	
96	All other..... number	268	11, 280	1, 425	68, 820	72	5, 372	146	5, 159	368	27, 027	
97	Chicken eggs produced..... Poultry..... dozens				74, 115		145, 255				39, 337	
98	All other..... dozens		71, 768		559, 015		36, 343		31, 818		185, 195	
99	Production, per chicken on hand..... Poultry..... dozens				11. 1		10. 7				10. 3	
100	All other..... dozens		6. 4		8. 1		6. 8		6. 2		6. 9	

	HUERFANO		JACKSON		JEFFERSON		KIOWA		KIT CARSON		LAKE			
	Farms reporting	Animals or quantity	Farms reporting	Animals or quantity	Farms reporting	Animals or quantity	Farms reporting	Animals or quantity	Farms reporting	Animals or quantity	Farms reporting	Animals or quantity		
TYPE OF FARM, BY CLASS OF ANIMALS (See definitions in Introduction)														
General farms:														
1	Horses and mules, excluding colts.....	number.....	85	372	0	56	130	384	183	987	290	2,528	2	16
2	Cows and heifers kept mainly for milk.....	number.....	57	257	4	20	133	497	122	925	249	1,700	1	1
3	beef.....	number.....	33	321	5	74	18	161	27	405	79	912		
4	Other cattle, including calves.....	number.....	75	706	0	155	105	855	131	1,082	290	3,933	1	1
5	Sows and gilts.....	number.....	17	31	1	2	15	42	77	265	190	679		
6	Other hogs, excl. pigs under 3 mos. old.....	number.....	44	166	1	1	22	106	78	824	180	1,832		
Cash-grain farms:														
7	Horses and mules, excluding colts.....	number.....	7	35			74	349	159	1,251	634	4,667		
8	Cows and heifers kept mainly for milk.....	number.....	5	22			56	293	118	589	530	2,733		
9	beef.....	number.....	6	75			5	177	37	537	142	1,343		
10	Other cattle, including calves.....	number.....	8	71			55	467	132	1,616	549	5,507		
11	Sows and gilts.....	number.....					11	25	75	249	420	1,785		
12	Other hogs, excl. pigs under 3 mos. old.....	number.....	2	7			8	20	79	606	306	5,032		
Crop-specialty farms:														
13	Horses and mules, excluding colts.....	number.....	93	390	52	893	52	242	5	89	9	83	7	58
14	Cows and heifers kept mainly for milk.....	number.....	48	146	39	185	46	199	5	10	7	43	3	15
15	beef.....	number.....	23	174	19	249	6	92			3	41	2	17
16	Other cattle, including calves.....	number.....	49	301	36	698	35	339	3	6	7	60	4	50
17	Sows and gilts.....	number.....	12	23	4	6	3	26	1	1	5	13		
18	Other hogs, excl. pigs under 3 mos. old.....	number.....	35	80	7	10	11	197	1	2	5	28		
Fruit farms:														
19	Horses and mules, excluding colts.....	number.....					111	163						
20	Cows and heifers kept mainly for milk.....	number.....					64	120						
21	beef.....	number.....					1	1						
22	Other cattle, including calves.....	number.....					35	89						
23	Sows and gilts.....	number.....					2	4						
24	Other hogs, excl. pigs under 3 mos. old.....	number.....					2	5						
Truck farms:														
25	Horses and mules, excluding colts.....	number.....	5	14			140	265						
26	Cows and heifers kept mainly for milk.....	number.....	3	9			64	128						
27	beef.....	number.....	1	6			2	38						
28	Other cattle, including calves.....	number.....	2	9			39	182						
29	Sows and gilts.....	number.....	2	5			4	5						
30	Other hogs, excl. pigs under 3 mos. old.....	number.....	1	1			7	10						
Dairy farms:														
31	Horses and mules, excluding colts.....	number.....	37	172	6	73	181	735	31	272	47	359	9	39
32	Cows and heifers kept mainly for milk.....	number.....	30	560	0	77	208	2,318	29	314	52	466	11	130
33	beef.....	number.....	13	198	0	59	2	21	9	45	5	51		
34	Other cattle, including calves.....	number.....	37	931	0	119	201	3,373	33	607	53	640	12	158
35	Sows and gilts.....	number.....	12	22	1	1	27	75	15	47	29	75		
36	Other hogs, excl. pigs under 3 mos. old.....	number.....	15	50	2	3	33	345	17	183	28	164		
Animal-specialty farms:														
37	Horses and mules, excluding colts.....	number.....	102	526			29	189	98	897	310	3,048	5	35
38	Cows and heifers kept mainly for milk.....	number.....	56	343			24	195	78	583	248	1,931	3	3
39	beef.....	number.....	55	1,566			9	213	46	1,045	124	1,968	5	90
40	Other cattle, including calves.....	number.....	85	2,127			22	716	92	2,488	305	6,391	5	129
41	Sows and gilts.....	number.....	20	70			10	61	55	247	229	1,325		
42	Other hogs, excl. pigs under 3 mos. old.....	number.....	57	385			10	184	58	769	246	5,210		
Stock ranches:														
43	Horses and mules, excluding colts.....	number.....	147	923	94	2,373	48	435	34	460	24	262	6	58
44	Cows and heifers kept mainly for milk.....	number.....	66	333	65	388	27	285	18	105	10	114	4	4
45	beef.....	number.....	91	6,045	77	13,064	39	2,680	30	1,951	18	1,054	3	175
46	Other cattle, including calves.....	number.....	123	6,755	94	15,047	48	4,162	36	3,864	23	1,765	4	247
47	Sows and gilts.....	number.....	32	68	13	26	5	27	7	36	17	159		
48	Other hogs, excl. pigs under 3 mos. old.....	number.....	64	230	20	39	11	125	8	241	19	829		
Poultry farms:														
49	Horses and mules, excluding colts.....	number.....	11	27			63	113	0	30	10	73		
50	Cows and heifers kept mainly for milk.....	number.....	8	22			65	159	0	28	8	31		
51	beef.....	number.....	1	1			1	1	1	10	1	5		
52	Other cattle, including calves.....	number.....	8	51			41	206	6	63	10	61		
53	Sows and gilts.....	number.....							1	1	1	11		
54	Other hogs, excl. pigs under 3 mos. old.....	number.....	4	16			6	15	1	8	8	66		
Self-sufficing farms:														
55	Horses and mules, excluding colts.....	number.....	67	186			39	85	11	52	17	80		
56	Cows and heifers kept mainly for milk.....	number.....	33	84			35	60	8	24	14	51		
57	beef.....	number.....	12	46			3	14			4	15		
58	Other cattle, including calves.....	number.....	38	130			18	63	5	19	13	52		
59	Sows and gilts.....	number.....	0	13			1	2	3	3	6	8		
60	Other hogs, excl. pigs under 3 mos. old.....	number.....	32	67			3	12	4	7	7	38		
Abnormal and unclassified farms:														
61	Horses and mules, excluding colts.....	number.....	110	399	18	103	165	459	38	282	79	645	7	65
62	Cows and heifers kept mainly for milk.....	number.....	56	167	8	16	161	402	31	105	59	254	5	32
63	beef.....	number.....	27	240	5	25	16	322	7	53	15	439		
64	Other cattle, including calves.....	number.....	56	345	11	48	97	856	26	5,487	57	645	5	43
65	Sows and gilts.....	number.....	7	11			12	32	9	18	37	128		
66	Other hogs, excl. pigs under 3 mos. old.....	number.....	32	95	1	1	43	234	9	46	34	347		
SPECIFIED ITEMS, BY TWO TYPES OF FARMS														
67	Steers, 2 years old and over.....	Ranches.....		235		1,135		700		1,301		241		30
68	All other.....	number.....		125		44		397		3,403		701		37
69	Sheep, excluding lambs.....	Ranches.....	72	32,740	28	22,967	5	1,653	6	8,971	4	980	2	975
70	All other.....	number.....	101	11,075	14	1,251	28	2,341	16	2,899	43	5,620	2	9
71	All cows milked.....	Dairy.....	40	633	0	85	215	3,093	33	405	56	523	12	173
72	All other.....	number.....	470	1,733	135	893	680	2,300	435	2,705	1,287	7,893	19	71
73	Of beef or dual-purpose.....	Dairy.....	17	120	6	63	20	316	19	220	28	248		
74	breeding.....	All other.....	291	1,093	116	668	88	390	242	1,557	982	6,038	3	8
75	Milk produced.....	Dairy.....	40	359,492	6	45,850	215	2,220,496	33	158,775	56	379,523	12	108,675
76	All other.....	No. and gals.....	470	699,986	135	394,975	686	1,466,355	435	981,515	1,287	3,255,716	19	32,850
77	Production, per cow.....	Dairy.....		563		539		739		302		534		623
78	All other.....	gallons.....		387		455		633		363		412		463
79	Whole milk sold.....	Dairy.....		216,833		0,000		1,912,896		12,200		44,277		90,475
80	All other.....	gallons.....		123,122		6,061		822,918		5,956		27,765		10,190
81	Cream sold as butterfat.....	Dairy.....		36,768		9,625		46,532		42,763		64,890		3,858
82	All other.....	pounds.....		66,370		70,939		45,442		215,164		697,271		2,426
83	Chickens over 3 months old on farms, Apr. 1, 1930.....	Poultry.....	15	2,820			206	84,331	7	1,935	12	2,374		
84	All other.....	number.....	631	25,322	117	2,978	1,242	74,525	508	48,877	1,402	124,944	13	267
85	Chicken eggs produced.....	Poultry.....		20,739				857,227		19,762		29,460		
86	All other.....	dozens.....		171,691		21,595		534,805		345,141		816,098		2,017
87	Production, per chicken on hand.....	Poultry.....		0.5				10.2		10.2		12.4		
88	All other.....	dozens.....		0.8		7.3		7.2		7.1		6.5		7.6

1 See footnote 1, p. 182.

AGRICULTURE—COLORADO

LIVESTOCK PRODUCTS, 1929, BY TYPE OF FARM—Continued

bottom of p. 8]

LA PLATA 1		LARIMER		LAS ANIMAS		LINCOLN		LOGAN		MESA		MINERAL		MOFFAT		MONTEZUMA			
Farms reporting	Animals or quantity	Farms reporting	Animals or quantity	Farms reporting	Animals or quantity	Farms reporting	Animals or quantity	Farms reporting	Animals or quantity	Farms reporting	Animals or quantity	Farms reporting	Animals or quantity	Farms reporting	Animals or quantity	Farms reporting	Animals or quantity		
313	1,474	170	812	217	1,342	305	2,206	225	1,510	333	1,276			118	889	230	933	1	
283	1,423	184	797	105	1,062	283	2,045	221	1,247	332	1,474			89	472	218	1,040	2	
43	523	21	257	75	979	49	636	33	330	30	206			38	424	35	358	3	
263	2,019	171	1,576	205	2,740	203	3,099	221	2,310	296	2,298			108	1,074	211	1,879	4	
110	285	44	98	71	145	108	526	139	476	111	251			48	101	50	131	5	
130	881	59	347	110	514	104	1,360	134	1,339	133	912			30	154	111	636	6	
107	497	90	455	48	318	300	2,178	653	4,185	36	139			112	798	85	398	7	
70	291	79	339	41	262	264	1,430	681	2,416	27	88			64	219	65	262	8	
9	194	6	198	6	64	43	431	82	642		79			24	205	2	11	9	
64	594	68	601	41	370	262	2,419	548	4,441	16	79			72	616	55	274	10	
24	93	23	65	16	38	154	549	354	1,400	8	33			30	96	19	47	11	
41	211	24	95	24	180	157	1,493	353	4,406	10	43			36	180	34	147	12	
73	267	424	2,440	343	2,223	132	927	407	3,274	398	1,524			55	412	132	581	13	
58	221	386	1,568	264	1,193	103	480	383	1,708	327	966			30	145	102	342	14	
4	30	21	430	54	746	12	135	38	737	18	137			12	110	8	46	15	
41	215	296	2,169	256	2,340	101	782	335	3,032	211	1,096			34	304	93	704	16	
15	25	73	200	65	167	43	140	191	762	86	175			10	26	14	39	17	
25	161	129	936	130	642	66	368	200	1,864	111	601			17	46	30	171	18	
4	16	83	107							405	828						34	120	19
4	17	84	218							300	560						35	138	20
1	2	3	4							4	11						2	54	21
4	23	52	32							162	444						20	273	22
		12	20							67	110						13	46	23
2	9	15	82							94	579						19	122	24
		0	17	21	40					46	100								25
		9	15	7	11					34	56								26
			1	2	1														27
		3	15	3	4														28
			1	1	1					3	3								29
		1	3	11	29					6	35								30
103	374	113	486	86	420	56	329	24	188	133	580			31	211	43	160	31	
115	1,154	132	1,183	84	1,094	54	526	29	366	147	1,494			32	309	44	371	32	
2	10	5	35	18	317	6	44	4	35	7	45			10	56	2	27	33	
110	1,282	120	1,412	83	1,621	55	798	28	512	143	1,889			33	511	42	471	34	
34	66	22	65	13	38	22	46	9	31	58	118			7	29	12	37	35	
43	210	39	271	31	140	33	225	8	60	53	255			8	29	20	120	36	
77	518	220	1,673	16	123	161	1,298	209	1,560	122	839			54	449	61	316	37	
62	380	212	780	12	59	137	1,136	190	941	99	702			32	221	53	313	38	
44	1,296	22	1,073	8	217	62	1,099	62	2,604	70	3,304			35	1,182	26	626	39	
74	2,125	178	3,136	14	883	155	3,354	193	8,569	115	6,167			52	2,021	59	2,022	40	
36	112	43	193	3	89	9	415	133	985	63	213			26	97	20	43	41	
43	740	98	996	4	106	112	1,439	148	4,444	60	818			20	380	25	217	42	
99	630	126	1,290	324	3,189	82	968	41	619	110	1,062	16	127	145	1,645	117	871	43	
55	278	74	395	113	623	43	305	22	97	62	432	10	59	51	240	62	382	44	
60	2,990	93	7,445	230	23,129	60	5,822	36	4,628	72	7,689	8	797	95	4,132	58	3,891	45	
89	3,776	131	12,943	292	31,662	80	11,326	40	6,367	95	12,084	14	1,154	121	7,357	100	5,797	46	
23	72	10	25	32	80	17	60	9	73	21	43			26	73	20	81	47	
31	272	22	89	80	349	23	357	14	215	20	174			30	147	32	250	48	
19	72	26	64	18	66	10	65	12	66	64	142			4	27	6	18	49	
18	87	44	113	17	63	12	76	15	73	64	166			1	0	5	14	50	
		1	2							3	6								51
17	129	29	97	15	72	12	81	13	94	48	134			1	4	3	18	52	
1	2	2	3			3	11	6	25	6	13			2	7			53	
3	4	5	21	4	5	7	95	4	30	13	44			1	2	1	2	54	
91	322	21	78	168	600	9	55	18	84	52	135	3	11	70	354	29	86	55	
54	125	25	45	102	293	8	17	16	16	46	81	2	5	31	60	21	44	56	
3	23	2	13	37	193	3	8			2	3	1	6	19	130	2	9	57	
48	161	13	45	101	414	8	25	12	37	25	83	3	28	47	340	10	51	58	
10	15	1	9	14	14			2	2	7	7			10	2	4	59		
19	44	4	6	61	146	6	13	6	16	13	43	1	2	10	28	7	24	60	
91	388	136	807	314	1,751	56	293	65	453	192	541	15	110	112	1,281	80	283	61	
75	232	123	365	184	614	38	132	55	165	163	404	11	26	37	138	46	118	62	
9	313	23	487	59	1,771	14	230	12	1,068	5	79	1	6	16	63	9	200	63	
48	372	78	1,300	174	1,959	40	3,573	46	9,184	99	819	10	47	41	234	34	184	64	
12	27	28	142	33	67	11	22	23	28	29	91			5	5	11	16	65	
24	119	27	325	76	231	15	100	28	861	45	394			13	28	15	38	66	
	167		1,607		2,631		3,352		1,575		2,114			660		2,012		1,145	67
	311		2,421		390		2,334		4,175		1,165			2		464		747	68
40	29,695	18	40,989	94	82,345	17	5,072	3	4,417	41	40,461	8	3,326	65	97,326	88	63,834	69	
203	17,558	244	156,610	90	9,559	51	2,871	88	32,265	139	14,168	3	123	78	3,296	120	13,941	70	
117	1,134	140	1,373	92	1,192	67	546	30	395	150	1,510			34	336	46	437	71	
734	3,575	1,301	5,233	1,118	4,515	962	5,478	1,551	6,549	1,506	5,033	20	82	464	1,996	646	2,953	72	
14	109	11	128	28	200	32	277	9	68	296	296			15	112	9	55	73	
207	971	145	758	363	1,343	644	3,692	594	2,558	213	1,082	7	37	309	1,278	162	746	74	
117	783,860	140	915,219	92	678,353	57	293,565	30	272,689	150	1,066,859			34	192,385	46	303,516	75	
734	2,023,339	1,301	3,040,808	1,118	1,612,091	962	2,237,532	1,551	3,100,600	1,506	2,853,023	20	29,598	464	1,012,923	646	1,800,823	76	
	692		667		569		538		707		690			573		573		695	77
	560		581		357		408		453		567			361		507		610	78
	172,074		732,384		271,923		52,677		146,905		276,852				20,772		42,461	79	
	42,694		1,716,731		115,655		13,230		131,392		102,215			8,530		37,908		16,143	80
	169,798		34,465		88,988		57,823		46,324		233,361				46,324		64,507	81	
	404,014		173,219		247,878		489,796		593,224		541,010			1,690		179,912		405,031	82
23	2,127	70	20,761	21	5,855	13	6,098	16	3,943	87	18,683			5	775	8	1,182	83	
937	41,413	1,524	101,642	1,422	63,397	1,075													

[See NOTE

	MONTROSE		MORGAN		OTERO		OURAY		PARK		PHILLIPS			
	Farms reporting	Animals or quantity	Farms reporting	Animals or quantity	Farms reporting	Animals or quantity	Farms reporting	Animals or quantity	Farms reporting	Animals or quantity	Farms reporting	Animals or quantity		
TYPE OF FARM, BY CLASS OF ANIMALS (See definitions in Introduction)														
1	General farms:													
2	Horses and mules, excluding colts.....	number.....	270	1,117	172	1,152	148	839	40	219	22	69	44	281
3	Cows and heifers kept mainly for milk.....	number.....	253	1,102	171	986	132	495	41	228	16	58	45	281
4	Other cattle, including calves.....	number.....	18	72	17	251	18	312	15	73	9	55	7	145
5	Sows and gilts.....	number.....	216	1,536	159	1,833	115	949	43	466	18	143	46	586
6	Other hogs, excl. pigs under 3 mos. old.....	number.....	93	216	77	310	45	136	11	25	1	1	38	198
7	Cash-grain farms:													
8	Horses and mules, excluding colts.....	number.....	135	1,086	81	825	56	864	21	102	6	12	34	545
9	Cows and heifers kept mainly for milk.....	number.....	38	152	311	2,283	11	63	5	30			502	3,198
10	Other cattle, including calves.....	number.....	26	79	271	1,314	7	20	4	25			483	2,131
11	Sows and gilts.....	number.....	2	2	12	147			2	9			39	305
12	Other hogs, excl. pigs under 3 mos. old.....	number.....	20	79	245	2,022	5	34	4	41			457	3,616
13	Crop-specialty farms:													
14	Horses and mules, excluding colts.....	number.....	7	19	128	481	1	1	2				344	1,837
15	Cows and heifers kept mainly for milk.....	number.....	9	44	148	1,461	7	26	1	2			316	5,644
16	Other cattle, including calves.....	number.....	409	1,950	449	2,882	396	2,448	24	134	98	590	3	9
17	Sows and gilts.....	number.....	337	1,080	401	1,536	306	983	18	73	56	220	1	7
18	Other hogs, excl. pigs under 3 mos. old.....	number.....	17	140	24	581	28	409	3	42	19	176		
19	Fruit farms:													
20	Horses and mules, excluding colts.....	number.....	277	1,405	339	2,696	253	1,683	10	105	58	547	1	11
21	Cows and heifers kept mainly for milk.....	number.....	134	341	141	592	112	330	4	13	6	6	1	5
22	Other cattle, including calves.....	number.....	187	1,244	202	1,712	143	1,387	10	78	19	30	1	3
23	Sows and gilts.....	number.....	14	45			1	2						
24	Other hogs, excl. pigs under 3 mos. old.....	number.....	12	39			2	2						
25	Truck farms:													
26	Horses and mules, excluding colts.....	number.....	1	1			1	1						
27	Cows and heifers kept mainly for milk.....	number.....	37	147			225	1,016						
28	Other cattle, including calves.....	number.....	35	83			174	388						
29	Sows and gilts.....	number.....	1	1			7	40						
30	Other hogs, excl. pigs under 3 mos. old.....	number.....	28	103			110	420						
31	Dairy farms:													
32	Horses and mules, excluding colts.....	number.....	9	67			1	1						
33	Cows and heifers kept mainly for milk.....	number.....	3	4										
34	Other cattle, including calves.....	number.....	61	844	40	610	57	1,165	14	155	9	80		
35	Sows and gilts.....	number.....	17	75	15	52	10	35	1	1				
36	Other hogs, excl. pigs under 3 mos. old.....	number.....	34	189	14	150	15	147	3	8	1	2		
37	Animal-specialty farms:													
38	Horses and mules, excluding colts.....	number.....	87	658	317	2,398	64	473	5	42			72	557
39	Cows and heifers kept mainly for milk.....	number.....	81	369	294	1,102	45	230	4	25			61	325
40	Other cattle, including calves.....	number.....	26	1,319	37	1,321	15	501	5	105			27	308
41	Sows and gilts.....	number.....	87	2,544	259	6,343	45	1,550	5	154			67	1,209
42	Other hogs, excl. pigs under 3 mos. old.....	number.....	44	208	120	771	13	64					65	669
43	Stock ranches:													
44	Horses and mules, excluding colts.....	number.....	49	748	158	3,222	33	767	4	16			60	2,910
45	Cows and heifers kept mainly for milk.....	number.....	109	1,035	31	322	59	1,047	53	468	101	1,478	3	32
46	Other cattle, including calves.....	number.....	78	378	24	131	21	100	35	139	61	314	3	26
47	Sows and gilts.....	number.....	55	6,362	23	1,243	39	3,801	40	2,850	81	5,969	2	125
48	Other hogs, excl. pigs under 3 mos. old.....	number.....	03	8,001	33	2,055	49	4,254	50	4,542	95	7,948	2	228
49	Poultry farms:													
50	Horses and mules, excluding colts.....	number.....	16	43	15	83	8	33	12	46	6	8	2	5
51	Cows and heifers kept mainly for milk.....	number.....	43	392	10	338	9	238	22	149	16	25	2	27
52	Other cattle, including calves.....	number.....	23	85	6	46	27	62					4	4
53	Sows and gilts.....	number.....	20	54	14	53	22	60					2	12
54	Other hogs, excl. pigs under 3 mos. old.....	number.....	2	8	1	1	2	3						
55	Self-sufficing farms:													
56	Horses and mules, excluding colts.....	number.....	19	73	11	108	17	56					2	14
57	Cows and heifers kept mainly for milk.....	number.....	3	5	2	9	1	1						
58	Other cattle, including calves.....	number.....	5	12	3	30	3	5						
59	Sows and gilts.....	number.....	10	39	6	18	9	37	6	20	20	100	3	13
60	Other hogs, excl. pigs under 3 mos. old.....	number.....	12	28	7	14	7	15	8	24	18	42	1	3
61	Abnormal and unclassified farms:													
62	Horses and mules, excluding colts.....	number.....	1	5	1	4	3	13						
63	Cows and heifers kept mainly for milk.....	number.....	9	19	4	11	5	26	5	23	11	38	2	7
64	Other cattle, including calves.....	number.....	2	2	2	3	3	3			2	3	1	2
65	Sows and gilts.....	number.....	3	5	2	23	1	1	3	7	4	5	1	3
66	Other hogs, excl. pigs under 3 mos. old.....	number.....	58	251	80	394	91	513	10	23	58	206	21	93
67	SPECIFIED ITEMS, BY TWO TYPES OF FARMS													
68	Horses and mules, excluding colts.....	number.....	54	191	64	315	77	188	9	31	18	39	22	102
69	Cows and heifers kept mainly for milk.....	number.....	5	723	11	97	10	95	1	1	3	19	1	56
70	Other cattle, including calves.....	number.....	35	286	43	2,062	44	1,827	6	14	13	49	13	146
71	Sows and gilts.....	number.....	10	27	22	64	19	87	1	1	1	2	9	33
72	Other hogs, excl. pigs under 3 mos. old.....	number.....	18	92	34	343	37	333	5	11	2	2	9	219
73	STEERS, 2 YEARS OLD AND OVER													
74	Ranches.....	number.....		730		264		539		228		1,262		127
75	All other.....	number.....		254		2,617		1,871		39		44		25
76	SHEEP, EXCLUDING LAMBS													
77	Ranches.....	number.....	59	62,237	6	3,445	15	26,825	14	6,750	30	48,846		
78	All other.....	number.....	133	12,262	98	55,290	73	17,035	10	387	19	4,491	16	419
79	ALL COWS MILKED													
80	Dairy.....	number.....	65	662	44	499	64	885	15	133	9	70		
81	All other.....	number.....	938	3,440	1,276	5,824	823	2,769	138	697	203	825	645	3,035
82	Of beef or dual-purpose.....	number.....	9	66	8	78	8	72	5	35	4	28		
83	breeding.....	number.....	238	1,935	358	1,935	109	416	57	234	117	434	263	1,196
84	MILK PRODUCED													
85	Dairy..... No. and gals.....	gallons.....	65	483,120	44	347,641	64	629,099	15	90,185	9	39,467		
86	All other..... No. and gals.....	gallons.....	938	1,940,032	1,270	2,909,574	823	1,369,797	138	338,547	203	328,371	645	1,497,828
87	PRODUCTION, PER COW													
88	Dairy.....	gallons.....		730		697		599		678		564		
89	All other.....	gallons.....		564		499		495		486		393		494
90	Dairy.....	gallons.....		191,241		150,497		352,701		22,105		3,000		
91	All other.....	gallons.....		207,206		483,076		158,539		3,786		9,208		59,150
92	CREAM SOLD AS BUTTERFAT													
93	Dairy.....	pounds.....		79,545		42,011		49,560		12,944		10,690		
94	All other.....	pounds.....		318,299		449,240		208,678		69,621		52,937		
95	CHICKENS OVER 3 MONTHS OLD ON FARMS, APR. 1, 1930													
96	Poultry.....	number.....	29	3,190	18	8,822	39	13,007					5	1,455
97	All other.....	number.....	1,124	54,423	1,406	110,315	1,069	60,040	159	7,168	213	6,075	680	71,702
98	CHICKEN EGGS PRODUCED													
99	Poultry.....	dozens.....		25,050		52,998		139,546						12,710
100	All other.....	dozens.....		418,687		811,846		460,824		56,752		39,719		477,263
101	PRODUCTION, PER CHICKEN ON HAND													
102	Poultry.....	dozens.....		7.9		9.1		10.2						8.7
103	All other.....	dozens.....		7.7		7.0		7.6		7.9		6.5		6.7

1 See footnote 1, p. 184.

COUNTY TABLE IV.—SPECIFIED LIVESTOCK, 1930, AND LIVESTOCK PRODUCTS, 1929, BY TYPE OF FARM—
Continued

[See Note, bottom of p. 8]

	TYPE OF FARM, BY CLASS OF ANIMALS (See definitions in Introduction)	SEDGWICK		SUMMIT		TELLER		WASHINGTON		WELD		YUMA	
		Farms re- port- ing	Animals or quan- tity	Farms re- port- ing	Animals or quan- tity	Farms re- port- ing	Animals or quan- tity	Farms re- port- ing	Animals or quantity	Farms re- port- ing	Animals or quantity	Farms re- port- ing	Animals or quantity
1	General farms:												
2	Horses and mules, excluding colts.....number.....	40	314	5	73	22	89	442	3,316	370	2,120	269	1,845
3	Cows and heifers kept mainly for milk.....number.....	39	190	5	86	21	137	413	2,658	355	2,260	251	1,690
4beef.....number.....	5	18	3	40	4	37	65	437	53	573	55	761
5	Other cattle, including calves.....number.....	39	374	5	280	19	297	427	4,719	348	4,199	266	3,116
6	Sows and gilts.....number.....	31	138	1	3	1	1	233	622	139	574	186	826
7	Other hogs, excl. pigs under 3 mos. old.....number.....	19	478	3	4	6	18	317	3,206	102	2,101	185	2,641
8	Cash-grain farms:												
9	Horses and mules, excluding colts.....number.....	236	1,407						512	618	3,758	1,067	7,918
10	Cows and heifers kept mainly for milk.....number.....	239	1,016						418	547	2,400	950	4,716
11beef.....number.....	23	132						68	73	692	196	1,325
12	Other cattle, including calves.....number.....	222	1,707						415	4,267	3,642	9,128	
13	Sows and gilts.....number.....	156	991						274	1,105	860	3,011	
14	Other hogs, excl. pigs under 3 mos. old.....number.....	149	2,624						289	3,609	263	10,968	
15	Crop-specialty farms:												
16	Horses and mules, excluding colts.....number.....	118	922	10	98	92	410	92	610	2,507	10,121	24	100
17	Cows and heifers kept mainly for milk.....number.....	96	432	4	13	36	186	75	317	2,303	11,197	14	64
18beef.....number.....	12	110	6	32	10	97	12	89	121	1,611	3	32
19	Other cattle, including calves.....number.....	87	875	7	127	40	491	66	561	1,893	18,467	18	254
20	Sows and gilts.....number.....	67	339			7	13	40	205	441	1,220	12	50
21	Other hogs, excl. pigs under 3 mos. old.....number.....	59	613			13	65	44	626	953	6,134	11	169
22	Fruit farms:												
23	Horses and mules, excluding colts.....number.....												
24	Cows and heifers kept mainly for milk.....number.....												
25beef.....number.....												
26	Other cattle, including calves.....number.....												
27	Sows and gilts.....number.....												
28	Other hogs, excl. pigs under 3 mos. old.....number.....												
29	Truck farms:												
30	Horses and mules, excluding colts.....number.....									90	416		
31	Cows and heifers kept mainly for milk.....number.....									62	269		
32beef.....number.....									2	6		
33	Other cattle, including calves.....number.....									48	250		
34	Sows and gilts.....number.....									7	11		
35	Other hogs, excl. pigs under 3 mos. old.....number.....									20	83		
36	Dairy farms:												
37	Horses and mules, excluding colts.....number.....	5	43	14	113	22	112	44	369	217	1,199	39	226
38	Cows and heifers kept mainly for milk.....number.....	6	77	12	178	25	324	46	481	241	3,003	42	377
39beef.....number.....			5	64	6	110	9	60	15	114	2	30
40	Other cattle, including calves.....number.....	2	111	13	411	25	499	46	630	229	3,467	40	607
41	Sows and gilts.....number.....	6	7	3	7	3	5	25	87	45	163	18	70
42	Other hogs, excl. pigs under 3 mos. old.....number.....	3	46	7	15	11	21	29	215	74	511	22	268
43	Animal-specialty farms:												
44	Horses and mules, excluding colts.....number.....	52	486			12	76	345	3,668	510	3,980	368	3,312
45	Cows and heifers kept mainly for milk.....number.....	51	272			5	35	267	1,811	472	1,921	308	1,829
46beef.....number.....	14	307			9	150	128	2,461	94	2,899	139	3,281
47	Other cattle, including calves.....number.....	49	1,185			14	434	321	6,737	433	11,823	342	9,391
48	Sows and gilts.....number.....	38	472					292	1,782	167	880	307	2,883
49	Other hogs, excl. pigs under 3 mos. old.....number.....	39	1,517			3	10	270	6,695	251	3,811	311	8,836
50	Stock ranches:												
51	Horses and mules, excluding colts.....number.....	7	197	15	229	28	176	53	596	88	1,086	73	780
52	Cows and heifers kept mainly for milk.....number.....	2	5	11	135	19	87	31	161	66	451	42	303
53beef.....number.....	6	1,833	12	1,023	27	1,424	39	2,709	70	5,714	59	4,478
54	Other cattle, including calves.....number.....	7	3,273	15	1,990	31	2,263	52	5,366	90	8,379	75	7,046
55	Sows and gilts.....number.....	6	69	3	5	1	2	21	115	24	109	47	282
56	Other hogs, excl. pigs under 3 mos. old.....number.....	4	85	6	16	3	4	23	294	34	352	43	940
57	Poultry farms:												
58	Horses and mules, excluding colts.....number.....							20	99	26	85	11	60
59	Cows and heifers kept mainly for milk.....number.....							17	59	30	86	20	8
60beef.....number.....							3	17	3	18	3	8
61	Other cattle, including calves.....number.....							20	127	25	109	14	88
62	Sows and gilts.....number.....							1	2	6	16	5	8
63	Other hogs, excl. pigs under 3 mos. old.....number.....							4	12	6	44	4	45
64	Self-sufficing farms:												
65	Horses and mules, excluding colts.....number.....					3	7	18	105	20	67	22	84
66	Cows and heifers kept mainly for milk.....number.....					2	3	18	46	21	47	27	82
67beef.....number.....							1	1				
68	Other cattle, including calves.....number.....					1	1	13	40	15	50	17	81
69	Sows and gilts.....number.....							5	14			11	24
70	Other hogs, excl. pigs under 3 mos. old.....number.....					1	1	8	42	7	14	11	69
71	Abnormal and unclassified farms:												
72	Horses and mules, excluding colts.....number.....	20	76	9	50	21	70	73	407	185	829	60	388
73	Cows and heifers kept mainly for milk.....number.....	17	41	4	27	10	25	40	185	152	552	65	242
74beef.....number.....	1	8	1	58	5	67	5	90	11	551	2	103
75	Other cattle, including calves.....number.....	13	936	5	73	12	145	36	602	115	1,328	53	298
76	Sows and gilts.....number.....	12	64	1	1	1	1	21	54	24	69	27	74
77	Other hogs, excl. pigs under 3 mos. old.....number.....	9	154			2	5	33	620	53	313	29	104
78	SPECIFIED ITEMS, BY TWO TYPES OF FARMS												
79	Steers, 2 years old and over.....Ranches.....number.....		650		601		316		925		1,577		1,043
80All other.....number.....		1,333		47		162		1,092		10,899		1,808
81Ranches.....number.....	2	1,955	4	693	2	12	14	10,110	20	18,076	2	63
82All other.....number.....	15	788	4	1,558	2	20	110	13,409	422	308,245	52	3,965
83	Sheep, excluding lambs.....Dairy.....number.....	6	80	14	201	26	338	46	483	252	3,186	43	390
84All other.....number.....	454	1,993	29	303	111	516	1,428	7,787	4,109	19,242	1,813	9,517
85	All cows milked.....Dairy.....number.....	2	22	13	175	7	65	22	198	45	408	22	223
86	Of beef or dual-purpose.....All other.....number.....	216	965	23	258	53	218	728	4,128	977	3,559	1,050	5,894
87	breeding.....Dairy.....No. and gals.....	6	66,452	14	96,260	26	208,798	46	233,959	252	2,178,408	43	244,146
88	Milk produced.....All other.....No. and gals.....	454	983,850	29	123,937	111	223,292	1,428	3,470,963	4,109	10,744,835	1,813	8,977,332
89	Production, per cow.....Dairy.....gallons.....		747		479		618		484		632		626
90All other.....gallons.....		494		409		433		446		558		418
91	Whole milk sold.....Dairy.....gallons.....		53,176		13,550		113,554		32,048		1,653,625		78,950
92All other.....gallons.....		8,117		15,290		23,145		40,399		5,810,876		37,015
93	Cream sold as butterfat.....Dairy.....pounds.....		987		17,635		10,219		64,061		120,970		40,932
94All other.....pounds.....		183,172		24,130		36,960		761,637		786,832		761,903
95	Chickens over 3 months old.....Poultry.....number.....							27	4,206	52	10,788	23	4,640
96	on farms, Apr. 1, 1930.....All other.....number.....	503	45,478	37	1,192	122	3,805	1,546	147,462	4,775	324,593	1,941	191,663
97	Chicken eggs produced.....Poultry.....dozens.....								40,362		108,059		41,707
98All other.....dozens.....		297,211		7,839		26,094		908,484		2,282,951		1,359,412
99	Production, per chicken.....Poultry.....dozens.....								9.6		10.0		9.0
100	on hand.....All other.....dozens.....		6.5		6.6		6.9		6.8		7.0		7.1

AGRICULTURE—COLORADO

COUNTY TABLE V.—TYPE OF FARM, BY SIZE, 1930

[See NOTE, bottom of p. 8]

TYPE AND SIZE (See definitions in Introduction)		THE STATE	Adams	Alamosa	Arapahoe	Archuleta	Baca	Bent	Boulder	Chaffee	Cheyenne	Clear Creek
		Number	Number	Number	Number	Number	Number	Number	Number	Number	Number	Number
1	General farms:											
2	Under 3 acres.....	78	1	2	2	1	1	2	9	3		
3	3 to 9 acres.....	202	3	11	1	2	2	32	3	3		
4	10 to 19 acres.....	306	4	10	1	1	9	24	2	3		
5	20 to 49 acres.....	750	24	15	1	4	16	52	13	13	1	
6	50 to 99 acres.....	893	20	8	6	20	25	54	17	9	4	
7	100 to 174 acres.....	1,363	26	15	12	17	10	7	17	18	17	
8	175 to 259 acres.....	619	10	3	6	5	109	34	18	22	68	
9	260 to 499 acres.....	2,332	54	8	29	16	78	24	7	6	35	
10	500 to 999 acres.....	1,465	28	2	31	6	20	13	1		9	
	1,000 acres and over.....	464	11	13								
11	Cash-grain farms:											
12	Under 50 acres.....	160	7	5	1	4	2	7				
13	50 to 99 acres.....	330	17	12	4	5	9	29				
14	100 to 174 acres.....	958	50	17	4	24	17	65			9	
15	175 to 259 acres.....	499	21	8	4	15	9	20			10	
16	260 to 499 acres.....	3,238	95	63	6	106	29	28			82	
17	500 to 999 acres.....	2,646	85	1	77	170	14	6			72	
18	1,000 to 4,999 acres.....	1,054	66	39		83	12	2			51	
	5,000 acres and over.....	11	2			3						
19	Crop-specialty farms:											
20	Under 20 acres.....	311	18	6			1	13	6			1
21	20 to 49 acres.....	991	42	8		2	6	16	1			
22	50 to 99 acres.....	2,398	92	10		6	35	91	1			
23	100 to 174 acres.....	4,089	119	18	13	36	73	97	11	1		2
24	175 to 259 acres.....	1,323	40	10	4	10	25	33	9			
25	260 to 499 acres.....	2,780	81	75	49	13	207	35	26	14	4	
26	500 to 999 acres.....	1,290	36	21	19	5	120	12	6	1	2	1
	1,000 acres and over.....	511	14	10	8	3	34	7	1			
27	Fruit farms:											
28	Under 3 acres.....	32						3				
29	3 to 9 acres.....	454	1	6				25				
30	10 to 19 acres.....	450	3	2				13				
31	20 to 49 acres.....	492		1				4				
32	50 to 99 acres.....	109	2					1				
33	100 to 174 acres.....	87						2				
34	175 to 259 acres.....	33										
35	260 to 499 acres.....	17										
	500 acres and over.....	7										
36	Truck farms:											
37	Under 3 acres.....	55	1					2				
38	3 to 9 acres.....	452	98	26				5	3			
39	10 to 19 acres.....	489	123	15				5	6			
40	20 to 49 acres.....	528	79	10				4	0			
41	50 to 99 acres.....	272	22	2				8	2			
42	100 to 174 acres.....	219	10	2				15	1			
43	175 to 259 acres.....	55	3					1	2			
44	260 to 499 acres.....	80	2	1				3				
	500 acres and over.....	35		1					1			
45	Dairy farms:											
46	Under 3 acres.....	106	7	1	2			6				1
47	3 to 9 acres.....	303	20	25				38	4			
48	10 to 19 acres.....	332	18	23	1			36	4			
49	20 to 49 acres.....	381	12	19	1			30	3			1
50	50 to 99 acres.....	574	4	29	4	2		46	1	2		
51	100 to 174 acres.....	286	10	8	5	3		17	3			
52	175 to 259 acres.....	801	30	20	8	14		17	4	19		1
53	260 to 499 acres.....	530	17	16	1	14		12	3	1	8	
54	500 to 999 acres.....	220	3	8		1		6	3	1	2	
	1,000 acres and over.....											
55	Animal-specialty farms:											
56	Under 20 acres.....	93	1	3				4				
57	20 to 49 acres.....	179	5	2		1		9				
58	50 to 99 acres.....	468	2	4	1	3		12	17	1		
59	100 to 174 acres.....	1,085	10	5	6	7		47	80	10	6	
60	175 to 259 acres.....	474	2	4	3	3		18	8	7	6	
61	260 to 499 acres.....	1,402	14	11	2	21		38	13	6	27	
62	500 to 999 acres.....	1,044	9	8	3	39		10	3	1	36	
	1,000 acres and over.....	563	5	9		17		8	1		11	
63	Stock ranches:											
64	Under 3 acres.....	116			1	5		1				
65	3 to 9 acres.....	179			3			2		2		
66	10 to 19 acres.....	571	1	6	37			3		6		1
67	20 to 49 acres.....	750	2	5	21	5		9	3	5	21	
68	50 to 99 acres.....	1,061		9	3	30		19	7	8	26	
69	100 to 174 acres.....	1,747	12	8	21	56		31	13	7	27	2
70	175 to 259 acres.....	243	4	3	3	10		7		4	4	
71	260 to 499 acres.....	169		1	3	2		1			2	
	5,000 to 9,999 acres.....											
	10,000 acres and over.....											
72	Poultry farms:											
73	Under 3 acres.....	245	23	33				21		1		
74	3 to 9 acres.....	487	44	81		4		57		3		
75	10 to 19 acres.....	243	20	30	1	2		19		1		
76	20 to 49 acres.....	206	15	17		2		13		1		
77	50 to 99 acres.....	109	7	6	4	3		4			2	
78	100 to 174 acres.....	124	1	3	3	3		1			1	
79	175 to 259 acres.....	40	1	1	1	1		3			7	
80	260 to 499 acres.....	117	5	3	4	3		3			2	
	500 acres and over.....	48		1		2		4				
81	Self-sufficing farms:											
82	Under 3 acres.....	19	7	10	1			7		4		
83	3 to 9 acres.....	221	5	4	4			1		4		1
84	10 to 19 acres.....	121	6	1	4	5		8		5		
85	20 to 49 acres.....	227	3	1	7	3		2		1		2
86	50 to 99 acres.....	205	6	1	34	7		4		6		
87	100 to 174 acres.....	364	4	1	2	2		3		3		
88	175 to 259 acres.....	98	2	3	3	6		10		1		1
89	260 to 499 acres.....	278	1	1	5	2		2		1		
	500 acres and over.....	152									1	
90	Abnormal farms:											
91	Under 3 acres.....	240	10	3	7		1	12			2	1
92	3 to 9 acres.....	1,080	49	18	90	6		5		10		2
93	10 to 19 acres.....	498	22	34	34		1	24		7		1
94	20 to 49 acres.....	500	10	9	10	3		26		5		1
95	50 to 99 acres.....	294	4	6	3	7		2		6		
96	100 to 174 acres.....	578	4	4	4	30		4		5		5
97	175 to 259 acres.....	141	1	1	2	2		1		3		3
98	260 to 499 acres.....	410	2	2	6	11		4		2		3
	500 acres and over.....	353	1	1	1	3		7		2		2

TYPE AND SIZE (See definitions in Introduction)		Conejos	Costilla	Crowley	Custer	Delta	Denver	Dolores	Douglas	Eagle	Elbert	El Paso
		Number	Number	Number	Number	Number	Number	Number	Number	Number	Number	Number
1	General farms:											
2	Under 3 acres.....	11	1			7						1
3	3 to 9 acres.....	20	3	6		18						2
4	10 to 19 acres.....	9	13	2		31						
5	20 to 49 acres.....	20	35	11		119			1			5
6	50 to 99 acres.....	35	22	14	2	93			1	7	1	6
7	100 to 174 acres.....	26	15	15	4	61		3	7	23	20	28
8	175 to 259 acres.....	10	6	5	6	20		4	3	3	21	20
9	260 to 499 acres.....	9	5	17	16	20		14	16	13	86	115
10	500 to 999 acres.....	3		10	8	3		5	11	13	80	101
	1,000 acres and over.....		2	3	5	1			2		29	27
11	Cash-grain farms:											
12	Under 50 acres.....	18	3			11			2	1		3
13	50 to 99 acres.....	26	2			12		1			1	6
14	100 to 174 acres.....	23				10		3	1	1	14	2
15	175 to 259 acres.....	8	1			2			3	1	8	
16	260 to 499 acres.....	4	1			2			8	11	56	13
17	500 to 999 acres.....	1							9	12	67	10
18	1,000 to 4,999 acres.....								4	1	31	3
	5,000 acres and over.....										1	
19	Crop-specialty farms:											
20	Under 20 acres.....	28	18		4	10	2			1	1	2
21	20 to 49 acres.....	72	44	26		47			2	2	10	16
22	50 to 99 acres.....	110	29	63	5	66	2	1	2	2	8	19
23	100 to 174 acres.....	147	23	101	24	68	1	8	4	62	35	52
24	175 to 259 acres.....	30	25	27	10	30		5	1	13	26	26
25	260 to 499 acres.....	50	17	36	37	24		12	5	21	178	185
26	500 to 999 acres.....	10	4	32	38	7		5	3	13	92	127
	1,000 acres and over.....	2	1	9	9	2		1	3	8	22	30
27	Fruit farms:											
28	Under 3 acres.....					4						
29	3 to 9 acres.....			1		26						
30	10 to 19 acres.....			1		69						
31	20 to 49 acres.....			2		166						
32	50 to 99 acres.....			1		101						
33	100 to 174 acres.....					36						
34	175 to 259 acres.....			1		17						
35	260 to 499 acres.....					7						
	500 acres and over.....					4						
36	Truck farms:											
37	Under 3 acres.....					3						1
38	3 to 9 acres.....	7	10	6		10	32					5
39	10 to 19 acres.....	7	22	3	1	9	63					3
40	20 to 49 acres.....	5	40	6	1	18	5					6
41	50 to 99 acres.....	9	18	20		10	1					2
42	100 to 174 acres.....	10	24	12	3	9				2		
43	175 to 259 acres.....	2	4	3	1	1				11		
44	260 to 499 acres.....	6	4	6	4	1				2		1
	500 acres and over.....		1		2					3		1
45	Dairy farms:											
46	Under 3 acres.....	20		2	2	3	6					4
47	3 to 9 acres.....	14		4		8	9			1	2	7
48	10 to 19 acres.....	6				28						3
49	20 to 49 acres.....	7		1	1	28			6			7
50	50 to 99 acres.....	6			5	27		3		17	3	8
51	100 to 174 acres.....	2		4	4	6		1	10	3	8	17
52	175 to 259 acres.....	5		4	9	5		1		5	38	54
53	260 to 499 acres.....	1		2	7	4			51	8	30	49
	500 to 999 acres.....				1	4			70	5	30	59
	1,000 acres and over.....				2				22	1	13	16
54	Animal-specialty farms:											
55	Under 20 acres.....	5	17	1	1	8				2		1
56	20 to 49 acres.....	15	22	1		21			1		2	2
57	50 to 99 acres.....	13	14	3		35		1				1
58	100 to 174 acres.....	27	14	2	6	60		5	6	8	7	3
59	175 to 259 acres.....	12	14	1		19		1	2	1	5	4
60	260 to 499 acres.....	18	5	4	11	26		7	14	3	42	48
61	500 to 999 acres.....	4	4	4	4	7		2	14	1	55	56
	1,000 acres and over.....				1				5		58	12
62	Stock ranches:											
63	Under 3 acres.....	24						4				3
64	3 to 9 acres.....	71	2	5		3			1	2		
65	10 to 19 acres.....	97	1	3	5	10		3		18	1	1
66	20 to 49 acres.....	37	1	3	7	2		2	5	17	5	6
67	50 to 99 acres.....	30	3	9	17	10		2	14	27	7	13
68	100 to 174 acres.....	20	9	16	27	5		1	45	17	53	54
69	175 to 259 acres.....	1	8	2	2	1			3	3	11	10
	260 to 499 acres.....				1				1		4	9
	500 to 999 acres.....											
	1,000 acres and over.....											
70	Poultry farms:											
71	Under 3 acres.....	4		2		1	19		1		2	30
72	3 to 9 acres.....	3		1		7	11		1		1	7
73	10 to 19 acres.....			1		9	3		1			5
74	20 to 49 acres.....			3		14	1		3		1	7
75	50 to 99 acres.....			1		13			1			4
76	100 to 174 acres.....	4		4		7			2		2	8
77	175 to 259 acres.....					2			1			3
78	260 to 499 acres.....	1		3		2					3	6
	500 acres and over.....			1					2			1
79	Self-sufficing farms:											
80	Under 3 acres.....	2				6						
81	3 to 9 acres.....	12	10			7			1		1	1
82	10 to 19 acres.....	8	12		2	8						4
83	20 to 49 acres.....	14	13		2	10			2	1	2	4
84	50 to 99 acres.....	7	2		1	6		1	5	4	4	8
85	100 to 174 acres.....	7		1	6	7			4	2	7	8
86	175 to 259 acres.....	4	2		1	1			1	1	1	2
87	260 to 499 acres.....			3	4	1			10	1	7	8
	500 acres and over.....	1			1				4	1		3
88	Abnormal farms:											
89	Under 3 acres.....	2		4	4	13		4				9
90	3 to 9 acres.....	23	18	8	1	35		9	1	5	1	12
91	10 to 19 acres.....	22	8	4	1	29		2	3	3	1	11
92	20 to 49 acres.....	58	9		1	29		3	1	1		10
93	50 to 99 acres.....	20	6	4	2	10		3		2		14
94	100 to 174 acres.....	19	4	4	5	14		1	4	4	4	14
95	175 to 259 acres.....	4		2	2	1			1	2	4	2
96	260 to 499 acres.....	3	1	3	14	4			7	7	8	6
	500 acres and over.....			1	6				1	5	4	11

1 See footnote 1, p. 182.

[See Note,

TYPE AND SIZE (See definitions in Introduction)		Lincoln	Logan	Mesa	Mineral	Moffat	Monte- zuma	Mon- trose	Morgan	Otero	Ouray	Park
		Number	Number	Number	Number	Number	Number	Number	Number	Number	Number	Number
General farms:												
1	Under 3 acres.....		3	4		1	1	1				
2	3 to 9 acres.....	1	6	15			5	7	6	8		
3	10 to 19 acres.....		5	47			1	9	2	19		
4	20 to 49 acres.....	1	1	118		1	24	68	3	34	3	1
5	50 to 99 acres.....	5	8	77		4	43	101	11	43	8	
6	100 to 174 acres.....	20	40	67		8	102	72	20	27	14	6
7	175 to 259 acres.....	11	17	27		5	30	18	18	8	7	8
8	260 to 499 acres.....	140	99	20		40	40	7	69	11	15	3
9	500 to 999 acres.....	91	52	12		41	8	2	44	10	3	6
10	1,000 acres and over.....	45	12	2		18	2		5	8	1	
Cash-grain farms:												
11	Under 50 acres.....		2	19			2	14	2	1		
12	50 to 99 acres.....	3	8	9			6	11	6	5		
13	100 to 174 acres.....	15	68	8		6	29	13	26	1	3	
14	175 to 259 acres.....	14	37	6		7	11	5	15	1	2	
15	260 to 499 acres.....	112	37	4		56	34	2	147	2	2	
16	500 to 999 acres.....	142	218	3		45	11		102	2		
17	1,000 to 4,999 acres.....	73	65	2		12	4		38			
18	5,000 acres and over.....											
Crop-specialty farms:												
19	Under 20 acres.....	1	6	17		1		20	9	11		
20	20 to 49 acres.....		12	110		1	3	98	20	63		2
21	50 to 99 acres.....	1	64	154		2	17	126	129	137	4	3
22	100 to 174 acres.....	16	139	180		4	52	132	145	126	6	19
23	175 to 259 acres.....	3	68	92		2	25	85	62	41	4	10
24	260 to 499 acres.....	57	104	23		27	45	37	77	30	3	21
25	500 to 999 acres.....	47	30	14		10	15	9	25	13	3	33
26	1,000 acres and over.....	18	6	3		6	3	1	13	3	6	25
Fruit farms:												
27	Under 3 acres.....			6						2		
28	3 to 9 acres.....			159			1	3		2		
29	10 to 19 acres.....			222				4		2		
30	20 to 49 acres.....			268			11	5				
31	50 to 99 acres.....			40			11	4		1		
32	100 to 174 acres.....			14			11	3				
33	175 to 259 acres.....			2			3	1				
34	260 to 499 acres.....			2			2	1				
35	500 acres and over.....			1								
Truck farms:												
36	Under 3 acres.....			2								
37	3 to 9 acres.....			12				14		19		
38	10 to 19 acres.....			14				13		35		
39	20 to 49 acres.....			24				21		78		
40	50 to 99 acres.....			6				7		75		
41	100 to 174 acres.....							8		43		
42	175 to 259 acres.....			1				1		8		
43	260 to 499 acres.....							4		8		
44	500 acres and over.....									1		
Dairy farms:												
45	Under 3 acres.....	2		3				1	1	2	1	
46	3 to 9 acres.....		3	16		1	2	7	4	13		
47	10 to 19 acres.....		1	43			4	8	3	8		
48	20 to 49 acres.....		3	37		1	13	10	3	5	3	1
49	50 to 99 acres.....		3	28		2	15	17	6	4	6	
50	100 to 174 acres.....	4	3	14		1	4	9	2	5		1
51	175 to 259 acres.....	2	3	9		14	6	11	13	6	2	1
52	260 to 499 acres.....	26	11			11	1	1	9	11	1	4
53	500 to 999 acres.....	15	5			4	1	1	3	10	1	2
54	1,000 acres and over.....	8	1									
Animal-specialty farms:												
55	Under 20 acres.....	1	1	2		1	1	4	2	1		
56	20 to 49 acres.....	1	1	12			7	13	4	6		
57	50 to 99 acres.....		14	30			13	20	63	10		
58	100 to 174 acres.....	9	41	49		5	25	22	108	26	1	
59	175 to 259 acres.....	5	19	12		2	10	11	35	8	1	
60	260 to 499 acres.....	60	61	19		25	5	14	59	8	3	
61	500 to 999 acres.....	35	46	2		21	4	1	35	6		
62	1,000 acres and over.....	65	39	1		4		1	24	2		
Stock ranches:												
63	Under 3 acres.....	2	1	10	1	2	31	4	2		1	1
64	3 to 9 acres.....			10			16	17		3		
65	10 to 19 acres.....	1		32	6	5	35	39		3	1	5
66	20 to 49 acres.....	3	2	34	5	21	23	20	1	5	10	14
67	50 to 99 acres.....	8	4	41	3	67	18	22	1	6	15	21
68	100 to 174 acres.....	49	20	28		43	20	18	30	28	22	54
69	175 to 259 acres.....	11	11	3		8	3	2	2	4	2	6
70	260 to 499 acres.....	9	2	2		5	3	1		9		8
Poultry farms:												
71	Under 3 acres.....			5			1	2	1	4		
72	3 to 9 acres.....	1	4	14		1	1	4	4	13		
73	10 to 19 acres.....			23				2	2	18		
74	20 to 49 acres.....			34			1	5	2	6		
75	50 to 99 acres.....		2	11				7	4	4		
76	100 to 174 acres.....	6	2	5			2	5	1	1		
77	175 to 259 acres.....		1				2	4	1	1		
78	260 to 499 acres.....	5	6			3	1	1	4	2		
79	500 acres and over.....	1	1			1			3	2		
Self-sufficing farms:												
80	Under 3 acres.....						1		1	1	1	
81	3 to 9 acres.....	1	1	24		1	3	3	3	7	1	1
82	10 to 19 acres.....			16		1	1	1		1		
83	20 to 49 acres.....	1	1	26	1	1	7	10	2	2	2	1
84	50 to 99 acres.....	2	3	8		1	8	6	6	1	4	3
85	100 to 174 acres.....	3	10	5	3	12	6	3	2	1	1	8
86	175 to 259 acres.....	2	2			3	2	2	1	1		
87	260 to 499 acres.....	5	3	3	1	29	2	2	1	1		4
88	500 acres and over.....	1	1	2		36	2		1	1		11
Abnormal farms:												
89	Under 3 acres.....		6	15		5	4	3	5	10	1	
90	3 to 9 acres.....		16	49	1	1	6	15	16	41	2	1
91	10 to 19 acres.....	1	3	60		2	2	12	3	9		1
92	20 to 49 acres.....		4	51			4	13	4	3		5
93	50 to 99 acres.....	3	7	12	2	1	13	6	4	5		3
94	100 to 174 acres.....	2	8	20	9	12	7	8	6	4	2	18
95	175 to 259 acres.....	2	2	5	3	4	4	4	4	1	1	2
96	260 to 499 acres.....	10	7	8	7	26	6	2	3	1	1	7
97	500 acres and over.....	9	4	6	1	21	5	4	1	4	1	19

See footnote 1, p. 184.

COUNTY TABLE VI.—TYPE OF FARM, BY SPECIFIED VALUE OF FARM

[See Note,

TYPE, BY VALUE OF PRODUCTS (See definitions in Introduction)		THE STATE	Adams	Alamosa	Arapahoe	Archuleta	Baca	Bent	Boulder	Chaffee	Cheyenne	Clear Creek
		Number	Number	Number	Number	Number	Number	Number	Number	Number	Number	Number
1	General farms:											
2	Under \$400	488	6	1	8	11	9	8	13	4	7	
3	\$400-\$599	768	11	4	8	7	22	11	16	5	8	
4	\$600-\$999	1,761	22	13	17	13	44	31	42	18	28	
5	\$1,000-\$1,499	1,393	40	1	27	7	53	20	35	13	41	
6	\$1,500-\$2,499	2,042	35	10	33	11	71	25	61	25	26	
7	\$2,500-\$3,999	1,066	36	0	21	3	39	23	40	11	12	
8	\$4,000-\$5,999	849	14	1	15		5	8	21	7	3	
9	\$6,000 and over	101	17	1	8		2		8	1	1	
10	Cash-grain farms:											
11	Under \$250	346	15	1	4	3	23	2	4		12	
12	\$250-\$599	821	24	1	16	7	34	12	7		20	
13	\$600-\$999	1,105	43	5	27	4	45	11	23		42	
14	\$1,000-\$1,499	1,240	45	2	20	1	65	14	20		32	
15	\$1,500-\$2,499	2,045	76		35	1	110	18	41		52	
16	\$2,500-\$3,999	1,752	63		45	2	100	10	42		36	
17	\$4,000-\$5,999	956	36		30	1	63	13	15		21	
18	\$6,000-\$9,999	492	24		20		30	2	5		6	
19	\$10,000 and over	162	16		9		21				3	
20	Crop-specialty farms:											
21	Under \$250	295	0		1	3	1		1	3		2
22	\$250-\$599	1,037	18	12	6	10	21	7	18	3	3	1
23	\$600-\$999	1,270	36	20	12	13	52	9	15	7	1	
24	\$1,000-\$1,499	1,530	36	20	22	5	75	12	19	5		
25	\$1,500-\$2,499	2,473	88	41	26	3	113	31	48	15	3	1
26	\$2,500-\$3,999	2,734	106	50	27	4	98	46	83	5		
27	\$4,000-\$5,999	2,222	73	44	19		33	52	63	5		
28	\$6,000-\$9,999	1,475	54	62	9		22	31	26	1		
29	\$10,000 and over	600	22	39	8		6		9			
30	Fruit farms:											
31	Under \$250	71			2				4			
32	\$250-\$599	175							4			
33	\$600-\$999	270	3		1				10			
34	\$1,000-\$1,499	295	1		1				12			
35	\$1,500-\$2,499	366			3				3			
36	\$2,500-\$3,999	298	1		1				0			
37	\$4,000-\$5,999	163							1			
38	\$6,000-\$9,999	91	1		1							
39	\$10,000 and over	48										
40	Truck farms:											
41	Under \$250	59	5		4				2			
42	\$250-\$599	251	26		3				6			
43	\$600-\$999	340	44		10			1	2			
44	\$1,000-\$1,499	365	72	1	10				2			
45	\$1,500-\$2,499	487	82		13				2			
46	\$2,500-\$3,999	325	57	1	5			5	5			
47	\$4,000-\$5,999	181	25		6			13	2			
48	\$6,000-\$9,999	126	22		2			5	1			
49	\$10,000 and over	51	5	1	1			5	1			
50	Dairy farms:											
51	Under \$250	20										
52	\$250-\$599	271	6	4	6	1	5	5	7	2	4	
53	\$600-\$999	573	14	3	18	4	12	4	34	1	7	1
54	\$1,000-\$1,499	710	28	5	22	6	5	15	44	2	4	
55	\$1,500-\$2,499	816	41	10	27	4	8	10	55	2	11	
56	\$2,500-\$3,999	586	30	4	31	3	3		38	8	5	1
57	\$4,000-\$5,999	291	17	2	27	1		1	17	4		
58	\$6,000-\$9,999	167	12		17	1	1	1	6	2		1
59	\$10,000 and over	99	8	4	11				1			
60	Animal-specialty farms:											
61	Under \$400	92	1			1		2			1	
62	\$400-\$599	143	3		2	1	3		3	2	2	
63	\$600-\$999	415	2	2	4	3	10	11	0		6	
64	\$1,000-\$1,499	631	11	4	5	1	13	3	2	4	12	
65	\$1,500-\$2,499	1,024	11	13	11	2	22	8	12	6	30	
66	\$2,500-\$3,999	897	3	0	8	1	22	3	12	11	10	
67	\$4,000-\$5,999	527	3	4	3		7	12	5	1	0	
68	\$6,000-\$9,999	499	6	2	4		7	10	8	1	5	
69	\$10,000-\$19,999	638	5	3	3		4	48	19	1	1	
70	\$20,000 and over	432	3		1		1	35	14		1	
71	Stock ranches:											
72	Under \$250	204		2				3	1			
73	\$250-\$599	304		1		6	8	8			2	
74	\$600-\$999	326	1	2	3	13	11	10	3	1	7	1
75	\$1,000-\$1,499	455		4		15	10	9	3	2	15	
76	\$1,500-\$2,499	722	2	3	2	18	21	16	4	9	26	
77	\$2,500-\$3,999	792	2	4		24	18	9	6	5	14	1
78	\$4,000-\$5,999	571	3	5	3	11	11	7	2	4	6	1
79	\$6,000-\$9,999	614	2	4	3	9	13	5	3	5	7	1
80	\$10,000-\$19,999	531	6	3	2	10	5	7	1	1	3	
81	\$20,000 and over	317	3	4	5	4	1	4	2	1	4	
82	Poultry farms:											
83	Under \$250	73	10		0	1	2	2	3			
84	\$250-\$599	292	23		24	1	4	7	15		4	
85	\$600-\$999	362	28		43	2	3	3	25		4	
86	\$1,000-\$1,499	327	27		28	3	4	4	24	3	1	
87	\$1,500-\$2,499	304	19		36	4	3	3	30	1	1	
88	\$2,500-\$3,999	152	9		23	2			8			
89	\$4,000-\$5,999	68	4		8				10		2	
90	\$6,000 and over	41	2		4				3			
91	Self-sufficing farms:											
92	Under \$250	796	15	5	14	28	19	15	11	4	3	1
93	\$250-\$599	432	6	3	3	16	10	1	10	6		3
94	\$600-\$999	269	6			4	2	3	2	2	2	
95	\$1,000-\$1,499	180	1			5	1	1	5	10		
96	Abnormal farms:											
97	Under \$250	1,453	36	21	73	35	13	6	42	7	8	7
98	\$250-\$599	1,717	48	19	62	18	14	13	81	14	10	2
99	\$600-\$999	562	14	4	14	5	9	3	30	10	6	4
100	\$1,000-\$1,499	53	1		1					1	1	2
101	\$1,500-\$2,499	59		1	1					4	3	1
102	\$2,500-\$3,999	55			1					1	3	1
103	\$4,000-\$5,999	38	2		1		1					
104	\$6,000-\$9,999	36	4		1		2					
105	\$10,000-\$19,999	63	4		1		1				1	
106	\$20,000 and over	67	7					2	1			

AGRICULTURE—COLORADO

PRODUCTS SOLD, TRADED, OR USED BY OPERATOR'S FAMILY, 1929

bottom of p. 8]

Conejos	Costilla	Crowley	Custer	Delta	Denver	Dolores	Douglas	Eagle	Elbert	El Paso	Fremont	Garfield	Gilpin	Grand	
Number	Number	Number	Number	Number	Number	Number	Number	Number	Number	Number	Number	Number	Number	Number	Number
15	22	9		20		4	2	4	5	9	14	5		2	1
19	21	9	7	42		4	3	1	4	16	18	13	2	2	2
31	32	14	8	98		7	6	10	28	57	48	20	1	5	3
31	5	13	9	70		11	6	13	44	83	33	36	2	4	4
23	12	17	10	82			11	17	88	84	26	40		6	5
19	4	13	5	48			9	6	52	38	4	22		1	4
5	4	7	2	12			3	3	21	13	4	6		7	6
	2	1		1			1	5	4	5		3		1	7
															8
7	1			4		2	1	1	4	5	3	3			9
19	1			10		5	4	1	11	11	4	6			10
20	3			9		5	4	2	34	2	2	5			11
10				5		6	8	1	40	5	2	4			12
7	1			6		6	6	1	42	9	3	4			13
9				3		4	3	1	22	3		1			14
2									12	2		1			15
	1					2	3		3						16
							1		1						17
24	5		9	9			2	2	16	14	11	15	2	8	18
74	36	5	22	32	1	11	5	10	33	61	17	27	2	7	19
77	37	21	21	41		11	3	11	67	48	16	25	2	6	20
65	23	26	20	47		2	2	7	79	79	12	45		6	21
71	19	56	25	57	1	6	1	17	76	100	14	61	1	8	22
40	14	90	20	41	3	1	1	25	52	70	4	60		1	23
44	12	56	7	18			1	23	21	33	1	54		1	24
35	14	26	3	9		1	2	15	6	13		18		2	25
19	1	11					1	8	1	3		9		26	26
				13							30	1			27
				45							40	4			28
				53							57	0			29
				69							33	12			30
				88							18	11			31
				84							11	4			32
				38							5	5			33
				24							3	1			34
				16							1				35
7	5	2	1	5	3			1			4	1		1	36
7	27	1		9	24			2		5	18			2	37
9	30	6		7	14			3		1	20	2		1	38
6	21	10	3	7	22			1		4	19			6	39
5	18	7	4	10	27			6		8	13	2		3	40
5	11	12	1	14	9			0		4	11			3	41
3	12	6	1	2	3			1		1	8	1		1	42
4	5	7	2					1		2	6			1	43
	3	4									3			1	44
				1					3	1	1	2			45
				8				4	6	8	4	6		2	46
14		1	2	22	2			11	16	23	10	7		5	47
17		4	2	22	3			23	23	29	17	8		6	48
12		3	5	26	7			52	26	38	18	13	1	3	49
7		2	8	20	2			52	22	31	10	5	2	4	50
9		5	3	5	1			21	3	15	5	5	1	2	51
2		1	3	5	3			12	2	9	2	2		2	52
		1	7					1	1	11	3			53	53
3	2	2	1	1		2			1	5	2	1			54
2	7			2	2	2			2	2	6				55
20	16	2	1	10	3		1		3	10	10	5		2	56
20	13	3	3	16	3		3		3	17	4	4		3	57
12	18	2	8	29	3		8		34	41	6	13		3	58
20	19	2	5	35	3		14		47	20	11	17		5	59
10	8	3	3	28	4		4		35	15	4	8		1	60
6	7	2	1	22	1		5		5	14	2	4			61
1		2	1	19	3		3		11	3	2	2			62
		1		4			1		1	1	1	1			63
				4											64
71		1	3	4			1	1	1	1	1	1		3	65
28		2	4	1			1	4	1	3	3	3		2	66
14	3	6	2	1			1	1	7	2	7	7		8	67
17	1	5	9	2			2	10	3	7	11	11	1	8	68
29	3	6	13	6			6	11	10	7	12	28		14	69
35	3	5	9	3			9	6	13	26	13	36		21	70
32	3	9	9	4			9	12	13	10	7	24		16	71
33	1	4	4	5			20	16	13	15	6	32		11	72
13	3	4	3	4			14	16	15	13	5	26		5	73
7	1	7	3	2			4	6	9	9	1	16		4	74
				4						3	5	1			75
5		2		11		1	3		2	10	24	4			76
4		4		15		9	1		1	15	24	3			77
2		1		15		2	2		2	19	18	2			78
		6		6		6	2		3	9	14	3			79
1		2		3		5			1	10	6				80
						1			1	1	2				81
				1		3			2	4	1	1			82
25				15					6	11	20	16	3	2	83
15	11		8	14		12			5	7	12	7		4	84
14	18	2	4	13		8			2	10	13	10		1	85
1	16		4	5		3			6	3	12	11			86
	3	2									1				87
77	9	4	13	30	3	7	10	1	5	25	101	29	2	4	88
58	28	13	10	69	10	7	8	11	14	35	187	34	2	7	89
12	7	6	9	25	5		4	6	3	10	31	14	2	6	90
1			2				2			1	1				91
1		1						2		1	2			3	92
1	1									1	4		3		93
2	1	1		1		1				2	1				94
			1	1					1	3		1		1	95
				1					1	1	3				96
		3								1	1				96

COUNTY TABLE VI.—TYPE OF FARM, BY SPECIFIED VALUE OF FARM PROD

[See NOTE.]

TYPE, BY VALUE OF PRODUCTS (See definitions in Introduction)		Gunnison	Hinsdale	Huerfano	Jackson	Jefferson	Kiowa	Kit Carson	Lako	La Plata	Larimer	Las Animas
		Number	Number	Number	Number	Number	Number	Number	Number	Number	Number	Number
1	General farms:											
2	Under \$400	1		16		26	5	14		28	7	19
3	\$400-\$500			22		26	18	32	1	27	19	30
4	\$600-\$999	5		21	1	44	41	88		67	35	56
5	\$1,000-\$1,499	7		23	2	36	38	83	1	71	45	61
6	\$1,500-\$2,499	5		6	2	33	28	65	1	91	56	33
7	\$2,500-\$3,999	6		4	1	20	7	13		44	34	24
8	\$4,000-\$5,999	2		1		3	4	3		12	18	4
	\$6,000 and over					2		1		2	9	
9	Cash-grain farms:											
10	Under \$250			8		1	11	73		7	2	1
11	\$250-\$599			2		10	19	101		21	8	11
12	\$600-\$999			4		16	21	131		14	15	14
13	\$1,000-\$1,499			1		11	34	133		23	21	2
14	\$1,500-\$2,499			6		20	42	163		25	30	15
15	\$2,500-\$3,999			2		19	24	100		15	20	8
16	\$4,000-\$5,999					10	14	26		8	12	3
17	\$6,000-\$9,999					3	7	17		3	9	
	\$10,000 and over					1	6	12			6	
18	Crop-specialty farms:											
19	Under \$250	3		11	5		1			3	9	15
20	\$250-\$599	17	2	36	2	9	1	3		20	14	49
21	\$600-\$999	9		16	2	11	3	1	4	26	26	65
22	\$1,000-\$1,499	12		17	10	9		3	2	17	38	62
23	\$1,500-\$2,499	11	1	10	6	15	1	5	1	19	85	82
24	\$2,500-\$3,999	6		8	11	15		1	1	11	131	43
25	\$4,000-\$5,999	4		3	14	3		1		1	101	58
26	\$6,000-\$9,999	3		2	6	2			1	1	57	13
	\$10,000 and over				3	1	1				9	4
27	Fruit farms:											
28	Under \$250					4						5
29	\$250-\$599					22						16
30	\$600-\$999					32						28
31	\$1,000-\$1,499					47						18
32	\$1,500-\$2,499					27					2	23
33	\$2,500-\$3,999					20					2	30
34	\$4,000-\$5,999					3					1	12
35	\$6,000-\$9,999					2					1	8
	\$10,000 and over											6
36	Truck farms:											
37	Under \$250					4						2
38	\$250-\$599			1		23						9
39	\$600-\$999			1		35						3
40	\$1,000-\$1,499			2		45						10
41	\$1,500-\$2,499					52						3
42	\$2,500-\$3,999					23						7
43	\$4,000-\$5,999			3		12						2
44	\$6,000-\$9,999			1		6						1
	\$10,000 and over					3						
45	Dairy farms:											
46	Under \$250					1						1
47	\$250-\$599	2		1		6	5	7	1	7	14	15
48	\$600-\$999	3		9	2	10	12	14	1	21	27	31
49	\$1,000-\$1,499	2		5	1	37	9	21	1	34	24	18
50	\$1,500-\$2,499	10		11	1	55	5	9	2	34	30	18
51	\$2,500-\$3,999	3		9	1	43	2	5	3	13	15	5
52	\$4,000-\$5,999	1		2		20			1	3	14	2
53	\$6,000-\$9,999	2		1	1	18			3	4	4	3
	\$10,000 and over			2		9			3	1	2	2
54	Animal-specialty farms:											
55	Under \$400			7		1	5	8		2		
56	\$400-\$599			11			4	12	2	1		1
57	\$600-\$999			17		1	13	34	1	5	4	2
58	\$1,000-\$1,499			21		4	23	71	2	6	7	3
59	\$1,500-\$2,499			30		0	37	95	2	27	4	2
60	\$2,500-\$3,999			11		4	11	69		12	13	5
61	\$4,000-\$5,999			6		4	5	15		15	12	3
62	\$6,000-\$9,999			5		5	3	10		12	30	1
63	\$10,000-\$19,999			6		6	1	5		3	75	2
	\$20,000 and over			1		1	1	2			82	
64	Stock ranches:											
65	Under \$250	3		3	10	1	1			4	3	12
66	\$250-\$599	10	5	15	3			1		10	4	45
67	\$600-\$999	7	2	18	2	3	3	5		12	8	53
68	\$1,000-\$1,499	11	2	20	6	4	4	2		9	7	40
69	\$1,500-\$2,499	29	4	33	12	9	7	2	1	23	25	49
70	\$2,500-\$3,999	40	3	34	14	13	6	5	2	17	26	49
71	\$4,000-\$5,999	20	5	18	9	9	6	3	1	17	22	30
72	\$6,000-\$9,999	32	5	12	17	3	5	3	1	12	18	23
73	\$10,000-\$19,999	23	1	8	20	4	5	2	1	10	14	25
	\$20,000 and over	10	1	2	13	2	3	1		2	9	14
74	Poultry farms:											
75	Under \$250			1		5					1	
76	\$250-\$599			3		31	1	3		5	11	3
77	\$600-\$999			6		43	2	1		3	16	4
78	\$1,000-\$1,499			4		52	2	3		8	17	4
79	\$1,500-\$2,499					21	1			3	9	4
80	\$2,500-\$3,999			1		14				3	13	3
81	\$4,000-\$5,999					9				1	5	1
	\$6,000 and over					0				1	1	2
82	Self-sufficing farms:											
83	Under \$250	2		35		27	7	10		41	11	110
84	\$250-\$599	5		17		25	1	3		26	11	44
85	\$600-\$999	3		13		7	5	2		17	9	17
86	\$1,000-\$1,499	1		6		8	2	5		17	4	13
	\$1,500 and over					1				1		
87	Abnormal farms:											
88	Under \$250	21		47	13	150	8	10	2	35	27	140
89	\$250-\$599	17	0	32	6	154	0	18	1	42	52	63
90	\$600-\$999	4	1	8	3	48	4	7		13	18	14
91	\$1,000-\$1,499	3	1			4	4	3		1	3	6
92	\$1,500-\$2,499	1	1	1		3		2		2	4	2
93	\$2,500-\$3,999	3				5		5		1	4	3
94	\$4,000-\$5,999			1		1	1			1	2	
95	\$6,000-\$9,999					2		1		1	5	1
96	\$10,000-\$19,999			1		1	2	1		3	11	1
	\$20,000 and over					1		1			6	1

¹ See footnote 1, p. 182.

COUNTY TABLE VI.—TYPE OF FARM, BY SPECIFIED VALUE OF FARM PRODUCTS SOLD, TRADED, OR USED BY OPERATOR'S FAMILY, 1929—Continued

[See Note, bottom of p. 8]

	TYPE, BY VALUE OF PRODUCTS (See definitions in Introduction)	Rio Blanco	Rio Grande	Route	San- guache	San Juan	San Miguel	Sedg- wick	Summit	Teller	Washing- ton	Weld	Yuma
		Number	Number	Number	Number	Number	Number	Number	Number	Number	Number	Number	Number
1	General farms:												
2	Under \$400	1		1	2			2		1	26	16	18
3	\$400-\$599	3	2	11	6		5	3		4	42	27	16
4	\$600-\$999	16	3	25	7		15	10		8	99	67	52
5	\$1,000-\$1,499	16	10	40	2		12	8		8	122	78	70
6	\$1,500-\$2,499	10	9	40	1		11	10	1	1	126	94	75
7	\$2,500-\$3,999	4	8	21	7		5	4	2	1	38	61	32
8	\$4,000-\$5,999	1	1	2	1		2	2	1	1	4	32	11
	\$6,000 and over	3	4	4	1			3	1		2	37	7
9	Cash-grain farms:												
10	Under \$250	3						3			36	18	22
11	\$250-\$599	5		1	2		9	11			77	65	64
12	\$600-\$999	8		13			2	19			94	103	94
13	\$1,000-\$1,499	4		13			1	24			103	123	138
14	\$1,500-\$2,499	6		33	2		3	53			147	185	319
15	\$2,500-\$3,999	6		19				73			89	159	205
16	\$4,000-\$5,999			8				51			40	94	140
17	\$6,000-\$9,999			1				44			19	50	73
	\$10,000 and over			1				17			1	20	18
18	Crop-specialty farms:												
19	Under \$250	8	4	11	10				2	7		13	5
20	\$250-\$599	7	13	16	10		4		1	19	7	62	3
21	\$600-\$999	14	20	21	16		12	3	3	25	14	85	5
22	\$1,000-\$1,499	1	24	23	14		6	5	3	24	10	158	2
23	\$1,500-\$2,499	12	47	25	23		4	24	3	16	16	341	7
24	\$2,500-\$3,999	11	57	27	23		1	37	1	9	12	652	6
25	\$4,000-\$5,999	4	86	6	32			25	1	1	17	747	1
26	\$6,000-\$9,999		103	1	45		1	23		2	7	547	
	\$10,000 and over		165	1	59			5			3	107	1
27	Fruit farms:												
28	Under \$250												
29	\$250-\$599												
30	\$600-\$999			1									
31	\$1,000-\$1,499			1									
32	\$1,500-\$2,499			1									
33	\$2,500-\$3,999												
34	\$4,000-\$5,999												
35	\$6,000-\$9,999												
	\$10,000 and over												
36	Truck farms:												
37	Under \$250		2	3								2	
38	\$250-\$599		12	5								12	
39	\$600-\$999		11	11								22	
40	\$1,000-\$1,499		8	8								15	
41	\$1,500-\$2,499		11	11								25	
42	\$2,500-\$3,999		4	4								20	
43	\$4,000-\$5,999		3	0								18	
44	\$6,000-\$9,999		4	1								10	
	\$10,000 and over		3									2	
45	Dairy farms:												
46	Under \$250			1							1		3
47	\$250-\$599	3		9	2		3		2	2	8	12	10
48	\$600-\$999	4	3	12	1		2		2	2	13	35	7
49	\$1,000-\$1,499		2	17	4		7	1	1	6	7	66	13
50	\$1,500-\$2,499			20			5		3	7	8	40	5
51	\$2,500-\$3,999	2		15	2		3		3	5	6	44	1
52	\$4,000-\$5,999		1	5	2		1		2	1	3	32	1
53	\$6,000-\$9,999			2				1	1	2	2	16	2
	\$10,000 and over	1		1				2		1	1	7	1
54	Animal-specialty farms:												
55	Under \$400			4	1					1	6	2	9
56	\$400-\$599	1	3	1			1	3		2	14	1	11
57	\$600-\$999	2	1	5			2	4			27	12	35
58	\$1,000-\$1,499	2	3	7	1		2	7		2	66	20	49
59	\$1,500-\$2,499	1	4	14	2		3	9		3	93	47	103
60	\$2,500-\$3,999	3	3	18	2		4	9		4	72	42	89
61	\$4,000-\$5,999		8	6	5		3	6		1	32	39	47
62	\$6,000-\$9,999		7	6			1	9		1	21	72	19
63	\$10,000-\$19,999		11	4	3			6			18	179	10
	\$20,000 and over		13	1	2			2			5	117	3
64	Stock ranches:												
65	Under \$250	1	2	2	10		2	1		3		5	3
66	\$250-\$599	3		2	14		2			5	2	4	6
67	\$600-\$999	7	2	10	9					4	2	6	0
68	\$1,000-\$1,499	22		11	19		4	3	1		5	8	7
69	\$1,500-\$2,499	29	2	28	13		14		2	7	10	18	5
70	\$2,500-\$3,999	28	3	26	14		9	1	3	7	10	22	17
71	\$4,000-\$5,999	24	2	23	14		6		2	4	7	7	10
72	\$6,000-\$9,999	24	3	20	24		10		5	2	7	13	13
73	\$10,000-\$19,999	24	3	16	20		8		1	2	5	11	6
	\$20,000 and over	14	4	12	10		3		1		5	8	7
74	Poultry farms:												
75	Under \$250										8	1	1
76	\$250-\$599			3							3	14	7
77	\$600-\$999			2							6	19	6
78	\$1,000-\$1,499			2							7	10	4
79	\$1,500-\$2,499										3	6	3
80	\$2,500-\$3,999			1								2	1
81	\$4,000-\$5,999											3	1
	\$6,000 and over												
82	Self-sufficing farms:												
83	Under \$250	7	3	25	4		14			2	9	20	12
84	\$250-\$599	7	1	13	1		5			1	6	7	9
85	\$600-\$999	3	1	8	2		3				4	2	6
86	\$1,000-\$1,499			7	1		1				3		3
	\$1,500 and over												1
87	Abnormal farms:												
88	Under \$250	10	6	26	31		6	4	2	8	13	29	12
89	\$250-\$599	13	10	36	26		11	5	2	9	9	71	14
90	\$600-\$999	3		17	8		3		1	6	1	16	11
91	\$1,000-\$1,499			1	1		1					1	1
92	\$1,500-\$2,499		1	1								1	1
93	\$2,500-\$3,999			1	3			1		2		1	1
94	\$4,000-\$5,999			2	2							1	1
95	\$6,000-\$9,999			1	1					1	1	1	1
96	\$10,000-\$19,999			1	1							1	2
97	\$20,000 and over							1			3	6	4

1 See footnote 1, p. 184.

AGRICULTURE—COLORADO

COUNTY TABLE VII.—TYPE OF FARM, BY TENURE OF FARM OPERATOR, 1930

[See Note, bottom of p. 8]

TYPE, BY TENURE OF OPERATOR (See definitions in Introduction)		THE STATE	Adams	Alamosa	Arapahoe	Archuleta	Baca	Bent	Boulder	Chaffee	Cheyenne	Clear Creek
		Number	Number	Number	Number	Number	Number	Number	Number	Number	Number	Number
1	General farms:	4,021	70	18	56	85	98	61	141	48	44	
2	Full owners.....	1,972	48	3	45	8	75	34	22	6	35	
3	Part owners.....	44	3	1	1		2	1			1	
	Managers.....											
	Tenants—											
4	Cash.....	530	8	5	7	6	7	6	13	14	4	
5	Other.....	1,971	43	10	28	3	63	30	60	16	42	
	Cash-grain farms:											
6	Full owners.....	2,233	87	3	60	10	171	27	62		42	
7	Part owners.....	2,723	104		78	1	142	21	35		61	
8	Managers.....	59	2				2		3		6	
	Tenants—											
9	Cash.....	231	4	1	8	3	8	2	5		7	
10	Other.....	3,082	145	5	75	5	177	41	52		108	
	Crop-specialty farms:											
11	Full owners.....	4,795	141	115	35	20	171	49	110	22	4	3
12	Part owners.....	1,993	77	40	35	3	87	22	32	3		
13	Managers.....	148	2	11		1	1	2	3	1		
	Tenants—											
14	Cash.....	778	27	35	7	5	13	7	10	11	1	
15	Other.....	5,982	195	93	53	9	149	114	127	7	2	1
	Fruit farms:											
16	Full owners.....	1,295	6		7				35			
17	Part owners.....	177			2				3			
18	Managers.....	38										
	Tenants—											
19	Cash.....	67							6			
20	Other.....	200							4			
	Truck farms:											
21	Full owners.....	1,100	217	2	24			4	12	16		
22	Part owners.....	300	41		14			2	4	2		
23	Managers.....	13										
	Tenants—											
24	Cash.....	282	52		13			7	4	2		
25	Other.....	400	28	1	3			18	3	10		
	Dairy farms:											
26	Full owners.....	1,760	86	18	66	8	10	17	100	11	9	3
27	Part owners.....	686	28	5	42	6	11	13	37	4	11	
28	Managers.....	50	3		1				4			
	Tenants—											
29	Cash.....	471	16	4	27	4	2	1	24	2	2	
30	Other.....	566	23	5	23	2	11	5	28	4	9	
	Animal-specialty farms:											
31	Full owners.....	2,264	18	18	15	8	29	68	44	17	21	
32	Part owners.....	1,370	15	5	15		34	24	11		36	
33	Managers.....	68	1		1			1				
	Tenants—											
34	Cash.....	264	4	8	3	1	6	3	4	3	2	
35	Other.....	1,332	10	3	7		22	42	20	5	27	
	Stock ranches:											
36	Full owners.....	2,410	6	12	4	65	40	18	13	22	23	1
37	Part owners.....	1,576	9	6	8	17	50	42	9	4	43	1
38	Managers.....	204	1	8	2	2	3	1	1		2	1
	Tenants—											
39	Cash.....	324	1	4	1	15	5	9	1		4	
40	Other.....	322	2	2	3	11	9	8	1	2	12	
	Poultry farms:											
41	Full owners.....	1,231	92		142	8	11	13	97	5	5	
42	Part owners.....	140	13		14	1	2	2	10		1	
43	Managers.....	7							1			
	Tenants—											
44	Cash.....	141	13		15	4	1	2	8	1	1	
45	Other.....	100	4		4		2	2	2		5	
	Self-sufficing farms:											
46	Full owners.....	1,201	17	5	14	41	18	6	22	17	2	1
47	Part owners.....	131	3		2	2	3	4		2	1	3
	Tenants—											
48	Cash.....	139	3	1	1	7	1	1	3	2	1	
49	Other.....	214	5	2		3	10	9	3	2	1	
	Abnormal and unclassified farms:											
50	Full owners.....	4,619	143	62	194	61	145	65	167	35	22	11
51	Part owners.....	429	5		5	1	20	9	14		5	1
52	Managers.....	207	4	3	2		4	2	3			4
	Tenants—											
53	Cash.....	973	35	10	37	7	15	16	59	6	8	2
54	Other.....	1,633	43	7	26	6	120	51	36	2	15	2

[See NOTE,

TYPE, BY TENURE OF OPERATOR (See definitions in Introduction)		Conejos	Costilla	Crowley	Guster	Delta	Denyer	Dolores	Douglas	Eagle	Elbert	El Paso
		Number	Number	Number	Number	Number	Number	Number	Number	Number	Number	Number
1	General farms:	87	52	33	27	212		20	23	42	106	100
2	Full owners.....	23	20	21	9	48		5	2	5	68	88
3	Part owners.....	1	8	1						2		5
	Managers.....											
	Tenants—											
4	Cash.....	13	5	5	4	39			8	8	15	25
5	Other.....	19	22	23	1	74		1	8	7	57	78
	Cash-grain farms:											
6	Full owners.....	32	2			15		12	13	3	46	12
7	Part owners.....	12				3		12	6	1	72	6
8	Managers.....	2									1	
	Tenants—											
9	Cash.....	14	2			5			3	1	3	2
10	Other.....	20	3			14		1	3	2	56	17
	Crop-specialty farms:											
11	Full owners.....	191	65	49	79	92	2	20	11	61	95	120
12	Part owners.....	71	22	60	17	23	1	7	2	9	101	101
13	Managers.....	14	2	3		6				2		4
	Tenants—											
14	Cash.....	44	34	10	14	28	2	2	6	8	19	27
15	Other.....	129	38	163	17	100		3	1	38	157	205
	Fruit farms:											
16	Full owners.....			4		279						
17	Part owners.....			1		39						
18	Managers.....			1		15						
	Tenants—											
19	Cash.....					14						
20	Other.....					83						
	Truck farms:											
21	Full owners.....	16	59	11	5	24	57			17		16
22	Part owners.....	10	24	6	3	6						1
23	Managers.....	1	1	1			1					
	Tenants—											
24	Cash.....	5	10	8		6	30					3
25	Other.....	14	38	29	4	24	8			2		
	Dairy farms:											
26	Full owners.....	48		8	18	71	12	71		12	42	63
27	Part owners.....	3		3	6	12	4	30		3	22	33
28	Managers.....					1		7			1	8
	Tenants—											
29	Cash.....	4		2	3	14	3		48	2	12	36
30	Other.....	6		2	2	11	1		20	1	23	25
	Animal-specialty farms:											
31	Full owners.....	54	60	6	12	115		10	19	10	60	43
32	Part owners.....	21	12	3	3	21		5	5		58	43
33	Managers.....	3	4			4			1	1		3
	Tenants—											
34	Cash.....	10	5	2	3	9			15	3	18	11
35	Other.....	6	9	5	5	17		1	2	1	35	25
	Stock ranches:											
36	Full owners.....	211	8	10	28	26		9	23	60	20	28
37	Part owners.....	44	2	23	21	3		3	21	12	43	41
38	Managers.....	8	2	6	1	1			4	7	4	12
	Tenants—											
39	Cash.....	5	4	6	5				13	1	12	4
40	Other.....	11	3	4	4	1			8	3	5	8
	Poultry farms:											
41	Full owners.....	6		11		37	20		7		8	53
42	Part owners.....	2		2		7	2		1		1	3
43	Managers.....											1
	Tenants—											
44	Cash.....	2		1		5	3		3		1	11
45	Other.....	2		3		6			1			3
	Self-sufficing farms:											
46	Full owners.....	43	35	3	12	34		17	8	7	11	20
47	Part owners.....	4	3		1	1		4		1	2	2
	Tenants—											
48	Cash.....	3	5	1	2	7			1		1	1
49	Other.....	5	5		1	5		2	2	1	3	8
	Abnormal and unclassified farms:											
50	Full owners.....	187	53	32	70	117	74	30	18	35	31	76
51	Part owners.....	14	9	10	4	4	1	11	2	5	1	4
52	Managers.....	3	2	4	1	4	8		3	1	2	17
	Tenants—											
53	Cash.....	11	4	8	15	34	9	10	7	2	5	27
54	Other.....	33	21	33	9	23	4	9	7	3	24	35

¹See footnote 1, p. 182.

AGRICULTURE—COLORADO

TENURE OF FARM OPERATOR, 1930—Continued

bottom of p. 8]

Freemont	Garfield	Gilpin	Grand	Gunnison	Hinsdale	Huerfano	Jackson	Jefferson	Kiowa	Kit Carson	Lake	La Plata	Larimer	Las Animas	
Number	Number	Number	Number	Number	Number	Number	Number	Number	Number	Number	Number	Number	Number	Number	
64	90	4	13	22		63	2	135	60	77		170	122	124	1
47	15		3			12	2	20	42	114	1	48	84	53	2
2	1		1					3				1	1		3
17	21	1		2		7	1	15	4	4	2	52	18	12	4
17	18		4	2		11	1	17	35	104		71	50	38	5
3	18					8		26	58	143		46	30	22	6
3						3		21	47	206		19	25	17	7
	1							4		6		3	1		8
3	2					4		6	7	9		16	3	2	9
5	8					3		34	71	402		32	58	13	10
38	178	4	20	51	2	68	24	30	2	3	4	42	145	156	11
17	27	1	7	1		11	11	7	2	2	2	6	51	73	12
	5			1		1	17	2					2	1	13
6	44	1	2			6		11			2	21	14	20	14
14	65	1	8	6		6		16	8	9	1	29	258	127	15
154	30							125				6	123		16
21	4							15					9		17
6								3					3		18
6	6							7					9		19
11	4							7					9		20
55	7		11			4		112					10	18	21
23	1		6					40					2	4	22
2			1					2							23
16			1			1		30					4	2	24
6	1					3		10					2		25
33	26	2	12	18		26	4	100	12	18	8	54	87	42	26
18	7	1	8	2		8	1	42	7	11	1	17	22	22	27
	2		1					5		1		1	1	1	28
9	9		1	2		4	1	32	4	1	3	29	11	20	29
3	4	1		1		2		27	10	27		16	10	7	30
24	30		9			33		15	45	39	4	45	99	10	31
11	10		3			10		5	35	129		18	25	5	32
	1							2		3		1	2	1	33
7	8		1			5		2	3	6	1	7	7		34
5	6		1			5		8	20	100		12	100	3	35
33	124	2	41	141	18	36	50	26	9	2	2	70	60	120	36
22	32	2	31	27	7	55	40	9	25	13	2	25	61	143	37
5	7		4	2		3	9	8	2	1		2	3	14	38
4	9	1	4	10	2	10	4	2	3	4	2	12	6	35	39
3	13		3	5	1	4	3	5	1	4		7	0	28	40
75	11					9		183	6	6		15	65	16	41
8	1					2		6		2		4	3	2	42
2	1														43
8	1					4		17				4	3	2	44
1	1							4	1	4		1	2	1	45
40	30	3	4	10		50		52	8	7		71	26	133	46
11	3		1			6		5	2	2		6	2	26	47
5	5		1			11		8	1	1		10	3	10	48
3	7		1	2		4		3	4	10		15	4	21	49
280	78	3	19	48	11	98	21	385	21	42	6	90	133	221	50
28	4	1	3	5	1	8	3	17	7	10		10	14	35	51
10	4	3	3	1		2		14	1	1	1	2	10	5	52
49	26	2		4	1	15	1	92	4	7	2	25	25	61	53
37	19	1	1	1		22	1	27	22	58		30	59	92	54

[See Note,

TYPE, BY TENURE OF OPERATOR (See definitions in Introduction)		Lincoln	Logan	Mesa	Mineral	Moffat	Monte- zuma	Mon- trose	Morgan	Otero	Ouray	Park
		Number	Number	Number	Number	Number	Number	Number	Number	Number	Number	Number
1	General farms:											
2	Full owners.....	88	93	252		73	166	157	90	92	33	13
3	Part owners.....	122	72	63		35	29	43	50	29	4	6
4	Managers.....	2		4		1						
5	Tenants—											
6	Cash.....	7	6	29		5	21	19	3	12	1	3
7	Other.....	95	97	41		10	40	66	44	35	8	2
8	Cash-grain farms:											
9	Full owners.....	78	122	19		63	40	20	74	2	5	
10	Part owners.....	137	288	5		33	21	3	147	4		
11	Managers.....	1	7	1		1						
12	Tenants—											
13	Cash.....	3	8	7		9	10	2	2			
14	Other.....	140	304	14		20	26	20	113	6	2	
15	Crop-specialty farms:											
16	Full owners.....	39	91	246		32	82	171	115	128	13	62
17	Part owners.....	42	53	66		8	33	62	57	50	3	25
18	Managers.....		3	9		1	1	4		1		1
19	Tenants—											
20	Cash.....	3	15	25		6	9	16	14	28	3	12
21	Other.....	59	202	133		15	35	208	204	226	7	18
22	Fruit farms:											
23	Full owners.....			478			25	13		6		
24	Part owners.....			79			3			1		
25	Managers.....			9				1				
26	Tenants—											
27	Cash.....			11			6	1				
28	Other.....			77			5	6				
29	Truck farms:											
30	Full owners.....			41				16		95		
31	Part owners.....			3				10		36		
32	Managers.....			1				1		2		
33	Tenants—											
34	Cash.....			4				1		23		
35	Other.....			10				40		111		
36	Dairy farms:											
37	Full owners.....	15	12	102		17	27	30	21	38	12	6
38	Part owners.....	14	4	15		10	6	14	12	14	2	2
39	Managers.....		1	2			1	1		1		
40	Tenants—											
41	Cash.....	5	4	9		2	6	4	2	11	1	1
42	Other.....	23	9	22		5	6	16	9	5		
43	Animal-specialty farms:											
44	Full owners.....	40	59	97		28	44	55	123	34	4	
45	Part owners.....	79	81	13		19	9	19	74	11		
46	Managers.....		8	1		2		1	1	3		
47	Tenants—											
48	Cash.....	8	9	4		2	7	8	5	6		
49	Other.....	43	65	12		7	5	127	13	13	1	
50	Stock ranches:											
51	Full owners.....	13	15	119	13	84	99	82	8	17	41	40
52	Part owners.....	55	23	17	2	43	27	20	24	29	10	54
53	Managers.....	3	4	11	2	1	2	7	2	2		
54	Tenants—											
55	Cash.....	8	2	8	2	15	9	3		4	2	8
56	Other.....	4	2	5	3	4	9	11	2	6	3	4
57	Poultry farms:											
58	Full owners.....	6	11	64		4	0	18	12	33		
59	Part owners.....	3	2	13			1	5	2	2		
60	Managers.....											
61	Tenants—											
62	Cash.....	2	1	5		1		3	2	4		
63	Other.....	2	3	10			1	4	2	5		
64	Self-sufficing farms:											
65	Full owners.....	7	12	69	4	76	18	17	10	13	8	24
66	Part owners.....	1		4	1	5	2		1	1		1
67	Managers.....											
68	Tenants—											
69	Cash.....	1		6		2	7	2	1	1	2	3
70	Other.....	4	9	5		1	5	4	2			
71	Abnormal and unclassified farms:											
72	Full owners.....	28	43	279	14	117	72	60	56	85	9	34
73	Part owners.....	9	7	8	5	10	9	2	6	5		4
74	Managers.....	2	5	12	3	1		1	1	1	1	3
75	Tenants—											
76	Cash.....	10	15	47	1	8	22	18	10	23	3	16
77	Other.....	31	33	79		16	23	21	51	49		7

1 See footnote 1, p. 184.

[See Note,

ITEM AND TYPE (See definitions in Introduction)	THE STATE		ADAMS		ALAMOSA		ARAPAHOE		ARCHULETA		BACA		BENT	
	Farms reporting	Expenditures	Farms reporting	Expenditures	Farms reporting	Expenditures	Farms reporting	Expenditures	Farms reporting	Expenditures	Farms reporting	Expenditures	Farms reporting	Expenditures
	Number	Dollars	Number	Dollars	Number	Dollars	Number	Dollars	Number	Dollars	Number	Dollars	Number	Dollars
Feed:														
All types	31,212	13,829,325	1,124	434,368	244	81,292	743	441,677	197	41,082	407	83,559	483	389,311
General	4,926	741,259	103	21,757	20	4,883	94	15,951	27	2,173	87	8,525	79	12,350
Cash-grain	3,075	376,597	119	17,514	1	100	86	11,517	8	900	79	9,255	88	4,728
Crop-specialty	6,219	1,574,104	217	44,833	125	28,859	60	11,933	10	635	70	7,980	97	22,864
Fruit	1,176	180,513	1	150			9	2,380						
Truck	1,363	225,551	289	58,100	1	220	39	7,713					14	3,407
Dairy	2,586	1,590,528	116	103,134	21	14,593	128	199,254	12	2,348	20	3,255	21	5,594
Animal-specialty	3,568	3,902,704	36	18,770	24	13,510	28	25,278	6	1,546	40	16,201	105	206,811
Stock-ranch	3,102	2,528,293	15	16,283	10	15,492	12	9,935	64	27,801	60	27,128	55	45,833
Poultry	1,364	873,664	108	64,615			150	123,549	6	805	9	2,315	13	2,191
Self-sufficing	891	73,381	15	1,737	5	420	9	1,200	26	2,470	11	770	8	538
Abnormal and unclassified	2,882	1,744,711	105	87,468	28	3,215	133	27,967	33	2,314	22	8,130	33	21,995
Fertilizer:														
All types	1,484	166,188	40	9,409	11	843	33	4,792	1	42			18	1,232
General	105	4,266	1	5	1	50	3	200					2	195
Cash-grain	23	1,602	3	168			1	400					1	70
Crop-specialty	307	30,615	4	2,610	5	338			1	42			11	757
Fruit	326	81,017					1	18						
Truck	337	44,016	34	6,214			10	827						
Dairy	87	1,336			1	45								
Animal-specialty	72	8,247			1	150							4	210
Stock-ranch	24	1,804												
Poultry	32	1,127	1	46			3	40						
Self-sufficing	11	105												
Abnormal and unclassified	210	41,053	3	360	3	260	15	3,307						
Labor:														
All types	35,016	21,549,844	1,114	746,976	321	218,340	730	455,292	180	70,280	376	383,049	459	368,376
General	4,803	1,149,872	128	62,440	14	3,635	98	28,984	21	3,451	130	30,540	60	14,341
Cash-grain	5,680	1,935,928	220	102,617	4	2,400	167	84,669	11	918	285	130,712	51	12,644
Crop-specialty	9,608	7,302,850	324	291,776	220	132,927	97	69,819	21	8,607	296	107,677	145	103,155
Fruit	1,411	838,712	4	6,075			9	1,653						
Truck	1,437	1,204,699	171	118,599	2	3,300	39	20,420					28	72,780
Dairy	2,088	900,140	107	54,877	20	15,039	118	100,677	12	4,575	18	2,326	11	2,110
Animal-specialty	3,343	3,193,585	37	24,324	28	17,431	33	22,820	3	140	55	20,748	107	130,413
Stock-ranch	3,204	3,313,836	17	22,558	23	35,278	15	15,392	82	40,615	69	20,423	36	22,181
Poultry	697	127,804	53	3,523			66	16,245	7	1,155	4	210	4	393
Self-sufficing	355	15,324	4	101	2	85	3	136	13	685	4	176	3	112
Abnormal and unclassified	1,920	1,351,934	49	60,193	8	2,345	87	98,477	10	1,024	25	10,233	15	8,267

ITEM AND TYPE (See definitions in Introduction)	DENVER		DOLORES		DOUGLAS		EAGLE		ELBERT		EL PASO		FREMONT	
	Farms reporting	Expenditures	Farms reporting	Expenditures	Farms reporting	Expenditures	Farms reporting	Expenditures	Farms reporting	Expenditures	Farms reporting	Expenditures	Farms reporting	Expenditures
	Number	Dollars	Number	Dollars	Number	Dollars	Number	Dollars	Number	Dollars	Number	Dollars	Number	Dollars
Feed:														
All types	115	110,433	99	16,527	202	145,753	205	104,702	661	163,293	799	449,987	787	211,364
General			7	2,605	25	3,999	39	6,772	141	19,631	170	32,468	113	20,589
Cash-grain			17	477	0	935			70	12,046	10	770	2	225
Crop-specialty	2	850	23	2,730	9	900	46	7,714	160	23,135	178	24,667	24	1,893
Fruit														
Truck	42	8,702					16	1,106			14	1,414	130	17,640
Dairy	19	65,323			114	32,240	9	1,814	78	18,209	130	184,052	49	30,511
Animal-specialty			9	3,040	20	9,087	11	4,489	129	43,278	81	27,003	30	11,629
Stock-ranch			6	2,577	42	29,700	59	72,377	55	37,073	71	70,500	87	17,138
Poultry	29	17,690			9	7,375			7	6,090	65	58,163	89	55,067
Self-sufficing			16	1,487	7	500	5	810	9	510	17	1,624	45	3,793
Abnormal and unclassified	23	17,958	21	3,571	13	60,957	20	10,120	12	2,055	63	30,664	24	34,164
Fertilizer:														
All types	89	14,766			1	75	5	131	2	150	27	4,144	92	12,039
General							1	21	1	120			4	67
Cash-grain														
Crop-specialty							2	60	1	30	2	177		
Fruit													24	748
Truck	55	8,372					2	50			6	112	43	10,527
Dairy												10	1	6
Animal-specialty					1	75					1	15	2	100
Stock-ranch														
Poultry	1	15											2	11
Self-sufficing													3	10
Abnormal and unclassified	33	6,319									16	3,524	13	561
Labor:														
All types	125	175,512	68	12,994	277	200,618	249	199,795	665	182,624	866	466,209	579	202,183
General			10	1,293	23	7,223	40	24,041	127	25,236	130	37,873	75	14,859
Cash-grain			16	4,262	17	4,091	3	250	96	16,744	13	4,355	3	385
Crop-specialty	5	4,050	20	2,688	11	5,134	83	52,528	182	35,476	215	75,398	27	6,293
Fruit													111	28,173
Truck	55	21,514					14	10,700			14	13,355	73	74,885
Dairy	16	18,357			124	49,762	12	2,558	55	11,535	37	74,476	43	18,760
Animal-specialty			8	1,111	31	10,520	12	11,341	126	39,859	74	30,751	31	13,125
Stock-ranch			3	3,400	48	42,430	73	82,547	61	44,989	65	81,218	42	25,626
Poultry	4	2,055			5	1,798			4	955	18	8,555	40	3,879
Self-sufficing			6	390	6	280	2	145	3	85	4	65	18	834
Abnormal and unclassified	45	129,536			13	78,788	10	15,685	11	4,745	48	141,863	110	20,439

EXPENDITURES, 1929, BY TYPE OF FARM

bottom of p. 8]

BOULDER		CHAFFEE		CHEYENNE		CLEAR CREEK		CONEFOS		COSTILLA		CROWLEY		CUSTER		DELTA	
Farms reporting	Expenditures	Farms reporting	Expenditures	Farms reporting	Expenditures	Farms reporting	Expenditures	Farms reporting	Expenditures	Farms reporting	Expenditures	Farms reporting	Expenditures	Farms reporting	Expenditures	Farms reporting	Expenditures
Number	Dollars	Number	Dollars	Number	Dollars	Number	Dollars	Number	Dollars	Number	Dollars	Number	Dollars	Number	Dollars	Number	Dollars
987	432,504	170	47,384	367	107,232	24	6,920	393	89,343	261	32,417	398	211,263	213	50,600	1,036	277,693
171	30,551	44	6,478	72	8,157			58	9,836	45	2,744	70	11,861	29	3,252	238	32,893
74	13,184			113	14,501			13	1,217	5	290					13	1,333
166	70,233	17	2,580	2	65	3	305	105	15,665	52	7,766	177	29,624	66	8,592	115	15,751
40	6,929											5	1,209			264	39,541
10	840	17	2,582					15	1,343	61	6,207	28	4,150	6	443	38	4,319
165	67,707	19	11,931	20	3,651	3	2,305	34	9,449			14	7,641	21	8,961	73	24,808
69	90,409	9	2,802	53	16,208			36	8,980	44	8,025	12	10,266	16	5,183	122	80,520
10	20,923	19	13,166	72	57,059	2	705	31	46,188	9	3,655	38	31,047	34	14,363	10	12,534
103	78,031	6	3,895	8	3,338			6	1,720			13	9,240			47	11,728
19	2,046	17	1,351	2	105	3	132	15	1,117	21	1,240	3	59	12	671	22	1,868
146	42,651	22	2,999	25	4,148	13	2,973	30	3,823	24	1,590	38	100,262	29	9,135	88	52,359
55	3,688	6	216					3	104	6	1,651	19	1,033	4	645	61	2,588
5	166	2	55									2	138			9	75
4	190																
6	789	1	50					1	80			13	660			10	944
1	10															31	1,242
3	1,791	2	96							5	1,611	1	100	1	400	2	100
4	204													1	120	2	18
4	471									1	40	1	75	1	65	3	109
1	10							1	21	1	35	1	80	1	60	1	15
																1	3
7	57	1	15					1	3							2	80
945	505,540	188	57,011	350	110,282	13	4,168	580	385,957	266	121,519	433	375,040	228	101,281	1,052	529,976
169	46,914	55	8,534	61	11,293			69	18,950	39	7,561	47	19,285	26	5,311	222	40,332
120	38,049			155	60,094			39	7,765	2	760					13	1,939
225	235,782	21	5,234	3	215	3	115	197	126,449	61	25,630	240	193,488	85	23,279	147	70,591
32	3,637											6	11,675			327	250,099
13	12,497	26	9,825					32	21,579	80	55,370	52	86,808	9	7,171	40	25,421
126	39,282	18	4,703	11	1,350			29	6,094			8	1,150	19	21,191	67	17,009
67	76,198	21	8,077	54	10,808			57	18,105	49	19,519	10	7,752	18	8,246	120	90,698
21	10,086	22	16,795	45	24,417	3	2,722	100	127,000	14	10,913	30	31,728	48	32,334	22	22,258
61	7,611	2	125	6	625			4	332			5	874			23	2,510
10	332	3	73	1	75			8	300	3	378	1	75	6	385	16	745
101	34,592	20	3,645	14	1,400	7	1,331	39	56,318	13	893	25	22,205	17	3,381	47	5,973
GARFIELD		GILPIN		GRAND		GUNNISON		HINSDALE		HUERFANO		JACKSON		JEFFERSON		KIOWA	
Farms reporting	Expenditures	Farms reporting	Expenditures	Farms reporting	Expenditures	Farms reporting	Expenditures	Farms reporting	Expenditures	Farms reporting	Expenditures	Farms reporting	Expenditures	Farms reporting	Expenditures	Farms reporting	Expenditures
Number	Dollars	Number	Dollars	Number	Dollars	Number	Dollars	Number	Dollars	Number	Dollars	Number	Dollars	Number	Dollars	Number	Dollars
459	192,408	28	3,217	176	70,911	240	88,778	27	3,599	390	101,721	144	108,994	1,269	524,717	315	79,049
87	16,685	5	545	17	1,640	10	1,386			46	4,641	5	640	143	29,693	86	10,055
8	1,081									5	140			45	7,579	79	6,439
80	14,949	6	435	18	1,929	31	3,212	1	35	43	4,110	38	2,574	42	6,122	1	15
23	3,212													133	22,109		
6	431			14	1,132					3	256			165	27,418		
29	13,436	4	1,187	21	9,614	19	9,323			37	19,296	5	490	183	140,407	18	2,377
27	7,652			13	3,733					67	11,794			26	13,144	74	21,293
111	88,399	4	105	69	49,849	145	71,107	19	2,719	103	62,752	83	102,748	89	26,297	32	85,633
15	10,036									13	2,127			193	176,591	7	1,655
24	2,070	3	145	6	446	8	525			24	1,289			48	6,416	11	1,115
49	4,445	7	800	17	2,554	21	3,225	7	845	49	5,316	13	2,542	283	99,042	12	2,489
17	790	1	3	1	200									198	11,531		
2	13													13	259		
8	682													1	100		
1	4													44	1,401		
2	13													77	5,633		
1	21	1	3											3	136		
1	40			1	200												
1	15													10	385		
1	2													2	5		
														48	3,613		
613	343,925	16	2,902	172	118,770	247	149,737	31	12,223	342	115,180	155	197,809	1,061	520,765	261	89,918
91	24,840	1	125	17	2,966	17	4,348			40	4,754	5	3,625	119	29,968	70	7,982
12	2,613									12	1,329			62	27,367	120	40,562
215	109,677	6	842	19	6,802	44	18,262	3	142	47	11,259	52	57,968	43	21,218	4	1,043
28	9,544													135	43,932		
4	1,745			16	10,614					2	53			139	67,091		
25	5,481	4	1,200	16	11,776	11	5,292			25	11,833	3	1,204	155	97,434	16	2,753
40	20,550			9	3,956					66	16,472			27	25,263	55	13,637
147	158,381	3	375	79	76,253	155	128,054	21	11,293	105	64,386	91	134,132	36	46,202	17	21,303
8	1,515									15	525			123	36,162	2	175
7	129			2	115	5	396			15	748			19	1,396	2	95
36	8,761	3	360	14	7,288	15	3,386	7	733	25	3,318	4	620	203	124,742	5	2,353

[See NOTE,

ITEM AND TYPE (See definitions in Introduction)	KIT CARSON		LAKE		LA PLATA ¹		LARIMER		LAS ANIMAS		LINCOLN		LOGAN	
	Farms reporting	Expenditures	Farms reporting	Expenditures	Farms reporting	Expenditures	Farms reporting	Expenditures	Farms reporting	Expenditures	Farms reporting	Expenditures	Farms reporting	Expenditures
	Number	Dollars	Number	Dollars	Number	Dollars	Number	Dollars	Number	Dollars	Number	Dollars	Number	Dollars
Feed:														
All types.....	696	137,616	32	13,799	877	120,654	1,188	1,210,434	877	280,394	600	192,216	831	849,825
General.....	137	17,966	3	610	220	26,932	167	31,694	128	13,697	175	20,912	121	13,274
Cash-grain.....	185	24,503			51	4,942	46	15,078	12	642	109	12,278	229	25,043
Crop-specialty.....	3	530	6	810	42	3,250	269	150,538	127	15,816	52	5,283	203	74,580
Fruit.....					3	555		21,270						
Truck.....							14	2,434	17	2,050				
Dairy.....	38	8,295	10	10,303	85	22,636	102	41,336	66	48,742	36	15,009	22	20,843
Animal-specialty.....	175	61,843	4	680	68	10,258	210	693,449	12	3,240	110	29,756	161	354,104
Stock-ranch.....	13	17,319	5	668	68	31,073	109	63,010	256	139,818	75	97,518	35	55,517
Poultry.....	6	1,557			20	7,571	35	36,483	18	11,984	12	5,604	10	3,891
Self-sufficing.....	7	805			75	4,852	17	2,014	87	5,965	3	112	4	463
Abnormal and unclassified.....	31	4,798	4	730	59	11,885	102	153,128	154	18,440	28	5,744	46	300,420
Fertilizer:														
All types.....	4	175	2	315	9	263	94	7,897	25	2,426			24	1,712
General.....	1	100			3	130	6	294	5	520			3	54
Cash-grain.....	2	60					2	105					1	20
Crop-specialty.....							40	1,588	3	151			14	1,443
Fruit.....					1	5	6	366						
Truck.....							1	55	4	28				
Dairy.....					2	55	4	137					1	50
Animal-specialty.....	1	15					24	4,177					4	115
Stock-ranch.....							1	225	10	170				
Poultry.....									1	6				
Self-sufficing.....					2	15			1	11				
Abnormal and unclassified.....			2	315	1	58	10	950	1	1,540			1	30
Labor:														
All types.....	741	189,023	25	16,732	638	144,188	1,249	1,163,492	746	398,546	663	158,811	1,269	773,973
General.....	136	17,171	2	64	177	31,127	149	50,570	121	10,948	161	18,948	143	28,015
Cash-grain.....	375	117,008			55	20,473	37	51,890	30	5,901	244	58,887	522	160,298
Crop-specialty.....	6	1,718	7	8,005	50	8,125	357	376,203	234	81,389	78	10,493	331	331,456
Fruit.....					5	875		89,437						
Truck.....							11	5,192	14	2,824				
Dairy.....	14	2,144	5	3,274	54	11,440	84	20,880	33	20,836	19	3,951	16	8,171
Animal-specialty.....	179	39,883	3	232	59	19,232	216	373,452	14	4,146	95	18,601	183	181,509
Stock-ranch.....	12	7,065	4	1,285	80	40,623	103	105,011	166	158,193	51	38,301	28	36,531
Poultry.....	3	805			12	1,874	33	6,233	6	1,970	6	2,320	9	664
Self-sufficing.....					13	880	7	320	50	2,482			3	104
Abnormal and unclassified.....	16	3,669	4	3,272	31	9,539	84	74,394	78	67,957	9	1,310	34	27,325

ITEM AND TYPE (See definitions in Introduction)	PHILLIPS		PITKIN		PROWERS		PUEBLO		RIO BLANCO		RIO GRANDE		ROUTT	
	Farms reporting	Expenditures	Farms reporting	Expenditures	Farms reporting	Expenditures	Farms reporting	Expenditures	Farms reporting	Expenditures	Farms reporting	Expenditures	Farms reporting	Expenditures
	Number	Dollars	Number	Dollars	Number	Dollars	Number	Dollars	Number	Dollars	Number	Dollars	Number	Dollars
Feed:														
All types.....	313	68,694	63	14,150	618	281,866	769	532,402	207	114,063	449	248,881	429	125,880
General.....	27	4,332	11	1,305	90	11,435	109	15,761	24	3,162	24	5,876	68	8,089
Cash-grain.....	221	28,134			41	4,041	27	2,289	8	935			22	2,743
Crop-specialty.....	1	30	8	301	235	44,508	117	33,226	25	4,517	310	133,393	49	5,333
Fruit.....							2	275					1	40
Truck.....							134	21,811			36	5,931	17	1,410
Dairy.....			10	3,008	51	16,207	125	154,691	6	342	4	700	51	11,603
Animal-specialty.....	46	31,848	9	3,022	94	104,619	38	66,230	5	1,015	45	81,785	27	9,112
Stock-ranch.....	2	1,150	13	5,126	33	26,156	47	130,021	107	101,586	11	15,497	122	75,850
Poultry.....	4	1,500			27	7,395	69	56,723					4	2,424
Self-sufficing.....	1	20	4	585	6	605	22	1,966	11	751	3	233	23	1,032
Abnormal and unclassified.....	11	1,580	8	803	41	66,000	70	40,409	21	1,755	16	5,466	45	7,394
Fertilizer:														
All types.....	2	190			28	1,560	80	7,544			12	1,623	3	19
General.....					3	115	5	345						
Cash-grain.....	2	190			1	20	2	29						
Crop-specialty.....					10	1,107	25	1,862			7	1,129		
Fruit.....													1	4
Truck.....							30	3,274			4	489		
Dairy.....					3	72	2	46			1	5		
Animal-specialty.....					3	186	2	96						
Stock-ranch.....							2	675						
Poultry.....							3	34						
Self-sufficing.....														
Abnormal and unclassified.....							9	1,183					2	16
Labor:														
All types.....	498	166,750	115	63,268	745	371,060	825	696,104	248	211,550	605	693,309	561	215,116
General.....	27	9,593	11	1,576	100	20,226	99	43,328	29	10,641	31	15,260	85	15,403
Cash-grain.....	415	141,584			74	24,368	36	8,833	22	4,797			60	13,511
Crop-specialty.....	2	210	51	29,978	881	206,912	260	239,643	38	18,221	447	489,095	82	22,536
Fruit.....													3	218
Truck.....							135	109,668			50	61,698	40	14,803
Dairy.....			7	1,391	28	10,098	101	63,902	5	4,060	3	1,815	55	18,384
Animal-specialty.....	44	16,111	17	10,784	106	81,646	47	48,620	4	812	47	104,708	50	12,526
Stock-ranch.....	1	250	22	14,647	24	14,417	46	122,809	129	164,475	13	17,893	132	108,010
Poultry.....	2	95			11	1,087	26	4,025					3	365
Self-sufficing.....					1	10	12	476	3	137			6	763
Abnormal and unclassified.....	5	1,917	4	4,430	20	12,297	63	54,740	18	8,907	13	2,923	35	7,597

¹ See footnote 1, p. 182.
² See footnote 1, p. 184.

NEW MEXICO

AGRICULTURE—COLORADO

FARMS, 1929, BY TYPE OF FARM—Continued

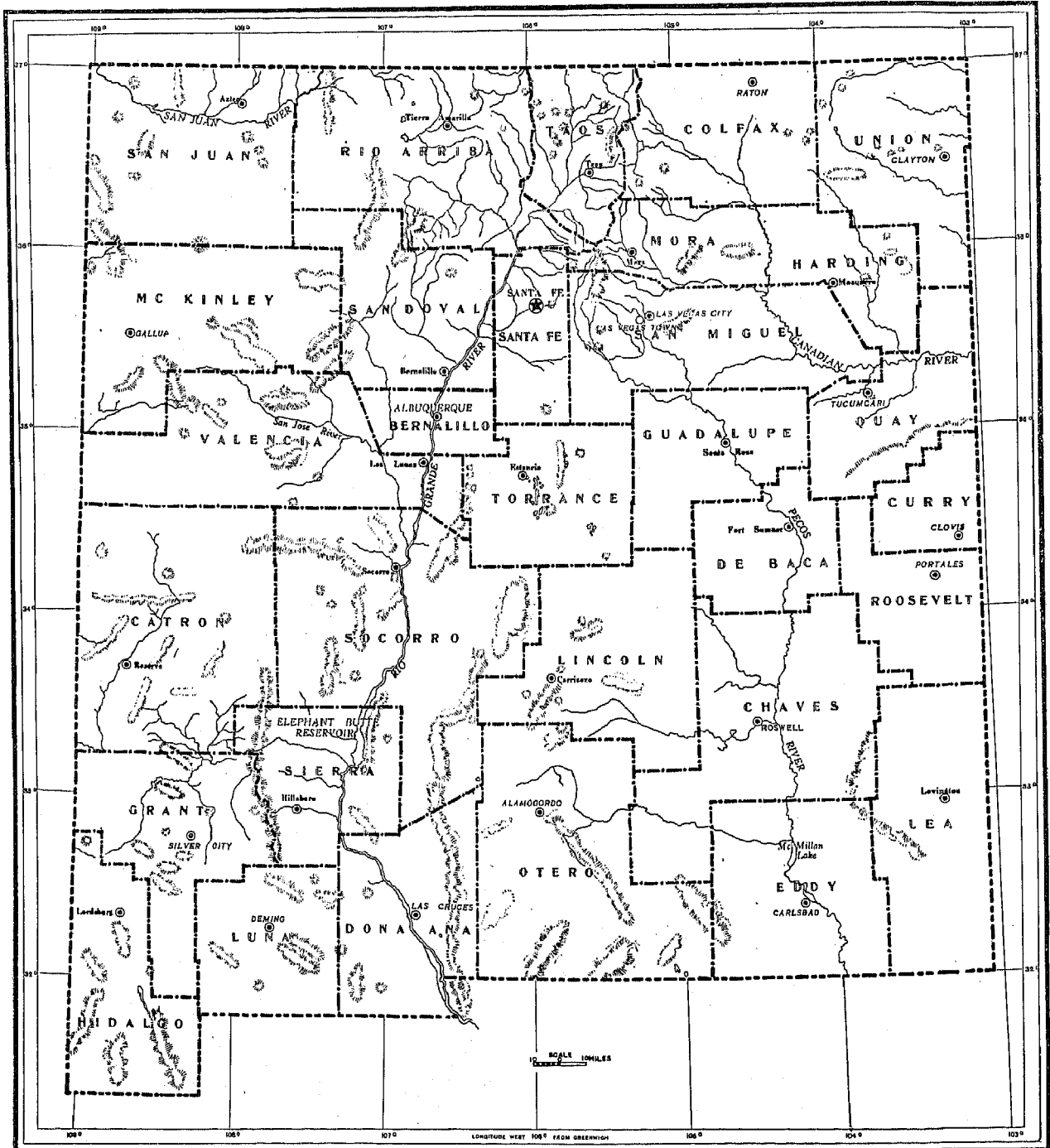
bottom of p. 8]

MESA		MINERAL		MOFFAT		MONTEZUMA		MONTROSE		MORGAN		OTERO		OURAY		PARK	
Farms reporting	Expenditures	Farms reporting	Expenditures	Farms reporting	Expenditures	Farms reporting	Expenditures	Farms reporting	Expenditures	Farms reporting	Expenditures	Farms reporting	Expenditures	Farms reporting	Expenditures	Farms reporting	Expenditures
Number	Dollars	Number	Dollars	Number	Dollars	Number	Dollars	Number	Dollars	Number	Dollars	Number	Dollars	Number	Dollars	Number	Dollars
1,384	341,616	34	7,541	415	120,938	402	85,783	658	173,610	878	878,989	787	403,073	101	34,508	211	68,387
256	37,865			71	8,253	122	15,229	166	21,727	117	25,119	125	22,021	27	3,323	15	1,194
11	703			43	4,539	27	3,870	17	1,849	124	11,841	6	915	1	205		
184	21,990			29	2,148	49	4,262	179	21,594	245	120,930	222	48,000	6	180	55	4,210
411	65,882					28	3,382	13	1,590			6	843				
41	4,573							31	2,883			143	24,951				
93	41,238			25	4,240	30	6,532	37	11,558	29	11,095	59	42,716	12	7,483	8	606
69	26,933			31	12,931	36	11,752	69	26,578	273	562,871	54	55,222	3	415		
77	71,345	14	4,325	107	77,823	60	33,568	66	79,098	26	22,303	42	24,936	40	21,271	86	54,789
80	40,230			4	1,830	5	1,423	25	4,859	16	7,617	33	32,852				
49	4,604	5	760	46	3,390	19	1,100	11	992	7	690	11	971	7	901	15	1,300
123	26,163	15	2,468	59	5,779	26	4,640	44	5,876	41	115,914	61	210,123	5	725	32	6,288
282	46,847			2	125	1	25	48	2,227	13	1,604	88	8,852			2	405
10	150							10	241	2	76	9	837				
12	684			1	100			22	1,502	2	175	46	5,125				
215	27,209							1	10	2	366						
8	400							6	148			20	2,095				
5	302					1	25	1	21			1	25				
1	29							3	65	6	877	5	440				
4	58							3	170			1	225			1	5
1	15			1	25							1	150				
26	17,940							3	70	2	120	5	55			1	400
1,655	789,873	42	21,651	376	232,099	452	171,849	819	390,371	1,018	874,520	856	785,457	117	39,822	179	209,121
237	35,439			68	8,218	125	20,025	178	33,333	114	80,938	120	55,047	32	5,201	7	2,065
18	4,087			77	13,104	43	8,343	20	5,847	218	63,947	6	4,775	5	635		
270	90,218			30	9,088	82	17,758	310	139,352	341	317,845	345	297,057	13	3,517	54	24,023
532	422,850					31	14,504	16	14,390			4	550				
33	12,711							51	28,508			100	231,401				
106	20,993			21	2,836	23	7,008	42	10,540	28	10,965	33	27,703	10	3,563	2	785
109	46,251			35	14,739	47	19,706	72	37,273	272	410,118	51	87,081	4	1,532		
86	80,915	15	13,195	101	175,688	77	80,211	83	112,703	22	10,663	28	40,076	46	24,600	85	170,917
53	6,757			1	500	3	505	16	1,862	5	207	24	6,867				
19	1,278			14	1,039	7	565			2	90	6	305	6	204	6	357
142	58,774	22	8,160	23	6,146	16	3,323	31	6,063	16	23,747	49	32,795	1	100	25	10,074

SAGUACHE		SAN JUAN 2		SAN MIGUEL		SEDGWICK		SUMMIT		TELLER		WASHINGTON		WELD		YUMA	
Farms reporting	Expenditures	Farms reporting	Expenditures	Farms reporting	Expenditures	Farms reporting	Expenditures	Farms reporting	Expenditures	Farms reporting	Expenditures	Farms reporting	Expenditures	Farms reporting	Expenditures	Farms reporting	Expenditures
Number	Dollars	Number	Dollars	Number	Dollars	Number	Dollars	Number	Dollars	Number	Dollars	Number	Dollars	Number	Dollars	Number	Dollars
348	181,150			184	47,458	307	136,564	34	9,734	142	37,012	773	233,547	2,806	1,459,607	1,119	258,232
18	3,361			30	4,710	30	5,654	4	200	19	3,654	206	19,412	217	42,976	162	19,696
1	150			4	719	131	17,159			203	19,838	203	19,838	255	36,707	517	51,587
145	38,300			13	1,412	82	22,740	6	1,386	47	5,021	41	12,081	1,463	432,486	14	1,565
8	3,373							11	3,209	24	12,535	33	6,796	88	18,823		
15	13,140			12	4,913	5	2,965			11	3,710	207	90,570	183	72,187	29	11,377
119	115,720			38	24,257	7	31,525	10	4,604	23	9,835	40	43,411	63	103,270	60	37,961
6	457			9	1,008					3	120	9	1,751	13	10,337	15	4,565
31	6,589			16	4,845	13	2,529	3	275	15	2,137	21	32,553	101	40,690	33	8,283
1	15													81	10,409	1	5
1	15													2	40		
														43	7,328		
														22	1,621		
														1	30		
														6	937		
														1	3		
														1	4		
														3	271	1	5
375	377,293			123	50,735	421	281,922	42	25,304	118	23,411	909	255,899	4,041	3,587,393	1,367	478,426
12	4,485			30	5,605	24	6,661	5	3,360	15	1,394	224	28,803	274	110,858	163	33,161
2	1,475			7	1,196	229	99,322			47	6,548	329	78,817	548	244,937	801	308,828
189	164,122			16	4,194	108	111,704	9	2,942			58	29,066	2,318	2,442,998	19	7,975
4	2,040			11	2,841	5	4,995	11	2,115	15	4,361	17	2,246	104	95,431	13	5,936
15	14,698			12	2,319	43	32,813			9	1,013	222	82,428	169	78,099	205	94,224
120	184,859			36	32,281	6	20,435	15	16,737	19	8,965	36	28,753	476	795,754	66	27,059
2	140			6	213							6	407	20	2,229	10	950
31	5,504			5	2,086	6	5,992	2	150	13	1,130	16	7,112	4	128	7	157

NEW MEXICO

COUNTIES, PRINCIPAL CITIES, RIVERS, AND MOUNTAINS



AGRICULTURE—NEW MEXICO

COUNTY TABLE I.—FARMS AND FARM ACREAGE, 1930 AND 1929, BY TYPE OF FARM

[See NOTE, bottom of p. 8]

ITEM AND TYPE OF FARM (See definitions in Introduction)		THE STATE	Berna- lillo	Catron	Chaves	Colfax	Curry	De Baca	Dona Ana	Eddy	Grant
FARMS, BY TYPE, 1930											
	All types	Number	Number	Number	Number	Number	Number	Number	Number	Number	Number
1	General	31,404	1,243	438	883	788	1,263	352	2,129	1,054	576
2	Cash-grain	3,305	160	30	57	103	80	43	61	32	67
3	Cotton	2,042	38		3	68	920	11	6	5	40
4	Crop-specialty	2,873			338		2		1,636	675	
5	Fruit	4,291	387	9	58	203	57	41	53	51	57
6	Truck	429	40	0	38	5		5	22	25	22
7	Dairy	728	172		22	2			48	4	9
8	Animal-specialty	639	52	1	34	31	46	11	54	15	13
9	Stock-ranch	839	11	0	11	35	9		6	3	11
10	Poultry	5,906	16	177	188	177	16	177	30	158	216
11	Self-sufficing	242	23		17	12	8	6	27	12	8
12	Abnormal	3,740	63	92	31	35	21	12	37	9	27
13	Institution or country estate	3,392	254	62	43	42	28	20	74	35	29
14	Part-time	25	4						7		1
15	Boarding and lodging	3,212	247	58	39	36	19	20	60	34	26
16	Forest-product	20	2	1							1
17	Horse farm, feed lot, or livestock dealer	79	1	2			2				1
18	Unclassified	56		1	4	4	9		1	1	1
19		2,069	32	55	43	80	67	26	75	30	77
FARM LAND, BY TYPE											
All land in farms, 1930:											
	All types	Acres	Acres	Acres	Acres	Acres	Acres	Acres	Acres	Acres	Acres
20	General	30,822,034	84,870	648,805	2,814,115	1,926,848	671,255	1,524,101	428,555	1,532,391	1,327,076
21	Cash-grain	993,122	3,013	13,298	18,959	69,372	20,464	24,676	4,729	6,509	13,000
22	Cotton	1,241,405	3,340		222	59,094	468,674	1,447	230	465	4,633
23	Crop-specialty	302,601			70,710				89,515	75,324	
24	Fruit	1,335,931	58,864	2,990	10,630	97,187	25,880	3,908	4,544	30,391	14,736
25	Truck	40,992	993	447	6,679	9,327		95	5,355	5,265	3,115
26	Dairy	22,600	2,304		202				2,354	4,400	844
27	Animal-specialty	309,133	4,153		8,056	32,441	8,677	8,580	6,271	5,511	30,475
28	Stock-ranch	295,636	1,000	487	2,007	24,179	9,327		942	320	2,067
29	Poultry	24,185,104	603	537,033	2,148,924	1,538,180	97,000	1,447,047	230,130	1,393,226	1,217,453
30	Self-sufficing	43,513	384		6,478	1,071	1,080	305	364	1,235	2,845
31	Abnormal	404,015	1,540	29,044	9,205	11,902	4,181	1,438	2,736	1,401	2,132
32	Institution or country estate	559,635	5,221	31,732	15,733	11,956	5,801	10,555	69,945	0,653	8,469
33	Part-time	62,783	574						62,209		
34	Boarding and lodging	436,540	4,647	31,782	11,903	9,816	2,921	16,555	7,737	6,653	8,469
35	Forest-product	9,790									
36	Horse farm, feed lot, or livestock dealer	28,319			3,830	2,140	2,880				
37	Unclassified	22,197			10,310	80,453	21,162	10,930	14,547	5,221	27,247
38		1,084,477	3,335	33,724							
Average acres per farm, 1930:											
	All types	981	66	1,481	2,621	2,415	531	4,330	200	1,454	2,804
39	General	300	19	443	333	674	368	574	78	216	195
40	Cash-grain	423	88		74	809	504	132	39	63	116
41	Cotton	108			227				55	112	
42	Crop-specialty	312	152	332	183	487	454	97	86	500	259
43	Fruit	60	25	75	176	203		10	38	211	142
44	Truck	32	13		9				49	100	94
45	Dairy	485	80		237	1,040	189	780	110	367	2,344
46	Animal-specialty	352	96	81	182	601	1,036		57	133	188
47	Stock-ranch	4,095	41	3,034	11,430	8,600	6,003	8,175	7,671	8,818	5,636
48	Poultry	185	17		381	89	135	61	13	103	356
49	Self-sufficing	108	25	310	297	340	190	120	74	159	79
50	Abnormal	168	21	548	360	200	207	828	958	193	326
Crop land harvested, 1929:											
	All types	1,469,998	17,865	5,554	48,468	68,803	305,772	7,538	78,738	49,112	10,543
51	General	173,120	1,640	807	1,861	10,329	10,906	2,080	1,640	878	1,514
52	Cash-grain	509,927	726		123	8,119	269,728	443	145	275	1,350
53	Cotton	104,587			33,202				69,404	41,492	
54	Crop-specialty	295,071	9,802	255	5,040	21,405	10,239	1,889	1,771	3,383	1,939
55	Fruit	10,918	494	79	2,163	895		81	600	1,053	340
56	Truck	7,921	1,379		169				1,480	53	166
57	Dairy	33,640	1,382		1,478	1,333	3,608	68	2,334	280	547
58	Animal-specialty	50,386	107	82	1,953	4,331	1,773		146	118	249
59	Stock-ranch	142,801	37	2,416	1,992	16,977	3,045	2,465		1,015	3,514
60	Poultry	5,532	168		150	545	305	176	147	103	15
61	Self-sufficing	36,483	330	1,105	422	634	603	102	334	103	334
62	Abnormal	32,086	1,641	517	387	1,008	2,159	30	442	176	168
63	Institution or country estate	409	277						132		
64	Part-time	27,890	1,364	517	264	771	1,103	30	810	170	168
65	Boarding and lodging	187									
66	Forest-product	919									
67	Horse farm, feed lot, or livestock dealer	2,681			123	237	1,056				
68	Unclassified	31,636	103	173	519	2,196	3,406	104	272	93	393
Plowable pasture, 1929:											
	All types	3,198,497	7,724	47,338	718	254,258	205,490	14,653	3,187	4,660	5,585
69	General	285,831	216	1,325	77	21,563	15,038	4,405	36	152	1,466
70	Cash-grain	305,528	40			39,312	125,473	129			81
71	Cotton	27,110			446				1,188	1,480	
72	Crop-specialty	312,263	4,089	760	12	35,840	12,950	68	89		39
73	Fruit	1,361	98	6	14				2		72
74	Truck	2,775	127		1				1		
75	Dairy	79,803	1,178		88	3,603	3,907	7	860		585
76	Animal-specialty	98,007	128	35	40	7,078	5,419				263
77	Stock-ranch	1,082,621	555	34,054	20	124,598	24,890	7,458	15	2,404	1,164
78	Poultry	10,219	142		1	5	670	160	1	9	30
79	Self-sufficing	62,604	327	3,452		1,443	2,602	261	5	4	53
80	Abnormal	65,500	800	2,217	12	3,931	3,122	1,759	54	284	763
81	Unclassified	204,875	24	5,489	7	16,879	11,419	406	886	428	1,059
Other pasture (excl. woodland), 1929:											
	All types	23,543,551	32,110	249,994	2,243,972	1,487,984	98,289	1,495,701	308,785	1,463,609	1,276,411
82	General	387,034	348	1,233	16,384	20,654	858	17,512	1,920	5,760	9,542
83	Cash-grain	250,520	2,455			7,280	25,802	720		190	2,983
84	Cotton	71,062			33,653				3,425	20,959	
85	Crop-specialty	494,083	24,562	639	4,150	20,422	575	1,341	1,324	26,607	11,728
86	Fruit	19,594	162	70	3,674			6	156	3,769	2,437
87	Truck	6,548	144		1				3	137	623
88	Dairy	162,096	85		6,138	25,895	287	6,441	2,035	5,160	25,165
89	Animal-specialty	113,409	379	220	811	9,967	522		95	280	1,445
90	Stock-ranch	20,921,438	20	223,167	2,143,624	1,322,140	67,131	1,435,405	227,955	1,380,153	1,188,488
91	Poultry	24,407	6		6,287	344			160	988	2,726
92	Self-sufficing	176,496	535	5,683	8,004	5,630	95	437	43	1,124	1,587
93	Abnormal	313,411	1,294	8,870	13,876	5,406	35	14,721	66,628	5,613	6,680
94	Unclassified	683,834	2,122	10,412	7,370	82,236	2,664	19,118	5,741	3,869	22,017

COUNTY TABLE I.—FARMS AND FARM ACREAGE, 1930 AND 1929, BY TYPE OF FARM—Continued

[See NOTE, bottom of p. 8]

ITEM AND TYPE OF FARM (See definitions in Introduction)		Guada- lupe	Hard- ing	Hidalgo	Lea	Lincoln	Luna	McKin- ley	Mora	Otero	Quay	Rio Arriba
FARMS, BY TYPE, 1930												
1	All types.....	596	628	356	610	609	235	996	1,318	537	1,176	2,482
2	General.....	47	49	26	61	31	13	18	213	72	206	207
3	Cash-grain.....	34	203	1	3	4		19	149	14	318	15
4	Cotton.....	1	1	11	13		10			12	17	
5	Crop-specialty.....	78	75	31	2	71	39	12	111	28	122	185
6	Fruit.....	2							5	45		22
7	Truck.....	7				32			1	2		187
8	Dairy.....	4	9			10	5	5	6	13		26
9	Animal-specialty.....	29	29	4	12	23	7	69	6	6		45
10	Stock-ranch.....	181	105	136	342	213	70	618	147	221	211	314
11	Poultry.....	2	1	7	2	10			1	3		3
12	Self-sufficing.....	69	20	25	48	46	13	107	236	30	41	794
13	Abnormal.....	105	41	40	46	77	3	119	323	67	42	471
14	Institution or country estate.....					1	1			2		1
15	Part-time.....	97	38	38	41	71	7	114	302	62	40	468
16	Boarding and lodging.....					1			1	1		1
17	Forest-product.....	8				2		4		20		
18	Horse farm, feed lot, or livestock dealer.....		3	1	5	2			1		2	1
19	Unclassified.....	41	95	46	63	64	33	10	57	28	139	96
FARM LAND, BY TYPE												
All land in farms, 1930:												
20	All types.....	641,088	960,981	763,947	2,011,573	1,816,403	551,752	857,423	917,409	213,308	1,647,291	722,305
21	General.....	14,614	30,842	4,140	40,319	11,706	3,003	3,307	50,663	11,361	134,280	24,861
22	Cash-grain.....	10,523	148,295		6,710	998		6,528	18,287	1,563	218,571	2,144
23	Cotton.....			747	6,200			4,458		1,781	8,020	
24	Crop-specialty.....	20,145	46,680	4,608		25,598	7,070	4,751	31,079	6,878	66,863	30,301
25	Fruit.....					3,847			232	7,030		633
26	Truck.....	808				5,069	251		1,479			2,551
27	Dairy.....	2,792	4,710	2,177	13,312	4,180	1,610	2,420	1,085	3,063	25,680	1,228
28	Animal-specialty.....	3,828	20,481	1,063	4,578	3,154	740	1,739	18,433	1,661	40,102	18,176
29	Stock-ranch.....	525,114	642,263	676,558	1,831,523	1,162,685	529,104	827,770	729,126	138,590	1,047,391	529,800
30	Poultry.....			4,624		18	3,614		8	60	6,775	74
31	Self-sufficing.....	10,557	5,824	13,427	17,558	7,590	1,865	5,894	26,493	3,880	19,717	51,274
32	Abnormal.....	27,570	17,961	22,626	40,093	17,342	2,090	3,662	30,036	7,645	9,741	23,940
33	Institution or country estate.....											
34	Part-time.....	23,050	10,291	22,626	32,583	17,342	2,080	1,778	23,818	7,645	9,741	23,940
35	Boarding and lodging.....											
36	Forest-product.....	4,520						1,884	6,218			
37	Horse farm, feed lot, or livestock dealer.....		1,670		7,480							
38	Unclassified.....	19,169	44,425	24,073	51,220	84,216	37,029	1,262	11,375	28,684	70,142	28,304
Average acres per farm, 1930:												
39	All types.....	1,076	1,530	2,251	3,298	2,314	2,518	861	696	397	1,401	290
40	General.....	311	619	160	661	378	300	189	238	158	652	93
41	Cash-grain.....	486	731		2,237	250		344	123	112	698	143
42	Cotton.....			68	484			270		148	472	
43	Crop-specialty.....	268	622	145		361	182	300	280	246	548	212
44	Fruit.....					550			46	156		24
45	Truck.....	115				153	84		185			14
46	Dairy.....	991	523	311	332	162	1,610	484	337	235	988	205
47	Animal-specialty.....	132	706	266	382	137	148	64	277	277	391	138
48	Stock-ranch.....	2,001	6,117	4,975	5,365	5,412	6,068	1,339	4,960	627	4,964	1,087
49	Poultry.....			661		5	226		27	521		25
50	Self-sufficing.....	160	291	537	366	165	143	35	112	120	481	65
51	Abnormal.....	203	438	595	871	244	299	31	93	147	244	51
Crop land harvested, 1929:												
52	All types.....	9,720	67,312	4,069	18,647	9,307	8,240	7,928	31,708	9,872	158,445	31,600
53	General.....	1,054	4,303	691	3,745	823	360	640	4,132	2,146	21,530	3,002
54	Cash-grain.....	949	39,021		330	134		1,873	4,289	507	98,049	471
55	Cotton.....			357	1,187					821	1,971	
56	Crop-specialty.....	2,277	10,318	1,105		3,237	2,698	804	4,809	1,032	14,820	4,082
57	Fruit.....					535			51	1,238		214
58	Truck.....	96				503	79		184			1,226
59	Dairy.....	69	630	140	640	273	146	134	261	234	1,715	187
60	Animal-specialty.....	578	2,675	251	614	607	147	478	2,763	214	4,326	3,671
61	Stock-ranch.....	2,942	6,520	1,220	9,203	2,493	2,025	2,138	7,497	2,266	12,328	5,443
62	Poultry.....			104		3	167		12	671		8
63	Self-sufficing.....	716	377	50	622	295	208	1,405	2,646	421	995	6,734
64	Abnormal.....	921	1,063	52	453	357	24	262	3,792	495	925	3,409
65	Institution or country estate.....											
66	Part-time.....	888	843	52	432	357	24	157	3,514	495	925	3,409
67	Boarding and lodging.....											
68	Forest-product.....	33						105	278			
69	Horse farm, feed lot, or livestock dealer.....		220		21							
70	Unclassified.....	118	1,405	99	1,364	427	603	95	608	302	1,115	1,653
Plowable pasture, 1929:												
71	All types.....	88,122	248,173	9,246	88,666	23,347	14,742	2,877	48,128	4,906	290,761	31,854
72	General.....	3,435	11,417	746	11,674	3,735	845	1,105	4,132	872	38,095	2,240
73	Cash-grain.....	3,382	60,391		2,055	330		1,102	1,376	15	44,189	768
74	Cotton.....			20	3,375			781		287	725	
75	Crop-specialty.....	6,135	14,820	841		589	1,143	50	7,091	1,420	21,483	4,272
76	Fruit.....					38			52	182		28
77	Truck.....	137				650	22		186			84
78	Dairy.....	2,300	1,878	20	1,830	450	284	80	791	545	3,621	
79	Animal-specialty.....	988	8,960		250	26	11	100	4,307	559	10,665	2,914
80	Stock-ranch.....	54,153	186,900	5,548	54,587	14,528	6,431	1,039	15,788	309	148,966	6,150
81	Poultry.....					5	1,160		53		2,258	
82	Self-sufficing.....	2,635	1,755	10	3,230	670	1,132	227	6,038	8	4,253	4,348
83	Abnormal.....	6,255	3,981	61	1,885	3,235	438	93	5,555	268	2,002	2,735
84	Unclassified.....	8,007	19,062	1,410	4,730	2,184	2,505	80	2,398	193	14,514	5,265
Other pasture (excl. woodland), 1929:												
85	All types.....	482,034	590,903	719,235	1,871,089	1,057,181	561,990	801,678	685,021	73,625	1,122,730	497,047
86	General.....	5,525	10,233	1,413	23,559	8,083	1,796	1,171	18,400	193	60,829	8,821
87	Cash-grain.....	8,555	46,132		4,300	21		407	3,007		63,951	361
88	Cotton.....				1,491						5,019	
89	Crop-specialty.....	7,823	18,612	1,005		17,079	2,390	2,050	9,972	445	26,976	17,515
90	Fruit.....					3,271				1,050		154
91	Truck.....	223				3,840						496
92	Dairy.....	208	1,812	1,531	10,718	3,276	605	1,269	180	1,000	18,524	533
93	Animal-specialty.....	1,470	8,431	729	3,281	1,135	850	680	5,008	9	22,074	6,801
94	Stock-ranch.....	432,813	479,074	657,929	1,734,388	925,607	519,890	792,035	633,355	59,212	859,370	425,373
95	Poultry.....			4,501		7	1,455				3,412	
96	Self-sufficing.....	4,475	1,120	12,984	12,701	1,223	2,215	7,900	750		12,343	21,267
97	Abnormal.....	12,372	10,229	20,316	37,024	12,081	1,598	1,319	5,651	2,469	6,526	8,875
98	Unclassified.....	7,499	13,360	18,247	43,627	77,612	32,667	482	3,488	8,337	37,707	6,492

COUNTY TABLE I.—FARMS AND FARM ACREAGE, 1930 AND 1929, BY TYPE OF FARM—Continued

[See Note, bottom of p. 8]

ITEM AND TYPE OF FARM (See definitions in Introduction)		Roosevelt	Sandoval	San Juan	San Miguel	Santa Fe	Sierra	Socorro	Taos	Torrance	Union	Valencia
FARMS, BY TYPE, 1930												
All types.....		Number	Number	Number	Number	Number	Number	Number	Number	Number	Number	Number
1	General.....	1,579	1,809	1,422	1,870	687	449	849	1,423	1,055	1,454	1,274
2	Cash-grain.....	351	165	171	103	71	49	62	147	17	274	179
3	Cotton.....	228	345	68	40	1	16	56	21	2	185	135
4	Crop-specialty.....	126	118	87	374	82	14	162	238	821	306	197
5	Fruit.....	247	33	66	7	12	3	8	8	1	1	17
6	Truck.....	20	11	14	27	74	4	7	6	1	1	68
7	Dairy.....	120	7	15	29	11	0	7	8	13	50	5
8	Animal-specialty.....	62	26	52	29	14	9	5	36	4	90	80
9	Stock-ranch.....	128	119	617	178	49	118	241	142	88	271	285
10	Poultry.....	23	1	25	10	10	10	5	5	6	10	3
11	Self-sufficing.....	29	285	64	299	246	104	173	612	12	28	184
12	Abnormal.....	36	146	173	382	91	48	90	242	86	22	210
13	Institution or country estate.....	1	2	1	1	2	1	1	1	1	1	1
14	Part-time.....	31	134	170	352	80	46	87	231	33	10	210
15	Boarding and lodging.....	4	4	3	3	1	1	2	1	1	1	1
16	Forest-product.....	0	0	0	0	0	0	0	0	0	0	0
17	Horse farm, feed lot, or livestock dealer.....	4	0	2	3	2	1	1	5	1	2	1
18	Unclassified.....	299	43	50	102	36	51	52	59	61	218	41
FARM LAND, BY TYPE												
All land in farms, 1930:		Acres	Acres	Acres	Acres	Acres	Acres	Acres	Acres	Acres	Acres	Acres
20	All types.....	1,282,244	238,128	131,401	1,008,753	441,895	886,399	817,770	147,247	1,207,071	1,945,856	626,788
21	General.....	162,474	10,934	14,030	64,349	6,458	9,535	2,072	8,668	13,729	177,404	10,344
22	Cash-grain.....	133,768	4,696	8,919	9,755	759	759	2,052	1,000	1,000	111,935	10,831
23	Cotton.....	38,042	1,774	1,774	1,774	1,774	1,774	1,774	1,774	1,774	1,774	1,774
24	Crop-specialty.....	65,088	9,146	10,061	95,687	27,444	1,060	58,636	43,395	358,132	150,099	18,104
25	Fruit.....	2,440	4,981	158	158	374	1,060	512	203	203	574	574
26	Truck.....	872	206	224	1,860	797	127	367	814	814	1,041	1,041
27	Dairy.....	70,758	1,813	1,813	18,385	7,255	2,952	2,510	600	8,871	26,833	415
28	Animal-specialty.....	38,842	5,312	6,598	9,725	456	654	297	3,080	1,330	73,591	1,430
29	Stock-ranch.....	655,329	101,247	70,429	1,450,040	338,321	831,612	812,822	55,874	773,243	1,286,693	500,084
30	Poultry.....	7,399	2,149	726	726	726	726	726	726	726	4,045	117
31	Self-sufficing.....	8,830	16,260	3,466	87,672	9,662	10,830	10,925	12,723	3,882	7,669	5,436
32	Abnormal.....	13,046	16,494	2,587	72,910	5,411	12,633	18,800	10,050	12,551	8,900	10,741
33	Institution or country estate.....	11,216	9,259	2,587	54,181	5,411	12,633	18,800	8,754	12,551	8,900	10,741
34	Part-time.....	3,816	3,816	3,816	6,480	6,480	6,480	6,480	6,480	6,480	6,480	6,480
35	Boarding and lodging.....	3,919	3,919	3,919	10,331	10,331	10,331	10,331	10,331	10,331	10,331	10,331
36	Forest-product.....	1,830	1,830	1,830	1,830	1,830	1,830	1,830	1,830	1,830	1,830	1,830
37	Horse farm, feed lot, or livestock dealer.....	87,796	8,090	0,305	97,486	45,717	12,797	8,717	10,080	35,333	148,717	6,651
38	Unclassified.....	87,796	8,090	0,305	97,486	45,717	12,797	8,717	10,080	35,333	148,717	6,651
Average acres per farm, 1930:												
39	All types.....	812	182	92	1,143	643	1,974	1,081	103	1,144	1,338	491
40	General.....	463	66	82	333	91	195	40	59	508	648	58
41	Cash-grain.....	587	14	154	244	47	47	37	48	48	605	80
42	Cotton.....	302	74	52	23	31	555	64	26	26	491	108
43	Crop-specialty.....	204	78	116	256	335	76	362	182	480	491	108
44	Fruit.....	44	27	16	00	11	32	122	130	130	15	15
45	Truck.....	590	259	110	684	660	328	350	86	682	537	83
46	Dairy.....	626	161	127	335	33	73	59	38	338	818	48
47	Animal-specialty.....	5,120	1,355	114	8,146	6,905	7,160	3,373	393	8,787	4,593	2,383
48	Stock-ranch.....	222	86	73	73	73	73	73	14	14	405	30
49	Poultry.....	304	57	54	293	30	104	63	25	324	270	30
50	Self-sufficing.....	373	115	15	191	03	275	217	44	380	472	51
51	Abnormal.....	160,438	14,270	22,369	39,092	10,224	4,483	9,165	22,186	87,552	187,949	16,276
52	All types.....	41,061	2,120	4,462	6,314	1,049	1,201	324	3,223	656	32,955	3,223
53	General.....	39,576	3,259	2,905	1,510	185	185	646	549	549	31,796	2,880
54	Cash-grain.....	13,470	2,028	3,601	14,153	4,198	332	6,293	5,837	84,439	43,650	4,178
55	Cotton.....	23,840	353	1,951	81	208	60	113	164	164	275	275
56	Crop-specialty.....	551	115	138	290	535	112	25	188	188	623	623
57	Fruit.....	10,791	169	393	1,687	00	148	118	145	526	3,457	44
58	Truck.....	7,299	807	1,995	1,535	170	87	36	1,034	160	12,052	578
59	Dairy.....	9,841	1,328	4,047	5,432	1,223	651	374	2,619	1,220	28,918	1,612
60	Animal-specialty.....	1,562	405	177	177	177	177	177	59	59	598	77
61	Stock-ranch.....	912	2,290	338	3,350	1,554	606	650	5,390	60	802	1,025
62	Poultry.....	1,367	1,205	849	4,283	537	162	297	2,787	379	816	1,623
63	Self-sufficing.....	997	1,004	849	3,511	537	162	297	2,416	379	316	1,623
64	Abnormal.....	102	102	102	86	86	86	86	86	86	86	86
65	Institution or country estate.....	99	99	99	397	397	397	397	397	397	397	397
66	Part-time.....	370	370	370	290	290	290	290	290	290	290	290
67	Boarding and lodging.....	370	370	370	290	290	290	290	290	290	290	290
68	Forest-product.....	10,168	596	635	190	600	12	289	364	191	123	3,435
69	Horse farm, feed lot, or livestock dealer.....	10,168	596	635	190	600	12	289	364	191	123	3,435
70	Unclassified.....	10,168	596	635	190	600	12	289	364	191	123	3,435
Plowable pasture, 1929:												
71	All types.....	500,898	22,753	2,882	340,874	31,387	2,482	8,646	11,218	309,427	559,551	19,796
72	General.....	75,736	1,181	280	9,462	843	132	334	440	5,971	71,482	1,395
73	Cash-grain.....	45,725	83	64	2,136	30	30	143	309	309	45,866	2,539
74	Cotton.....	13,698	674	533	16,330	6,056	9	5,240	1,690	78,519	59,523	3,794
75	Crop-specialty.....	27,070	371	78	20	20	11	104	2	2	222	222
76	Fruit.....	285	20	807	12	14	2	225	144	6,372	9,097	136
77	Truck.....	35,785	431	47	5,078	510	126	65	144	40	32,242	2
78	Dairy.....	16,764	1,405	200	4,593	1	8	16	629	40	276,376	865
79	Animal-specialty.....	235,179	14,170	368	273,228	17,719	1,080	1,125	9,937	202,304	270,376	8,493
80	Stock-ranch.....	3,523	180	187	187	187	187	187	187	187	1,837	10
81	Poultry.....	4,268	2,479	153	14,208	1,602	19	527	858	1,535	3,535	977
82	Self-sufficing.....	6,185	1,694	297	6,462	1,306	43	979	650	3,880	2,150	1,774
83	Abnormal.....	30,398	239	82	3,122	3,258	879	51	334	10,800	67,483	178
84	Unclassified.....	588,898	149,844	88,066	1,230,219	329,023	853,398	832,373	43,850	680,502	1,114,535	505,403
85	All types.....	39,522	5,423	5,493	26,672	3,100	4,626	409	521	3,204	64,121	2,664
86	General.....	45,179	432	3,735	2,676	328	328	705	15	15	28,316	5,063
87	Cash-grain.....	4,650	11,074	2,695	3,201	32,335	14,428	38,537	2,085	100,908	40,404	4,095
88	Cotton.....	1,396	1,396	1,396	1,396	1,396	1,396	1,396	1,396	1,396	1,396	1,396
89	Crop-specialty.....	4	4	4	4	4	4	4	4	4	4	4
90	Fruit.....	20,810	684	624	7,402	4,996	2					

COUNTY TABLE II.—VALUE OF SPECIFIED FARM PROPERTY, 1930, BY TYPE OF FARM

[See Note, bottom of p. 8]

ITEM AND TYPE OF FARM (See definitions in Introduction)	THE STATE	Bernalillo	Catron	Chaves	Colfax	Curry	De Baca	Dona Ana	Eddy	Grant
Land and buildings:	<i>Dollars</i>	<i>Dollars</i>	<i>Dollars</i>	<i>Dollars</i>	<i>Dollars</i>	<i>Dollars</i>	<i>Dollars</i>	<i>Dollars</i>	<i>Dollars</i>	<i>Dollars</i>
All types	207,859,492	6,165,694	2,698,734	11,931,606	14,379,712	14,095,412	3,638,175	20,317,088	10,343,815	6,427,528
General	15,204,768	595,705	98,310	301,210	715,538	618,879	194,080	463,439	204,985	278,063
Cash-grain	22,518,835	309,315			732,050	10,777,913	38,740	28,400	23,250	177,344
Cotton	29,793,515			4,077,370				10,936,055	6,565,080	
Crop-specialty	18,643,236	1,222,868	25,200	1,035,470	1,378,610	452,930	316,075	515,643	597,800	284,710
Fruit	3,688,248	336,800	9,740	570,150	39,500		27,500	245,550	192,700	126,855
Truck	2,150,609	465,515		140,500				371,900	32,400	38,750
Dairy	5,472,968	316,000		208,600	256,330	377,695	39,980	704,748	99,250	401,400
Animal-specialty	4,676,576	50,260	13,487	174,000	440,240	156,060		40,000	10,000	51,596
Stock-ranch	81,985,573	36,610	2,071,221	4,261,188	9,741,214	954,660	2,735,510	260,749	1,044,521	4,661,713
Poultry	1,159,477	183,000		89,300	46,600	24,400	12,700	114,500	123,000	30,600
Self-sufficing	5,919,030	147,902	221,295	64,265	77,035	80,720	28,046	92,824	25,414	37,557
Abnormal	6,558,393	885,203	126,965	142,080	143,345	211,000	78,080	263,803	108,945	98,870
Institution or country estate	6,274,736	164,478						110,288		
Part-time	5,620,742	720,725	126,965	111,380	122,045	100,130	78,080	153,545	108,945	98,870
Boarding and lodging	234,450									
Forest-product	124,225									
Horse farm, feed lot, or livestock dealer	304,711			31,600	21,300	110,870				
Unclassified	9,917,740	105,696	129,516	106,768	805,350	441,155	69,464	279,565	415,960	249,170
Land and buildings, per farm:										
All types	6,819	4,131	6,155	18,513	18,016	11,180	10,062	9,643	9,814	11,159
General	4,601	3,724	3,277	5,284	6,947	7,736	4,513	7,597	6,408	4,160
Cash-grain	7,605	8,140		4,402	10,779	11,602	3,522	4,733	4,650	4,484
Cotton	10,371			13,838				10,352	9,727	
Crop-specialty	4,393	3,160	2,800	17,853	6,628	7,946	7,709	9,729	11,722	4,644
Fruit	8,658	8,420	1,023	15,004	7,900		5,500	11,161	7,748	5,766
Truck	2,991	2,705		6,659				7,749	8,109	4,308
Dairy	8,578	15,704		8,782	8,299	8,211	3,635	13,051	6,617	30,877
Animal-specialty	5,574	4,599	2,248	15,878	12,578	17,340		6,067	3,333	4,601
Stock-ranch	13,982	2,288	11,702	22,600	55,035	59,066	15,444	8,092	12,307	21,536
Poultry	4,034	7,957		5,253	3,883	3,050	2,117	4,235	10,167	3,893
Self-sufficing	1,679	2,348	2,405	2,201	2,201	3,844	2,337	2,609	2,824	2,132
Abnormal	1,068	3,527	2,180	3,325	3,584	7,530	3,904	3,614	3,204	3,893
Land and buildings, per acre:										
All types	7	61	4	5	7	21	2	48	7	5
General	15	198	7	16	10	21	8	98	30	21
Cash-grain	18	93		59	12	23	27	120	50	38
Cotton	08			61				189	87	
Crop-specialty	14	21	8	97	14	17	80	113	20	18
Fruit	90	339	22	85	39		289	294	37	41
Truck	05	202		725				158	81	40
Dairy	18	197		37	8	44	5	112	18	13
Animal-specialty	10	47	28	87	18	17		117	25	25
Stock-ranch	3	55	4	2	6	10	2	1	1	4
Poultry	27	477		14	44	23	35	314	99	11
Self-sufficing	16	96	8	9	6	19	20	34	18	27
Abnormal	12	170	4	7	12	30	5	4	16	12
Farm buildings (including dwellings):										
All types	27,138,284	1,254,484	267,170	1,641,697	1,393,046	1,604,978	275,815	2,601,286	1,220,038	1,008,942
General	2,752,689	192,095	15,625	85,315	155,735	94,848	23,645	99,365	77,350	52,420
Cash-grain	2,518,507	34,300		540	78,475	1,120,192	4,050	3,350	1,500	19,180
Cotton	3,350,165			622,251				1,000,776	638,083	
Crop-specialty	2,878,951	242,648	4,300	102,400	214,110	52,625	49,025	72,275	97,400	38,295
Fruit	840,391	79,000	1,730	126,800	5,000		7,000	75,205	30,550	34,100
Truck	468,630	82,805		53,710				70,685	3,455	4,075
Dairy	1,225,854	189,155		72,400	58,300	102,438	7,475	133,275	25,600	95,960
Animal-specialty	809,748	13,350	3,150	38,750	62,545	17,000		5,000	2,600	6,900
Stock-ranch	6,923,269	15,200	167,630	341,845	613,125	38,700	154,000	36,065	211,105	606,532
Poultry	398,108	67,350		35,850	16,600	9,700	3,300	67,650	44,800	11,050
Self-sufficing	1,603,628	50,600	33,395	14,690	25,950	16,250	6,020	29,215	5,675	11,510
Abnormal	1,949,119	287,996	19,950	47,304	45,000	55,600	9,825	83,050	28,450	38,555
Institution or country estate	74,828	48,478						26,350		
Part-time	1,607,552	239,488	19,950	39,904	38,506	21,460	9,825	57,000	28,450	38,555
Boarding and lodging	173,900									
Forest-product	23,239									
Horse farm, feed lot, or livestock dealer	70,000			7,400	6,500	34,100				
Unclassified	1,622,165	29,355	10,390	39,682	117,000	91,265	10,575	33,945	59,475	90,305
Farmers' dwellings:										
All types	16,516,897	880,388	143,830	993,846	710,493	822,082	162,477	1,768,825	709,365	478,470
General	1,790,933	103,029	8,935	54,775	97,573	50,934	16,425	76,500	58,200	36,275
Cash-grain	1,443,692	26,695		340	42,685	581,046	2,425	2,700	1,100	9,595
Cotton	2,198,315			352,333				1,302,840	421,650	
Crop-specialty	1,893,603	184,430	2,100	101,200	133,980	29,670	30,075	55,375	61,075	24,925
Fruit	591,020	56,200	1,350	88,070	3,175		3,900	59,200	20,800	20,225
Truck	346,675	92,925		45,450				43,500	2,800	2,475
Dairy	656,593	112,000		44,750	26,900	51,382	5,800	73,800	17,350	21,450
Animal-specialty	492,693	9,875	1,525	23,050	28,210	5,950		3,000	2,075	3,950
Stock-ranch	3,474,529	12,375	88,215	190,350	261,460	16,450	82,560	23,120	127,030	248,600
Poultry	227,755	50,800		23,730	10,300	3,550	2,125	28,625	19,000	3,425
Self-sufficing	1,120,137	41,000	20,870	9,695	20,485	8,090	5,445	22,000	4,075	6,935
Abnormal	1,309,791	208,478	11,285	40,110	28,235	26,980	7,287	50,900	21,050	25,700
Institution or country estate	12,423	7,123						5,300		
Part-time	1,214,563	201,355	11,285	35,260	25,035	9,880	7,287	45,400	21,050	25,700
Boarding and lodging	118,860									
Forest-product	14,005									
Horse farm, feed lot, or livestock dealer	39,160			4,850	3,200	17,100				
Unclassified	875,984	21,600	10,450	21,772	57,490	48,030	6,435	26,965	12,250	68,925
Implements and machinery:										
All types	12,996,727	358,883	148,814	767,126	459,287	1,374,394	147,698	1,017,177	757,971	325,830
General	1,210,766	44,867	6,385	26,838	70,093	43,020	10,007	22,328	18,090	15,641
Cash-grain	2,371,943	4,860		810	50,051	1,177,429	1,895	2,000	2,400	8,013
Cotton	1,770,508			338,938				801,000	513,374	
Crop-specialty	1,743,792	79,769	1,125	61,695	35,535	81,825	33,021	20,928	58,790	14,631
Fruit	267,817	19,975	215	39,465	6,500		2,740	19,125	14,000	17,735
Truck	181,923	48,215		7,350				23,700	3,015	2,625
Dairy	493,812	69,800		14,250	28,025	28,025	3,385	56,332	6,860	39,381
Animal-specialty	413,736	3,480	580	18,350	33,025	20,350		2,450	1,600	9,600
Stock-ranch	2,878,063	5,805	101,223	223,135	146,003	13,350	74,245	17,320	98,070	184,597
Poultry	108,305	10,980		6,900	4,525	1,600	3,403	8,500	16,442	4,600
Self-sufficing	453,284	9,181	16,609	3,285	4,940	4,145	7,672	7,725	2,725	4,873
Abnormal	597,544	90,237	10,757	8,170	12,630	19,415	6,767	20,982	9,900	13,754
Unclassified	675,244	6,668	11,920	10,160	20,936	34,635	2,860	13,		

AGRICULTURE—NEW MEXICO

COUNTY TABLE II.—VALUE OF SPECIFIED FARM PROPERTY, 1930, BY TYPE OF FARM—Continued

[See NOTE, bottom of p. 8]

ITEM AND TYPE OF FARM (See definitions in Introduction)	Guadalupe	Harding	Hidalgo	Lea	Lincoln	Luna	McKinley	Mora	Otero	Quay	Rio Arriba
	Dollars	Dollars	Dollars	Dollars	Dollars	Dollars	Dollars	Dollars	Dollars	Dollars	Dollars
Land and buildings:											
All types	2,153,390	6,289,440	2,411,475	9,478,898	4,349,493	2,872,721	2,186,932	5,098,539	2,711,324	12,552,112	6,524,637
General	103,568	303,786	152,280	341,095	160,440	77,280	40,937	450,182	337,355	1,320,793	797,473
Cash-grain	83,440	1,606,991		32,500	19,480		75,480	326,607	50,600	3,334,029	27,233
Cotton			83,500	66,260		181,175			101,800	74,600	
Crop-specialty	127,651	400,258	232,730		497,433	395,000	50,550	258,443	113,738	749,435	410,970
Fruit					208,500			6,100	838,050		80,148
Truck	10,462				98,950	14,480			42,200		397,815
Dairy	10,290	30,955	20,650	81,160	29,725	60,005	50,000	11,880	70,980	257,570	28,975
Animal-specialty	34,555	165,330	41,950	51,170	83,125	31,000	38,425	224,701	36,250	397,606	489,723
Stock-ranch	1,524,749	3,208,303	1,553,703	8,173,551	2,067,365	1,160,125	1,041,131	2,951,030	619,810	5,403,163	2,180,855
Poultry			39,700		5,250	77,500			8,600	14,400	14,400
Self-sufficing	65,100	32,890	73,050	157,010	71,731	31,650	233,550	318,127	62,100	150,035	1,195,252
Abnormal	118,350	91,742	98,500	211,730	114,603	24,320	37,458	435,054	130,800	144,925	587,962
Institution or country estate											
Part-time	103,156	70,842	98,500	195,730	114,603	24,320	25,038	398,800	130,800	144,925	587,962
Boarding and lodging											
Forest-product	15,200							12,420	30,164		
Horse farm, feed lot, or livestock dealer		15,400		16,000							
Unclassified	65,140	428,085	105,815	362,060	387,873	810,226	19,401	76,355	188,076	563,216	313,913
Land and buildings, per farm:											
All types	3,621	9,982	7,198	15,536	7,644	12,224	2,196	3,881	5,049	10,674	2,618
General	2,204	6,200	5,857	5,592	5,175	5,945		2,264	4,685	6,441	2,987
Cash-grain	2,454	7,916		10,853	4,870		3,973	2,102	3,614	10,052	1,816
Cotton			7,591	5,097		11,323			13,483	4,388	
Crop-specialty	1,637	5,337	7,507		7,000	10,130	4,213	2,328	4,062	6,143	2,221
Fruit					29,786			1,220	19,751		3,043
Truck	2,780				3,092	4,827			5,275		2,127
Dairy	4,073	3,430	4,236	5,073	4,240	6,001	10,000	2,376	5,460	9,907	4,829
Animal-specialty	1,192	5,701	10,489	4,264	3,832	6,200	1,423	3,257	6,042	8,838	3,710
Stock-ranch	8,424	30,555	11,424	23,900	12,523	14,685	2,050	20,075	2,805	26,034	6,946
Poultry			5,671		1,313	4,844			2,367	4,065	4,800
Self-sufficing	987	1,620	2,045	3,271	1,559	2,435	1,309	1,348	2,070	3,659	1,605
Abnormal	1,127	2,238	2,502	4,603	1,614	3,474	317	1,351	2,517	3,023	1,256
Land and buildings, per acre:											
All types	3	7	3	5	3	5	3	6	13	8	9
General	7	10	37	8	14	20	12	9	36	10	32
Cash-grain	5	11		5	20		12	18	32	15	13
Cotton			112	11		41			91	9	
Crop-specialty	6	9	52		10	50	11	8	17	11	10
Fruit					54			26	126		150
Truck	24				20	58			29		156
Dairy	6	7	14	6	7	43	21	7	23	10	24
Animal-specialty	9	8	30	11	28	42	22	12	22	10	27
Stock-ranch	3	5	2	4	2	2	2	4	4	5	4
Poultry			9		292	21			108	9	195
Self-sufficing	6	6	5	9	9	17	40	12	17	8	23
Abnormal	4	5	4	5	7	12	10	14	17	15	25
Farm buildings (including dwellings):											
All types	234,463	451,372	278,040	710,790	608,740	410,585	352,875	671,953	600,970	1,176,057	1,269,739
General	17,885	22,220	13,060	57,550	22,850	17,200	13,025	89,990	50,955	184,370	180,200
Cash-grain	10,386	134,290		5,300	2,450		10,050	51,910	9,915	338,726	3,126
Cotton			9,500	14,200		24,400			23,900	10,300	
Crop-specialty	24,435	43,623	17,870		42,005	77,375	15,975	42,280	25,850	78,005	99,885
Fruit					19,700			2,225	145,750		10,625
Truck	3,825				9,335	3,105			5,050		95,860
Dairy	7,975	5,360	7,350	15,000	10,490	28,100	17,000	1,440	22,050	39,840	7,325
Animal-specialty	9,360	15,865	5,375	6,210	15,360	11,506	12,875	33,255	5,100	61,250	100,040
Stock-ranch	107,285	156,169	144,925	512,450	300,330	102,810	173,095	260,818	119,080	326,575	214,345
Poultry			18,050		2,000	28,200			2,000	10,375	9,500
Self-sufficing	17,020	4,670	13,925	32,800	13,715	7,915	80,140	71,527	14,700	19,120	313,378
Abnormal	27,667	15,095	26,845	30,635	21,935	10,900	6,460	98,464	40,755	42,016	168,424
Institution or country estate											
Part-time	25,402	13,645	20,845	28,635	21,935	10,900	7,475	94,065	40,755	42,016	168,424
Boarding and lodging											
Forest-product	2,265							2,125	4,399		
Horse farm, feed lot, or livestock dealer		1,450		2,050							
Unclassified	8,025	54,080	20,250	36,535	87,770	39,235	5,115	10,151	29,805	64,880	81,432
Farmers' dwellings:											
All types	128,949	229,130	167,085	413,190	281,720	230,735	224,290	366,840	327,590	674,945	847,536
General	10,915	12,435	10,250	35,900	12,435	12,025	7,435	57,290	35,155	105,880	150,730
Cash-grain	6,314	68,000		1,400	1,000		10,240	38,135	7,050	199,185	2,334
Cotton			6,050	7,400					16,460	6,280	
Crop-specialty	13,515	23,945	11,650		30,005	53,675	7,860	28,580	16,835	50,395	70,500
Fruit					6,600			2,000	93,025		12,950
Truck	1,535				6,890	2,010			3,500		75,715
Dairy	4,800	1,190	4,700	10,000	4,825	14,700	10,700	1,075	15,175	21,960	5,100
Animal-specialty	4,755	7,530	3,650	4,440	9,025	7,050	10,200	20,505	4,100	37,030	76,765
Stock-ranch	56,225	78,705	73,225	285,175	142,175	95,610	91,970	87,155	82,215	166,595	149,925
Poultry			12,400		1,450	18,425			1,300	4,950	6,250
Self-sufficing	10,235	3,320	9,050	22,700	10,245	2,875	75,320	46,230	9,665	12,570	245,175
Abnormal	13,070	11,490	19,385	22,250	15,530	7,740	6,575	74,680	29,420	29,885	131,677
Institution or country estate											
Part-time	12,350	10,690	19,385	21,300	15,530	7,740	5,725	71,785	29,420	29,885	131,677
Boarding and lodging											
Forest-product	720							850	2,895		
Horse farm, feed lot, or livestock dealer		800		950							
Unclassified	5,585	22,385	15,825	23,835	38,590	17,950	4,000	11,140	13,700	40,305	20,415
Implements and machinery:											
All types	117,888	357,635	140,370	287,015	285,065	199,495	131,967	236,370	222,248	1,031,819	421,233
General	5,950	26,640	12,110	28,105	9,688	4,565	7,472	39,103	23,881	118,602	56,166
Cash-grain	6,625	147,718		1,900	2,520		10,515	19,603	3,725	553,072	1,387
Cotton			5,350	5,135					8,695	6,600	
Crop-specialty	10,051	44,115	17,790		24,895	46,725	6,365	22,591	12,525	78,884	40,894
Fruit					18,815			1,130	24,595		5,435
Truck	847				6,899	3,700			3,770		25,649
Dairy	960	1,725	2,850	6,250	7,580	6,500	4,100	1,000	5,435	21,350	2,173
Animal-specialty	6,375	13,680	2,805	4,481	6,155	5,000	6,592	13,708	2,490	28,070	49,560
Stock-ranch	67,632	92,410	73,410	197,504	151,523	77,550	67,745	70,755	102,160	147,895	79,430
Poultry			3,670		1,250	11,990			700	4,395	8,500
Self-sufficing	6,642	1,460	7,140	13,535	6,910	3,175	18,750	23,410	4,190	10,620	

AGRICULTURE—NEW MEXICO

COUNTY TABLE II.—VALUE OF SPECIFIED FARM PROPERTY, 1930, BY TYPE OF FARM—Continued

[See NOTE, bottom of p. 8]

ITEM AND TYPE OF FARM (See definitions in Introduction)	Roosevelt	Sandoval	San Juan	San Miguel	Santa Fe	Sierra	Socorro	Taos	Torrance	Union	Valencia
Land and buildings:											
All types	\$13,698,649	\$3,195,019	\$3,483,482	\$3,937,509	\$2,485,020	\$3,015,472	\$2,874,115	\$2,076,870	\$4,634,653	\$14,140,689	\$3,332,347
General	2,727,193	390,015	694,730	653,701	211,440	199,565	85,840	409,791	85,045	1,760,370	514,930
Cash-grain	1,963,361	513,008	320,830	89,089		24,194	103,476	44,200		1,452,936	343,485
Cotton	851,863					165,205					
Crop-specialty	1,762,032	378,710	520,115	723,508	265,714	44,280	354,302	586,380	2,807,185	1,818,028	530,820
Fruit		127,890	517,100	13,825	124,800	40,000	30,780	46,300			64,502
Truck	102,800	73,200	31,780	25,857	140,030	18,550	9,540	26,650			93,270
Dairy	841,240	18,990	97,000	237,208	131,710	62,255	39,611	30,900	44,480	274,990	23,600
Animal-specialty	698,745	163,545	313,511	141,327	44,530	14,990	16,760	157,189	16,100	677,155	87,760
Stock-ranch	3,473,409	804,555	468,490	5,374,043	758,700	2,091,534	1,580,631	497,981	1,399,477	6,575,784	1,140,853
Poultry	127,390		86,947	26,815				11,150		57,225	10,000
Self-sufficing	102,455	359,918	124,449	444,250	400,111	174,934	180,828	665,986	35,540	51,510	193,357
Abnormal	149,210	262,321	151,885	729,079	212,782	39,495	101,171	383,443	65,245	67,990	101,055
Institution or country estate											
Part-time	123,850	200,371	151,885	444,618	212,782	39,495	101,171	351,283	65,245	67,990	291,035
Boarding and lodging		51,950		182,500							
Forest-product		10,500		43,401				6,480			
Horse farm, feed lot, or livestock dealer	25,360			58,500				25,680			
Unclassified	988,951	102,258	144,585	598,147	107,452	90,450	76,787	111,440	181,481	1,404,733	48,045
Land and buildings, per farm:											
All types	\$3,612	\$2,441	\$2,450	\$5,352	\$3,622	\$6,718	\$3,032	\$2,092	\$4,993	\$9,725	\$2,616
General	7,770	2,364	4,063	2,766	2,978	4,073	1,651	2,788	5,003	6,425	2,877
Cash-grain	8,011	1,489	5,035	2,227		1,512	1,848	2,108		7,854	2,544
Cotton	3,761					6,354					
Crop-specialty	7,134	3,209	6,047	1,035	3,240	3,163	2,160	2,464	3,419	5,941	3,179
Fruit		3,800	5,387	1,075	10,400	13,333	3,848	5,788			3,206
Truck	5,140	6,055	2,270	958	1,904	4,933	3,130	4,442			1,372
Dairy	7,010	2,713	6,407	8,180	11,973	6,917	4,787	4,538	3,422	5,600	4,720
Animal-specialty	3,206	4,543	6,029	4,873	3,166	1,666	3,550	4,491	4,025	7,524	2,025
Stock-ranch	27,130	6,761	743	30,105	16,485	18,030	6,359	3,507	16,903	24,265	4,855
Poultry	5,539		3,875	2,082				2,230		5,723	3,533
Self-sufficing	3,533	1,263	1,045	1,436	1,626	1,682	1,045	1,301	2,062	1,840	1,051
Abnormal	4,263	1,825	893	1,014	2,474	1,046	1,163	1,591	1,077	3,578	1,386
Land and buildings, per acre:											
All types	11	13	27	5	6	3	3	20	4	7	5
General	17	36	50	8	33	21	41	47	6	10	50
Cash-grain	15	109	37	9		32	50	44		13	32
Cotton	22					63					
Crop-specialty	27	41	52	8	10	42	6	14	8	12	29
Fruit		52	104	88	334	24	60	228			95
Truck	113	247	142	14	177	140	26	33			90
Dairy	13	10	59	13	18	21	13	33	5	10	57
Animal-specialty	13	28	43	16	07	23	56	51	12	9	61
Stock-ranch	5	5	7	4	2	3	2	9	2	5	2
Poultry	17		45	37				150		14	91
Self-sufficing	12	22	36	5	41	10	17	52	9	7	36
Abnormal	11	16	59	10	39	7	5	36	5	8	27
Farm buildings (including dwellings):											
All types	1,440,533	627,733	1,001,125	1,110,891	638,692	319,020	422,397	700,012	603,604	1,549,681	737,496
General	337,020	102,184	180,815	103,410	61,825	14,845	19,090	88,340	16,105	249,707	124,765
Cash-grain	211,145	99,540	64,155	11,735		2,625	36,060	9,015		166,643	78,950
Cotton	92,955					13,800					
Crop-specialty	247,130	99,995	95,115	140,224	43,358	4,500	40,013	110,460	352,447	231,543	106,885
Fruit		35,305	135,250	3,175	35,700	8,950	4,100	13,000			9,876
Truck	21,100	10,420	12,025	4,700	45,285	2,550	3,275	7,050			28,270
Dairy	113,650	2,075	27,350	50,400	66,810	10,400	14,800	10,075	3,860	63,752	14,250
Animal-specialty	73,880	33,570	77,650	25,200	14,730	2,425	3,510	35,273	4,850	84,770	24,005
Stock-ranch	174,400	50,071	150,320	308,522	83,685	209,445	181,745	92,875	177,714	573,963	157,315
Poultry	24,813		28,070	9,810				5,150		10,840	2,600
Self-sufficing	9,895	102,071	45,375	86,806	117,033	23,365	52,315	176,448	10,680	11,765	70,010
Abnormal	25,075	67,947	61,075	293,239	76,340	17,540	32,840	125,681	11,145	16,440	111,645
Institution or country estate											
Part-time	21,975	38,747	61,075	128,484	76,340	17,540	32,840	116,886	11,145	16,440	111,645
Boarding and lodging		26,400		148,500							
Forest-product		2,800		10,255				1,395			
Horse farm, feed lot, or livestock dealer	3,700		8,000					7,400			
Unclassified	129,280	25,065	32,025	73,380	93,866	8,575	26,550	24,845	26,803	140,258	8,025
Farmers' dwellings:											
All types	929,621	455,543	714,589	664,965	423,431	139,563	303,099	518,310	344,390	744,934	549,937
General	218,095	78,050	136,025	67,965	42,805	10,195	15,210	62,040	12,580	122,451	90,205
Cash-grain	123,030	80,225	45,555	8,300		2,255	23,900	7,350		73,563	66,320
Cotton	61,735					10,030					
Crop-specialty	159,786	68,045	65,325	94,555	24,281	3,100	33,819	79,600	225,265	122,090	82,050
Fruit		20,665	134,744	1,605	28,825	5,850	3,100	8,050			7,005
Truck	10,275	7,500	8,775	2,055	34,230	1,500	3,175	5,475			20,340
Dairy	69,240	1,825	10,290	27,020	10,725	5,935	10,120	7,500	2,620	33,661	9,300
Animal-specialty	45,855	13,460	53,650	14,070	10,900	1,803	2,300	22,210	3,550	42,400	19,680
Stock-ranch	100,580	37,170	121,620	131,085	47,650	61,335	114,065	70,185	68,070	264,904	98,710
Poultry	13,220		17,785	5,600				3,300		4,650	1,850
Self-sufficing	6,350	81,725	36,130	51,835	83,005	18,465	48,025	137,095	6,400	6,495	57,882
Abnormal	10,425	41,010	49,095	207,484	50,575	12,745	25,400	98,160	8,065	9,195	89,410
Institution or country estate											
Part-time	10,725	27,610	49,095	87,694	50,575	12,745	25,400	93,810	8,065	9,195	89,410
Boarding and lodging		12,350		106,600							
Forest-product		1,050		7,640				550			
Horse farm, feed lot, or livestock dealer	2,700		5,750					3,400			
Unclassified	90,130	10,298	20,045	53,285	75,385	6,340	20,985	16,445	17,840	65,519	6,085
Implements and machinery:											
All types	839,674	215,474	408,621	356,379	200,863	139,003	197,366	236,290	543,489	845,286	253,327
General	184,900	31,928	60,675	49,272	27,031	11,390	5,690	31,526	11,010	143,984	39,769
Cash-grain	142,385	30,907	20,675	6,669		2,125	6,428	1,603		125,669	23,963
Cotton	59,561					9,840					
Crop-specialty	158,028	24,650	50,630	70,748	26,850	1,993	27,101	52,303	437,034	157,952	43,826
Fruit		10,301	46,485	2,615	14,030	2,700	1,570	5,535			4,851
Truck	16,225	5,855	3,010	1,585	15,149	1,850	290	1,100			11,799
Dairy	54,765	1,350	11,045	23,675	13,012	4,050	3,680	4,230	3,740	24,729	4,100
Animal-specialty	42,43										

AGRICULTURE—NEW MEXICO

COUNTY TABLE III.—VALUE OF FARM PRODUCTS SOLD, TRADED, OR USED BY OPERATOR'S FAMILY; AND RECEIPTS FROM BOARDERS, ETC.; 1929, BY TYPE OF FARM

[Due to crop failure, new operations, etc., the farms reporting specific items will not always agree with those reporting "All products," as the latter represent the total number of farms of each type in the county; also see NOTE, bottom of p. 8]

CLASS OF PRODUCT AND TYPE OF FARM (See definitions in Introduction)	THE STATE		BERNALILLO		CATRON		CHAVES		COLFAX	
	Farms reporting	Value	Farms reporting	Value	Farms reporting	Value	Farms reporting	Value	Farms reporting	Value
	Number	Dollars	Number	Dollars	Number	Dollars	Number	Dollars	Number	Dollars
All products (sold, traded, or used by operator's family):										
All types.....	29,335	61,165,494	1,216	1,223,448	383	970,972	640	4,032,540	715	2,444,220
General.....	3,305	3,958,117	160	1,055,563	30	25,184	57	110,478	103	103,443
Cash-grain.....	2,938	6,525,572	38	23,498			3	3,840	68	113,424
Cotton.....	2,870	9,035,714					338	1,628,387		
Crop-specialty.....	4,289	7,243,181	387	267,465	9	7,913	58	263,119	208	450,302
Fruit.....	426	1,305,853	40	45,342	6	5,989	38	270,273	5	24,244
Truck.....	719	698,036	172	140,348			22	48,056		
Dairy.....	638	2,330,438	52	395,856			34	162,918	31	119,245
Animal-specialty.....	839	1,904,182	11	17,374	6	4,323	11	110,343	35	130,904
Stock-ranch.....	5,906	24,181,580	16	69,900	177	875,196	188	1,816,351	177	1,345,402
Poultry.....	235	429,144	23	37,704			17	30,639	12	23,184
Self-sufficing.....	3,749	988,126	63	14,334	62	35,504	31	7,162	35	10,911
Abnormal.....	3,421	1,870,541	254	105,884	63	25,803	43	80,977	44	27,071
Crops (incl. plants, flowers, etc.), sold or traded:										
All types.....	21,073	25,046,801	1,088	527,891	113	29,900	576	2,087,056	532	617,575
General.....	3,012	1,645,098	160	61,090	18	6,124	45	45,483	93	76,371
Cash-grain.....	2,917	5,204,810	38	19,545			2	3,298	67	82,434
Cotton.....	2,869	8,648,298					338	1,628,581		
Crop-specialty.....	4,273	6,950,577	387	215,602	9	5,959	58	232,564	208	346,761
Fruit.....	418	1,178,379	39	38,274	6	4,679	38	239,880	5	22,377
Truck.....	710	1,475,044	172	112,638			22	40,734		
Dairy.....	318	193,282	24	12,600			17	30,014	17	5,032
Animal-specialty.....	582	284,799	10	2,592	1	55	9	27,417	31	26,692
Stock-ranch.....	1,515	701,044	5	680	28	7,653	14	19,979	62	47,788
Poultry.....	140	57,914	22	4,041			3	2,382	11	3,848
Self-sufficing.....	2,284	193,116	38	4,208	37	3,761	6	4,068	14	1,106
Abnormal.....	2,026	413,343	203	55,056	14	1,672	19	16,310	24	6,166
Livestock, sold or traded:										
All types.....	14,270	22,860,816	215	83,186	272	692,076	452	1,280,174	488	1,364,678
General.....	2,339	750,544	47	8,592	23	5,525	40	13,723	38	40,096
Cash-grain.....	1,322	401,427	4	387			1	170	35	9,230
Cotton.....	489	191,219					136	78,632		
Crop-specialty.....	1,406	290,719	51	5,010	2	530	24	7,302	101	30,997
Fruit.....	116	69,257	7	207	1	40	11	13,912	2	700
Truck.....	111	11,398					3	133		
Dairy.....	446	184,400	20	9,198			11	9,000	21	9,313
Animal-specialty.....	828	1,174,233	9	8,980	6	2,770	11	78,352	85	90,961
Stock-ranch.....	5,142	18,910,220	15	45,614	108	670,271	175	1,030,019	175	1,168,183
Poultry.....	83	13,990	3	147			4	1,802	5	1,508
Self-sufficing.....	976	74,731	8	213	42	5,321	6	741	18	1,778
Abnormal.....	1,012	788,618	42	4,238	30	8,212	15	56,882	8	11,812
Livestock products, sold or traded:										
All types.....	15,692	8,155,677	300	452,024	216	155,643	578	508,414	494	329,177
General.....	2,454	831,583	59	10,784	23	4,201	51	37,402	94	49,292
Cash-grain.....	1,655	465,417	4	110			1	172	36	11,041
Cotton.....	994	274,549					39	65,184		
Crop-specialty.....	1,786	370,982	35	3,053	5	27	29	12,215	117	38,393
Fruit.....	210	59,727	14	1,106	2	10	28	8,027	2	592
Truck.....	199	19,221	9	3,874			1	1,421		
Dairy.....	638	1,812,014	52	303,390			34	116,064	31	98,219
Animal-specialty.....	668	278,437	7	9,991	4	257	9	7,074	30	11,833
Stock-ranch.....	4,476	3,493,474	13	20,364	123	147,486	121	233,210	133	98,770
Poultry.....	235	310,461	23	27,931			17	23,293	12	15,018
Self-sufficing.....	1,178	50,973	7	406	35	1,849	19	1,141	19	1,388
Abnormal.....	1,190	183,839	60	16,501	24	1,763	10	3,236	20	4,000
Forest products sold:										
All types.....	1,401	183,081	76	3,764	60	6,996	36	3,029	17	2,558
General.....	220	28,460	3	182	8	1,015	2	80	2	749
Cash-grain.....	23	1,573								
Cotton.....	37	4,419					17	1,325		
Crop-specialty.....	266	25,121	63	3,204			3	1,175		
Fruit.....	9	1,641								
Truck.....	8	870								
Dairy.....	16	1,187					2	22		
Animal-specialty.....	36	5,540							2	328
Stock-ranch.....	403	49,527	1	162	35	3,045	11	402	9	828
Poultry.....	2	87								
Self-sufficing.....	115	4,822			8	403				
Abnormal.....	257	59,834	4	216	9	1,033	1	25	4	693
Farm products used by operator's family:										
All types.....	25,930	4,919,109	1,140	158,383	967	94,758	749	153,876	623	130,332
General.....	3,237	702,432	153	24,315	30	7,359	56	13,790	101	26,035
Cash-grain.....	2,529	452,345	33	3,456			1	200	57	10,119
Cotton.....	2,220	517,229					293	50,665		
Crop-specialty.....	3,784	610,782	352	39,991	9	1,394	60	9,363	172	35,181
Fruit.....	386	36,340	39	5,962	5	1,260	25	3,448	5	576
Truck.....	653	91,503	166	23,734			32	5,768		
Dairy.....	617	139,495	50	10,759			14	7,818	30	6,681
Animal-specialty.....	806	161,176	11	1,841	6	1,241	9	2,500	32	7,035
Stock-ranch.....	4,767	1,021,715	9	2,370	163	46,741	166	32,741	148	20,917
Poultry.....	226	46,692	23	4,775			17	3,687	12	2,810
Self-sufficing.....	3,749	604,484	63	9,597	62	24,230	31	4,872	35	6,639
Abnormal.....	2,946	424,907	241	29,373	62	12,533	29	4,524	31	4,440
RECEIPTS FROM BOARDERS, LODGERS, ETC.										
All types.....	268	167,673	11	5,182	20	11,338	21	6,018	8	730
General.....	38	7,712	3	550	3	675	2	1,100	2	160
Cash-grain.....	16	1,644							1	20
Cotton.....	20	4,006					6	1,419		
Crop-specialty.....	27	4,102	2	362			3	49	1	200
Fruit.....	7	1,490	1	150			1	540		
Truck.....	4	1,425					1	960		
Dairy.....	16	5,170	2	620					1	100
Animal-specialty.....	4	1,207							1	135
Stock-ranch.....	69	20,524	1	1,080	13	7,450	4	660	1	90
Poultry.....	4	1,351								
Self-sufficing.....	21	2,356			2	263	1	90		
Abnormal.....	42	107,691	2	2,100	2	3,050	3	1,200	1	25

COUNTY TABLE III.—VALUE OF FARM PRODUCTS SOLD, TRADED, OR USED BY OPERATOR'S

[See note, p. 237, beginning

CLASS OF PRODUCT AND TYPE OF FARM (See definitions in Introduction)	CURRY		DE BACA		DONA ANA		EDDY		GRANT	
	Farms report- ing	Value	Farms report- ing	Value	Farms report- ing	Value	Farms report- ing	Value	Farms report- ing	Value
All products (sell, traded, or used by operator's family):	<i>Number</i>	<i>Dollars</i>	<i>Number</i>	<i>Dollars</i>	<i>Number</i>	<i>Dollars</i>	<i>Number</i>	<i>Dollars</i>	<i>Number</i>	<i>Dollars</i>
1 All types.....	1,186	3,898,987	326	1,039,559	2,054	6,300,737	1,024	4,000,788	409	1,778,784
2 General.....	80	149,040	43	57,863	61	140,470	32	71,891	67	70,575
3 Cash-grain.....	920	3,110,740	11	11,019	6	4,859	5	9,644	40	43,822
4 Cotton.....					1,636	4,982,195	675	2,630,616		
5 Crop-specialty.....	57	169,010	41	103,386	53	126,004	51	180,391	57	77,943
6 Fruit.....			5	5,104	22	175,866	25	153,260	22	33,011
7 Truck.....					48	177,643	4	10,198	9	18,663
8 Dairy.....	46	89,324	11	21,992	54	382,787	15	47,016	13	189,823
9 Animal-specialty.....	9	37,584			6	46,144	3	10,771	11	25,559
10 Stock-ranch.....	16	202,415	177	822,807	30	127,822	158	807,373	216	1,269,038
11 Poultry.....	8	8,590	6	6,968	27	62,093	12	50,359	8	25,472
12 Self-sufficing.....	21	5,602	12	4,132	37	18,628	9	3,791	27	10,974
13 Abnormal.....	30	126,052	20	6,288	74	56,166	35	19,488	29	13,379
Crops (incl. plants, flowers, etc.), sold or traded:										
14 All types.....	1,114	2,743,978	116	108,056	1,961	5,064,419	842	2,816,612	279	219,610
15 General.....	71	64,436	34	14,179	59	68,815	22	26,272	60	30,598
16 Cash-grain.....	927	2,496,617	11	8,283	5	4,140	5	8,634	40	35,092
17 Cotton.....					1,635	4,465,710	675	2,440,407		
18 Crop-specialty.....	57	136,320	41	76,812	53	116,609	50	154,148	57	67,704
19 Fruit.....			5	3,516	22	149,873	25	114,056	22	25,681
20 Truck.....					48	166,440	4	9,198	9	16,391
21 Dairy.....	19	7,758			37	54,687	0	4,235	1	450
22 Animal-specialty.....	9	10,375			3	3,616	3	3,890	6	1,125
23 Stock-ranch.....	7	11,790	15	3,670			22	20,023	47	32,983
24 Poultry.....	5	1,472	2	765	17	5,200	7	12,528	2	278
25 Self-sufficing.....	6	770	7	456	27	5,466	4	498	21	3,018
26 Abnormal.....	13	14,440	1	375	55	23,867	10	4,723	8	1,280
Livestock, sold or traded:										
27 All types.....	760	541,719	237	722,534	310	297,643	304	657,616	279	1,134,247
28 General.....	68	25,431	40	14,200	31	19,632	22	9,011	29	7,473
29 Cash-grain.....	571	183,241	1	60			1	170	4	1,025
30 Cotton.....					173	74,989	77	24,558		
31 Crop-specialty.....	27	9,352	23	6,667	3	620	21	5,927	11	1,692
32 Fruit.....			2	65	7	10,922	16	18,130	10	2,030
33 Truck.....					2	156	1	90	3	350
34 Dairy.....	31	11,600	7	1,858	42	22,687	8	5,360	5	9,035
35 Animal-specialty.....	9	22,085			6	29,868	3	5,650	9	15,295
36 Stock-ranch.....	15	184,034	146	696,302	27	122,672	135	579,574	187	1,091,603
37 Poultry.....	3	435	4	730	4	1,273	2	220	3	407
38 Self-sufficing.....	7	306	4	430	6	329	3	254	6	415
39 Abnormal.....	10	105,235	10	2,222	0	14,495	15	8,672	12	4,917
Livestock products, sold or traded:										
40 All types.....	922	375,790	202	154,240	631	539,489	450	330,049	204	289,739
41 General.....	78	40,469	42	18,133	49	29,522	28	25,929	37	7,941
42 Cash-grain.....	703	247,335	7	606	1	60	1	160	0	720
43 Cotton.....					426	128,003	192	45,456		
44 Crop-specialty.....	43	13,707	33	9,697	15	1,856	30	11,552	8	651
45 Fruit.....			4	487	14	8,433	23	11,074	6	570
46 Truck.....					12	4,035	1	150	1	42
47 Dairy.....	46	59,750	11	17,214	54	289,863	15	32,640	13	175,572
48 Animal-specialty.....	9	3,021			2	11,386	3	531	8	8,184
49 Stock-ranch.....	0	3,354	84	102,498	5	2,575	121	164,862	98	73,129
50 Poultry.....	8	5,233	6	3,888	27	49,544	12	34,207	8	23,407
51 Self-sufficing.....	12	899	8	698	13	1,345	6	981	0	551
52 Abnormal.....	14	2,022	7	1,019	13	12,867	18	1,817	10	972
Forest products sold:										
53 All types.....			1	27	27	3,949	3	408	40	6,192
54 General.....					5	730			8	650
55 Cash-grain.....										
56 Cotton.....					14	2,466	3	408		
57 Crop-specialty.....					2	290			1	276
58 Fruit.....									3	415
59 Truck.....					1	225				
60 Dairy.....					4	222			2	75
61 Animal-specialty.....									1	180
62 Stock-ranch.....									20	4,211
63 Poultry.....			1	27						
64 Self-sufficing.....										
65 Abnormal.....					1	10			5	385
Farm products used by operator's family:										
66 All types.....	1,034	237,470	232	54,702	1,659	395,237	709	196,113	418	123,076
67 General.....	78	19,304	43	11,351	60	21,765	30	10,679	67	17,998
68 Cash-grain.....	785	183,547	11	2,070	4	659	2	680	30	6,985
69 Cotton.....					1,318	311,027	418	110,787		
70 Crop-specialty.....	46	9,631	41	10,210	32	6,689	43	14,764	37	7,620
71 Fruit.....			5	1,036	20	6,638	25	9,400	19	4,315
72 Truck.....					34	6,781	3	760	7	1,830
73 Dairy.....	43	10,216	11	2,920	61	15,328	15	4,781	12	4,696
74 Animal-specialty.....	9	2,103			6	1,274	3	700	9	2,775
75 Stock-ranch.....	13	3,237	92	20,337	12	2,575	123	33,914	178	68,012
76 Poultry.....	7	1,450	6	1,558	26	6,076	12	3,314	7	1,380
77 Self-sufficing.....	21	3,627	12	2,548	37	11,488	9	2,058	27	6,990
78 Abnormal.....	22	4,355	11	2,672	39	4,937	26	4,276	25	6,325
RECEIPTS FROM BOARDERS, LODGERS, ETC.										
79 All types.....	9	1,535	3	187	15	3,189	12	3,756	5	5,890
80 General.....	1	200	1	12	2	620	1	350		
81 Cash-grain.....	5	347							1	120
82 Cotton.....					8	1,312	3	765		
83 Crop-specialty.....										
84 Fruit.....									1	400
85 Truck.....										
86 Dairy.....	1	108			3	567				
87 Animal-specialty.....										
88 Stock-ranch.....	1	200	1	100			5	1,620	3	5,370
89 Poultry.....			1	75	1	300	2	976		
90 Self-sufficing.....	1	180								
91 Abnormal.....					1	360	1	45		

COUNTY TABLE III.—VALUE OF FARM PRODUCTS SOLD, TRADED, OR USED BY OPERATOR'S
 [See note, p. 237, beginning

CLASS OF PRODUCT AND TYPE OF FARM (See definitions in Introduction)	OTERO		QUAY		RIO ARRIBA		ROOSEVELT		SANDOVAL	
	Farms report- ing	Value	Farms report- ing	Value	Farms report- ing	Value	Farms report- ing	Value	Farms report- ing	Value
	Number	Dollars	Number	Dollars	Number	Dollars	Number	Dollars	Number	Dollars
All products (sold, traded, or used by operator's family):										
All types.....	508	1,079,094	1,037	3,706,742	2,398	1,691,140	1,370	2,984,742	1,266	808,640
General.....	72	85,722	206	843,632	267	180,172	351	598,551	165	83,690
Cash-grain.....	14	15,679	313	1,848,782	15	7,811	228	396,871	345	115,528
Cotton.....	12	44,040	17	27,839			126	182,181		
Crop-specialty.....	28	45,200	122	283,918	185	125,930	247	552,710	118	80,698
Fruit.....	45	225,050			22	15,014			33	27,747
Truck.....	8	21,995			187	81,603	20	36,183	11	15,973
Dairy.....	13	30,315	26	70,518	6	18,048	120	192,981	7	5,775
Animal-specialty.....	6	12,229	45	90,765	132	275,490	62	165,441	36	51,305
Stock-ranch.....	221	344,227	211	1,022,344	314	640,981	128	705,069	119	264,914
Poultry.....	3	5,957	13	14,232	3	3,303	23	28,171		
Self-sufficing.....	37	11,932	41	15,181	794	200,779	20	5,907	285	67,712
Abnormal.....	60	232,648	43	17,521	471	142,009	36	20,677	147	81,298
Crops (incl. plants, flowers, etc.), sold or traded:										
All types.....	310	368,287	807	1,580,602	1,709	367,243	1,177	1,269,767	1,025	320,585
General.....	61	28,835	156	140,410	253	69,348	335	274,682	151	99,891
Cash-grain.....	14	11,624	313	1,145,038	15	5,469	228	285,681	339	85,474
Cotton.....	12	30,648	17	20,408			126	138,697		
Crop-specialty.....	28	68,283	122	170,433	185	86,345	247	468,091	118	73,367
Fruit.....	45	203,533			20	11,268			30	21,832
Truck.....	8	17,911			187	53,986	20	31,492	11	18,008
Dairy.....	6	4,545	12	2,818	5	1,275	78	30,136	3	620
Animal-specialty.....	6	1,722	20	12,008	72	15,380	50	22,316	19	5,206
Stock-ranch.....	72	13,487	61	31,780	96	33,939	51	18,074	57	12,289
Poultry.....	2	1,615	0	1,007	2	403	14	5,724		
Self-sufficing.....	21	2,101	17	1,128	551	41,181	8	468	222	19,696
Abnormal.....	30	6,900	22	3,082	828	43,559	20	4,406	75	48,180
Livestock, sold or traded:										
All types.....	307	495,627	778	1,737,652	1,064	642,369	892	950,343	382	223,671
General.....	52	18,129	181	76,650	184	25,974	203	96,756	83	13,679
Cash-grain.....	2	150	185	78,125	5	338	113	37,979	45	3,174
Cotton.....	3	174	11	1,670			59	11,020		
Crop-specialty.....	5	174	73	19,589	67	7,704	98	20,864	23	3,974
Fruit.....	6	1,010			2	190			5	370
Truck.....	2	465			20	3,550	4	515	1	150
Dairy.....	3	185	25	11,077	4	761	101	30,351	5	470
Animal-specialty.....	6	7,089	45	50,433	131	182,264	62	113,153	34	28,556
Stock-ranch.....	200	200,800	207	1,488,564	277	390,181	121	621,895	109	165,265
Poultry.....	8	691	6	508	13	1,487	10	644	45	3,283
Self-sufficing.....	18	200,177	20	3,168	149	17,336	18	9,689	32	4,759
Livestock products, sold or traded:										
All types.....	357	161,812	830	290,363	1,104	288,852	1,180	499,953	379	117,242
General.....	59	14,308	200	70,137	176	25,178	345	174,221	70	8,974
Cash-grain.....	6	1,227	238	60,010	7	208	170	50,283	45	1,268
Cotton.....	9	2,036	11	2,236			83	21,550		
Crop-specialty.....	15	2,414	86	18,744	68	0,040	163	44,780	20	2,109
Fruit.....	25	8,185			6	1,390			10	930
Truck.....	5	362			50	2,489	10	2,126	4	300
Dairy.....	13	21,123	26	54,350	6	14,886	120	110,949	7	3,355
Animal-specialty.....	4	972	42	16,691	104	50,095	59	22,388	32	12,370
Stock-ranch.....	174	97,168	154	51,065	277	172,185	105	50,746	101	73,642
Poultry.....	3	6,364	13	8,956	3	2,410	23	18,473		
Self-sufficing.....	16	781	29	2,613	245	0,630	17	1,215	42	1,188
Abnormal.....	30	0,892	31	3,761	162	7,781	22	3,222	48	13,097
Forest products sold:										
All types.....	16	14,017	1	26	41	4,513			46	6,977
General.....	5	2,438			12	948			6	854
Cash-grain.....									1	6
Cotton.....	2	2,450			4	202			3	98
Crop-specialty.....	1	80								
Fruit.....	2	392			1	60			1	60
Truck.....	2	240							1	180
Dairy.....	2				3	1,890			4	430
Animal-specialty.....					5	500			15	1,208
Stock-ranch.....	2	64	1	25						
Poultry.....					11	615			5	255
Self-sufficing.....	2	8,353			5	298			10	3,886
Farm products used by operator's family:										
All types.....	376	99,371	959	237,900	2,248	388,163	-1,239	164,679	1,177	140,166
General.....	70	22,012	205	56,435	266	58,724	350	62,892	162	25,301
Cash-grain.....	12	2,648	208	63,789	14	1,736	190	22,923	334	25,006
Cotton.....	11	2,782	18	3,525			101	10,914		
Crop-specialty.....	24	6,323	104	25,152	161	25,630	207	28,985	100	10,150
Fruit.....	39	12,842			20	2,166			33	4,565
Truck.....	8	2,875			189	10,518	14	2,050	11	1,546
Dairy.....	12	4,222	28	8,273	6	1,626	118	15,545	7	1,150
Animal-specialty.....	6	2,449	45	11,033	131	25,861	61	7,584	34	4,083
Stock-ranch.....	122	26,718	107	50,010	257	44,176	115	14,354	99	12,510
Poultry.....	3	975	13	2,741	8	400	23	2,487		
Self-sufficing.....	30	8,260	41	0,432	794	138,282	29	3,580	285	43,237
Abnormal.....	30	7,226	43	7,510	410	73,035	31	3,360	112	11,367
RECEIPTS FROM BOARDERS, LODGERS, ETC.										
All types.....	7	1,462	6	945	22	29,590	4	307	8	23,591
General.....	1	50	2	400	2	948	2	187	1	395
Cash-grain.....			1	125						
Cotton.....	1	270					1	40		
Crop-specialty.....			1	60	4	1,940			1	100
Fruit.....										
Truck.....					2	215			1	250
Dairy.....					1	50				
Animal-specialty.....					2	1,000				
Stock-ranch.....	2	182	1	280	2	265	1	80		
Poultry.....										
Self-sufficing.....	1	210	1	50	5	332				
Abnormal.....	2	760			4	24,840			5	22,840

AGRICULTURE—NEW MEXICO

FAMILY; AND RECEIPTS FROM BOARDERS, ETC.; 1929, BY TYPE OF FARM—Continued of this table)

SAN JUAN		SAN MIGUEL		SANTA FE		SIERRA		SOCORRO		TAOS		TORRANCE		UNION		VALENCIA	
Farms reporting	Value	Farms reporting	Value	Farms reporting	Value	Farms reporting	Value	Farms reporting	Value	Farms reporting	Value	Farms reporting	Value	Farms reporting	Value	Farms reporting	Value
Number	Dollars	Number	Dollars	Number	Dollars	Number	Dollars	Number	Dollars	Number	Dollars	Number	Dollars	Number	Dollars	Number	Dollars
1,372	1,855,830	1,568	1,980,485	661	814,335	398	701,689	797	1,293,081	1,394	1,037,179	994	2,577,841	1,236	4,204,731	1,238	1,189,004
171	207,415	193	152,132	71	56,768	49	60,381	52	16,645	147	113,984	274	592,255	170	124,312	170	124,312
53	81,600	40	21,136			16	8,618	56	17,375	21	10,908	17	25,486	185	411,782	135	73,813
87	148,710	374	321,970	82	89,020	14	18,302	162	144,940	238	287,871	821	1,006,609	306	728,336	167	125,211
90	226,032	7	7,247	12	12,406	3	6,599	8	9,931	8	10,923					17	25,838
14	14,299	27	12,966	74	35,392	4	5,902	3	808	6	2,324					68	34,234
15	50,717	29	101,011	11	89,255	9	18,785	7	23,430	8	20,638	13	28,825	50	83,824	5	10,743
62	200,748	29	52,155	14	10,113	9	6,474	5	3,143	35	69,532	4	4,054	90	245,574	30	44,253
617	805,718	178	990,144	40	215,153	116	463,046	241	1,021,900	142	280,108	88	503,019	271	1,053,701	235	642,055
25	37,998	10	8,450							5	6,851			10	14,176	3	8,318
64	25,022	299	74,670	246	69,765	104	49,542	173	30,113	612	136,963	12	3,124	28	9,249	184	34,377
173	57,481	382	118,598	92	20,573	48	15,557	90	24,796	242	96,877	39	10,065	22	165,745	210	59,850
748	526,118	1,192	414,909	478	152,590	250	116,615	374	176,809	1,047	357,434	891	1,791,834	995	1,303,898	933	349,554
162	75,698	172	61,477	66	22,817	48	28,604	34	8,032	140	48,625	16	7,903	249	211,606	175	70,485
58	62,395	40	15,132			16	5,263	47	13,880	21	7,868			185	299,506	135	54,201
87	118,590	373	247,033	82	60,579	14	12,743	161	129,723	237	214,874	820	1,750,254	306	573,908	166	102,203
96	184,105	7	6,000	10	8,113	3	4,054	8	8,232	6	8,723					17	22,731
14	8,099	27	8,410	74	21,694	4	5,333	3	708	8	2,012					68	25,875
8	3,998	16	7,450	3	2,335	3	1,025	3	468	2	367	10	7,557	21	7,920	4	1,143
42	23,448	24	8,861	11	1,958	5	8,652	3	208	25	8,359	4	1,440	78	47,547	22	8,794
160	25,811	77	19,278	24	7,053	24	8,819	22	0,021	74	14,618	17	8,955	134	160,442	57	12,381
15	5,164	5	1,187							3	650			6	1,417	2	2,830
46	4,308	186	11,409	162	13,492	84	11,100	72	5,249	340	31,939	4	445	12	1,137	111	0,750
68	9,562	235	28,616	67	8,549	23	3,183	31	7,288	185	19,609	20	0,280	4	415	176	33,100
899	643,552	709	1,013,414	262	164,196	250	328,925	308	784,863	537	235,737	281	390,520	958	2,183,047	468	468,109
132	33,554	139	20,975	48	6,806	36	10,102	20	2,718	95	17,101	15	4,750	246	107,562	84	12,070
21	3,000	14	1,734			6	2,182	2	110	6	419			102	36,873	34	4,130
33	6,485	128	22,037	30	4,491	12	1,122	8	1,125	101	12,191	161	39,954	188	43,237	36	3,000
38	8,908	40	936	3	1,745	2	950	2	165							2	325
6	7,992	19	11,254	22	9,105	7	4,316	1	780	7	1,811	7	1,683	34	12,653	14	1,180
13	7,308	7	30,717	9	9,422	8	2,727	5	1,730	35	33,963	3	1,973	90	148,535	2	400
51	137,065	29	885,162	43	123,109	103	350,239	226	707,359	132	136,663	80	339,312	202	1,581,023	30	21,404
608	431,831	173	290							2	185					213	420,208
14	2,122	3	1,464	60	4,268	48	5,128	18	1,830	115	7,865	4	247	12	800	1	100
17	1,464	86	10,328	23	4,100	21	2,822	26	9,040	44	26,639	11	2,595	14	100,819	22	1,103
66	10,924	110	24,031													30	4,119
1,175	408,675	521	181,878	295	167,751	173	87,158	213	240,153	644	178,343	445	242,420	971	436,738	573	232,862
160	52,394	104	23,988	51	9,744	24	5,923	13	1,105	101	14,566	15	8,150	253	111,135	104	11,215
32	6,203	14	563			14	3,117	10	180	4	133			123	37,702	45	2,082
49	6,430	74	6,283	40	6,860	8	742	25	1,878	140	19,886	313	73,610	215	50,136	50	3,524
57	15,821	4	212	7	1,477	15	15	4	99	3	125					4	158
10	2,028	1	26	39	1,192	1	27			1	112					22	476
15	35,668	29	76,292	11	76,247	9	11,033	7	20,630	8	18,950	13	17,690	50	52,961	5	14,346
46	27,734	24	7,382	6	3,365	4	513	1	175	20	13,242	2	6	79	28,022	22	0,418
605	222,351	98	53,913	41	65,123	71	62,886	97	213,673	141	95,396	78	140,279	208	145,612	202	181,791
25	25,881	10	5,753							5	5,016			10	9,309	3	4,963
35	2,743	82	1,714	73	3,329	25	895	33	1,047	148	4,689	8	407	12	910	65	2,238
141	9,332	81	4,155	27	2,029	14	1,712	23	1,366	64	3,288	16	2,212	11	921	45	2,652
193	16,579	343	37,562	9	1,233	13	819	5	764	59	13,642	46	6,125	5	1,623	11	1,603
5	505	73	7,469	4	905	1	12	1	140	7	1,445	2	1,080			2	105
2	480	1	45														
		80	4,764	1	138	2	160			39	8,100	35	2,991				
5	1,146																
		3	133														
		2	109														
		9	1,358														
173	13,946	33	2,819	2	120	5	187	1	400	3	884	1	357				
		1	60														
1	12	41	1,806	2	70	2	16	1	50			2	120				
7	490	94	18,999	3	444	3				10	2,023	6	1,577	1	200	4	60
1,260	282,906	1,468	212,724	623	128,565	363	108,072	614	90,492	1,313	253,123	927	148,942	1,155	279,425	1,099	136,877
169	45,264	192	32,223	70	16,426	48	15,680	31	4,650	145	32,347	17	3,500	270	71,952	172	24,436
50	8,923	35	3,612			15	2,780	27	3,205	17	2,488			163	37,677	122	13,400
74	17,205	328	41,873	73	11,852	13	3,995	127	15,214	218	32,530	777	120,800	281	61,055	154	10,415
79	15,962	7	995	11	2,726	4	1,580	6	1,435	8	2,075					17	2,924
12	2,380	27	3,461	74	10,761	2	500	1	100	6	700					58	0,764
15	3,743	29	5,900	11	2,568	9	2,411	6	1,388	8	1,890	13	1,889	45	10,100	5	354
51	12,601	25	3,837	13	4,368	9	2,582	4	1,020	35	8,968	8	935	89	21,409	30	4,937
560	108,779	157	29,032	43	14,748	97	31,865	178	34,447	132	32,647	67	14,116	250	64,814	143	26,237
24	4,831	10	1,196							4	1,000			10	2,566	3	425
64	10,435	299	47,798	246	50,221	104	32,433										

	TYPE OF FARM, BY CLASS OF ANIMALS (See definitions in Introduction)	THE STATE		BERNALILLO		CATRON		CHAVES		COLFAX		
		Farms reporting	Animals or quantity	Farms reporting	Animals or quantity	Farms reporting	Animals or quantity	Farms reporting	Animals or quantity	Farms reporting	Animals or quantity	
1	General farms:											
2	Horses and mules, excluding colts..... number..	3, 015	13, 677	146	364	25	157	42	208	96	620	
3	Cows and heifers kept mainly for milk..... number..	2, 002	10, 330	60	134	19	59	40	250	93	677	
4	beef..... number..	948	11, 379	18	121	8	210	6	105	20	465	
5	Other cattle, including calves..... number..	2, 325	25, 487	46	219	24	429	41	419	93	1, 024	
6	Sows and gilts..... number..	605	1, 209	3	4	10	13	8	25	30	74	
7	Other hogs, excl. pigs under 3 mos. old..... number..	1, 438	5, 856	56	100	14	53	18	44	43	302	
8	Cash-grain farms:											
9	Horses and mules, excluding colts..... number..	2, 468	13, 227	33	123			2	6	58	387	
10	Cows and heifers kept mainly for milk..... number..	1, 789	8, 176	5	8			1	2	48	211	
11	beef..... number..	438	5, 069	3	4					12	120	
12	Other cattle, including calves..... number..	1, 799	17, 918	4	17			1	9	47	477	
13	Sows and gilts..... number..	493	1, 012							17	49	
14	Other hogs, excl. pigs under 3 mos. old..... number..	1, 121	5, 125	11	22			2	13	29	168	
15	Cotton farms:											
16	Horses and mules, excluding colts..... number..	2, 412	11, 091					298	1, 895			
17	Cows and heifers kept mainly for milk..... number..	1, 783	3, 729					270	839			
18	beef..... number..	58	857					15	281			
19	Other cattle, including calves..... number..	921	4, 400					201	1, 268			
20	Sows and gilts..... number..	141	317					31	61			
21	Other hogs, excl. pigs under 3 mos. old..... number..	680	1, 750					70	316			
22	Crop-specialty farms:											
23	Horses and mules, excluding colts..... number..	3, 795	17, 464	364	1, 038	8	34	44	266	180	1, 057	
24	Cows and heifers kept mainly for milk..... number..	2, 150	7, 504	103	215	1	5	44	145	152	697	
25	beef..... number..	652	9, 382	48	583	5	67	3	32	23	257	
26	Other cattle, including calves..... number..	2, 254	17, 645	95	574	6	69	36	235	130	1, 646	
27	Sows and gilts..... number..	463	956	11	18	1	1	4	7	56	122	
28	Other hogs, excl. pigs under 3 mos. old..... number..	1, 254	4, 748	46	91	3	9	8	71	58	221	
29	Fruit farms:											
30	Horses and mules, excluding colts..... number..	310	1, 155	30	64	3	12	31	97	5	10	
31	Cows and heifers kept mainly for milk..... number..	290	483	8	11	4	6	26	53	4	7	
32	beef..... number..	35	282	3	4	1	2	2	32			
33	Other cattle, including calves..... number..	154	880	5	8	2	8	16	207	1	7	
34	Sows and gilts..... number..	28	78	1	1			2	20	1	9	
35	Other hogs, excl. pigs under 3 mos. old..... number..	82	440	8	46	1	2	6	63	1	55	
36	Truck farms:											
37	Horses and mules, excluding colts..... number..	578	1, 264	161	319			19	29			
38	Cows and heifers kept mainly for milk..... number..	236	403	46	59			15	19			
39	beef..... number..	65	284	1	1							
40	Other cattle, including calves..... number..	177	508	16	34			7	7			
41	Sows and gilts..... number..	40	79	5	6							
42	Other hogs, excl. pigs under 3 mos. old..... number..	248	517	53	92							
43	Dairy farms:											
44	Horses and mules, excluding colts..... number..	530	2, 802	36	143			29	110	25	166	
45	Cows and heifers kept mainly for milk..... number..	607	9, 029	48	1, 163			34	704	30	541	
46	beef..... number..	62	648	1	2			1	4	5	31	
47	Other cattle, including calves..... number..	593	12, 093	47	1, 192			32	730	30	777	
48	Sows and gilts..... number..	122	274	3	4			10	18	9	20	
49	Other hogs, excl. pigs under 3 mos. old..... number..	224	1, 266	6	16			12	59	17	77	
50	Animal-specialty farms:											
51	Horses and mules, excluding colts..... number..	704	4, 587	10	47	6	26	11	70	34	233	
52	Cows and heifers kept mainly for milk..... number..	413	2, 107	3	5	3	19	9	55	27	241	
53	beef..... number..	440	11, 460	4	126	2	15	4	106	10	479	
54	Other cattle, including calves..... number..	673	16, 288	6	218	6	99	11	254	32	1, 585	
55	Sows and gilts..... number..	190	729	1	90	1	2	3	8	8	55	
56	Other hogs, excl. pigs under 3 mos. old..... number..	384	3, 657	4	507	4	14	4	47	17	255	
57	Stock ranches:											
58	Horses and mules, excluding colts..... number..	5, 109	50, 781	12	64	158	1, 044	175	2, 645	150	1, 040	
59	Cows and heifers kept mainly for milk..... number..	1, 541	6, 850	3	60	3	237	92	314	91	519	
60	beef..... number..	3, 320	300, 785	3	148	114	10, 424	147	31, 828	86	23, 805	
61	Other cattle, including calves..... number..	3, 727	427, 111	3	200	148	12, 348	175	35, 888	124	28, 120	
62	Sows and gilts..... number..	356	1, 047			16	52	10	44	18	50	
63	Other hogs, excl. pigs under 3 mos. old..... number..	1, 028	6, 028	1	1	49	263	23	320	32	869	
64	Poultry farms:											
65	Horses and mules, excluding colts..... number..	154	521	15	23			10	36	9	34	
66	Cows and heifers kept mainly for milk..... number..	150	545	12	21			14	39	8	26	
67	beef..... number..	21	135					1	8	1	1	
68	Other cattle, including calves..... number..	136	825	9	18			10	76	6	26	
69	Sows and gilts..... number..	17	44					3	3	3	16	
70	Other hogs, excl. pigs under 3 mos. old..... number..	39	140	4	11			3	22	3	24	
71	Self-sufficing farms:											
72	Horses and mules, excluding colts..... number..	3, 287	9, 508	52	103	84	307	24	84	32	101	
73	Cows and heifers kept mainly for milk..... number..	1, 201	2, 497	23	35	47	96	25	65	17	46	
74	beef..... number..	930	5, 133	2	3	23	149	3	10	12	91	
75	Other cattle, including calves..... number..	1, 465	6, 244	17	40	56	277	18	110	26	181	
76	Sows and gilts..... number..	254	389			9	14	2	2	2	4	
77	Other hogs, excl. pigs under 3 mos. old..... number..	1, 217	2, 409	13	20	37	105	4	5	12	29	
78	Abnormal and unclassified farms:											
79	Horses and mules, excluding colts..... number..	4, 061	15, 518	212	444	82	279	45	157	85	409	
80	Cows and heifers kept mainly for milk..... number..	1, 883	5, 738	65	136	40	102	35	107	55	187	
81	beef..... number..	950	13, 633	14	89	13	116	2	4	17	151	
82	Other cattle, including calves..... number..	1, 947	21, 504	47	239	37	203	24	106	50	1, 094	
83	Sows and gilts..... number..	314	675	9	17	2	2	1	1	16	31	
84	Other hogs, excl. pigs under 3 mos. old..... number..	1, 118	4, 007	43	111	24	79	7	13	22	600	
85	SPECIFIED ITEMS, BY TWO TYPES OF FARMS											
86	Steers, 2 years old and over..... (Ranches..... number..		44, 308		80		2, 220		4, 922		5, 872	
87	All other..... number..		7, 932		223		70		285		473	
88	Sheep, excluding lambs..... (Ranches..... number..	3, 029	1, 814, 225	13	6, 296	53	78, 514	49	91, 028	93	60, 879	
89	All other..... number..	2, 163	244, 910	42	8, 486	8	3, 523	36	6, 039	80	8, 284	
90	Dairy..... number..	687	9, 715	52	1, 343			34	727	31	601	
91	All other..... number..	15, 187	52, 795	324	815	240	726	649	2, 064	499	2, 557	
92	Of beef or dual-purpose breeding..... number..	100	876	6	59			3	25	9	102	
93	All other..... number..	4, 824	16, 218	35	161	149	406	188	411	168	938	
94	Milk produced..... (Dairy..... No. and gals.....	637	5, 860, 447	52	898, 540	31	406	34	385, 111	31	308, 577	
95	All other..... No. and gals.....	15, 187	18, 630, 474	324	213, 032	249	160, 429	649	894, 640	499	973, 743	
96	Production, per cow..... gallons.....		603		669				530		513	
97	All other..... gallons.....		353		261		221		433		381	
98	Whole milk sold..... (Dairy..... gallons.....		3, 513, 010		837, 441				279, 695		148, 703	
99	All other..... gallons.....		1, 262, 986		76, 129		10, 824		61, 684		28, 535	
100	Dairy..... pounds.....		444, 631		1, 340				14, 992		31, 725	
101	All other..... pounds.....		2, 573, 970		1, 328		3, 221		93, 971		184, 052	
102	Chickens over 3 months old on farms, Apr. 1, 1930..... (Poultry..... number..	20, 233	66, 073	23	6, 936			17	4, 883	12	8, 195	
103	All other..... number..	20, 915	895, 401	569	21, 690	341	7, 800	723	34, 604	651	34, 363	
104	Chicken eggs produced..... (Poultry..... dozens.....		614, 336		58, 790				46, 553		24, 396	
105	All other..... dozens.....		6, 176, 298		122, 710		54, 884		235, 275		233, 924	
106	Production, per chicken on hand..... dozens.....		9.3		8.5				9.5		7.6	
107	All other..... dozens.....		6.9		5.7		7.0		6.8		6.8	

AGRICULTURE—NEW MEXICO

LIVESTOCK PRODUCTS, 1929, BY TYPE OF FARM
bottom of p. 8]

CURRY		DE BACA		DONA ANA		EDDY		GRANT		GUADALUPE		HARDING		HIDALGO	
Farms reporting	Animals or quantity	Farms reporting	Animals or quantity	Farms reporting	Animals or quantity	Farms reporting	Animals or quantity	Farms reporting	Animals or quantity	Farms reporting	Animals or quantity	Farms reporting	Animals or quantity	Farms reporting	Animals or quantity
66	450	40	270	46	168	22	126	57	225	40	140	46	268	24	88
75	501	38	232	42	126	26	145	21	71	18	40	30	193	21	82
6	88	12	216			8	101	23	142	16	129	12	212	4	48
72	805	40	711	33	184	27	341	37	277	28	178	42	481	23	125
15	30	16	31	2	5	4	16	12	18	3	6	10	17	4	19
35	176	17	117	13	34	8	16	23	50	17	33	28	145	8	42
752	4,949	0	35	5	13	3	12	27	101	22	104	172	1,200		7
766	3,057	4	7	1	16	2	5	7	13	14	41	125	696		8
82	1,055							9	68	5	63	61	792		9
744	5,933	3	7	1	12	1	2	11	42	14	142	167	2,390		10
207	410							2	3	1	1	36	78		11
369	2,183	1	4			1	1	9	23	7	15	78	219		12
				1,383	5,302	538	2,833							10	33
				989	1,485	341	660							10	19
				6	43	24	429								
				361	863	100	1,385								
				34	135	32	50							10	50
				436	500	84	303							1	17
														3	20
50	295	30	158	30	150	45	230	39	152	63	203	69	499	26	110
52	245	37	117	23	45	39	145	13	25	32	62	46	233	22	62
6	60	2	19	2	15	2	57	10	64	18	312	22	190	4	24
49	483	34	177	16	61	32	393	16	138	41	326	53	572	23	170
7	9	10	17	1	1	6	15	1	2	3	9	12	30	5	23
30	125	13	48	9	15	5	18	7	26	10	47	33	155	6	39
		3	5	14	44	22	207	18	63						25
		4	8	10	23	19	75	6	12						26
		3		7	11	1	24	4	84						27
		1	2	1	1	9	17	2	24						28
				6	10	4	37	6	2						29
									78						30
				38	113	3	9	0	20	5	18				31
				14	23	2	7	3	12	3	7				32
				10	18	2	5	4	14	4	20				33
				2	2										34
				13	33			1	2	2	4				35
34	161	11	108	44	164	9	61	11	35	4	14	8	61	7	21
41	385	11	161	53	926	15	182	13	475	4	42	8	85	6	80
2	17	1	8	1	4	1	1	2	100	1	15	1	14	2	4
41	470	11	190	43	703	13	228	13	903	4	61	9	153	7	109
6	23	2	3	1	19	5	20	4	1	1	3	2	3		41
20	137	4	10	7	20	3	47	4	17	1	3	6	17	1	3
0	77			5	20	3	66	10	53	27	105	28	201	4	33
7	51			4	40	1	1	7	29	10	17	15	85	3	11
0	231			2	94	2	66	7	356	17	393	16	460	2	139
0	305			3	55	3	66	10	311	24	375	28	531	4	125
2	9			2	29	2	4	4	52	1	1	13	28	4	24
5	70			3	241	2	2	5	48	9	17	13	209	3	66
15	208	162	2,283	22	305	144	2,196	197	3,043	137	1,002	96	1,282	121	1,151
8	41	56	312	5	8	60	187	60	196	32	77	20	114	24	141
12	2,224	117	11,650	22	5,473	85	14,844	174	54,214	81	6,155	80	11,969	97	11,880
16	1,933	142	10,225	24	5,267	118	14,004	191	41,787	113	7,964	97	10,872	112	11,794
2	11	9	15	1	6	8	26	15	76	2	2	14	64	4	16
5	70	27	70	1	2	11	18	41	345	32	69	43	417	32	183
0	24	4	12	9	17	7	14	6	12					5	10
0	23	6	27	12	20	7	14	2	4					4	11
1	3	2	2					4	34					2	27
5	37	5	55	10	28	3	4	6	48					7	57
3	0	1	2											2	58
16	75	9	65	27	86	9	43	25	94	61	227	18	67	19	61
17	47	7	17	21	34	8	30	12	24	20	71	7	20	14	23
2	7	1	2	1	1	2	7	8	62	14	96	9	45	10	63
16	62	6	23	13	27	5	21	11	65	37	190	13	50	10	65
2	3	1	1					3	3	1	2				66
6	42	4	14	10	17	1	2	11	37	25	41	5	7	5	25
49	453	21	396	64	177	44	182	67	252	104	323	107	585	47	210
69	228	19	35	39	91	27	114	32	95	39	79	43	140	22	53
9	124	9	180	2	185	8	407	20	215	38	267	42	980	20	307
54	707	17	147	21	267	25	143	40	338	58	318	72	496	37	462
10	27	2	2	3	6	2	2	3	5	3	4	4	13	3	71
24	228	1	1	14	34	4	4	13	69	20	30	33	140	10	24
	200		1,499		78		1,560		2,021		923		417		736
	385		14		25		230		194		97		210		37
4	2,266	44	57,362	3	1,715	85	76,245	20	6,919	98	78,046	31	18,278	35	9,861
18	904	9	636	49	4,454	65	8,030	7	477	43	5,496	38	3,762	5	431
40	408	11	137	54	1,002	15	164	13	541	4	46	9	102	7	74
1,038	4,564	201	845	1,139	1,908	605	1,441	211	584	278	716	405	1,967	180	534
5	40			12	12	3	23			2	31	1	17	3	12
114	403	62	264	55	154	155	349	83	211	183	440	230	1,180	86	210
46	275,111	11	102,805	54	873,867	15	96,793	13	406,191	4	17,155	9	39,846	7	54,950
1,038	2,048,788	201	294,171	1,139	1,105,816	605	671,435	211	179,523	278	149,864	405	717,713	180	182,766
	440		750		872		590		751		873		391		743
	115,608		347		580		466		907		209		365		342
	83,534		40,541		832,227		47,216		279,929		14,155				38,688
	22,680		19,575		318,852		41,546		11,980		8,415		17,938		3,152
	387,977		6,575		4,250		4,700		4,250				11,580		4,050
	1,229		42,634		2,294		32,046		9,630		3,865		144,795		18,559
8	1,093	6	812	27	11,335	12	7,240	7	4,425					7	3,370
	106,332	254	14,510	1,588	53,519	677	26,316	367	14,530	378	9,975	500	29,085	217	7,999
	14,985		7,472		103,876		68,141		38,083						27,621
	739,858		104,069		385,731		216,634		100,516		70,038		199,061		57,030
	12.2		9.2		9.2		8.2		8.6						8.2
	7.0		7.2		7.2		8.2		6.9		7.0		6.8		7.1

	LEA		LINCOLN		LUNA		M'KINLEY		MORA		
	Farms reporting	Animals or quantity	Farms reporting	Animals or quantity	Farms reporting	Animals or quantity	Farms reporting	Animals or quantity	Farms reporting	Animals or quantity	
TYPE OF FARM, BY CLASS OF ANIMALS (See definitions in Introduction)											
1	General farms:										
2	Horses and mules, excluding colts.....	number.. 56	338	25	77	0	35	17	76	207	715
3	Cows and heifers kept mainly for milk.....	number.. 51	372	18	97	11	42	2	13	07	102
4	Other cattle, including calves.....	number.. 19	254	10	149	1	6	7	74	103	1,030
5	Sows and gilts.....	number.. 60	876	22	294	11	161	9	88	128	921
6	Other hogs, excl. pigs under 3 mos. old.....	number.. 12	32	4	10	1	3	1	2	28	60
7	Other hogs, excl. pigs under 3 mos. old.....	number.. 30	180	12	40	2	4	6	15	84	212
8	Cash-grain farms:										
9	Horses and mules, excluding colts.....	number.. 2	10	2	7			10	107	135	405
10	Cows and heifers kept mainly for milk.....	number.. 3	27	1	2			8	30	32	08
11	Other cattle, including calves.....	number.. 3	46	2	11			5	50	42	217
12	Sows and gilts.....	number.. 3	46	2	11			9	63	54	192
13	Other hogs, excl. pigs under 3 mos. old.....	number.. 1	6	1	1			6	8	17	37
14	Other hogs, excl. pigs under 3 mos. old.....	number.. 1	6	1	1			12	48	49	116
15	Cotton farms:										
16	Horses and mules, excluding colts.....	number.. 9	53			14	84				
17	Cows and heifers kept mainly for milk.....	number.. 10	59			11	28				
18	Other cattle, including calves.....	number.. 5	26								
19	Sows and gilts.....	number.. 12	107			10	25				
20	Other hogs, excl. pigs under 3 mos. old.....	number.. 5	21			3	5				
21	Other hogs, excl. pigs under 3 mos. old.....	number.. 5	21			6	11				
22	Crop-specialty farms:										
23	Horses and mules, excluding colts.....	number.. 59	252	33	172	10	42	95	362		
24	Cows and heifers kept mainly for milk.....	number.. 35	95	28	65	0	12	24	76		
25	Other cattle, including calves.....	number.. 16	231	4	159	3	30	39	318		
26	Sows and gilts.....	number.. 41	513	24	208	8	51	55	303		
27	Other hogs, excl. pigs under 3 mos. old.....	number.. 11	17	3	6	2	3	3	3		
28	Other hogs, excl. pigs under 3 mos. old.....	number.. 18	98	12	55	4	15	52	95		
29	Fruit farms:										
30	Horses and mules, excluding colts.....	number.. 4	10					5	10		
31	Cows and heifers kept mainly for milk.....	number.. 4	9					3	11		
32	Other cattle, including calves.....	number.. 1	9					1	1		
33	Sows and gilts.....	number.. 1	2					4	13		
34	Other hogs, excl. pigs under 3 mos. old.....	number.. 1	2					4	13		
35	Truck farms:										
36	Horses and mules, excluding colts.....	number.. 25	67	3	9						
37	Cows and heifers kept mainly for milk.....	number.. 12	25	1	1						
38	Other cattle, including calves.....	number.. 4	57								
39	Sows and gilts.....	number.. 10	33								
40	Other hogs, excl. pigs under 3 mos. old.....	number.. 1	1								
41	Other hogs, excl. pigs under 3 mos. old.....	number.. 7	23								
42	Dairy farms:										
43	Horses and mules, excluding colts.....	number.. 15	66	7	33	5	10	3	10	5	27
44	Cows and heifers kept mainly for milk.....	number.. 16	202	7	147	10	192	5	85	5	67
45	Other cattle, including calves.....	number.. 16	257	7	220	9	175	6	105	5	88
46	Sows and gilts.....	number.. 1	1	2	3	1	4	1	1	1	1
47	Other hogs, excl. pigs under 3 mos. old.....	number.. 8	33	4	40	1	70	3	3	8	8
48	Other hogs, excl. pigs under 3 mos. old.....	number.. 8	33	4	40	1	70	3	3	8	8
49	Animal-specialty farms:										
50	Horses and mules, excluding colts.....	number.. 11	53	22	127	4	12	27	101	63	233
51	Cows and heifers kept mainly for milk.....	number.. 6	34	13	43	5	7	1	3	19	53
52	Other cattle, including calves.....	number.. 9	196	14	450	1	22	7	66	38	407
53	Sows and gilts.....	number.. 11	125	21	361	4	114	3	19	54	626
54	Other hogs, excl. pigs under 3 mos. old.....	number.. 6	6	6	6	1	4	4	9	14	14
55	Other hogs, excl. pigs under 3 mos. old.....	number.. 1	1	8	62	3	12	31	82		
56	Stock ranches:										
57	Horses and mules, excluding colts.....	number.. 317	2,633	163	2,044	67	985	573	4,263	126	1,280
58	Cows and heifers kept mainly for milk.....	number.. 170	704	63	216	30	88	15	47	38	146
59	Other cattle, including calves.....	number.. 280	32,140	113	13,755	70	10,757	174	3,991	91	5,879
60	Sows and gilts.....	number.. 333	30,598	140	19,771	76	22,080	74	4,467	97	11,078
61	Other hogs, excl. pigs under 3 mos. old.....	number.. 22	49	6	23	1	3	5	48	9	10
62	Other hogs, excl. pigs under 3 mos. old.....	number.. 78	238	25	276	6	16	10	217	44	147
63	Poultry farms:										
64	Horses and mules, excluding colts.....	number.. 1	3	3	8	8	21				
65	Cows and heifers kept mainly for milk.....	number.. 1	8	9	32						
66	Other cattle, including calves.....	number.. 2	17	2	17						
67	Sows and gilts.....	number.. 1	3	8	49						
68	Other hogs, excl. pigs under 3 mos. old.....	number.. 1	1	2	7						
69	Self-sufficing farms:										
70	Horses and mules, excluding colts.....	number.. 42	159	37	95	9	20	154	440	217	014
71	Cows and heifers kept mainly for milk.....	number.. 32	119	27	49	7	8	9	22	74	163
72	Other cattle, including calves.....	number.. 17	59	6	31	2	7	22	80	72	390
73	Sows and gilts.....	number.. 38	247	28	162	6	22	15	44	90	410
74	Other hogs, excl. pigs under 3 mos. old.....	number.. 1	1			4	4	4	18	21	21
75	Other hogs, excl. pigs under 3 mos. old.....	number.. 13	42	11	27	3	10	31	40	95	161
76	Abnormal and unclassified farms:										
77	Horses and mules, excluding colts.....	number.. 67	327	94	412	22	90	120	570	330	855
78	Cows and heifers kept mainly for milk.....	number.. 59	225	48	221	27	59	2	9	90	230
79	Other cattle, including calves.....	number.. 20	877	23	1,018	4	217	9	41	80	456
80	Sows and gilts.....	number.. 09	1,054	49	1,456	17	349	5	34	123	567
81	Other hogs, excl. pigs under 3 mos. old.....	number.. 2	4	3	78	3	8	5	5	31	41
82	Other hogs, excl. pigs under 3 mos. old.....	number.. 14	39	14	221	5	45	9	47	97	183
83	SPECIFIED ITEMS, BY TWO TYPES OF FARMS										
84	Steers, 2 years old and over.....	number.. 99	939		1,446		1,748		921		2,270
85	All other.....	number.. 99	94		297		46		16		161
86	Sheep, excluding lambs.....	number.. 33	64,620	77	103,989	4	3,482	574	138,426	113	85,172
87	All other.....	number.. 33	2,898	23	10,231	13	1,883	218	10,495	207	16,105
88	All cows milked.....	number.. 16	139	7	99	10	182	5	73	5	35
89	Of beef or dual-purpose breed.....	number.. 491	1,946	291	983	157	370	53	173	458	1,123
90	All other.....	number.. 3	25	1	3	1	10	1	11		
91	Milk produced.....	number.. 241	730	144	459	57	118	30	111	313	723
92	Dairy..... No. and gals.....	number.. 16	87,432	7	45,540	10	111,246	5	45,890	5	14,570
93	All other..... No. and gals.....	number.. 491	498,059	291	316,281	157	131,239	53	37,153	458	232,500
94	Production, per cow.....	gallons.. 460	256		322		355		215		203
95	All other.....	gallons.. 20,158	256		322		355		215		203
96	Whole milk sold.....	gallons.. 4,474	20,158		22,985		88,180		37,900		840
97	All other.....	gallons.. 14,549	20,158		103,621		6,831		1,750		21,402
98	Cream sold as butterfat.....	pounds.. 51,603	4,474		3,988		1,300		1,300		3,623
99	All other.....	pounds.. 61,603	4,474		7,140		0,840		1,300		14,050
100	Chickens over 3 months old on farms, Apr. 1, 1930.....	number.. 511	23,531	349	11,184	174	9,737	117	2,685	954	20,081
101	All other.....	number.. 511	23,531	349	11,184	174	9,737	117	2,685	954	20,081
102	Chicken eggs produced.....	dozens.. 183,493	183,493		77,362		67,431		17,385		138,567
103	Production, per chicken on hand.....	dozens.. 6.9	6.9		6.9		6.9		6.5		6.9

COUNTY TABLE IV.—SPECIFIED LIVESTOCK, 1930, AND LIVESTOCK PRODUCTS, 1929, BY TYPE OF FARM—Con.
[See NOTE, bottom of p. 8]

	TYPE OF FARM, BY CLASS OF ANIMALS (See definitions in Introduction)	SIERRA		SOCORRO		TAOS		TORRANCE		UNION		VALENCIA	
		Farms reporting	Animals or quantity	Farms reporting	Animals or quantity	Farms reporting	Animals or quantity	Farms reporting	Animals or quantity	Farms reporting	Animals or quantity	Farms reporting	Animals or quantity
1	General farms:												
2	Horses and mules, excluding colts.....number.....	40	202	33	82	138	375	16	48	204	1,833	160	465
3	Cows and heifers kept mainly for milk.....number.....	21	98	15	20	60	134	15	56	220	1,641	86	134
4	beef.....number.....	20	220	15	166	45	144	2	6	95	2,122	28	269
5	Other cattle, including calves.....number.....	32	235	18	126	84	318	13	160	257	4,527	82	409
6	Sows and gilts.....number.....	12	15			34	89			117	240	5	13
7	Other hogs, excl. pigs under 3 mos. old.....number.....	16	40	7	10	103	202	2	6	167	1,150	58	137
8	Cash-grain farms:												
9	Horses and mules, excluding colts.....number.....	14	30	34	82	18	57			164	1,170	117	363
10	Cows and heifers kept mainly for milk.....number.....	3	3	15	28	8	11			138	725	43	65
11	beef.....number.....	8	28	2	7	3	6			40	942	10	94
12	Other cattle, including calves.....number.....	5	18	15	53	7	16			147	2,419	37	118
13	Sows and gilts.....number.....					2	2			55	127	5	15
14	Other hogs, excl. pigs under 3 mos. old.....number.....	6	16	3	5	13	35			89	694	38	96
15	Cotton farms:												
16	Horses and mules, excluding colts.....number.....	23	88										
17	Cows and heifers kept mainly for milk.....number.....	19	38										
18	beef.....number.....	1	1										
19	Other cattle, including calves.....number.....	12	23										
20	Sows and gilts.....number.....	6	8										
21	Other hogs, excl. pigs under 3 mos. old.....number.....	6	42										
22	Crop-specialty farms:												
23	Horses and mules, excluding colts.....number.....	13	50	103	302	210	592	777	4,330	280	2,017	135	418
24	Cows and heifers kept mainly for milk.....number.....	7	13	31	47	130	246	458	1,424	228	1,165	67	143
25	beef.....number.....	3	35	20	71	39	180	68	584	62	500	19	179
26	Other cattle, including calves.....number.....	9	68	27	58	139	537	440	3,094	242	2,311	58	223
27	Sows and gilts.....number.....	2	3	5	28	37	92	28	61	104	207	5	7
28	Other hogs, excl. pigs under 3 mos. old.....number.....	2	5	26	133	139	308	162	306	164	1,092	41	99
29	Fruit farms:												
30	Horses and mules, excluding colts.....number.....	3	16	5	18	5	12					12	29
31	Cows and heifers kept mainly for milk.....number.....	1	1	3	20	1	1					8	10
32	beef.....number.....	1	58	2	16							4	16
33	Other cattle, including calves.....number.....	1	61	5	43	1	1					8	42
34	Sows and gilts.....number.....	1	1	1	1							1	2
35	Other hogs, excl. pigs under 3 mos. old.....number.....	2	4			2	7					3	9
36	Truck farms:												
37	Horses and mules, excluding colts.....number.....	1	3			3	8					51	107
38	Cows and heifers kept mainly for milk.....number.....	1	2			1	2					16	21
39	beef.....number.....											4	6
40	Other cattle, including calves.....number.....					1	2					13	35
41	Sows and gilts.....number.....											2	4
42	Other hogs, excl. pigs under 3 mos. old.....number.....	1	3			1	1					12	34
43	Dairy farms:												
44	Horses and mules, excluding colts.....number.....	9	35	4	14	7	19	10	58	43	281		
45	Cows and heifers kept mainly for milk.....number.....	0	36	7	59	8	94	12	92	45	478	4	81
46	beef.....number.....	1	4			1	9	2	5	11	141		
47	Other cattle, including calves.....number.....	8	55	7	101	8	78	11	195	46	688	4	66
48	Sows and gilts.....number.....	3	11	1	3	2	12			19	32		
49	Other hogs, excl. pigs under 3 mos. old.....number.....	2	26	1	6	2	46	4	16	25	102		
50	Animal-specialty farms:												
51	Horses and mules, excluding colts.....number.....	7	23	6	15	34	138	4	45	85	767	28	110
52	Cows and heifers kept mainly for milk.....number.....	2	8			15	39			54	304	8	13
53	beef.....number.....	8	123	5	89	13	108	4	308	56	1,897	16	521
54	Other cattle, including calves.....number.....	9	86	4	30	22	139	4	141	84	2,448	18	824
55	Sows and gilts.....number.....	3	5	1	1	11	23			82	71	6	30
56	Other hogs, excl. pigs under 3 mos. old.....number.....	1	3	3	4	20	64	2	9	62	643	12	50
57	Stock ranches:												
58	Horses and mules, excluding colts.....number.....	102	1,584	104	1,258	110	326	71	658	249	2,883	196	1,839
59	Cows and heifers kept mainly for milk.....number.....	16	80	20	76	84	60	36	175	130	824	29	128
60	beef.....number.....	14	1,277	176	12,621	63	204	28	2,383	204	24,911	121	7,355
61	Other cattle, including calves.....number.....	94	13,310	182	11,632	58	226	58	4,304	252	33,413	103	4,871
62	Sows and gilts.....number.....	11	25	0	11	16	28			88	285	5	9
63	Other hogs, excl. pigs under 3 mos. old.....number.....	19	105	19	51	59	128	17	40	110	1,175	19	50
64	Poultry farms:												
65	Horses and mules, excluding colts.....number.....					4	6			9	62	3	5
66	Cows and heifers kept mainly for milk.....number.....					3	17			10	59	3	6
67	beef.....number.....					1	1						
68	Other cattle, including calves.....number.....					3	7			10	110	2	2
69	Sows and gilts.....number.....									5	9		
70	Other hogs, excl. pigs under 3 mos. old.....number.....					3	6			3	4	1	3
71	Self-sufficing farms:												
72	Horses and mules, excluding colts.....number.....	94	323	122	322	476	1,309	10	37	24	130	144	374
73	Cows and heifers kept mainly for milk.....number.....	16	29	46	72	125	245	8	17	15	39	46	66
74	beef.....number.....	48	307	29	204	155	592			7	49	27	208
75	Other cattle, including calves.....number.....	53	251	46	207	188	411	8	26	19	104	44	232
76	Sows and gilts.....number.....	24	24	5	7	77	148	1	5	5	5	5	5
77	Other hogs, excl. pigs under 3 mos. old.....number.....	35	100	14	17	283	569	3	3	10	36	18	25
78	Abnormal and unclassified farms:												
79	Horses and mules, excluding colts.....number.....	65	262	82	274	222	595	36	359	179	1,222	179	453
80	Cows and heifers kept mainly for milk.....number.....	23	76	19	29	92	186	40	95	135	647	74	119
81	beef.....number.....	26	299	34	671	77	180	5	144	57	1,706	44	398
82	Other cattle, including calves.....number.....	41	255	39	544	99	203	35	222	146	3,110	67	340
83	Sows and gilts.....number.....	7	10	2	3	46	74	4	9	39	120	5	6
84	Other hogs, excl. pigs under 3 mos. old.....number.....	13	34	13	16	131	267	13	29	83	472	18	44
85	SPECIFIED ITEMS, BY TWO TYPES OF FARMS												
86	Steers, 2 years old and over.....Ranches.....number.....		204		1,687		22		1,180		3,848		332
87	All other.....number.....		5		175		126		244		1,257		160
88	Sheep, excluding lambs.....Ranches.....number.....	16	6,499	81	117,095	139	72,149	60	65,057	60	62,189	179	132,390
89	All other.....number.....	19	3,268	28	2,082	219	19,188	54	5,983	69	8,634	76	7,609
90	All cows milked.....Dairy.....number.....	9	87	7	75	8	75	13	150	49	678	5	66
91	All other.....number.....	197	459	175	342	447	893	570	1,809	1,140	6,552	395	698
92	Of beef or dual-purpose breeding.....Dairy.....number.....	1	7					5	16	17	173		
93	All other.....number.....	126	280	99	189	134	255	90	304	523	2,020	81	151
94	Milk produced.....Dairy.....No. and gals.....	9	43,350	7	34,690	8	46,463	13	62,004	49	289,605	5	54,675
95	All other.....No. and gals.....	197	121,166	175	85,049	447	203,949	570	557,223	1,140	2,165,173	395	181,269
96	Production, per cow.....Dairy.....gallons.....		498		463		620		413		501		841
97	All other.....gallons.....		264		240		254		308		330		260
98	Whole milk sold.....Dairy.....gallons.....		28,695		29,030		29,528		27,580		66,800		49,301
99	All other.....gallons.....		10,651		2,510		0,190		41,788		13,900		22,347
100	Cream sold as butterfat.....Dairy.....pounds.....		780		300		2,144		4,594		60,005		40
101	All other.....pounds.....		1,390				3,440		59,728		475,874		4,665
102	Chickens over 3 months old on farms, Apr. 1, 1930.....Poultry.....number.....					5	1,650		10		1,961	3	565
103	All other.....number.....	324	8,413	393	9,081	869	16,735	679	27,412	1,288	84,014	688	17,425
104	Chicken eggs produced.....Poultry.....dozens.....						14,600				24,744		5,128
105	All other.....dozens.....		65,933		62,703		106,398		188,329		509,240		121,006
106	Production, per chicken on hand.....Poultry.....dozens.....		7.8		6.9		8.8		6.9		12.6		9.1
107	All other.....dozens.....						6.4				6.1		6.9

AGRICULTURE—NEW MEXICO

COUNTY TABLE V.—TYPE OF FARM, BY SIZE, 1930

[See NOTE, bottom of p. 8]

TYPE AND SIZE (See definitions in Introduction)		THE STATE	Bernalillo	Catron	Chaves	Colfax	Curry	De Baca	Dona Ana	Eddy	Grant
		Number	Number	Number	Number	Number	Number	Number	Number	Number	Number
1	General farms:										
2	Under 10 acres	305	58		13	1	1		20	7	10
3	10 to 19 acres	447	61		3		2	1	8	3	8
4	20 to 49 acres	500	31	4	11	1	2	7	18	1	14
5	50 to 99 acres	311	7	1	6	16	2	7	7	0	7
6	100 to 174 acres	417	3	12	7	15	22	5	5	7	8
7	175 to 259 acres	151		1	2	8	4		1	3	4
8	260 to 499 acres	557		1	4	27	31	6	1	1	9
9	500 to 999 acres	427		1	0	26	14	9	1	1	5
10	1,000 acres and over	190		2	5	9	2	7	1	3	2
11	Cash-grain farms:										
12	3 to 9 acres	233	14								
13	10 to 49 acres	492	18			3	1	4		3	22
14	50 to 174 acres	445	3		3	23	130	5	1	1	9
15	175 to 259 acres	160				6	77				2
16	260 to 499 acres	808				12	409	2			4
17	500 to 999 acres	572				16	246				3
18	1,000 acres and over	228				8	66				
19	Cotton farms:										
20	Under 10 acres	210			1				195	11	
21	10 to 19 acres	479			12				406	48	
22	20 to 49 acres	884			70				549	240	
23	50 to 99 acres	566			95				275	170	
24	100 to 174 acres	376			67				129	125	
25	175 to 259 acres	119			26				44	33	
26	260 to 499 acres	142			36				23	27	
27	500 acres and over	94			31				15	16	
28	Crop-specialty farms:										
29	3 to 9 acres	180	52		1	2			8		
30	10 to 19 acres	300	63		3	1		2	10	3	7
31	20 to 49 acres	671	88		9	11		20	17	7	18
32	50 to 99 acres	528	64	2	16	32		12	7	14	4
33	100 to 174 acres	716	71	3	12	41		5	6	16	14
34	175 to 259 acres	237	17		3	27			1	4	
35	260 to 499 acres	836	25	1	9	34		1	1	4	5
36	500 to 999 acres	618	4	3	4	33		11	3	2	7
37	1,000 acres and over	194	3		1	22		4	1	1	2
38	Fruit farms:										
39	Under 10 acres	89	23	1	1			1	7	1	1
40	10 to 19 acres	76	6		0			1	6	0	6
41	20 to 49 acres	102	6	1	14			3	4	2	6
42	50 to 99 acres	68	2	2	7	2			2	2	1
43	100 to 174 acres	52	2	2	3				2	10	3
44	175 to 259 acres	25	1		2	2			1	6	3
45	260 to 499 acres	14			2	1				1	2
46	500 acres and over										
47	Truck farms:										
48	Under 10 acres	339	94		11				14		2
49	10 to 19 acres	198	52		9				10		2
50	20 to 49 acres	107	20		2				13		2
51	50 to 99 acres	25	4						2	3	1
52	100 to 174 acres	28	2						8	1	
53	175 acres and over	22							1		2
54	Dairy farms:										
55	Under 10 acres	41	8		3		9		4	1	
56	10 to 19 acres	30	9		4		3		2		
57	20 to 49 acres	66	14		8		2		1	17	
58	50 to 99 acres	51	9		3		1		15		
59	100 to 174 acres	80	8		4		5		10	1	1
60	175 to 259 acres	33			2		2		1	0	2
61	260 to 499 acres	138	2		4		8		16	3	1
62	500 to 999 acres	123	2		8		9		1	4	2
63	1,000 acres and over	64					4		4	3	5
64	Animal-specialty farms:										
65	Under 20 acres	99	4	1					1		
66	20 to 99 acres	211	2	3	0				4	1	4
67	100 to 174 acres	139	3			2			1	1	4
68	175 to 259 acres	53	1		1	6				1	
69	260 to 499 acres	153	1		4	11		3			3
70	500 acres and over	184				16		6			
71	Stock ranches:										
72	Under 3 acres	650	4	4	3			1	2	11	2
73	3 to 99 acres	776	10	20	1	4			3	7	1
74	100 to 259 acres	372		34	10		2		10	11	14
75	260 to 499 acres	482	1	2	2			3	15	1	23
76	500 to 999 acres	601		20	16			1	42	18	77
77	1,000 to 4,999 acres	1,648		51	67		1		57	0	66
78	5,000 to 9,999 acres	388		0	39		4		17	2	52
79	10,000 acres and over	480		14	59		4		25	18	11
80	Poultry farms:										
81	Under 10 acres	58	12		6		2		4	2	1
82	10 to 19 acres	36	7		3		2		8	1	1
83	20 to 49 acres	39	2		3		1		1	4	1
84	50 to 99 acres	20	1		4		1			1	1
85	100 to 174 acres	26	1		1		2			1	1
86	175 to 259 acres	10			1		1				
87	260 to 499 acres	21			1		2				
88	500 acres and over	25			5						
89	Self-sufficing farms:										
90	Under 10 acres	1,228	37	3	1	1	3		12		2
91	10 to 19 acres	819	14	6	5	1		1	0		4
92	20 to 49 acres	685	4	14	2	3	3	5	10	2	6
93	50 to 99 acres	239	3	9	2	4		1	1	1	5
94	100 to 174 acres	364	4	20	4	10	8	3	2	3	8
95	175 to 259 acres	84	1	2	1	4	2			1	2
96	260 to 499 acres	219		4	8	9	4	2		2	
97	500 acres and over	211		34	8	3	1		3		
98	Abnormal farms:										
99	Under 3 acres	224	4	1		3		3	2	7	1
100	3 to 9 acres	367	138	1	7	2	5		38	1	1
101	10 to 19 acres	582	63		5	8	4		12	5	1
102	20 to 49 acres	492	27	4	8	4		2	0	6	4
103	50 to 99 acres	246	9	7	1	4	4		1	2	3
104	100 to 174 acres	346	0	3	1	7	5	2		4	8
105	175 to 259 acres	94	2	3		5	4			1	1
106	260 to 499 acres	220	2	2	4	4	5		1	4	1
107	500 to 999 acres	273		37	15	3	2		0	2	8
108	1,000 acres and over	77		6	2	4	1		5	3	2

AGRICULTURE—NEW MEXICO

COUNTY TABLE V.—TYPE OF FARM, BY SIZE, 1930—Continued

[See NOTE, bottom of p. 8]

TYPE AND SIZE (See definitions in Introduction)		Guada- lupe	Harding	Hidalgo	Lea	Lincoln	Luna	McKin- ley	Mora	Otero	Quay	Rio Arriba
		Number	Number	Number	Number	Number	Number	Number	Number	Number	Number	Number
1	General farms:											
2	Under 10 acres.....	8				2			7	3	1	40
3	10 to 19 acres.....	1		3				6	16	7		77
4	20 to 49 acres.....	13		9		6	2	3	40	6	3	72
5	50 to 99 acres.....	2	1		2	3	1		47	11	5	24
6	100 to 174 acres.....	2	8	3	2	4	3	3	35	24	15	25
7	175 to 259 acres.....	8	2		1	3		1	19	7	17	6
8	260 to 499 acres.....	2	18	1	21	2	5	3	29	12	66	2
9	500 to 999 acres.....	14	13	4	31	5	2	2	13	2	67	8
	1,000 acres and over.....	2	7		4	4			8		32	4
10	Cash-grain farms:											
11	3 to 9 acres.....	5						1	11			1
12	10 to 49 acres.....	13	4			2		4	58	3		8
13	50 to 174 acres.....	4	15					4	53	10	34	2
14	175 to 259 acres.....		10					1	16	1	9	
15	260 to 499 acres.....	2	68			1		6	8		113	3
16	500 to 999 acres.....	7	66		1	1		2	2		101	1
	1,000 acres and over.....	3	40		2			1	2		56	
17	Cotton farms:											
18	Under 10 acres.....									1		
19	10 to 19 acres.....			2								
20	20 to 49 acres.....			3			3			5		
21	50 to 99 acres.....			4			3			2		
22	100 to 174 acres.....			1	2		2			1	7	
23	175 to 259 acres.....			1						1	1	
24	260 to 499 acres.....				7		6			1	4	
	500 acres and over.....				4		2			2	5	
25	Crop-specialty farms:											
26	3 to 9 acres.....	7		2		2		2	2			15
27	10 to 19 acres.....	6		2		2		1	1	1		33
28	20 to 49 acres.....	10	2	11		11	3	1	17	4	3	37
29	50 to 99 acres.....	8	5	11		6	12		16	3	3	22
30	100 to 174 acres.....	17	8	1		16	15		24	11	13	39
31	175 to 259 acres.....	7	4			7	2		6	1	9	1
32	260 to 499 acres.....	12	22	1		13	6	2	23	6	58	10
33	500 to 999 acres.....	9	20	2		8		6	10	1	24	22
	1,000 acres and over.....	2	8	1		6	1		7	1	15	6
34	Fruit farms:											
35	Under 10 acres.....					1			1	4		10
36	10 to 19 acres.....								2	3		5
37	20 to 49 acres.....					4				9		3
38	50 to 99 acres.....								1	8		3
39	100 to 174 acres.....								1	12		1
40	175 to 499 acres.....									6		
	500 acres and over.....					2				3		
41	Truck farms:											
42	Under 10 acres.....					8				1		120
43	10 to 19 acres.....	1				4						43
44	20 to 49 acres.....	1				9	1					19
45	50 to 99 acres.....	2				2	1			1		1
46	100 to 174 acres.....	2				3	1			2		3
	175 acres and over.....	1				6				4		1
47	Dairy farms:											
48	Under 10 acres.....	1						3		1		1
49	10 to 19 acres.....							3		2		1
50	20 to 49 acres.....	1		1						2		
51	50 to 99 acres.....						1	1	1		1	1
52	100 to 174 acres.....	1	1	1	2	2		1		1	1	1
53	175 to 259 acres.....			5	4	2			4	2	8	1
54	260 to 499 acres.....		3	4	4	2	2	3		1	6	1
55	500 to 999 acres.....	1	1		6	1				1	8	
	1,000 acres and over.....											
56	Animal-specialty farms:											
57	Under 20 acres.....	9						16	1			30
58	20 to 99 acres.....	8	2			7	2	8	18		2	47
59	100 to 174 acres.....	4	5	3	1	12	2		12	3	2	28
60	175 to 259 acres.....					2		1	10		1	7
61	260 to 499 acres.....	8	8		9	2	1	1	19	2	14	18
	500 acres and over.....		14	1	2			1	9	1	26	7
62	Stock ranches:											
63	Under 3 acres.....	14	2		3	8		433	9	22		11
64	3 to 99 acres.....	1				1		99	2	100		33
65	100 to 259 acres.....	7	2	4		10	6	11	10	12		67
66	260 to 499 acres.....	23	3	11	31	21	7	12	17	12	9	102
67	500 to 999 acres.....	46	18	47	74	60	14	26	25	35	19	39
68	1,000 to 4,999 acres.....	72	47	51	155	72	21	23	69	35	130	44
69	5,000 to 9,999 acres.....	4	16	13	40	13	7	4	7	4	30	11
70	10,000 acres and over.....	9	12	10	39	23	21	10	8	1	23	7
71	Poultry farms:											
72	Under 10 acres.....					3	1			1	1	1
73	10 to 19 acres.....			1		1				1		
74	20 to 49 acres.....			4				0				2
75	50 to 99 acres.....							1		1		
76	100 to 174 acres.....							3			3	
77	175 to 259 acres.....										1	
78	260 to 499 acres.....			1				1			5	
	500 acres and over.....			1				4			3	
79	Self-sufficing farms:											
80	Under 10 acres.....	21		2		10		42	25	3	4	343
81	10 to 19 acres.....	3		1		9		80	39	3		197
82	20 to 49 acres.....	1		1	1	4	4	28	70	4	3	99
83	50 to 99 acres.....	4	2		3	5	2	4	33	6	2	33
84	100 to 174 acres.....	6	9	2	9	7	4	8	29	10	8	6
85	175 to 259 acres.....	4	2			3	1	1	17	2	2	6
86	260 to 499 acres.....	13	6	1	25	3	2	2	14	1	10	30
	500 acres and over.....	5	1	18	9	5		2	9	1	12	24
87	Abnormal farms:											
88	Under 3 acres.....	1						100		3		
89	3 to 9 acres.....	14	1	3	4	17		4	49	12		203
90	10 to 19 acres.....	3	1	1	2	4		5	61	3	3	104
91	20 to 49 acres.....	15	5	1		5	1	5	93	9	3	65
92	50 to 99 acres.....	5	2		3	7		1	51	6	7	20
93	100 to 174 acres.....	15	6	3	10	12	3		35	12	9	4
94	175 to 259 acres.....	3	9	1	2	5			12		6	4
95	260 to 499 acres.....	27	9	3	17	7	2	2	16	7	11	10
	500 to 999 acres.....	19	10	23	9	13	2	1	6	3	4	9
	1,000 acres and over.....	2	3	4	5	5		2	3	2		3

AGRICULTURE—NEW MEXICO

COUNTY TABLE V.—TYPE OF FARM, BY SIZE, 1930—Continued

[See NOTE, bottom of p. 8]

	TYPE AND SIZE (See definitions in Introduction)	Roosevelt	Sandoval	San Juan	San Miguel	Santa Fe	Sierra	Socorro	Taos	Torrance	Union	Valencia
		Number	Number	Number	Number	Number	Number	Number	Number	Number	Number	Number
1	General farms:											
2	Under 10 acres	1	35	8	6	21	4	4	17			20
3	10 to 19 acres	4	71	25	12	10	10	16	41			52
4	20 to 49 acres	10	27	43	20	14	8	23	48	1	1	62
5	50 to 99 acres	12	5	48	23	3	8	6	21		3	21
6	100 to 174 acres	65	12	28	44	3	7	1	14		22	13
7	175 to 259 acres	16	4	11	15	1	4	1	2	2	13	
8	260 to 499 acres	140	5	8	41	2	2	1	2	3	109	3
9	500 to 999 acres	77	5		16	4	5	5	1	7	79	1
	1,000 acres and over	26	1		10	1	1		1	4	47	1
10	Cash-grain farms:											
11	3 to 9 acres		193				1	7				
12	10 to 19 acres	4	140	19	13		12	38	17		2	90
13	20 to 49 acres	41	12	27	10		3	8	4		19	24
14	50 to 99 acres	16		4	3			3			11	2
15	100 to 174 acres	94		4	10						8	3
16	175 to 259 acres	49		4	3						62	7
	260 to 499 acres	25		1							23	
	500 acres and over											
17	Cotton farms:											
18	Under 10 acres						2					
19	10 to 19 acres	9					2					
20	20 to 49 acres	4					10					
21	50 to 99 acres	0					5					
22	100 to 174 acres	37					6					
23	175 to 259 acres	13					1					
24	260 to 499 acres	37					1					
	500 acres and over	20										
25	Crop-specialty farms:											
26	3 to 9 acres	2	21	1	2	10	1	3	23	5		19
27	10 to 19 acres	17	19	8	10	10	2	21	31	12		32
28	20 to 49 acres	40	36	21	10	9	6	26	70	85	2	54
29	50 to 99 acres	31	17	21	54	9	1	8	20	80	4	27
30	100 to 174 acres	38	14	22	90	7	4	8	29	142	16	11
31	175 to 259 acres	16	4	11	32	3	1	1	3	62	10	2
32	260 to 499 acres	64	5	1	75	9		16	9	213	174	9
33	500 to 999 acres	25	3	1	35	15		79	40	150	73	13
	1,000 acres and over	8		1	10	7			4	64	19	
34	Fruit farms:											
35	Under 10 acres		10	16	3	3			2			4
36	10 to 19 acres		8	17	1	3		2	1			5
37	20 to 49 acres		4	31	2	3		1	4			4
38	50 to 99 acres		6	20	1	2		1	3			3
39	100 to 174 acres		3	9		1		2	1			1
40	175 to 259 acres		1	2				1				
	260 to 499 acres		1	1				1				
	500 acres and over											
41	Truck farms:											
42	Under 10 acres	1	3	3	10	40	1	1	3			21
43	10 to 19 acres	8	2	6	1	28						32
44	20 to 49 acres	6	5	5	4	5		2				13
45	50 to 99 acres	4				1		1				2
46	100 to 174 acres		1		3			1				
	175 acres and over	1	3		3			1	2			
47	Dairy farms:											
48	Under 10 acres			1	2	3	1	1	1		1	
49	10 to 19 acres	1		1	1	1	1	1	1			2
50	20 to 49 acres	1	1	2	2	3		1		1	1	2
51	50 to 99 acres	1	1	2	4	1		1	2	1		
52	100 to 174 acres	15	2	7	4	1		1	3		10	
53	175 to 259 acres	0		1	2	1		1	1		2	
54	260 to 499 acres	40	2	1	5	4		1	1	2	13	
55	500 to 999 acres	43	1		7	7		3	4	4	16	1
	1,000 acres and over	13			0	2		1	2	2	6	
56	Animal-specialty farms:											
57	Under 20 acres	1	6	2	3	7	3	1	3			11
58	20 to 99 acres	6	14	20	4	0	5	4	21		3	15
59	100 to 174 acres	6	5	21	6	0			9		2	4
60	175 to 259 acres	3	4	7	4	1			1		1	
61	260 to 499 acres	20	5	1	4	1		1	1		22	
	500 acres and over	27	2	1	8				1		61	
62	Stock ranches:											
63	Under 3 acres	1	16	320	3	3	5	32	0	4	0	21
64	3 to 99 acres		46	228	2	4	3	10	63			130
65	100 to 259 acres		9	24	21		9	58	10	6	2	20
66	260 to 499 acres	5	12	10	25	3	7	19	17	3	18	6
67	500 to 999 acres	14	22	7	33	7	28	55	22	13	31	13
68	1,000 to 4,999 acres	76	9	19	63	21	42	25	14	30	159	24
69	5,000 to 9,999 acres	13		3	11	4	13	15	1	14	30	8
	10,000 acres and over	19	5		20	7	9	18		12	25	8
70	Poultry farms:											
71	Under 10 acres	1		3					2			1
72	10 to 19 acres			3					2			
73	20 to 49 acres			6	2				1			
74	50 to 99 acres	1		6	3				1			
75	100 to 174 acres	8		3	2							
76	175 to 259 acres	3		2	1							
77	260 to 499 acres	4		2								
	500 acres and over	6										
78	Self-sufficing farms:											
79	Under 10 acres		152	9	41	145	36	50	176	2		99
80	10 to 19 acres		54	13	27	51	10	48	183			50
81	20 to 49 acres	1	21	16	52	23	17	42	115		2	25
82	50 to 99 acres	3	16	16	41	5	6	6	28		3	4
83	100 to 174 acres	10	23	10	58	10	11	3	7	4	0	2
84	175 to 259 acres	5	1	1	13	3	5	1	1	1	4	1
85	260 to 499 acres	5	10		39	4	6	5	4	2	6	1
	500 acres and over	7	8		28	5	7	9	3	3	4	2
86	Abnormal farms:											
87	Under 3 acres		7	80	5	1	4	4				3
88	3 to 9 acres	3	38	23	62	46	8	11	78	2		87
89	10 to 19 acres	2	27	42	44	24	1	18	78	1		55
90	20 to 49 acres	7	22	10	63	8	5	13	51	3	3	38
91	50 to 99 acres		14	8	37	3	3	15	15	8	2	8
92	100 to 174 acres	8	20	3	77	4	1	13	8	4	0	8
93	175 to 259 acres	1	4		24	1	1	1	3	1		1
94	260 to 499 acres	6	5		40	3	2	8	3	12	5	4
95	500 to 999 acres	5	7	1	23	3	13	10	0	5	5	6
	1,000 acres and over	4	3		7	1	2	1		3	3	1

COUNTY TABLE VI.—TYPE OF FARM, BY SPECIFIED VALUE OF FARM

[See Note.]

TYPE, BY VALUE OF PRODUCTS (See definitions in Introduction)		THE STATE	Berna- lillo	Catron	Chaves	Colfax	Curry	De Baca	Dona Ana	Eddy	Grant	Guada- lupe	Hard- ing	Hidalgo	Lea
		Number	Number	Number	Number	Number	Number	Number	Number	Number	Number	Number	Number	Number	Number
1	General farms:														
2	Under \$250	297	6	1	1	8	2	2	5	1	11	3	3	1	1
3	\$250-\$399	371	41	5	3	2	2	2	2	1	7	12	4	4	1
4	\$400-\$599	531	41	9	7	4	6	5	6	1	13	8	7	1	7
5	\$600-\$999	814	44	8	12	18	12	12	9	7	25	12	7	8	19
6	\$1,000-\$1,499	517	23	4	10	19	23	10	10	8	12	1	8	3	17
7	\$1,500-\$2,499	475	3	2	10	30	21	12	14	10	4	3	14	5	14
8	\$2,500-\$3,999	197	1	1	9	15	0	2	4	1	5	1	3	7	1
9	\$4,000-\$5,999	72	1	1	3	4	5	5	7	1	1	1	2	1	1
	\$6,000 and over	31			2	3	3		4	3			1		
10	Cash-grain farms:														
11	Under \$250	320	14		1	3	4				2	9	2		
12	\$250-\$399	315	7		1	4	4	1	1		4	9	5		
13	\$400-\$599	254	9			3	17	3	1		7	8	9		
14	\$600-\$999	320	5			14	33	3	2		12	5	21		1
15	\$1,000-\$1,499	359	2		1	21	138	3		1	9	2	23		1
16	\$1,500-\$2,499	503				15	221		2	1	4	1	49		
17	\$2,500-\$3,999	420			1	5	232	1			1		48		1
18	\$4,000-\$5,999	240				6	113			1			33		
	\$6,000 and over	202	1				117				1		13		
19	Cotton farms:														
20	Under \$250	87			5				19	4					
21	\$250-\$399	80			6				61	2					
22	\$400-\$599	146			10				98	25				1	2
23	\$600-\$999	297			20				206	37					1
24	\$1,000-\$1,499	393			37				235	80				2	4
25	\$1,500-\$2,499	698			66				421	142				4	3
26	\$2,500-\$3,999	549			66				293	161				3	3
27	\$4,000-\$9,999	622			96				220	188				1	
	\$10,000 and over	145			32				74	36					
28	Crop-specialty farms:														
29	Under \$250	422	87		1	11	1	1	1		7	20	5	1	
30	\$250-\$399	425	75		1	11	1	1	5		5	22	2		
31	\$400-\$599	479	59	3	4	15			7	3	9	12	6	1	
32	\$600-\$999	741	85	4	3	27	4	5	7	5	13	10	7	4	
33	\$1,000-\$1,499	623	43	1	5	33	9	7	10	6	10	8	9	4	
34	\$1,500-\$2,499	640	30	1	10	42	14	12	8	6	3	5	15	7	
35	\$2,500-\$3,999	539	7		12	40	13	11	8	9	5	5	19	7	
36	\$4,000-\$9,999	385	1		18	29	14	5	4	20	5	1	9	7	
	\$10,000 and over	29			4		1		3	2			3		
37	Fruit farms:														
38	Under \$400	63	8			1			1		3				
39	\$400-\$599	41	7	2					3		2				
40	\$600-\$999	52	11	1	2			3	1	1	4				
41	\$1,000-\$1,499	70	7	2	7	1		1	2	2	4				
42	\$1,500-\$2,499	73	3	1	7			1	3	7	4				
43	\$2,500-\$3,999	51	3		7				3	4	4				
44	\$4,000-\$9,999	40	1		7	3			5	6	1				
	\$10,000 and over	27			8				4	6					
45	Truck farms:														
46	Under \$250	108	8									3			
47	\$250-\$399	183	46						6	1	2	1			
48	\$400-\$599	142	42						3		2				
49	\$600-\$999	144	48		6				11	1		3			
50	\$1,000-\$1,499	47	16		1				5		2				
51	\$1,500-\$2,499	46	6		9				7	1					
52	\$2,500-\$3,999	37	5		5				9		4				
	\$6,000 and over	12	1		1				7	1					
53	Dairy farms:														
54	Under \$600	63	1		1	5	6	1	1		1		2		1
55	\$600-\$999	100	4		5	5	11	4	2	1	1		2	1	1
56	\$1,000-\$1,499	114	6		8	5	13	3	4	4	1		1	5	5
57	\$1,500-\$2,499	122	7		4	6	6	6	7	1	3		3	1	2
58	\$2,500-\$3,999	92	8		6	3	2	2	9	5	2		1	2	2
59	\$4,000-\$5,999	58	7		1	2	3	3	12	3			1	2	2
60	\$6,000-\$9,999	47	10		5	1	4	1	10						
	\$10,000 and over	42	9		4		1		9	1	6			1	
61	Animal-specialty farms:														
62	Under \$400	77	1	1							1	8	4		2
63	\$400-\$599	106	2			3			1			7	1		
64	\$600-\$999	155	4	1	2	2				1	2	7	6		6
65	\$1,000-\$1,499	133	1		1	2				1	2	4	4	1	2
66	\$1,500-\$2,499	198	1		1	8	1		4		1	2	4		2
67	\$2,500-\$3,999	114				6	3				3	1	6	1	
68	\$4,000-\$5,999	68			4	5	4			2	2		3	1	
69	\$6,000 and over	50			4	7	1		1				1	1	
70	Stock ranches:														
71	Under \$250	692	1	2	5	3		38	1	8	14	9	7	18	11
72	\$250-\$399	944	1	20	19	16	1	17	4	15	33	26	15	10	35
73	\$400-\$599	853	2	36	17	18	1	15	3	12	26	32	17	15	45
74	\$600-\$999	720	2	28	21	28	1	14	4	24	22	41	12	21	54
75	\$1,000-\$1,499	844	2	32	29	27	2	24	6	22	39	24	21	27	70
76	\$1,500-\$2,499	829	2	19	22	23	2	25	3	33	26	24	8	19	46
77	\$2,500-\$3,999	374	3	15	15	14	5	13	3	15	17	10	3	11	24
78	\$4,000-\$5,999	330	1	14	21	19	1	10	2	10	16	3	8	7	21
79	\$6,000-\$9,999	262	1	5	24	14	3	11	4	11	10	6	9	3	20
	\$20,000 and over	223	1	8	15	15	2	7		8	13	6	6	5	16
80	Poultry farms:														
81	Under \$250	14	1		3					1					
82	\$250-\$399	41	1		2	2	3		4	1					
83	\$400-\$599	40	4		1	2	1	2	1	1	2				
84	\$600-\$999	46	3		5	2	2		3	3					
85	\$1,000-\$1,499	44	10		2	2	1	3	7	4					
86	\$1,500-\$2,499	30	1		2	3	1		6	2					
	\$2,500-\$3,999	20	1		2	1			4	1	3				
	\$4,000 and over														
87	Self-sufficing farms:														
88	Under \$250	2,074	41	32	19	16	10	4	11	2	8	44	9	5	18
89	\$250-\$399	931	14	19	8	11	8	3	2	1	7	16	10	7	10
90	\$400-\$599	544	6	24	4	1	3	3	14	4	8	6	1	7	11
91	\$600-\$999	106	2	1											

AGRICULTURE—NEW MEXICO

PRODUCTS SOLD, TRADED, OR USED BY OPERATOR'S FAMILY, 1929

bottom of p. 8]

Lincoln	Luna	Mc-Kinley	Mora	Otero	Quay	Rio Arriba	Roosevelt	Sandoval	San Juan	San Miguel	Santa Fe	Sierra	Socorro	Taos	Tor-rance	Union	Valen-cia				
Number	Number	Number	Number	Number	Number	Number	Number	Number	Number	Number	Number	Number	Number	Number	Number	Number	Number				
1		4	69	5	2	32	5	24	3	20	8	2	31	16		3	1				
3		4	53	6	18	40	11	43	4	30	9	4	6	22	3	11	22				
6	2	3	46	8	48	65	26	44	25	14	7	7	0	22	1	14	27				
10	2	4	28	20	48	86	64	44	57	53	30	10	8	24	1	49	55				
6	4	1	14	16	47	78	33	9	30	0	0	17	8	40	3	53	54				
2	1	1	4	11	49	9	107	47	32	10	5	10	1	25	3	84	17				
2	1	1	1	5	15	1	47	1	10	1	2	2	1	3	2	44	2				
1	3	1	1	1	6	1	13	1	5	1	1	1		2	5	44	1				
					4		2		1					1		12	8				
				1												4	1				
1		2	58		6	1	9	132	4	10			25	3		4	30				
		2	33	3	5	6	15	136	0	12		6	14	10		4	28				
1		1	22	7	7	4	20	57	6	8		7	14			12	36				
		5	20	6	18	2	36	12	8	6		2		4		26	27				
		2	8	3	37	2	47	5	8	8				2		33	13				
1		4	6	1	76		52	3	15	1		1	1	1		49	4				
		2	1	1	55		32		6	1						31	16				
1		1	1	1	49		12		2							21	17				
			60				5									5	18				
				1			7											19			
	1			1	1		8					1						20			
				1	1		9											21			
	2			2	2		21											22			
	1			1	1		30					6						23			
	6			3	3		36					8						24			
	3			3	3		11					3						25			
	2						4					2						26			
	1			2														27			
																			28		
8		2	24	1	7	32	2	27	4	49	16		25	39	29	6	20	28			
7			20		3	33	11	24	10	64	10		16	25	50	5	31	30			
3		2	12	2	10	38	16	18	1	71	4	2	15	27	81	17	32	20			
12		1	25	10	15	47	35	18	27	96	18	2	35	48	108	24	44	31			
15	5	1	19	5	29	24	45	13	10	56	13	5	48	35	84	47	29	32			
12	4	4	8	6	27	8	60	13	17	19	14	1	18	22	165	84	5	33			
11	17	1	1	3	21	2	45	3	9	8	4	2	5	39	147	85	5	34			
2	9		2	1	0	1	30	2	9	10	3			3	152	38	1	35			
1	2		1		1		3			1				8				36			
																				37	
1		2		1		9		13	9		5		2				8			38	
			3			4		5	8		1		3				1			39	
						3		8	8		1		2				1			40	
1				4		4		3	21	3	2		1	3			1			41	
3				10		2		2	23	1	2		1	1			2			42	
				8				1	14		1		1	2			2			43	
				11				1	12					1			2			44	
2			7						1												45
																					46
6						58		3	2		3		2	1			5			47	
10						65	1	1	1	10	20		2	1			23			48	
2						28	2	2	1	12	19		1	3			10			49	
4		1		1		25	5	1	5		22			1			2			50	
5						6	2	2	3		2		1				1			51	
4		1		4		4	4	2	1	2							1			52	
1				3		1	0	1	1				1				1			53	
																					54
2			1		2	17		2	1	2	3		2		2	8	1			55	
1		1		3	4	28		2	2	3	1		1	1	1	11				56	
1				4	4	25		2	2	2	1		1	3	3	13				57	
1		5		3	9	27		1	5	6	2		2	1	3	9				58	
1		1		2	3	1			9	1	1		1	2	2	4				59	
2		1		1	2	2			1	2	2		2	1	2	3				60	
																					61
																					62
1		17		7		10		4	2	8	1		1	1		2	6			63	
2		6		16		24		10	3	6	2		2	5		4	4			64	
4		3		17		36		8	8	4	4		3	9		9	4			65	
8				10		11		3	10	0	4		2	4		12	5			66	
5				10		12		5	10	3	1			6		25	6			67	
1		2		6		12		3	9	4	2			7		19	2			68	
1				3		12		5	3	2	2			2		12	1			69	
1				1		6		1	9	1				1		7	1			70	
																					71
																					72
23		307	9	14		44	5	16	89	0	6		14	3	1	4	25			73	
23		120	23	66	14	78	5	42	165	47	3		10	7	6	19	40			74	
31		88	23	40	17	40	11	20	169	36	8		19	27	10	17	51			75	
30		47	18	26	20	41	14	8	83	16	2		19	24	8	16	32			76	
21		24	26	43	37	33	31	12	55	23	13		17	41	18	48	33			77	
30		8	10	18	40	29	22	13	22	12	0		16	24	23	47	18			78	
15		8	8	8	28	17	13	1	8	9	3		11	17	7	43	14			79	
15		5	3	3	15	24	9	2	13	13	4		5	22	5	33	4			80	
7		3	9	3	14	8	13	1	9	4	2		10	7	10	28	4			81	
18		2	7		20		5	4	2	9	2		13		5	18	4			82	
																					83
1		3							1	4											84
		1			4	1			3	4											85
					5				8	1											86
					2				9	2											87
					1				4	1											88
					2				3	1											89
																					90
																					91
23		142	153	6	14	440	19	158	11	183	112	7	140	289	4	11	140			92	
15		16	55	10	13	219	9	84	23	85	67	26	23	114	6	11	36			93	
6		7	27	6	6	104	1	43	21	30	48	52	8	71	2	4	8			94	
2		1	1	4	8	31			9	1	10		2	38		2				95	
																					96
42		110	195	15	15	263	12	94	80	219	42	14	51	108	17	7	97			97	
27		6	111	28	19	177	14	39	76	135	39	29	26	105	11	11	97			98	
4		2	15	10	8	28	6	10	15	18	7	5	12	25	8	2	16			99	
1		1	4		1			2	1	2	4		1		3						100
3		1	1	2	2	1		2	1	7											101

[See Note,

TYPE, BY TENURE OF OPERATOR (See definitions in Introduction)		THE STATE	Berna- lillo	Catron	Chaves	Colfax	Curry	De Baca	Dona Ana	Eddy	Grant	Guada- lupe	Hard- ing	Hidal- go	Lea
1	General farms:	Number	Number	Number	Number	Number	Number	Number	Number	Number	Number	Number	Number	Number	Number
2	Full owners.....	2,105	148	23	32	44	40	19	43	21	28	35	23	16	32
3	Part owners.....	694	6	1	11	27	15	16	5	2	10	4	12	4	18
4	Managers.....	8			1	2									
5	Tenants—														
6	Cash.....	168	3	3	7	5	5	3	3	6	7			2	5
7	Other.....	490	3	3	0	25	20	5	10	3	22	8	14	4	11
8	Cash-grain farms:														
9	Full owners.....	1,478	31			10	304	4	2		11	28	57		
10	Part owners.....	652	1			14	245				2	3	84		2
11	Managers.....	18	1			2	3								
12	Tenants—														
13	Cash.....	96	2			4	27	1			4	2	4		
14	Other.....	699	3		3	20	200	6	4	5	23	1	58		1
15	Cotton farms:														
16	Full owners.....	1,025			109				712	117				8	5
17	Part owners.....	280			60				149	41				2	2
18	Managers.....	28			5				15	6					
19	Tenants—														
20	Cash.....	128			13				88	14					2
21	Other.....	1,409			151				672	497				1	4
22	Crop-specialty farms:														
23	Full owners.....	2,025	289	7	29	79	20	16	31	24	19	67	22	10	
24	Part owners.....	615	24		7	40	15	8	6	4	5	4	28	4	
25	Managers.....	35	1		2	0			4	1	2				
26	Tenants—														
27	Cash.....	157	9	1	4	6	3	1	3		3	2	4	1	
28	Other.....	857	64	1	16	77	19	16	9	22	28	5	21	7	
29	Fruit farms:														
30	Full owners.....	202	35	5	21	1		5	22	13	14				
31	Part owners.....	28	1	1	0					3	2				
32	Managers.....	6			3										
33	Tenants—														
34	Cash.....	42	3		2					4	4				
35	Other.....	58	1		0	4				5	2				
36	Truck farms:														
37	Full owners.....	577	151		16				18	4	1	4			
38	Part owners.....	44	0		1				4		2				
39	Managers.....	1							1						
40	Tenants—														
41	Cash.....	47	9		2				15		3	1			
42	Other.....	50	6		3				10		3	2			
43	Dairy farms:														
44	Full owners.....	362	37		22	9	31	2	45	7	9	3	4	5	7
45	Part owners.....	113	4		7	11	4	5	1	3	2	1	2	1	7
46	Managers.....	5	1			1			1	1	1				
47	Tenants—														
48	Cash.....	89	10		3	5	5	3	2	2	1			1	2
49	Other.....	69			2	5	6	1	5	3			3		
50	Animal-specialty farms:														
51	Full owners.....	593	11	5	5	16	3		4	1	8	26	15	4	5
52	Part owners.....	158		1	5	8	4				1	1	12		2
53	Managers.....	8				3									
54	Tenants—														
55	Cash.....	46			1	4				1	1		1		3
56	Other.....	64				4	2		2	1	1	2	1		2
57	Stock ranches:														
58	Full owners.....	3,594	16	137	32	80	4	58	15	54	138	140	27	68	67
59	Part owners.....	1,694		28	122	65	0	88	9	68	55	38	71	64	217
60	Managers.....	149		2	14	17		3	3	4	14	2	1		12
61	Tenants—														
62	Cash.....	321		2	10	13	2	20	1	35	4	1	5	3	38
63	Other.....	148		8	1	2	1	8	2	7	5		1	1	8
64	Poultry farms:														
65	Full owners.....	167	19		15	5	0	4	26	9	6			3	
66	Part owners.....	26	1		2	3	2	1		1	1			2	
67	Managers.....	1													
68	Tenants—														
69	Cash.....	16	2							1	1				
70	Other.....	25	1			4		1	1	1				2	
71	Self-sufficing farms:														
72	Full owners.....	3,233	51	74	20	28	14	6	24	5	13	62	16	23	88
73	Part owners.....	262	4	7	3	4	2	1	4		1	3	1		5
74	Managers.....	71		1	1	3	1		2			1			
75	Tenants—														
76	Cash.....	183	4	10	7	5	4	2	7	4	3	1	3	2	4
77	Other.....														1
78	Abnormal and unclassified farms:														
79	Full owners.....	3,909	289	95	52	49	43	29	98	23	63	132	66	71	68
80	Part owners.....	344	11	8	5	18	11	6	4	2	2	5	17	9	15
81	Managers.....	30	5	1		9	1		6		2		1		2
82	Tenants—														
83	Cash.....	347	23	2	4	13	16	1	14	11	6	3	9	4	11
84	Other.....	810	8	12	25	35	26	10	27	29	28	10	45	4	24

AGRICULTURE—NEW MEXICO

253

TENURE OF FARM OPERATOR, 1930

bottom of p. 8]

Lincoln	Luna	McKinley	Mora	Otero	Quay	Rio Arriba	Roosevelt	Sandoval	San Juan	San Miguel	Santa Fe	Sierra	Socorro	Taos	Torrance	Union	Valencia		
Number 20 4	Number 9 2	Number 15	Number 138 49	Number 47 5 1	Number 81 73	Number 233 27 1	Number 167 91	Number 151 9 1	Number 109 12 1	Number 133 33	Number 63 8	Number 34 7	Number 46 4	Number 119 17 1	Number 11 4	Number 108 84	Number 127 39	1 2 3	
1 6	1 1	2 1	3 23	8 11	13 39	4 2	22 81	2 2	23 26	7 20		4 4	2	2 8	1 1	23 59	3 10	4 5	
2		15 3	100 37 1	8	122 114 1	9 2	78 48 1	336 3 1	31 4	25 10 1		10 1 1	30 13	16 4		75 40 1	96 22 7 8	6 7 8	
2		1	1 10	2 4	11 65		6 95	1 4	8 15	1 3		4	1 3	1		18 51	1 16	9 10	
	8 2 2			11	7 4		34 17					14 3						11 12 13	
	1 3			1	5		9 66					9						14 15	
37 12 4	25 4 2	9 1	70 20 2	15 1	42 34 1	159 9 2	92 48	104 4 2	49 8	284 29 3	60 15 1	9 1 1	146 8	200 18	473 167 1	105 66	118 25 17	16 17 18	
5 13	3 5	1 1	1 18	2 10	13 32	6 9	24 83	4 4	9 21	15 43	6	3 5	4 10	5 175	20 115	5 19	19 20	19 20	
2 1			3 1	28 1		19 1		29 1	53 7 1	5 1	10	2 1	6	4			15 2	21 22 23	
1 3			1	6 10				2 1	16 19		1 1		2	2 1				24 25	
13 4	2 1			6		175 8	7 1	9 2	10 1	26 1	69 4	3 3	3 6	6			54 9	26 27 28	
4 11				1 1		3 1	4 8		3		1							1 4	29 30
3 2	9 1	3	2	10	12 8	5	47 32	7	9 2	12 3 1	10	5 1	4 2	5 2	12 1	21 11	5 6	31 32 33	
1 1		1 1	1 2	3	6	1	17 24		3 1	8 5	1	1 2	1	1		11 7		34 35	
12 6 1	4	25 33 3	44 16	5	17 19	118 6 1	26 22	31 4 1	33 4 1	20 4 1	11 3	8 1	4 1	25 10	4	44 27	20 1	36 37 38	
2 2	1	2	5 4	1	2 7	2 5	5 9		7 7	3 1						7 12		39 40	
180 52 11	30 37 3	574 33 3	73 48 6	198 11 2	23 142 10	255 34 2	22 02 17	83 21 3	594 11	114 44 6	22 24	47 61 2	182 42 8	104 20	45 35	64 156 4	193 28	41 42 43	
16 4	5 4	5 3	14 6	3 7	23 13	8 15	21 6	5 2	9 3	10 4	2 1	1 5	3 6	5 4	6 2	29 18	13 1	44 45	
3	13 1 1			3	7 2	2 1	13 3		15 3	7				5		5 2	1 1	46 47 48	
1	1				1 3		2 5		4 3	3						1 2	1	49 50	
40 3	9	166	175 37	22	23 5	734 46	20 3	272 7	53 3	248 37	228 9	72 11	149 8	472 29	8 2	19 4	154 23	51 52	
1 2	1 4	1	5 19	2 6	7 6	1 13	1 5	1 5	4 4	5 9	4 5	5 10	1 15	4 7	2 3	2 3	2 5	53 54	
72 11 2	23 4 3	129 1	298 34 2	55 1 5	65 25 2	505 32 4	79 13 8	155 12 4	178 4 1	386 28 11	113 1 1	70 3 1	121 7 1	284 11 10	48 10	81 20 6	210 14 3	55 56 57	
13 33	1 10		8 41	10 14	30 60	7 19	50 95	12 7	24 16	12 47	1 12	5 20	2 11	2 4	8 34	39 95	6 9	58 59	

ITEM AND TYPE (See definitions in Introduction)	THE STATE		BERNALILLO		CATRON		CHAVES		COLFAX		CURRY		DE BACA	
	Farms reporting	Expenditures	Farms reporting	Expenditures	Farms reporting	Expenditures	Farms reporting	Expenditures	Farms reporting	Expenditures	Farms reporting	Expenditures	Farms reporting	Expenditures
	Number	Dollars	Number	Dollars	Number	Dollars	Number	Dollars	Number	Dollars	Number	Dollars	Number	Dollars
Feed:														
All types.....	12,478	3,810,339	643	215,354	213	63,173	804	271,805	337	169,064	432	86,831	231	86,543
General.....	1,383	183,842	56	9,496	14	1,591	49	10,885	51	9,071	40	5,571	27	4,142
Cash-grain.....	789	65,494	6	212			20	20	14	1,414	297	30,592	7	719
Cotton.....	1,638	534,995					221	63,054						
Crop-specialty.....	1,751	211,698	158	12,376	4	255	33	5,076	81	8,665	19	1,940	30	2,711
Fruit.....	188	52,229	21	4,078	1	8	23	7,591	1	100			5	177
Truck.....	249	38,395	73	9,076			15	2,360						
Dairy.....	489	582,320	49	120,559			33	55,385	19	30,485	32	21,839	10	5,546
Animal-specialty.....	418	101,152	9	7,485	5	335	10	6,152	16	4,859	7	2,555		
Stock-ranch.....	2,908	1,695,449	7	1,030	116	54,082	155	107,948	102	94,262	11	10,707	125	68,805
Poultry.....	185	141,827	22	22,231			12	8,275	9	3,240	6	313	5	1,217
Self-sufficing.....	1,009	55,635	24	1,527	36	2,455	1	1,311	14	603	6	130	8	631
Abnormal and unclassified.....	1,359	254,103	118	26,787	37	4,447	31	2,948	30	6,965	15	13,184	14	1,595
Fertilizer:														
All types.....	844	98,520	44	2,402			136	16,559	11	2,152	8	195	36	2,574
General.....	91	4,349	11	348			9	473	1	50			8	413
Cash-grain.....	9	570							1	75	2	95		
Cotton.....	367	61,399					67	8,740						
Crop-specialty.....	126	14,499	6	475			29	5,280	2	100			25	2,060
Fruit.....	44	3,669	5	525			7	573					2	75
Truck.....	51	3,326	0	481			11	620						
Dairy.....	31	2,745					4	101					1	26
Animal-specialty.....	18	885					1	196						
Stock-ranch.....	12	1,042	2	67			2	27						
Poultry.....	14	443	1	5										
Self-sufficing.....	33	710	1	5										
Abnormal and unclassified.....	48	4,783	10	551			5	447	5	1,880	1	100		
Labor:														
All types.....	12,483	6,556,598	568	185,820	143	69,998	555	741,027	363	335,763	687	226,798	114	69,204
General.....	1,507	241,838	70	9,707	11	1,831	34	10,509	56	9,262	42	7,244	17	4,064
Cash-grain.....	1,546	408,976	12	3,227			1	30	35	7,080	563	178,847	17	575
Cotton.....	1,807	1,466,703					276	428,130						
Crop-specialty.....	2,260	609,159	168	22,051	5	628	49	45,708	101	30,593	32	13,426	29	5,763
Fruit.....	251	219,252	31	8,333	1	90	31	35,073	2	8,000			5	425
Truck.....	290	121,156	70	32,728			16	7,085						
Dairy.....	334	265,619	45	54,760			20	10,223	14	14,044	25	7,385	2	650
Animal-specialty.....	440	140,113	10	2,965	2	200	9	11,344	24	13,010	7	2,170		
Stock-ranch.....	2,270	2,259,262	10	5,242	88	65,440	97	175,067	100	241,418	11	11,020	56	59,950
Poultry.....	124	36,327	18	5,121			7	3,370	4	588	2	140	1	20
Self-sufficing.....	713	26,837	17	6,070	29	653	1	3,370	4	144	3	95	1	7
Abnormal and unclassified.....	923	270,295	116	20,546	7	858	14	8,198	23	10,414	12	6,401	1	750

ITEM AND TYPE (See definitions in Introduction)	M'KINLEY		MORA		OTERO		QUAY		RIO ARRIBA		ROOSEVELT		SANDOVAL	
	Farms reporting	Expenditures	Farms reporting	Expenditures	Farms reporting	Expenditures	Farms reporting	Expenditures	Farms reporting	Expenditures	Farms reporting	Expenditures	Farms reporting	Expenditures
	Number	Dollars	Number	Dollars	Number	Dollars	Number	Dollars	Number	Dollars	Number	Dollars	Number	Dollars
Feed:														
All types.....	124	25,947	278	60,639	205	47,833	528	155,092	803	75,291	700	168,998	492	51,170
General.....	6	379	39	2,810	32	4,581	113	12,154	93	7,052	208	26,717	46	4,303
Cash-grain.....	2	300	10	905	1	50	66	7,228	7	320	51	4,776	133	2,543
Cotton.....					5	445	7	695			40	3,539		
Crop-specialty.....	3	247	34	3,580	10	987	35	2,659	41	2,155	87	9,994	67	3,962
Fruit.....			3	135	28	5,945			4	1,132			13	839
Truck.....					4	346			51	3,349	9	601	4	430
Dairy.....	4	4,910	3	545	7	4	21	18,481	4	2,380	87	19,768	5	1,056
Animal-specialty.....	4	130	20	2,473	4	150	37	8,485	60	5,303	47	11,691	22	3,335
Stock-ranch.....	70	17,428	75	44,485	73	17,261	174	126,408	91	22,611	109	81,161	47	6,631
Poultry.....					3	3,100			2	650	15	3,115		
Self-sufficing.....	21	1,018	48	2,494	9	489	24	1,078	255	12,874	13	540	80	4,188
Abnormal and unclassified.....	14	935	46	3,116	31	10,429	40	5,735	105	16,875	42	5,185	75	18,193
Fertilizer:														
All types.....			7	76	17	1,688			25	797	28	657	18	914
General.....			1	10	1	200			4	153	7	147	6	180
Cash-grain.....											1	40	2	245
Cotton.....														
Crop-specialty.....					1	292			1	25	16	442	5	320
Fruit.....			1	8	10	828							2	115
Truck.....					3	323			4	52	1	22	1	40
Dairy.....														
Animal-specialty.....			1	10							1	6		
Stock-ranch.....					2	45								
Poultry.....														
Self-sufficing.....			2	20					11	173				
Abnormal and unclassified.....			2	28					5	389			2	14
Labor:														
All types.....	62	56,883	397	130,487	136	68,378	618	179,957	650	145,454	643	126,349	528	78,228
General.....	6	1,920	76	7,068	32	9,133	110	16,358	99	12,601	188	25,204	60	9,916
Cash-grain.....	10	2,451	35	4,029	2	52	234	83,054	4	173	101	10,006	150	4,840
Cotton.....					8	9,778	9	1,855			56	13,462		
Crop-specialty.....	6	1,350	54	7,844	5	1,605	75	10,726	44	7,545	139	33,531	85	12,132
Fruit.....			2	125	25	21,708			8	2,606			20	8,060
Truck.....					6	950			61	3,042	7	2,240	8	5,665
Dairy.....	4	2,040			6	1,035	14	8,059	4	2,140	39	7,153	1	200
Animal-specialty.....	1	300	38	5,092	3	190	25	3,722	74	19,169	31	6,599	26	6,904
Stock-ranch.....	30	47,220	93	90,069	32	14,112	113	52,906	89	68,020	59	21,056	43	16,362
Poultry.....					2	290			1	150	8	1,268		
Self-sufficing.....	2	47	55	2,441	5	200	7	810	161	6,460	3	111	73	3,074
Abnormal and unclassified.....	3	1,355	45	3,619	10	9,325	23	1,852	105	22,948	12	719	62	11,079

EXPENDITURES, 1929, BY TYPE OF FARM

bottom of p. 8]

DONA ANA		EDDY		GRANT		GUADALUPE		HARDING		HIDALGO		LEA		LINCOLN		LUNA	
Farms reporting	Expenditures	Farms reporting	Expenditures	Farms reporting	Expenditures	Farms reporting	Expenditures	Farms reporting	Expenditures	Farms reporting	Expenditures	Farms reporting	Expenditures	Farms reporting	Expenditures	Farms reporting	Expenditures
Number	Dollars	Number	Dollars	Number	Dollars	Number	Dollars	Number	Dollars	Number	Dollars	Number	Dollars	Number	Dollars	Number	Dollars
1,242	478,471	821	267,542	262	177,389	299	66,321	204	77,974	207	48,403	352	179,399	282	154,754	172	87,883
41	10,618	20	5,840	19	4,275	19	738	15	2,075	15	2,090	28	4,455	15	2,773	11	3,320
		2	500	14	1,121	18	1,437	48	3,720			1	15	1	75		
981	300,810	401	161,557							7	803					11	1,705
23	3,612	25	8,065	9	535	35	2,040	18	2,342	13	1,905			24	2,414	26	4,576
15	6,018	15	6,975											2	13,215		
29	17,061	1	30	4	1,100	3	183							5	325	3	975
47	77,197	14	13,591	13	82,827	3	2,800	8	2,412	5	8,550	15	5,280	6	5,268	10	18,080
4	3,775	3	2,950	7	2,390	8	780	10	2,418	2	1,111	1	50	8	1,280	5	1,105
13	5,243	110	48,010	147	68,693	105	43,541	74	63,142	106	21,744	262	165,273	121	86,884	65	38,145
25	34,324	11	17,106	0	8,462						7,100			2	1,272	16	13,071
17	1,800	2	100	7	665	21	1,194	0	152	15	1,605	18	1,690	18	1,140	6	285
47	18,518	17	2,758	28	6,003	57	3,603	10	1,713	37	3,505	27	2,631	30	40,108	19	5,155
277	48,605	127	17,870			8	303					2	45	1	15	5	806
16	1,474	3	444									1	30				
169	40,011	98	12,513														
8	1,095	19	4,036														
6	1,211																
8	1,269	1	75											1	15	1	96
24	2,406															1	20
1	450	1	60			2	26									1	40
		2	665			2	125										
7	184	2	155														
3	57					2	50										
5	358	1	22			1	27					1	15			1	560
1,243	1,400,165	642	616,828	234	253,200	195	81,559	329	135,080	168	75,656	192	111,510	173	266,313	137	100,385
43	23,650	21	7,590	30	5,708	15	1,403	28	-5,414	13	1,893	16	1,717	9	2,090	7	1,226
2	230	2	500	16	1,670	13	1,016	161	64,800			1	300	1	1,000		
987	1,104,795	436	392,825							9	3,242	4	330			12	8,802
35	31,750	39	38,956	20	5,262	23	3,542	48	14,457	23	5,520			26	4,612	29	18,120
16	27,213	19	13,880	13	5,825									4	60,439		
31	50,524	3	1,990	2	1,400	3	283							8	1,418	1	3,150
43	56,725	9	6,860	7	42,488	3	1,235	3	280	2	1,450	1	60	5	1,295	6	7,062
4	4,180	2	2,060	8	2,390	5	175	15	4,535	4	4,097	1	600	12	3,330	4	1,713
14	16,480	89	142,965	110	180,271	84	70,334	65	43,103	36	50,019	153	98,167	90	173,511	57	54,298
21	4,993	10	4,882	3	650					4	650					7	1,705
10	4,474	1	50	7	321	17	804	2	30	9	355	4	125	6	75	7	284
37	73,145	11	4,270	18	7,215	32	2,797	17	2,362	18	2,430	12	10,211	12	22,534	7	3,655

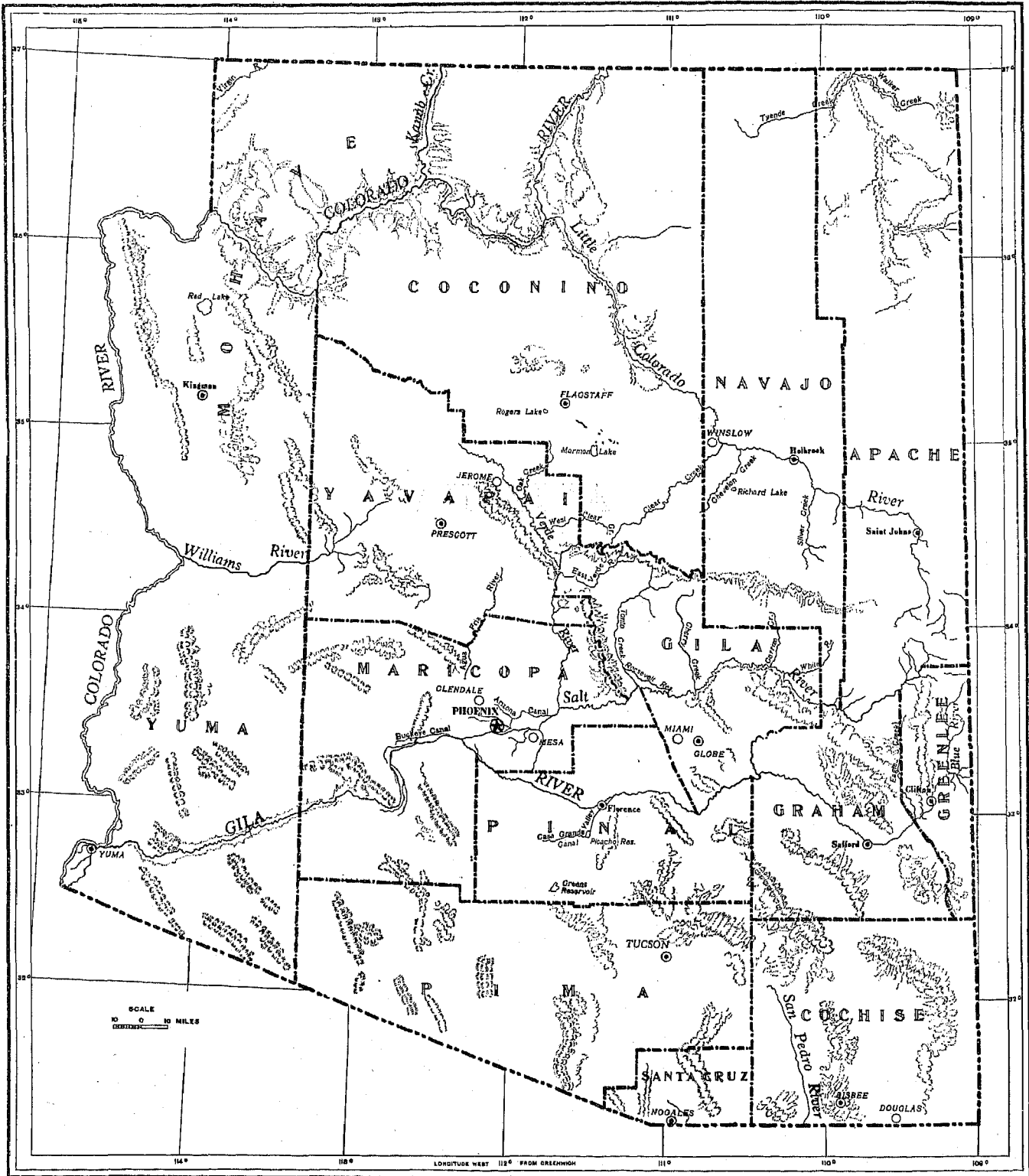
SAN JUAN		SAN MIGUEL		SANTA FE		SIERRA		SOCORRO		TAOS		TORRANCE		UNION		VALENCIA	
Farms reporting	Expenditures	Farms reporting	Expenditures	Farms reporting	Expenditures	Farms reporting	Expenditures	Farms reporting	Expenditures	Farms reporting	Expenditures	Farms reporting	Expenditures	Farms reporting	Expenditures	Farms reporting	Expenditures
Number	Dollars	Number	Dollars	Number	Dollars	Number	Dollars	Number	Dollars	Number	Dollars	Number	Dollars	Number	Dollars	Number	Dollars
462	78,512	494	114,624	252	54,295	154	30,791	187	46,158	363	30,819	636	137,799	585	242,924	294	60,450
93	9,020	73	9,110	26	2,216	14	1,534	3	122	40	2,504	12	2,035	131	17,365	86	4,609
20	1,666	6	296			2	115	4	349	2	50			48	5,137	28	1,846
						15	1,787										
27	3,905	69	12,237	36	2,596	7	490	24	2,490	122	7,254	532	87,053	101	8,012	58	6,020
39	3,788	2	35	6	675					2	50						160
6	395	1	50	10	1,354	2	125			4	350					13	285
22	9,223	23	15,085	24	26,830	1	800	3	3,229	2	579	8	2,557	31	10,890	4	11,026
10	7,566	8	3,633	3	417	3	90	2	60	16	1,513	3	900	47	10,441	14	1,800
166	28,581	88	60,090	39	12,647	68	18,934	121	36,354	46	5,360	54	42,304	183	173,122	51	23,958
17	5,460	7	2,500							8	450			6	3,035	3	655
23	1,553	88	4,491	60	3,233	15	771	13	824	31	4,066	8	440	13	430	39	1,084
39	2,550	129	6,497	43	4,277	27	6,115	17	1,728	45	8,443	10	1,570	25	14,492	40	8,038
38	885	11	909	16	343	4	77	3	35	18	887					12	251
9	111	2	38	5	57	1	36			2	130					4	50
2	35																
6	105	1	6	1	5					4	244					2	14
9	252																2
3	120	1	90	5	122					1	20					1	25
4	54	2	50							1	8						1
3	165									1	15						22
1	10																
2	48	3	105	2	135					1	12						1
										8	223						1
										1	200						1
																	30
358	113,149	572	165,857	254	64,389	131	76,504	260	109,585	471	69,815	552	176,970	740	257,259	368	87,368
72	7,841	82	8,631	43	3,278	21	7,481	4	280	64	6,190	10	1,616	157	21,953	72	9,200
30	7,672	12	1,559			2	150			8	277			103	24,224	39	3,619
43	14,399	158	26,349	41	10,186	4	1,010	79	9,040	115	14,671	490	111,193	210	95,434	84	8,728
47	14,926			8	3,123			1	100	4	2,700					10	4,652
4	1,060	22	1,425	33	961	1	100			2	200					12	975
12	3,136	23	8,610	7	9,227	3	1,085	4	1,160	2	574	5	794	20	5,333	3	3,976
34	18,801	15	5,210														

ARIZONA

257

ARIZONA

COUNTIES, PRINCIPAL CITIES, RIVERS, AND MOUNTAINS



COUNTY TABLE I.—FARMS AND FARM ACREAGE, 1930 AND 1929, BY TYPE OF FARM

[See NOTE, bottom of p. 8]

ITEM AND TYPE OF FARM (See definitions in Introduction)		THE STATE	Apache	Cochise	Coconino	Gila	Graham	Greenlee
FARMS, BY TYPE, 1930								
	All types.....	Number 14, 173	Number 1, 444	Number 927	Number 789	Number 306	Number 749	Number 257
1	General.....	970	63	103	16	18	50	43
2	Cash-grain.....	195	20	3		9	6	2
3	Cotton.....	2, 747					355	54
4	Crop-specialty.....	641	26	29	75	10	64	12
5	Fruit.....	487	5	12	11	3	3	1
6	Truck.....	448	3	35	2	6	3	4
7	Dairy.....	745	2	50	11	12	18	5
8	Animal-specialty.....	322	10	15	18	2	18	14
9	Stock-ranch.....	3, 660	940	313	470	121	87	60
10	Poultry.....	625	7	88	0	9	46	12
11	Self-sufficing.....	704	79	75	32	46	11	12
12	Abnormal.....	1, 598	253	130	60	49	43	10
13	Institution or country estate.....	28	4	1	2	1	1	
14	Part-time.....	1, 332	248	124	52	30	39	10
15	Boarding and lodging.....	50		9	5	5		
16	Forest-product.....	98	1	2		1		
17	Horse farm, feed lot, or livestock dealer.....	40			1	3	3	
18	Unclassified.....	1, 022	21	68	85	21	36	13
FARM LAND, BY TYPE								
All land in farms, 1930:								
	All types.....	Acres 10, 598, 827	Acres 1, 028, 912	Acres 1, 013, 156	Acres 1, 099, 199	Acres 120, 142	Acres 468, 607	Acres 55, 158
20	General.....	119, 277	14, 341	32, 420	3, 317	2, 234	5, 207	3, 016
21	Cash-grain.....	20, 239	5, 480	226		1, 306	305	
22	Cotton.....	366, 468					31, 480	3, 547
23	Crop-specialty.....	98, 297	7, 739	6, 043	14, 892	907	4, 470	587
24	Fruit.....	33, 491	52	1, 449	732	236	162	
25	Truck.....	53, 307	829	6, 271		510	80	138
26	Dairy.....	95, 190		19, 248	2, 121	755	1, 027	119
27	Animal-specialty.....	49, 765	3, 103	2, 716	3, 122		5, 674	2, 409
28	Stock-ranch.....	8, 951, 570	908, 224	1, 701, 917	1, 004, 040	102, 766	405, 083	40, 091
29	Poultry.....	60, 793	12, 401	23, 956	1, 611	93	2, 962	566
30	Self-sufficing.....	73, 831	8, 705	19, 349	3, 921	3, 483	688	905
31	Abnormal.....	278, 753	47, 187	75, 169	8, 770	5, 122	0, 231	1, 584
32	Institution or country estate.....	3, 720	440					
33	Part-time.....	200, 870	46, 747	42, 874	8, 206	4, 369	6, 194	1, 584
34	Boarding and lodging.....	59, 683		32, 295	504	398		
35	Forest-product.....	5, 252						
36	Horse farm, feed lot, or livestock dealer.....	9, 228				355	37	
37	Unclassified.....	325, 646	18, 752	28, 792	50, 678	2, 671	4, 338	2, 196
38	Average acres per farm, 1930:							
39	All types.....	743	711	2, 069	1, 393	393	628	215
40	General.....	122	228	315	207	124	88	70
41	Cash-grain.....	106	274	75		145	51	
42	Cotton.....	134					89	66
43	Crop-specialty.....	154	298	220	199	91	70	49
44	Fruit.....	69	10	121	67	70	54	
45	Truck.....	120	276	170		87	27	35
46	Dairy.....	128		385	193	95	107	24
47	Animal-specialty.....	150	163	181	173		316	172
48	Stock-ranch.....	2, 446	960	5, 437	2, 136	849	4, 656	607
49	Poultry.....	97	1, 784	272	179	10	64	47
50	Self-sufficing.....	105	110	258	123	76	63	75
51	Abnormal.....	178	187	565	154	109	148	83
Crop land harvested, 1929:								
52	All types.....	478, 411	15, 472	11, 056	11, 091	4, 880	25, 259	4, 945
53	General.....	24, 146	2, 313	1, 728	607	547	1, 480	1, 209
54	Cash-grain.....	10, 001	1, 413	106		376	194	
55	Cotton.....	247, 732					19, 026	1, 951
56	Crop-specialty.....	41, 231	758	1, 317	4, 763	249	2, 292	367
57	Fruit.....	13, 451	49	138	189	95	20	
58	Truck.....	33, 150	57	724		100	60	122
59	Dairy.....	23, 504		393	275	1	500	89
60	Animal-specialty.....	14, 135	673	376	410		590	181
61	Stock-ranch.....	38, 506	7, 910	3, 854	2, 352	2, 082	393	379
62	Poultry.....	4, 566	158	1, 018	195	7	330	225
63	Self-sufficing.....	5, 626	831	581	732	557	66	87
64	Abnormal.....	13, 121	1, 180	635	958	517	196	202
65	Institution or country estate.....	1, 125	184					
66	Part-time.....	7, 414	996	582	848	346	183	202
67	Boarding and lodging.....	372		53	110	80		
68	Forest-product.....	272						
69	Horse farm, feed lot, or livestock dealer.....	3, 938				82	13	
70	Unclassified.....	9, 236	130	180	610	340	94	133
Plowable pasture, 1929:								
71	All types.....	102, 123	6, 337	17, 487	5, 270	1, 707	5, 398	1, 049
72	General.....	5, 677	604	951	39	225	129	90
73	Cash-grain.....	833	231	8		25		
74	Cotton.....	13, 208					1, 083	71
75	Crop-specialty.....	4, 970	103	12	1, 681	12	264	27
76	Fruit.....	1, 277		325	25	29		
77	Truck.....	607		14				
78	Dairy.....	9, 523		731	77	50	134	
79	Animal-specialty.....	3, 982	125	255	90		650	10
80	Stock-ranch.....	41, 608	3, 136	9, 846	1, 361	634	2, 224	586
81	Poultry.....	3, 255	1, 701	355			437	5
82	Self-sufficing.....	2, 400	195	259	300	286	50	220
83	Abnormal.....	7, 577	1, 291	2, 517	369	279	341	7
84	Unclassified.....	7, 206	652	721	964	167	86	33
Other pasture (excl. woodland), 1929:								
85	All types.....	8, 982, 704	978, 855	1, 823, 717	1, 020, 712	102, 560	370, 094	36, 693
86	General.....	57, 029	8, 038	23, 524	1, 513	682	2, 014	586
87	Cash-grain.....	3, 856	2, 340			472		
88	Cotton.....	7, 090					766	63
89	Crop-specialty.....	29, 122	6, 473	4, 200	2, 244	115	423	
90	Fruit.....	2, 959		314		106	123	
91	Truck.....	10, 969	360	4, 923		146	8	
92	Dairy.....	40, 635		10, 505	1, 233	675	244	1
93	Animal-specialty.....	19, 004	1, 617	1, 275	826		2, 783	1, 296
94	Stock-ranch.....	8, 287, 255	830, 296	1, 653, 864	969, 314	95, 796	357, 999	33, 217
95	Poultry.....	39, 784	12, 937	16, 372	231	64	1, 290	2
96	Self-sufficing.....	43, 899	6, 824	13, 523	1, 880	1, 133	5	71
97	Abnormal.....	220, 534	43, 096	66, 832	3, 752	2, 415	3, 423	730
98	Unclassified.....	214, 568	17, 354	22, 381	39, 719	656	1, 616	727

COUNTY TABLE I.—FARMS AND FARM ACREAGE, 1930 AND 1929, BY TYPE OF FARM—Continued

[See Note, bottom of p. 8]

ITEM AND TYPE OF FARM (See definitions in Introduction)		Maricopa	Mohave	Navajo	Pima	Pinal	Santa Cruz	Yavapai	Yuma
FARMS, BY TYPE, 1930									
	All types.....	Number 4,597	Number 384	Number 1,287	Number 757	Number 1,008	Number 220	Number 675	Number 773
1	General.....	323	15	72	75	99	13	44	36
2	Cash-grain.....	107		12		34	2		
3	Cotton.....	1,609	2		61	201	1		464
4	Crop-specialty.....	246	1	28	18	18	11	33	70
5	Fruit.....	380	5	6	2	8	1	23	27
6	Truck.....	275	9	14	21	18	2	33	23
7	Dairy.....	497	7	20	48	26	19	21	9
8	Animal-specialty.....	70	13	32	50	31	9	20	5
9	Stock-ranch.....	61	181	914	145	43	82	218	13
10	Poultry.....	247	11	11	96	22	3	54	11
11	Self-sufficing.....	80	33	67	83	85	14	72	15
12	Abnormal.....	437	66	94	121	144	36	91	49
13	Institution or country estate.....	5	2	3	4	2		2	1
14	Part-time.....	389	63	88	85	82	32	70	43
15	Boarding and lodging.....	10	1	1	4	1	3	10	4
16	Forest-product.....	9			24	69			2
17	Horse farm, feed lot, or livestock dealer.....	24		2	4		1		2
18	Unclassified.....	265	41	17	38	279	27	60	51
19									
FARM LAND, BY TYPE									
All land in farms, 1930:									
	All types.....	Acres 578,360	Acres 521,432	Acres 952,696	Acres 949,400	Acres 385,560	Acres 253,637	Acres 2,105,833	Acres 61,476
20	General.....	13,955	3,852	12,177	6,186	9,820	3,453	0,370	2,047
21	Cash-grain.....	7,004		880		5,029			
22	Cotton.....	234,406			10,949	30,802			55,284
23	Crop-specialty.....	31,236		4,608	3,840	3,032	1,843	3,379	10,121
24	Fruit.....	15,369	451	811		8,890		3,424	1,015
25	Truck.....	30,840	1,393	2,248	2,302	3,416		2,352	2,010
26	Dairy.....	32,096	1,890	5,055	11,403	5,195	7,894	5,533	724
27	Animal-specialty.....	10,502	1,106	3,455	3,933	5,494	1,012	5,111	2,068
28	Stock-ranch.....	164,350	493,702	874,912	853,973	195,051	214,712	2,013,352	4,311
29	Poultry.....	3,512	940	3,689	3,689	1,566	351	5,000	6,012
30	Self-sufficing.....	1,568	10,214	4,878	4,898	3,604	1,526	3,923	1,169
31	Abnormal.....	16,235	26,497	26,271	13,419	9,602	9,392	30,573	2,731
32	Institution or country estate.....	824		1,008	848				
33	Part-time.....	3,828	26,497	24,093	8,097	6,126	6,013	12,011	2,731
34	Boarding and lodging.....	3,403			2,042		2,479	18,502	
35	Forest-product.....	514			1,262	3,476			
36	Horse farm, feed lot, or livestock dealer.....	7,060		1,170	1,170				
37	Unclassified.....	10,662	11,351	13,423	20,817	104,077	13,454	10,756	0,684
38									
Average acres per farm, 1930:									
	All types.....	126	1,368	740	1,264	383	1,158	3,120	118
39	General.....	43	257	169	82	99	266	145	82
40	Cash-grain.....	65		73		143			
41	Cotton.....	146			179	153			110
42	Crop-specialty.....	127		165	213	168	168	254	145
43	Fruit.....	40	90	135		1,111		149	71
44	Truck.....	112	155	161	110	190		71	127
45	Dairy.....	60	270	283	238	200	415	263	80
46	Animal-specialty.....	150	90	108	79	177	112	197	414
47	Stock-ranch.....	2,094	2,502	957	5,924	4,536	2,018	9,230	332
48	Poultry.....	14	86	307	39	71	117	94	56
49	Self-sufficing.....	20	310	73	59	42	109	124	78
50	Abnormal.....	37	420	289	111	68	268	344	04
51									
Crop land harvested, 1929:									
	All types.....	270,031	1,168	13,020	18,439	34,001	3,675	11,935	53,439
52	General.....	9,211	120	1,320	721	2,151	270	1,070	890
53	Cash-grain.....	5,233		856		1,823			
54	Cotton.....	150,321			9,018	20,102			41,224
55	Crop-specialty.....	20,182		853	1,597	1,123	480	1,726	5,524
56	Fruit.....	9,885	53	257		1,320		404	900
57	Truck.....	20,151	103	343	529	2,003		398	2,500
58	Dairy.....	17,167	57	603	1,830	1,141	403	493	546
59	Animal-specialty.....	7,345	54	960	529	1,143	365	823	680
60	Stock-ranch.....	6,182	380	5,355	2,277	798	1,201	5,122	221
61	Poultry.....	1,638	11	82	92	78	55	388	91
62	Self-sufficing.....	423	118	670	482	285	109	685	50
63	Abnormal.....	6,340	41	1,043	718	472	167	380	263
64	Institution or country estate.....	692		120	229				
65	Part-time.....	1,821	41	923	273	431	157	348	263
66	Boarding and lodging.....	65			13		10	32	
67	Forest-product.....	73			158	41			
68	Horse farm, feed lot, or livestock dealer.....	3,798		45	646				
69	Unclassified.....	3,044	231	178	646	1,265	625	436	400
70									
Plowable pasture, 1929:									
	All types.....	25,505	3,309	7,974	4,343	5,858	7,391	9,182	2,313
71	General.....	935	35	708	114	1,482	140	175	20
72	Cash-grain.....	544				25			
73	Cotton.....	11,223			65	96			670
74	Crop-specialty.....	1,729		76	130	104	340	481	11
75	Fruit.....	305	3	18		285		287	
76	Truck.....	318	8	10		230		4	23
77	Dairy.....	5,155	630	108	559	99	1,070	901	
78	Animal-specialty.....	919		208	238	52	75	530	785
79	Stock-ranch.....	1,940	851	5,940	2,753	2,979	4,007	5,233	103
80	Poultry.....	336		39	18	94	12	167	1
81	Self-sufficing.....	70	67	356	68		207	235	110
82	Abnormal.....	690	19	374	268	199	545	598	80
83	Unclassified.....	1,332	697	181	140	213	995	565	510
84									
Other pasture (excl. woodland), 1929:									
	All types.....	176,834	483,026	912,480	760,691	180,163	223,154	1,907,164	6,091
85	General.....	1,770	2,428	7,102	3,082	398	2,078	3,552	262
86	Cash-grain.....	476		17		51			
87	Cotton.....	4,911			19	176			1,155
88	Crop-specialty.....	4,219		3,301	1,495	4	658	5,480	510
89	Fruit.....	300	232					1,864	
90	Truck.....	989	604	1,746	870	115		1,201	4
91	Dairy.....	6,803	1,000	4,844	4,196	2,124	5,596	3,768	145
92	Animal-specialty.....	834	869	799	1,761	2,967	530	3,067	390
93	Stock-ranch.....	145,914	437,304	858,570	718,886	96,895	196,975	1,839,945	2,880
94	Poultry.....	369	9	2,867	2,704	120	160	3,537	22
95	Self-sufficing.....	774	8,216	2,250	2,150	730	583	5,714	34
96	Abnormal.....	7,068	25,724	22,021	8,997	2,183	7,429	26,386	478
97	Unclassified.....	2,207	7,250	9,437	16,531	74,384	9,145	12,650	211

COUNTY TABLE II.—VALUE OF SPECIFIED FARM PROPERTY, 1930, BY TYPE OF FARM

[See Note, bottom of p. 8]

ITEM AND TYPE OF FARM (See definitions in Introduction)		THE STATE	Apache	Cochise	Coconino	Gila	Graham	Greenlee
		Dollars	Dollars	Dollars	Dollars	Dollars	Dollars	Dollars
1	Land and buildings:							
2	All types.....	184,230,856	8,324,622	8,489,274	8,408,724	1,898,285	8,612,080	1,272,197
3	General.....	7,959,441	332,615	571,810	53,520	89,240	407,705	206,250
4	Cash-grain.....	2,085,351	142,300	18,386		38,500	30,500	
5	Cotton.....	64,089,749					5,231,955	318,375
6	Crop-specialty.....	10,942,084	94,940	193,030	361,873	89,000	560,985	68,275
7	Fruit.....	20,207,795	9,705	77,800	94,000	27,000	7,500	
8	Truck.....	9,386,383	28,640	169,150		33,500	7,150	20,000
9	Dairy.....	11,798,862		351,505	105,000	106,500	138,050	22,510
10	Animal-specialty.....	3,702,367	89,470	68,670	63,500		145,700	52,525
11	Stock-ranch.....	27,869,945	2,016,030	5,237,739	1,853,914	793,900	980,300	324,012
12	Poultry.....	3,972,347	50,250	468,509	51,450	38,505	196,385	65,800
13	Self-sufficing.....	2,232,669	153,650	283,544	92,160	150,050	20,100	27,100
14	Abnormal.....	9,730,030	348,022	720,931	265,115	287,905	157,005	46,985
15	Institution or country estate.....	340,121	45,300					
16	Part-time.....	6,176,472	302,722	441,731	201,015	164,905	138,105	46,985
17	Boarding and lodging.....	1,335,054		285,200	63,500	122,600		
18	Forest-product.....	409,162						
19	Horse farm, feed lot, or livestock dealer.....	1,469,221				10,400	10,500	
20	Unclassified.....	10,753,653	63,810	252,191	468,502	113,185	104,265	61,665
21	Land and buildings, per farm:							
22	All types.....	12,999	2,302	9,136	4,390	5,560	10,097	4,950
23	General.....	8,130	5,280	5,562	3,345	4,958	6,010	4,192
24	Cash-grain.....	10,918	7,115	0,120		4,278	5,083	
25	Cotton.....	28,356					14,738	5,896
26	Crop-specialty.....	17,097	3,652	6,656	4,825	3,900	8,906	5,690
27	Fruit.....	41,838	1,959	6,483	8,545	9,000	2,433	
28	Truck.....	21,141	7,880	4,833		5,583	2,383	0,500
29	Dairy.....	15,880		7,030	9,545	8,876	7,669	4,602
30	Animal-specialty.....	11,570	4,709	4,578	3,528		8,094	3,752
31	Stock-ranch.....	7,478	2,131	16,894	3,944	6,561	11,372	4,009
32	Poultry.....	6,856	7,179	5,324	5,717	3,723	4,269	4,876
33	Self-sufficing.....	3,171	1,945	3,781	2,880	2,968	2,373	2,258
34	Abnormal.....	6,197	1,381	5,460	4,651	6,120	3,753	2,473
35	Land and buildings, per acre:							
36	All types.....	18	3	4	3	14	17	23
37	General.....	67	23	18	16	40	78	88
38	Cash-grain.....	103	20	31		29	100	
39	Cotton.....	175					166	90
40	Crop-specialty.....	111	12	29	24	43	128	116
41	Fruit.....	603	188	54	128	114	45	
42	Truck.....	176	20	27		65	89	188
43	Dairy.....	124		18	50	136	72	189
44	Animal-specialty.....	74	29	25	20	26	26	22
45	Stock-ranch.....	3	2	3	2	8	2	8
46	Poultry.....	65	4	20	32	360	66	103
47	Self-sufficing.....	30	18	15	24	30	38	30
48	Abnormal.....	35	7	10	30	50	25	30
49	Farm buildings (including dwellings):							
50	All types.....	23,379,888	719,938	1,073,185	549,918	568,395	1,150,848	270,300
51	General.....	1,417,855	76,400	174,675	11,650	20,050	68,720	40,750
52	Cash-grain.....	187,180	20,240	900		9,400	3,950	
53	Cotton.....	5,356,846					646,595	58,445
54	Crop-specialty.....	1,224,683	21,385	28,080	97,798	8,500	76,490	14,250
55	Fruit.....	2,594,913	3,240	18,500	24,250	2,950	2,500	
56	Truck.....	889,534	4,680	38,600		9,250	800	3,300
57	Dairy.....	1,892,705		112,950	27,100	62,300	18,800	13,750
58	Animal-specialty.....	491,310	13,850	20,250	13,550		34,000	10,555
59	Stock-ranch.....	3,298,916	308,893	743,255	110,250	195,620	124,936	63,750
60	Poultry.....	1,377,196	13,800	175,880	21,950	18,465	93,000	17,300
61	Self-sufficing.....	583,212	57,385	58,220	31,450	47,570	6,955	4,745
62	Abnormal.....	2,642,621	130,225	242,880	99,680	148,505	59,486	12,875
63	Institution or country estate.....	120,185	40,800					
64	Part-time.....	1,730,271	89,425	121,855	62,680	69,685	45,086	12,875
65	Boarding and lodging.....	568,551		121,025	37,000	75,200		
66	Forest-product.....	18,433						
67	Horse farm, feed lot, or livestock dealer.....	199,181				5,980	14,400	
68	Unclassified.....	1,469,912	9,770	58,905	112,290	42,825	14,815	20,580
69	Farmers' dwellings:							
70	All types.....	14,335,913	489,328	855,780	309,775	369,040	782,561	185,366
71	General.....	946,607	53,787	37,950	6,425	12,800	52,570	35,210
72	Cash-grain.....	137,317	12,300	700		5,000	3,200	
73	Cotton.....	3,075,515					416,470	37,225
74	Crop-specialty.....	736,150	15,575	17,530	50,540	6,225	55,000	6,250
75	Fruit.....	1,875,967	2,490	10,550	14,200	1,475	2,000	
76	Truck.....	555,700	4,030	24,500		6,750	550	2,900
77	Dairy.....	1,121,609		59,350	10,050	29,300	15,100	9,750
78	Animal-specialty.....	280,520	9,050	14,800	6,490		24,500	11,775
79	Stock-ranch.....	1,846,553	252,038	350,755	64,195	127,270	88,011	40,450
80	Poultry.....	836,546	8,000	83,075	11,980	14,225	66,625	10,600
81	Self-sufficing.....	382,381	43,185	42,525	20,700	29,320	6,525	3,075
82	Abnormal.....	1,580,988	74,665	120,825	52,535	113,700	39,390	8,700
83	Institution or country estate.....	25,200	700					
84	Part-time.....	1,287,696	73,965	83,425	35,535	52,150	34,200	8,700
85	Boarding and lodging.....	209,350		37,400	17,000	58,600		
86	Forest-product.....	15,050						
87	Horse farm, feed lot, or livestock dealer.....	43,452				2,950	5,100	
88	Unclassified.....	954,969	6,310	43,220	72,570	22,375	12,590	10,525
89	Implements and machinery:							
90	All types.....	10,413,814	320,274	639,843	196,334	193,710	507,071	95,875
91	General.....	528,958	28,283	60,110	4,575	9,505	23,735	21,935
92	Cash-grain.....	109,934	14,400	950		3,725	2,150	
93	Cotton.....	3,659,133					318,196	13,645
94	Crop-specialty.....	586,416	10,825	32,525	36,135	5,700	41,715	8,550
95	Fruit.....	527,267	915	6,825	10,120	1,650	325	
96	Truck.....	748,342	725	29,835		2,750	2,400	400
97	Dairy.....	768,084		60,155	8,100	23,050	15,910	1,400
98	Animal-specialty.....	258,961	11,575	12,233	6,355		12,545	4,900
99	Stock-ranch.....	1,458,259	204,093	263,166	55,904	88,775	53,228	38,110
100	Poultry.....	268,550	1,640	55,125	7,600	3,775	13,662	4,910
101	Self-sufficing.....	167,770	17,130	26,275	12,025	19,765	1,860	1,615
102	Abnormal.....	734,690	26,208	74,899	26,880	20,965	12,175	2,425
103	Unclassified.....	597,450	4,480	17,745	28,640	9,050	9,172	2,985

COUNTY TABLE II.—VALUE OF SPECIFIED FARM PROPERTY, 1930, BY TYPE OF FARM—Continued

[See NOTE, bottom of p. 8]

ITEM AND TYPE OF FARM (See definitions in Introduction)	Maricopa	Mohave	Navajo	Pima	Pinal	Santa Cruz	Yavapai	Yuma
Land and buildings:								
All types.....	<i>Dollars</i> 104,900,930	<i>Dollars</i> 1,910,420	<i>Dollars</i> 2,861,828	<i>Dollars</i> 7,740,895	<i>Dollars</i> 13,688,912	<i>Dollars</i> 1,887,427	<i>Dollars</i> 10,126,071	<i>Dollars</i> 14,068,981
General.....	3,925,335	92,500	358,810	254,948	839,340	56,200	345,750	365,400
Cash-grain.....	1,553,300		19,025		278,340			
Cotton.....	43,712,183			1,258,710	4,150,816			9,417,710
Crop-specialty.....	6,354,250		142,611	822,250	474,630	83,500	527,620	1,710,090
Fruit.....	18,198,741	27,000	13,120		551,539		257,500	1,094,000
Truck.....	7,280,772	32,000	58,521	295,200	576,000		216,950	687,500
Dairy.....	9,095,575	41,080	132,691	886,180	371,825	108,191	199,625	240,120
Animal-specialty.....	2,131,250	46,300	110,050	182,130	348,210	35,000	176,702	243,250
Stock-ranch.....	2,194,775	1,241,095	1,561,840	2,491,379	898,702	1,032,868	6,681,376	143,225
Poultry.....	1,838,609	28,265	35,246	630,145	180,500	12,750	306,533	72,700
Self-sufficing.....	430,030	92,320	96,792	141,718	417,705	50,780	225,610	59,150
Abnormal.....	4,803,510	170,325	270,163	427,130	955,755	201,668	770,480	292,536
Institution or country estate.....	159,010		35,530	100,281				
Part-time.....	2,948,027	170,325	234,633	181,504	620,090	90,814	337,480	292,536
Boarding and lodging.....	245,000			81,000		104,754	433,000	
Forest-product.....	21,825			51,672	335,665			
Horse farm, feed lot, or livestock dealer.....	1,429,643			9,673				
Unclassified.....	3,557,570	133,535	53,980	851,205	3,646,550	255,970	467,925	723,300
Land and buildings, per farm:								
All types.....	22,819	4,975	2,224	10,228	13,590	8,352	15,002	19,395
General.....	12,153	6,167	4,084	3,399	8,478	4,323	7,858	10,150
Cash-grain.....	14,504		1,586		8,186			
Cotton.....	27,167			20,635	20,651			20,297
Crop-specialty.....	25,830		5,093	17,903	26,368	7,591	15,988	24,430
Fruit.....	47,055	5,400	6,942		68,942		11,196	38,296
Truck.....	26,476	3,556	4,180	14,057	32,000		6,574	20,022
Dairy.....	18,301	5,869	6,035	18,402	14,301	5,094	9,506	20,680
Animal-specialty.....	30,446	3,562	3,720	3,043	11,233	3,956	6,796	48,650
Stock-ranch.....	31,505	6,857	1,709	17,182	20,900	12,596	30,419	11,017
Poultry.....	7,444	2,570	3,204	6,638	8,614	4,250	5,677	6,009
Self-sufficing.....	5,376	2,798	1,444	1,707	4,914	3,627	3,133	3,943
Abnormal.....	10,992	2,799	2,969	3,530	6,778	5,759	8,657	6,803
Land and buildings, per acre:								
All types.....	181	4	3	8	36	7	5	184
General.....	281	24	29	41	86	10	54	124
Cash-grain.....	222		22		55			
Cotton.....	186			115	135			170
Crop-specialty.....	203		31	84	157	45	63	169
Fruit.....	1,178	60	16		62		75	540
Truck.....	236	23	26	128	169		92	229
Dairy.....	278	22	23	78	72	14	36	382
Animal-specialty.....	203	40	34	46	63	35	35	118
Stock-ranch.....	13	3	2	3	5	5	3	33
Poultry.....	524	30	10	171	121	36	61	119
Self-sufficing.....	274	9	20	29	116	33	25	51
Abnormal.....	296	7	10	32	100	21	25	107
Farm buildings (including dwellings):								
All types.....	11,613,212	248,526	623,052	1,530,981	1,199,545	391,446	1,527,839	1,312,400
General.....	557,140	21,900	65,180	65,180	89,840	15,150	76,450	75,100
Cash-grain.....	137,436		8,185		7,070			
Cotton.....	3,553,580			84,900	325,341			692,905
Crop-specialty.....	579,630		27,450	57,100	40,400	8,455	111,500	153,645
Fruit.....	2,401,284	4,700	2,900		34,289		37,800	62,500
Truck.....	580,154	9,025	11,725	48,150	36,650		58,300	80,100
Dairy.....	1,224,895	9,475	44,600	175,535	70,375	34,225	49,700	40,000
Animal-specialty.....	200,110	0,000	30,065	50,255	44,160	3,250	45,275	4,300
Stock-ranch.....	96,776	122,940	204,313	445,010	89,050	162,215	546,959	24,390
Poultry.....	555,645	7,350	13,588	304,901	28,220	2,350	100,549	24,200
Self-sufficing.....	128,685	18,420	29,030	57,511	19,221	4,875	59,505	9,640
Abnormal.....	1,160,903	25,781	110,073	109,924	156,368	107,551	233,000	38,971
Institution or country estate.....	46,425		14,700	10,200				
Part-time.....	822,432	25,781	95,373	64,659	147,875	20,575	109,650	38,971
Boarding and lodging.....	103,000			16,800		86,978	129,950	
Forest-product.....	2,775			7,165	8,493			
Horse farm, feed lot, or livestock dealer.....	176,701			2,100				
Unclassified.....	496,336	10,245	19,875	132,515	257,961	53,375	202,201	88,579
Farmers' dwellings:								
All types.....	7,397,193	182,691	433,745	753,542	633,143	216,150	841,670	892,635
General.....	399,590	18,500	87,625	40,990	38,810	11,700	52,200	48,450
Cash-grain.....	108,477		6,075		5,985			
Cotton.....	1,013,140			60,550	152,690			495,440
Crop-specialty.....	374,880		18,800	15,750	25,650	5,130	41,760	100,000
Fruit.....	1,756,000	3,000	2,250		14,052		24,450	44,900
Truck.....	369,710	7,700	8,800	28,850	10,525		43,125	48,200
Dairy.....	778,615	7,925	30,150	76,585	34,400	22,700	21,225	26,450
Animal-specialty.....	108,075	6,335	20,765	22,865	22,865	2,200	28,800	3,600
Stock-ranch.....	52,875	91,255	185,987	181,625	48,550	113,460	287,064	13,020
Poultry.....	369,475	4,855	9,100	164,831	18,075	1,100	54,805	19,000
Self-sufficing.....	100,400	14,440	22,315	30,185	15,591	3,010	41,530	8,990
Abnormal.....	757,674	14,411	76,098	63,210	85,890	26,935	114,125	32,865
Institution or country estate.....	10,500		6,500					
Part-time.....	673,297	14,411	60,593	40,175	78,000	13,085	77,625	32,865
Boarding and lodging.....	36,550			10,200		18,000	36,500	
Forest-product.....	2,425			4,735	7,890			
Horse farm, feed lot, or livestock dealer.....	34,802			600				
Unclassified.....	312,682	13,670	9,225	70,361	160,080	29,915	132,586	52,020
Implements and machinery:								
All types.....	4,887,930	161,383	192,542	630,291	1,008,163	108,703	474,376	697,314
General.....	204,579	7,950	25,928	18,632	54,692	4,525	25,830	38,679
Cash-grain.....	79,150		1,925		7,634			
Cotton.....	2,287,409			126,100	298,124			615,659
Crop-specialty.....	224,503		7,922	24,850	20,720	7,184	20,462	150,265
Fruit.....	441,984	4,450	1,070		19,110		19,568	21,260
Truck.....	507,646	4,885	4,145	19,200	102,975		22,571	50,810
Dairy.....	435,566	5,600	13,215	107,300	38,200	16,203	22,215	16,170
Animal-specialty.....	99,760	4,225	15,075	26,353	14,375	2,900	15,975	32,690
Stock-ranch.....	74,520	94,348	82,852	166,878	77,707	45,604	205,125	7,951
Poultry.....	85,073	3,375	1,860	44,920	9,110	1,900	28,280	7,320
Self-sufficing.....	18,743	4,170	9,755	21,871	9,781	2,080	20,765	1,985
Abnormal.....	296,598	24,575	26,895	35,307	81,135	10,288	71,685	24,655
Unclassified.....	132,339	7,810	1,900	38,880	274,650	18,019	21,910	29,870

AGRICULTURE—ARIZONA

COUNTY TABLE III.—VALUE OF FARM PRODUCTS SOLD, TRADED, OR USED BY OPERATOR'S FAMILY; AND RECEIPTS FROM BOARDERS, ETC.; 1929, BY TYPE OF FARM

[Due to crop failure, new operations, etc., the farms reporting specific items will not always agree with those reporting "All products," as the latter represent the total number of farms of each type in the county; also see Note, bottom of p. 8]

CLASS OF PRODUCT AND TYPE OF FARM (See definitions in Introduction)	THE STATE		APACHE		COCHISE		COCONINO		GILA	
	Farms reporting	Value	Farms reporting	Value	Farms reporting	Value	Farms reporting	Value	Farms reporting	Value
	Number	Dollars	Number	Dollars	Number	Dollars	Number	Dollars	Number	Dollars
All products (sold, traded, or used by operator's family):	13,151	49,894,932	1,423	1,979,114	859	2,405,642	704	1,869,800	285	949,011
All types.....	13,151	49,894,932	1,423	1,979,114	859	2,405,642	704	1,869,800	285	949,011
General.....	970	1,880,053	63	77,905	103	140,588	16	18,938	18	22,908
Cash-grain.....	191	292,147	20	28,070	3	4,537			9	12,375
Cotton.....	2,744	17,033,750								
Crop-specialty.....	640	2,431,079	20	32,710	29	67,995	75	141,698	10	14,110
Fruit.....	483	1,539,040	5	6,629	12	23,607	11	28,943	3	10,918
Truck.....	444	3,853,155	3	4,025	35	70,681			6	10,020
Dairy.....	743	3,990,542			50	209,091	11	51,726	12	144,755
Animal-specialty.....	320	1,664,374	10	54,085	15	43,870	18	34,625		
Stock-ranch.....	3,060	12,143,576	940	1,650,105	313	1,425,933	470	1,459,552	121	652,451
Poultry.....	625	1,510,795	7	14,839	88	241,687	9	18,504	9	11,458
Self-sufficing.....	701	237,568	79	41,343	75	28,108	32	11,001	46	19,240
Abnormal.....	1,618	2,293,835	255	88,993	136	79,955	62	93,803	51	50,707
Crops (incl. plants, flowers, etc.), sold or traded:										
All types.....	8,170	25,313,466	768	176,683	370	240,597	280	200,890	148	64,424
General.....	841	741,208	62	24,055	81	44,778	15	10,304	17	7,802
Cash-grain.....	188	234,012	20	17,717	3	3,580			9	7,783
Cotton.....	2,724	15,710,067								
Crop-specialty.....	640	2,050,535	20	20,664	29	53,949	75	118,160	10	8,195
Fruit.....	367	1,445,040	5	3,657	12	20,004	11	22,468	3	8,900
Truck.....	442	3,069,471	3	3,306	35	57,777			6	8,060
Dairy.....	309	294,780			13	2,729	4	1,150		
Animal-specialty.....	185	245,641	15	4,535	6	699	9	1,229		
Stock-ranch.....	1,233	291,032	407	77,192	74	35,119	122	21,350	40	15,106
Poultry.....	237	110,881	4	1,094	31	10,858	7	3,786	1	36
Self-sufficing.....	357	33,141	55	6,147	35	3,055	13	1,320	28	3,793
Abnormal.....	647	446,010	79	17,080	51	8,029	24	21,123	25	3,790
Livestock, sold or traded:										
All types.....	6,212	13,219,541	1,035	989,384	533	1,286,007	335	971,212	169	612,292
General.....	639	384,961	45	12,284	76	15,899	9	1,581	11	3,062
Cash-grain.....	35	10,545	13	3,254					2	260
Cotton.....	700	373,671								
Crop-specialty.....	197	112,475	13	2,342	8	917	19	2,288	3	325
Fruit.....	58	10,765	3	448	1	325	6	680	2	223
Truck.....	77	60,203	2	223	10	1,610				
Dairy.....	522	489,428			28	9,892	8	2,447	5	3,336
Animal-specialty.....	310	1,223,827	17	35,820	13	12,893	18	23,325		
Stock-ranch.....	2,753	9,123,956	818	921,090	293	1,207,721	243	883,809	118	578,413
Poultry.....	205	76,519	5	2,372	35	11,687	4	2,000		
Self-sufficing.....	207	15,788	42	4,231	17	1,877	11	1,155	10	725
Abnormal.....	509	1,337,343	77	7,350	52	24,946	12	53,927	18	25,348
Livestock products, sold or traded:										
All types.....	8,014	7,810,004	1,283	449,528	595	649,656	541	561,524	129	171,483
General.....	780	457,628	54	16,314	96	45,472	14	3,336	15	4,695
Cash-grain.....	60	20,763	13	907	1	207			3	782
Cotton.....	1,257	526,028								
Crop-specialty.....	312	122,515	14	2,091	18	4,647	33	9,030	5	934
Fruit.....	117	31,350	4	339	4	1,298	7	1,375	2	95
Truck.....	138	54,429	2	346	23	10,567				
Dairy.....	743	3,040,762			50	242,520	11	45,040	1	20
Animal-specialty.....	194	123,120	18	7,475	11	26,834	11	5,420	12	130,850
Stock-ranch.....	2,702	2,001,932	910	366,162	180	104,781	410	475,275	45	12,572
Poultry.....	625	1,200,105	7	8,382	88	194,406	9	10,065	9	8,923
Self-sufficing.....	313	26,275	56	3,650	46	4,687	17	1,140	17	1,180
Abnormal.....	793	211,007	205	13,862	78	14,239	20	10,219	20	5,420
Forest products sold:										
All types.....	999	170,745	102	10,292	46	12,391	23	1,566	18	1,382
General.....	229	36,757	1	120	8	1,075				
Cash-grain.....	6	739								
Cotton.....	93	10,039								
Crop-specialty.....	25	3,818	2	300	2	557	2	105	1	60
Fruit.....	5	1,189								
Truck.....	5	405			1	36				
Dairy.....	19	2,330			1	102				
Animal-specialty.....	30	3,793								
Stock-ranch.....	301	42,049	89	6,593	21	6,002	17	1,084	10	542
Poultry.....	12	6,894	3	81	3	81				
Self-sufficing.....	81	5,907	3	98	5	338	1	160	5	316
Abnormal.....	193	50,814	7	3,166	5	3,300	3	227	2	434
Farm products used by operator's family:										
All types.....	10,812	2,385,174	1,280	363,027	789	216,389	621	124,608	267	99,430
General.....	957	259,499	93	24,193	101	33,364	16	3,707	18	6,749
Cash-grain.....	133	25,188	19	0,201	3	760			9	3,550
Cotton.....	1,954	398,913								
Crop-specialty.....	507	111,736	25	7,307	28	7,925	63	12,100	10	4,575
Fruit.....	267	49,805	5	2,285	11	2,070	11	4,420	3	1,700
Truck.....	317	68,587	3	760	34	9,591			5	1,050
Dairy.....	704	172,292			50	14,748	11	3,083	12	4,563
Animal-specialty.....	297	68,023	10	6,250	12	4,304	17	4,645		
Stock-ranch.....	3,053	684,607	814	220,098	293	71,410	410	78,034	106	45,728
Poultry.....	595	122,396	7	2,191	88	24,645	9	2,053	9	2,499
Self-sufficing.....	704	156,457	70	27,217	75	18,141	32	8,130	46	13,250
Abnormal.....	1,824	247,071	226	47,520	124	29,441	43	8,367	49	15,706
RECEIPTS FROM BOARDERS, LODGERS, ETC.										
All types.....	288	407,098	21	4,579	35	47,062	18	18,169	12	10,165
General.....	27	7,597	3	150	3	1,000				
Cash-grain.....	4	534	3	384						
Cotton.....	25	4,085								
Crop-specialty.....	14	2,365	1	600	1	40	2	370	2	125
Fruit.....	6	2,345								
Truck.....	6	2,130								
Dairy.....	22	6,071			1	40	2	550		
Animal-specialty.....	6	1,501	2	340	3	300				
Stock-ranch.....	52	30,780	3	2,050						
Poultry.....	16	4,205	4	1,185	6	2,951	5	1,252	2	1,260
Self-sufficing.....	16	2,778	2	380	4	749				
Abnormal.....	95	341,312	7	695	13	40,737	9	13,997	7	8,580

COUNTY TABLE III.—VALUE OF FARM PRODUCTS SOLD, TRADED, OR USED BY OPERATOR'S FAMILY; AND RECEIPTS FROM BOARDERS, ETC.; 1929, BY TYPE OF FARM—Continued

[See note, p. 263, beginning of this table]

CLASS OF PRODUCT AND TYPE OF FARM (See definitions in Introduction)	GRAHAM		GREENLEE		MARICOPA		MOHAVE		NAVAJO	
	Farms reporting	Value	Farms reporting	Value	Farms reporting	Value	Farms reporting	Value	Farms reporting	Value
	Number	Dollars	Number	Dollars	Number	Dollars	Number	Dollars	Number	Dollars
All products (sold, traded, or used by operator's family):										
All types.....	713	2,805,830	244	812,803	4,332	24,108,144	343	584,976	1,270	1,065,134
General.....	59	114,178	43	85,539	323	1,001,441	15	14,070	72	85,000
Cash-grain.....	6	6,918			107	201,180			12	5,954
Cotton.....	355	1,442,508	54	101,185	1,609	10,778,088				
Crop-specialty.....	64	147,700	12	17,786	246	1,340,018			28	22,877
Fruit.....	3	2,398			380	1,319,272	5	4,250	6	5,357
Truck.....	3	3,240	4	7,990	275	2,984,312	9	11,337	14	20,033
Dairy.....	18	63,580	5	10,212	497	2,386,448	7	20,780	20	80,034
Animal-specialty.....	18	61,661	14	52,076	70	1,057,299	13	9,265	32	53,199
Stock-ranch.....	87	753,463	66	484,581	61	1,014,906	181	473,170	914	680,030
Poultry.....	46	110,599	12	30,425	247	570,318	11	9,068	11	22,700
Self-sufficing.....	11	3,008	12	2,831	80	29,098	33	10,402	67	10,653
Abnormal.....	43	100,641	22	11,178	437	1,422,810	69	31,978	94	69,876
Crops (incl. plants, flowers, etc.), sold or traded:										
All types.....	584	1,488,618	159	188,494	3,448	16,569,421	78	31,869	582	119,563
General.....	45	43,594	39	42,193	292	418,817	13	5,335	65	24,040
Cash-grain.....	6	4,712			106	109,262			12	3,920
Cotton.....	355	1,279,256	54	75,600	1,589	9,893,376				
Crop-specialty.....	64	119,210	12	13,438	242	1,163,004			28	13,634
Fruit.....	3	1,478			276	1,260,218	5	2,700	6	3,635
Truck.....	3	2,750	4	6,517	273	2,875,531	9	8,242	14	15,814
Dairy.....	11	8,745	2	880	224	224,955	4	860	13	5,117
Animal-specialty.....	16	9,099	7	2,335	45	171,148	1	50	20	6,121
Stock-ranch.....	11	2,835	8	5,309	15	47,881	24	5,587	349	35,413
Poultry.....	19	7,889	10	6,010	118	66,981	1	35	4	8,072
Self-sufficing.....	6	505	10	685	39	4,369	9	905	34	3,125
Abnormal.....	25	8,545	13	4,919	229	277,919	12	8,145	37	7,453
Livestock, sold or traded:										
All types.....	305	869,913	145	476,463	1,431	3,771,210	231	329,103	639	434,295
General.....	43	10,431	29	7,800	197	270,818	4	700	59	14,058
Cash-grain.....	1	68			15	5,385				
Cotton.....	113	42,684	19	2,257	385	278,245				
Crop-specialty.....	22	5,731	3	465	99	77,401			10	1,885
Fruit.....	1	500			25	5,313			2	125
Truck.....			1	200	38	47,142	1	75	3	217
Dairy.....	11	5,283	2	1,030	303	399,620	4	2,250	17	4,685
Animal-specialty.....	18	33,236	13	43,255	70	826,324	12	5,650	29	28,129
Stock-ranch.....	71	600,624	56	417,781	59	842,700	166	308,028	460	368,612
Poultry.....	11	3,225	9	1,408	81	41,809	2	95	6	2,280
Self-sufficing.....	1	205	3	71	14	810	10	910	18	950
Abnormal.....	13	82,076	10	1,120	110	975,683	42	11,395	45	13,439
Livestock products, sold or traded:										
All types.....	411	325,090	145	116,241	2,335	3,085,732	128	163,257	989	305,580
General.....	58	35,310	36	18,748	252	218,491	13	3,333	65	20,000
Cash-grain.....	3	749			31	17,800			3	100
Cotton.....	173	54,414	36	7,891	701	373,069				
Crop-specialty.....	42	11,955	6	1,595	107	73,087			12	884
Fruit.....	1	20			79	24,284	2	100	1	192
Truck.....	1	00	1	25	62	30,488	3	620	6	1,709
Dairy.....	18	44,419	5	15,812	497	1,669,014	7	15,940	20	71,403
Animal-specialty.....	9	5,450	8	2,570	61	44,012	0	1,115	21	10,870
Stock-ranch.....	39	70,061	31	48,784	33	112,907	61	127,335	702	156,275
Poultry.....	40	91,792	12	18,821	247	418,508	11	7,763	11	17,869
Self-sufficing.....	5	365	1	25	46	5,525	13	1,132	31	2,400
Abnormal.....	16	4,486	0	1,904	219	106,398	12	5,919	67	10,294
Forest products sold:										
All types.....	25	2,181	20	2,126	198	44,586	36	3,321	112	8,889
General.....	4	188	6	688	93	17,438	2	236	8	1,097
Cash-grain.....					2	352				
Cotton.....	12	1,221	5	445	57	11,625				
Crop-specialty.....	2	74			4	760			2	465
Fruit.....					2	904			1	180
Truck.....			1	08					1	20
Dairy.....	5	368			10	1,195			1	600
Animal-specialty.....			1	40	2	300			3	860
Stock-ranch.....	2	340	5	735	7	1,798	20	2,115	88	3,770
Poultry.....					4	6,594	1	25		
Self-sufficing.....					3	117				
Abnormal.....			2	160	12	3,533	13	945	8	1,901
Farm products used by operator's family:										
All types.....	599	130,028	211	60,499	3,139	645,195	266	57,938	1,147	198,807
General.....	59	15,646	42	16,060	321	80,877	15	4,460	72	20,820
Cash-grain.....	4	1,387			56	8,262			11	1,925
Cotton.....	281	66,031	48	14,092	1,043	215,898				
Crop-specialty.....	54	10,730	8	2,200	166	34,766			25	5,709
Fruit.....	3	400			183	23,553	5	1,460	6	1,225
Truck.....	2	430	4	1,180	165	31,151	0	2,400	13	2,323
Dairy.....	18	4,775	5	1,400	401	101,194	7	2,236	20	7,229
Animal-specialty.....	16	3,816	14	3,870	67	14,915	10	2,460	31	7,710
Stock-ranch.....	72	12,593	60	11,072	37	9,020	133	30,105	803	116,963
Poultry.....	46	7,693	12	3,586	224	42,466	11	1,740	10	1,942
Self-sufficing.....	11	2,893	12	2,050	80	18,277	33	7,515	67	13,160
Abnormal.....	33	4,634	16	3,019	331	69,286	43	5,574	80	17,789
RECEIPTS FROM BOARDERS, LODGERS, ETC.										
All types.....	3	143	15	1,639	73	61,913	21	3,782	13	13,852
General.....			0	885	4	2,500	1	150	2	170
Cash-grain.....					1	150				
Cotton.....	2	43	3	130	14	3,022			1	60
Crop-specialty.....					4	985				
Fruit.....					2	1,275	1	500		
Truck.....			1	130	2	500				
Dairy.....			1	90	17	5,141				
Animal-specialty.....			1	50					3	1,111
Stock-ranch.....			1	150			8	725	5	390
Poultry.....					6	1,850				
Self-sufficing.....					1	132	3	722		
Abnormal.....	1	100	2	204	21	65,878	8	1,635	2	12,125

AGRICULTURE—ARIZONA

COUNTY TABLE III.—VALUE OF FARM PRODUCTS SOLD, TRADED, OR USED BY OPERATOR'S FAMILY; AND RECEIPTS FROM BOARDERS, ETC.; 1929, BY TYPE OF FARM—Continued

[See note, p. 263, beginning of this table]

CLASS OF PRODUCT AND TYPE OF FARM (See definitions in Introduction)	PIMA		PINAL		SANTA CRUZ		YAVAPAI		YUMA	
	Farms reporting	Value	Farms reporting	Value	Farms reporting	Value	Farms reporting	Value	Farms reporting	Value
	Number	Dollars	Number	Dollars	Number	Dollars	Number	Dollars	Number	Dollars
All products (sold, traded, or used by operator's family):										
All types.....	719	2,444,498	729	2,353,027	193	690,383	615	2,408,874	722	4,418,848
General.....	75	44,860	99	111,493	13	11,228	44	40,287	36	101,002
Cash-grain.....										
Cotton.....	61	459,220	201	1,158,000					404	3,098,705
Crop-specialty.....	18	93,622	18	39,572	11	10,962	33	58,751	70	473,500
Fruit.....			8	15,197			23	40,582	27	72,806
Truck.....	21	69,781	18	280,652			33	60,270	23	321,314
Dairy.....	48	399,343	26	146,655	19	74,549	21	230,246	9	97,217
Animal-specialty.....	50	52,020	31	85,232	9	11,406	26	54,834	5	104,721
Stock-ranch.....	145	980,981	43	340,021	82	445,653	218	1,693,468	13	93,473
Poultry.....	95	283,682	22	23,783	3	6,565	54	145,671	11	21,040
Self-sufficing.....	83	16,668	85	10,148	14	2,000	72	25,046	15	5,012
Abnormal.....	123	71,369	144	90,248	42	128,300	91	35,729	49	28,029
Crops (incl. plants, flowers, etc.), sold or traded:										
All types.....	328	608,171	458	1,571,877	75	40,204	257	194,521	657	3,858,466
General.....	51	8,193	90	49,674	9	1,946	37	16,841	25	47,008
Cash-grain.....										
Cotton.....	61	438,308	201	1,112,155					464	2,920,372
Crop-specialty.....	18	57,962	18	31,000	11	5,022	33	42,872	70	438,561
Fruit.....			5	13,641			28	40,181	22	69,168
Truck.....	21	62,090	18	275,815			33	42,800	23	310,870
Dairy.....	16	13,478	5	6,905	6	413	16	7,182	4	27,451
Animal-specialty.....	31	4,895	11	5,070	5	1,200	32	22,572	3	32,078
Stock-ranch.....	26	1,790	6	11,212	17	8,159	32	22,572	1	1,408
Poultry.....	15	2,176	4	509	1	216	17	6,845	0	2,565
Self-sufficing.....	48	1,174	29	1,840	6	784	30	4,560	0	893
Abnormal.....	41	18,088	39	30,006	20	18,566	25	8,621	27	8,012
Livestock, sold or traded:										
All types.....	421	1,024,165	284	395,776	135	515,178	365	1,810,698	284	244,125
General.....	63	11,064	48	12,020	8	1,310	31	6,176	10	8,098
Cash-grain.....										
Cotton.....	8	2,428	33	1,578					142	42,372
Crop-specialty.....	4	2,005	5	5,785	5	999	9	1,840	27	12,540
Fruit.....			5	3,082			11	1,954	2	770
Truck.....	3	510	2	421			11	3,080	6	6,047
Dairy.....	31	25,898	15	10,686	12	6,881	15	7,710	0	0,810
Animal-specialty.....	49	32,136	31	65,506	9	8,500	26	38,523	5	71,250
Stock-ranch.....	145	921,177	34	286,250	80	397,158	213	1,243,183	12	81,540
Poultry.....	23	5,006	8	1,226	2	15	15	5,055	5	345
Self-sufficing.....	41	2,398	21	1,081	4	295	14	1,064	1	20
Abnormal.....	54	20,934	28	7,521	16	100,033	20	1,044	12	10,721
Livestock products, sold or traded:										
All types.....	355	674,343	268	244,894	104	99,585	304	764,652	387	204,437
General.....	34	7,823	45	22,008	12	3,951	30	13,797	30	39,275
Cash-grain.....			6	140						
Cotton.....	41	8,014	87	17,448			17	5,923	41	64,292
Crop-specialty.....	4	335	10	1,255	3	242	10	1,822	5	10,551
Fruit.....			2	455			16	5,424	5	1,370
Truck.....	9	2,261	9	1,072			10	5,424	5	1,837
Dairy.....	48	348,275	26	121,678	10	62,163	21	218,775	0	58,261
Animal-specialty.....	14	6,549	13	8,783	5	850	15	2,863	2	268
Stock-ranch.....	41	20,587	21	47,376	35	22,523	118	382,965	7	0,320
Poultry.....	95	261,608	22	17,093	3	5,407	54	121,794	11	10,390
Self-sufficing.....	14	570	21	1,351	3	30	36	3,684	7	512
Abnormal.....	35	9,321	30	5,035	24	4,323	41	7,605	21	2,412
Forest products sold:										
All types.....	178	32,610	187	38,799	11	2,552	14	5,411	31	4,629
General.....	50	6,682	55	9,009			1	135	1	80
Cash-grain.....			4	387						
Cotton.....			8	1,145					11	1,644
Crop-specialty.....	1	300	1	40			1	90	7	1,031
Fruit.....			2	105						
Truck.....							2	281		
Dairy.....	1	7			1	68				
Animal-specialty.....	21	2,414	2	40			1	100		
Stock-ranch.....	25	11,159	1	206	8	2,209	7	4,515	1	75
Poultry.....	1	60	2	74						
Self-sufficing.....	34	2,670	24	1,600			1	190	5	422
Abnormal.....	45	9,328	88	26,178	2	275			6	1,377
Farm products used by operator's family:										
All types.....	681	105,207	617	101,681	156	88,414	541	193,762	568	107,191
General.....	75	11,098	92	18,752	13	4,022	43	12,338	27	7,351
Cash-grain.....			31	3,113						
Cotton.....	49	10,470	158	21,487					375	71,085
Crop-specialty.....	14	2,420	17	4,209	6	790	30	8,017	61	10,880
Fruit.....			4	675			20	5,625	11	1,502
Truck.....	21	4,852	13	3,715			33	9,185	12	1,960
Dairy.....	46	11,088	25	7,386	10	5,024	21	7,214	9	1,606
Animal-specialty.....	46	6,029	29	5,734	6	940	26	6,166	5	1,185
Stock-ranch.....	96	17,259	22	4,877	63	15,004	168	40,223	8	1,121
Poultry.....	81	12,843	20	4,281	3	850	54	11,877	11	1,740
Self-sufficing.....	93	12,850	85	13,264	14	975	72	15,558	15	3,165
Abnormal.....	112	13,698	118	14,808	32	5,194	74	17,559	34	5,507
RECEIPTS FROM BOARDERS, LODGERS, ETC.										
All types.....	14	38,040	6	20,960	13	52,574	30	112,511	14	3,709
General.....	1	150	3	600	1	257	2	1,635	1	104
Cash-grain.....										
Cotton.....									6	1,150
Crop-specialty.....									3	195
Fruit.....							1	20		
Truck.....									2	1,400
Dairy.....	1	480								
Animal-specialty.....										
Stock-ranch.....	3	2,400	1	300	7	2,195	10	16,857		
Poultry.....	4	1,010	1	60			1	100		
Self-sufficing.....							3	290	1	320
Abnormal.....	5	34,000	1	20,000	5	50,122	13	93,709	1	480

[See Note,

	TYPE OF FARM, BY CLASS OF ANIMALS (See definitions in Introduction)	THE STATE		APACHE		COCHISE		COCONINO		GILA		GRAHAM	
		Farms reporting	Animals or quantity	Farms reporting	Animals or quantity	Farms reporting	Animals or quantity	Farms reporting	Animals or quantity	Farms reporting	Animals or quantity	Farms reporting	Animals or quantity
1	General farms:												
2	Horses and mules, excluding colts.....number..	759	8,477	58	319	80	258	15	59	13	67	42	158
3	Cows and heifers kept mainly for milk.....number..	566	2,787	39	184	76	290	9	27	12	36	52	256
4beef.....number..	243	2,700	22	325	29	314	1	2	7	163	3	9
5	Other cattle, including calves.....number..	668	7,527	52	672	82	1,055	13	87	10	140	44	373
6	Sows and gilts.....number..	78	270	7	8	4	21	2	8	5	28	4	7
7	Other hogs, excl. pigs under 3 mos. old.....number..	200	1,322	31	97	25	90	7	36	8	34	21	70
8	Cash-grain farms:												
9	Horses and mules, excluding colts.....number..	160	806	18	131	3	21			9	31	3	23
10	Cows and heifers kept mainly for milk.....number..	50	227	8	27	1				3	10	2	6
11beef.....number..	22	159	0	90								
12	Other cattle, including calves.....number..	60	832	17	435	1	8			3	17	1	1
13	Sows and gilts.....number..	15	19	4	5					3	4	1	2
14	Other hogs, excl. pigs under 3 mos. old.....number..	21	101	0	38					3	15	1	3
15	Cotton farms:												
16	Horses and mules, excluding colts.....number..	2,124	10,956									282	1,131
17	Cows and heifers kept mainly for milk.....number..	1,489	4,848									249	628
18beef.....number..	83	843									10	107
19	Other cattle, including calves.....number..	1,046	7,989									160	990
20	Sows and gilts.....number..	93	400									13	29
21	Other hogs, excl. pigs under 3 mos. old.....number..	212	1,970									61	195
22	Crop-specialty farms:												
23	Horses and mules, excluding colts.....number..	498	2,541	24	118	24	97	65	313	10	30	47	182
24	Cows and heifers kept mainly for milk.....number..	308	1,200	11	36	11	28	42	122	10	18	46	158
25beef.....number..	48	1,015	7	36	7	81	7	52	1	4	4	35
26	Other cattle, including calves.....number..	301	4,055	10	130	13	120	40	968	5	17	36	400
27	Sows and gilts.....number..	30	54	2	2	2	3	4	8	2	2	4	8
28	Other hogs, excl. pigs under 3 mos. old.....number..	88	459	8	18	5	11	16	72	3	5	9	62
29	Fruit farms:												
30	Horses and mules, excluding colts.....number..	160	488	4	29	5	20	7	25	2	10	2	7
31	Cows and heifers kept mainly for milk.....number..	113	210	1	1	3	5	6	18	1	3		
32beef.....number..	15	107	1	8	2	18					1	6
33	Other cattle, including calves.....number..	69	355			4	19	5	22	1	21	1	26
34	Sows and gilts.....number..	8	29										
35	Other hogs, excl. pigs under 3 mos. old.....number..	19	144	1	1			2	6				
36	Truck farms:												
37	Horses and mules, excluding colts.....number..	329	1,292	3	19	20	110			1	2	3	6
38	Cows and heifers kept mainly for milk.....number..	150	563	1	10	21	79			2	4	1	4
39beef.....number..	21	112	1	5	3	18					1	4
40	Other cattle, including calves.....number..	111	919	2	8	17	148					2	7
41	Sows and gilts.....number..	10	32	1	3	1	1						
42	Other hogs, excl. pigs under 3 mos. old.....number..	44	292	2	8	8	32						
43	Dairy farms:												
44	Horses and mules, excluding colts.....number..	521	2,045			23	64	7	48	1	1	16	88
45	Cows and heifers kept mainly for milk.....number..	719	16,216			47	737	11	126	12	363	18	247
46beef.....number..	40	584			11	134			1	4	2	36
47	Other cattle, including calves.....number..	701	18,533			46	1,077	10	82	11	235	18	440
48	Sows and gilts.....number..	54	149			4	8					3	6
49	Other hogs, excl. pigs under 3 mos. old.....number..	98	1,302			9	40	2	8	1	16	6	22
50	Animal-specialty farms:												
51	Horses and mules, excluding colts.....number..	291	2,319	18	135	10	44	18	145			16	131
52	Cows and heifers kept mainly for milk.....number..	156	970	7	19	4	18	9	32			9	60
53beef.....number..	173	6,743	10	378	9	158	11	587			10	805
54	Other cattle, including calves.....number..	266	9,087	15	395	13	591	18	742			17	691
55	Sows and gilts.....number..	73	556	5	8	4	17	5	34			4	5
56	Other hogs, excl. pigs under 3 mos. old.....number..	96	3,246	11	58	3	95	6	184			6	43
57	Stock ranches:												
58	Horses and mules, excluding colts.....number..	3,245	36,793	887	8,779	257	2,511	412	5,244	115	2,020	52	1,102
59	Cows and heifers kept mainly for milk.....number..	437	1,541	43	180	83	274	13	37	44	136	13	25
60beef.....number..	2,003	231,745	346	13,844	279	30,549	205	11,729	110	18,801	70	18,037
61	Other cattle, including calves.....number..	1,788	205,009	192	10,482	307	45,005	125	10,368	115	26,123	69	18,237
62	Sows and gilts.....number..	95	317	9	18	16	50			27	71	4	10
63	Other hogs, excl. pigs under 3 mos. old.....number..	194	1,533	29	76	35	257	3	5	29	307	2	6
64	Poultry farms:												
65	Horses and mules, excluding colts.....number..	224	600	3	11	55	151	9	25			15	44
66	Cows and heifers kept mainly for milk.....number..	328	900	6	13	61	196	4	0	1	1	24	40
67beef.....number..	41	305	2	88	19	125					1	0
68	Other cattle, including calves.....number..	250	1,471	5	148	62	463	3	6	1	11	11	38
69	Sows and gilts.....number..	11	30			2	3						
70	Other hogs, excl. pigs under 3 mos. old.....number..	23	103	1	1	4	8					2	7
71	Self-sufficing farms:												
72	Horses and mules, excluding colts.....number..	580	2,329	61	225	50	151	28	98	38	112	9	20
73	Cows and heifers kept mainly for milk.....number..	306	1,639	31	68	37	84	24	48	31	79	9	20
74beef.....number..	161	1,059	15	78	21	153	4	23	4	24	1	5
75	Other cattle, including calves.....number..	346	1,769	38	350	50	326	20	105	22	67	7	14
76	Sows and gilts.....number..	30	56	3	3	5	10			2	7		
77	Other hogs, excl. pigs under 3 mos. old.....number..	86	223	22	32	11	25			9	22	2	5
78	Abnormal and unclassified farms:												
79	Horses and mules, excluding colts.....number..	1,552	13,174	226	1,111	125	498	105	564	47	5,284	42	146
80	Cows and heifers kept mainly for milk.....number..	863	2,870	70	153	100	308	37	117	33	76	29	70
81beef.....number..	423	30,727	38	671	60	1,229	15	192	18	28,066	10	1,266
82	Other cattle, including calves.....number..	906	58,844	59	622	128	2,706	40	1,052	47	42,750	28	689
83	Sows and gilts.....number..	53	683	8	32	7	15			23	9	51	23
84	Other hogs, excl. pigs under 3 mos. old.....number..	191	1,095	37	67	11	28			12	163	6	8
85	SPECIFIED ITEMS, BY TWO TYPES OF FARMS												
86	Steers, 2 years old and over.....number..		50,538		2,008		6,831		2,494		2,593		1,876
87All other.....number..		11,640		314		390		135		2,015		466
88All other.....number..	2,103	964,459	867	317,943	5	5,935	410	254,256	2	25	1	4,403
89	Sheep, excluding lambs.....number..	570	45,566	213	14,538	2	41	18	667	1	17	21	814
90Dairy.....number..	742	16,695			50	943	11	129	12	345	18	265
91	All cows milked.....number..	5,342	17,918	302	1,000	568	1,700	158	403	176	410	486	1,412
92Of beef or dual-purpose.....number..	81	1,004			14	109	4	9	1	52	2	9
93breeding.....number..	1,299	3,904	161	651	286	818	40	151	127	275	71	182
94	Milk produced.....number..	742	11,971,465			50	512,444	11	81,784	12	286,172	18	172,964
95All other.....No. and gals.....number..	5,342	9,033,144	302	322,922	568	555,700	158	167,738	176	141,569	486	761,629
96Dairy.....gallons.....number..		717				543		634		829		653
97All other.....gallons.....number..		504		323		327		416		840		539
98	Whole milk sold.....number..		10,138,879				422,943		74,613		272,980		76,284
99All other.....gallons.....number..		1,845,304		20,630		21,135		41,369		11,553		12,870
100Dairy.....pounds.....number..		605,538				9,319						32,273
101All other.....pounds.....number..		709,541		18,937		30,488</						

AGRICULTURE—ARIZONA

COUNTY TABLE V.—TYPE OF FARM, BY SIZE, 1930

[See Note, bottom of p. 8]

TYPE AND SIZE (See definitions in Introduction)		THE STATE	Apache	Cochise	Cococino	Gila	Graham	Greenlee	Maricopa	Mohave	Navajo	Pima	Pinal	Santa Cruz	Yavapai	Yuma
		Number	Number	Number	Number	Number	Number	Number	Number	Number	Number	Number	Number	Number	Number	Number
1	General farms:															
2	Under 3 acres.....	17	1	2		2	3		2	2		2				3
3	3 to 9 acres.....	85	4	2			0	2	56		8		4			3
4	10 to 19 acres.....	132	2				2	3	76		7	8	27			7
5	20 to 49 acres.....	306	12	10			19	16	133	3	18	43	38	1	5	8
6	50 to 99 acres.....	128	8	10	2	3	16	12	30	2	4	7	12	2	12	8
7	100 to 174 acres.....	153	15	35	7	13	6	8	11	3	12	8	6	4	21	4
8	175 to 259 acres.....	44	0	9	3		3	1	5		5		6	3	2	1
9	260 to 499 acres.....	61	8	10	4		3	1	6		12	4	2	1	3	1
10	500 acres and over.....	53	7	19	4		1		4	6	6	3	4	2	1	1
11	Cash-grain farms:															
12	Under 20 acres.....	10					2		11				3			
13	20 to 49 acres.....	87	2			1	2		60				2			
14	50 to 99 acres.....	39	1	3			1		18		10		6			
15	100 to 174 acres.....	32	8			8	1		12		2		1			
16	175 acres and over.....	17	0				1		6				2			
17	Cotton farms:															
18	3 to 9 acres.....	78					15	1	57				3			2
19	10 to 19 acres.....	221					23	3	165				13			17
20	20 to 49 acres.....	883					102	17	553			9	65			137
21	50 to 99 acres.....	657					112	23	342			19	34			127
22	100 to 174 acres.....	494					70	7	259			14	38			106
23	175 to 259 acres.....	147					21	3	68			9	11			35
24	260 to 499 acres.....	164					6		99			6	23			30
25	500 to 999 acres.....	66					5		40			3	10			8
26	1,000 acres and over.....	34					1		26			1	4			2
27	Crop-specialty farms:															
28	3 to 9 acres.....	24	5				5	1	12				1			
29	10 to 19 acres.....	44	1				5	1	31		1		3		1	1
30	20 to 49 acres.....	174	5			4	18	7	89		13		1	2	7	16
31	50 to 99 acres.....	106	3	6	1	2	19		39		3	3	3	2	5	16
32	100 to 174 acres.....	156	6	8	40	3	15	3	35		6	2	4	4	10	20
33	175 to 499 acres.....	110	3	6	28	1	2		31		2	6	5	3	8	15
34	500 acres and over.....	26	3	3	1				9		3	2	1		2	2
35	Fruit farms:															
36	Under 3 acres.....	7					1		6							
37	3 to 9 acres.....	97	3	1	1				84	1	2				1	4
38	10 to 19 acres.....	131	1	3	1				121							5
39	20 to 49 acres.....	140	1	1	3	1			119	2					5	8
40	50 to 99 acres.....	42			4	1	2		25		3				4	3
41	100 to 174 acres.....	32		5	2	1			13	1			1		6	3
42	175 to 259 acres.....	9			2				3	1			1		2	2
43	260 to 499 acres.....	15		2					4				2		5	2
44	500 acres and over.....	10							5		1		4		2	2
45	Truck farms:															
46	Under 3 acres.....	4	1													
47	3 to 9 acres.....	34		1		1	1	1	21		1	1	1		2	2
48	10 to 19 acres.....	54		3		2	1	1	33		3	3	3		6	6
49	20 to 49 acres.....	92		3					47	4	3	9	6		9	3
50	50 to 99 acres.....	83		5			1	2	63			2	4		6	6
51	100 to 174 acres.....	108	1	3		3			74	3	1	5	4		5	3
52	175 to 259 acres.....	21		2					17				2		6	6
53	260 to 499 acres.....	26		0					12		1		1		1	1
54	500 acres and over.....	10	1	3					8		2		2		2	2
55	Dairy farms:															
56	Under 10 acres.....	50		6	1	7		3	35	1	1	2	1		2	
57	10 to 19 acres.....	68		2		1	1		55	1	1	2	1		1	1
58	20 to 49 acres.....	215		2	1	2	5	1	175		3	5	2		3	2
59	50 to 99 acres.....	182		3		1	2	1	140		3	11	5	2	5	4
60	100 to 174 acres.....	122		12	7		9		61	1	6	9	7	2	4	5
61	175 to 499 acres.....	50		12	1		1		22	1	2	5	0	6	2	1
62	500 acres and over.....	38		13	1	1			3		4	4	2	5	3	1
63	Animal-specialty farms:															
64	Under 20 acres.....	40	1	1	1		2	3	4	5	0	8	4		2	
65	20 to 49 acres.....	76	3	1	3		2	3	23	4	4	22	9	1	2	
66	50 to 99 acres.....	66	3	2	2		5	3	16		4	12	11	3	5	
67	100 to 174 acres.....	77	7	8	7		2	2	14	1	10	2	5	5	11	3
68	175 to 499 acres.....	44	4	4	5		3	2	8	3	6	5	1		3	1
69	500 acres and over.....	17	1				4	1	5			1	1		3	1
70	Stock ranches:															
71	Under 3 acres.....	1,305	348	3	270	5	24	9	11	66	523	12	4	2	17	2
72	3 to 9 acres.....	1,133	470	3	153	60	9	14	15	4	325	30	5	6	33	4
73	10 to 19 acres.....	369	44	44	7	47	10	21	17	29	19	34	7	35	49	6
74	20 to 49 acres.....	296	17	65	13	4	15	13	8	47	13	30	15	12	44	
75	50 to 99 acres.....	306	27	121	8	4	15	7	6	24	11	19	6	18	30	1
76	100 to 174 acres.....	99	15	38	3		8	2	2	1	3	7	2	3	15	
77	175 to 499 acres.....	152	25	39	7	1	6		2	10	20	13	4	4	21	
78	500 acres and over.....															
79	Poultry farms:															
80	Under 3 acres.....	92	1	1		5	9		29	3	4	30			6	4
81	3 to 9 acres.....	177		3		3	14	1	112	1	1	29	2		9	2
82	10 to 19 acres.....	108	1	4		3	8	2	65	2	1	18	1		5	1
83	20 to 49 acres.....	83	2	9		5	5	5	33		2	7	9	1	12	3
84	50 to 99 acres.....	45	1	14	3	1	2	3	4		3	3	5		9	
85	100 to 174 acres.....	52		22	3	4	4	1	2	4	1	3	4	2	6	
86	175 to 259 acres.....	10		4	1			1	1		1	1	1		1	
87	260 to 499 acres.....	28	1	10	2		2		1	1		1	1		3	
88	500 to 999 acres.....	18		10			2		1			3			3	
89	1,000 acres and over.....	7	1	6							1				3	
90	Self-sufficing farms:															
91	Under 3 acres.....	32	5			3			8		12	1			2	1
92	3 to 9 acres.....	124	24	3	1	6	3	4	44		20		9	2	7	1
93	10 to 19 acres.....	83	8	3	3	4	1	1	13	1	7	19	9	10	1	1
94	20 to 49 acres.....	156	9	8	3	9	3	2	11	3	5	41	40	1	14	7
95	50 to 99 acres.....	78	5	7												

COUNTY TABLE VII.—TYPE OF FARM, BY TENURE OF FARM OPERATOR, 1930

[See Note, bottom of p. 8]

	TYPE, BY TENURE OF OPERATOR (See definitions in Introduction)	THE STATE	Apache	Cochise	Cococino	Gila	Graham	Greenlee	Mari-copa	Mo-have	Navajo	Pima	Pinal	Santa Cruz	Yavapai	Yuma
			Number	Number	Number	Number	Number	Number	Number	Number	Number	Number	Number	Number	Number	Number
1	General farms:															
2	Full owners.....	736	40	59	9	16	43	30	256	12	49	70	88	11	26	27
3	Part owners.....	111	13	24	3		5	3	33		17		7		5	1
4	Managers.....	11	1	1		1			3				2		3	
5	Tenants—															
6	Cash.....	63	2	13	1		4	4	24	2	1	1			6	5
7	Other.....	58	7	6	3	1	7	6	7	1	5	4	2	2	4	3
8	Cash-grain farms:															
9	Full owners.....	139	9			4	2		88		11		25			
10	Part owners.....	22	6				1		9		1		5			
11	Managers.....	4							3				1			
12	Tenants—															
13	Cash.....	11	2	1					6				2			
14	Other.....	15	3	2		5	3		1				1			
15	Cotton farms:															
16	Full owners.....	1,331					171	16	827			21	108			188
17	Part owners.....	493					60	9	271			21	30			102
18	Managers.....	82							51			6	7			19
19	Tenants—															
20	Cash.....	276					27	10	105			2	27			45
21	Other.....	562					97	19	295			12	20			110
22	Crop-specialty farms:															
23	Full owners.....	357	20	9	38	8	20	6	153		15	10	10	7	19	33
24	Part owners.....	90	2	1	22		7		30		8	1	1	1	2	16
25	Managers.....	36	1		1		1		10		1	4	1		4	7
26	Tenants—															
27	Cash.....	40		7	2	1		1	16		1	2	4	2	4	
28	Other.....	111	3	12	12	1	27	6	25		3	1	3	1	4	14
29	Fruit farms:															
30	Full owners.....	355	4	8	8	2	3		239	5	5		3		15	13
31	Part owners.....	14		1					10		1					2
32	Managers.....	93			1	1			71				4		4	12
33	Tenants—															
34	Cash.....	9		2	1				4						2	
35	Other.....	12	1	1	1				6				1		2	
36	Truck farms:															
37	Full owners.....	173	1	13			2		92	7	5	9	10		23	11
38	Part owners.....	46	2	7					25	2	4	3			2	1
39	Managers.....	70							67				3			
40	Tenants—															
41	Cash.....	97		12		0			50		2	7	2		5	7
42	Other.....	58		3			1	4	35		3	2	3		3	4
43	Dairy farms:															
44	Full owners.....	425		32	4	8	17	2	276	6	13	28	12	9	12	6
45	Part owners.....	104		8	1				69		5	12	2	5	2	
46	Managers.....	19		1					12			1	2		2	1
47	Tenants—															
48	Cash.....	146		8	3	4		3	101	1	2	4	0	5	4	2
49	Other.....	49		2	2		1		39			3	1		1	
50	Animal-specialty farms:															
51	Full owners.....	234	12	12	12		12	13	40	11	24	43	28	7	18	3
52	Part owners.....	36	5	3	3		1		12		5	2	1		2	1
53	Managers.....	11							7			2			2	
54	Tenants—															
55	Cash.....	26	1		1		3	1	8	2	2	2	2	1	3	1
56	Other.....	14	1		2		2		3		1	1	2	1	1	1
57	Stock ranches:															
58	Full owners.....	3,000	878	116	445	109	56	46	29	152	870	98	27	52	121	10
59	Part owners.....	437	59	163	6	3	17	15	10	13	34	24	11	21	61	
60	Managers.....	103		12	18	7	8		16	4		13	2	2	20	1
61	Tenants—															
62	Cash.....	72	5	17	1	2	3	3	5	9	7	3	2	5	8	2
63	Other.....	30	4	5			3	2	1	3	3	7	1	2	8	
64	Poultry farms:															
65	Full owners.....	505	5	67	6	4	40	9	196	9	6	88	19	1	45	10
66	Part owners.....	32	2	10	2		2		11		1	1	1		1	
67	Managers.....	13		2					7		1	1	1			
68	Tenants—															
69	Cash.....	53		7	1	4			26		1	3	1	2	7	1
70	Other.....	22		2		1	4	2	7	1	2	2		1	1	
71	Self-sufficing farms:															
72	Full owners.....	577	00	00	21	39	6	9	69	27	54	77	81	9	52	13
73	Part owners.....	38	10	6	3		1		1	3	5	1	2		1	
74	Managers.....															
75	Tenants—															
76	Cash.....	43		5	3	6	1	2	9		3	3	2	2	7	
77	Other.....	40	9	4	1		3	1	1	3	5	2	3	3	12	2
78	Abnormal and unclassified farms:															
79	Full owners.....	1,886	230	141	97	55	45	20	490	90	77	131	296	47	108	60
80	Part owners.....	130	22	20	13		2	2	25	7	18	4	17	3	3	3
81	Managers.....	103	4	3	6	4	3		30	4	6	8	13	2	18	10
82	Tenants—															
83	Cash.....	279	6	27	10	9	7	3	109	3	4	7	40	12	17	16
84	Other.....	230	14	13	21	4	22	10	48	6	6	11	48	5	10	12

COUNTY TABLE VIII.—SPECIFIED FARM EXPENDITURES, 1929, BY TYPE OF FARM

[See NOTE, bottom of p. 8]

ITEM AND TYPE (See definitions in Introduction)	THE STATE		ATAACHE		COCHISE		COCONINO		GILA		GRAHAM		GREENLEE	
	Farms reporting	Expenditures	Farms reporting	Expenditures	Farms reporting	Expenditures	Farms reporting	Expenditures	Farms reporting	Expenditures	Farms reporting	Expenditures	Farms reporting	Expenditures
	Number	Dollars	Number	Dollars	Number	Dollars	Number	Dollars	Number	Dollars	Number	Dollars	Number	Dollars
Feed:														
All types.....	6,885	3,471,950	491	83,442	693	359,090	200	68,299	176	122,365	414	168,664	119	29,695
General.....	533	104,246	29	3,225	91	20,624	14	1,820	5	725	32	5,952	21	3,935
Cash-grain.....	37	18,711	3	205	3	562			1	80	2	426		
Cotton.....	1,517	418,782									175	32,865	20	1,933
Crop-specialty.....	384	63,763	7	655	18	3,471	46	10,464	7	460	29	1,099	1	400
Fruit.....	200	34,205	1	25	5	605	10	1,310			2	118		
Truck.....	313	94,662	1	40	23	5,258			2	330	2	20		
Dairy.....	590	731,954			47	107,882	9	13,420	12	72,786	14	15,116	3	3,570
Animal-specialty.....	179	170,403	4	452	14	3,092	14	5,900			11	2,452	10	1,225
Stock-ranch.....	1,369	508,924	325	58,880	243	85,262	37	17,323	84	30,733	71	26,284	35	10,829
Poultry.....	570	568,824	5	2,205	81	92,305	9	6,807	7	4,424	42	44,007	10	5,983
Self-sufficing.....	330	32,681	39	3,278	56	7,329	21	2,631	19	1,733	6	508	8	597
Abnormal and unclassified.....	964	727,601	77	14,417	111	32,029	46	8,555	30	11,061	28	28,663	11	1,173
Fertilizer:														
All types.....	524	176,021	2	590	17	592	4	141	2	270	6	694		
General.....	34	3,067			3	151								
Cash-grain.....	2	105	1	90										
Cotton.....	66	14,793									6	694		
Crop-specialty.....	20	4,801					1	25						
Fruit.....	208	102,188					1	50						
Truck.....	112	40,623			4	156								
Dairy.....	9	420			1	15			1	200				
Animal-specialty.....	5	1,500			1	25								
Stock-ranch.....	4	197			3	52								
Poultry.....	8	573			2	28								
Self-sufficing.....	1	7												
Abnormal and unclassified.....	55	7,720	1	500	3	166	2	60	1	70				
Labor:														
All types.....	6,158	10,388,621	221	129,370	352	206,808	167	113,127	140	103,257	471	496,281	119	44,421
General.....	430	228,360	30	3,886	37	6,037	11	1,247	8	1,264	37	10,682	29	7,701
Cash-grain.....	51	47,364	2	310	3	228			2	290	3	225		
Cotton.....	2,040	5,302,706									295	304,419	33	14,907
Crop-specialty.....	456	615,833	14	2,200	17	15,531	60	14,124	6	544	46	25,369	8	1,687
Fruit.....	362	672,285			3	1,105	7	4,280	3	1,160	1	80		
Truck.....	332	1,261,309	2	122	16	7,599			2	2,009				
Dairy.....	517	650,705			28	28,557	8	5,720	11	23,786	13	13,016	2	1,140
Animal-specialty.....	160	158,844	6	1,720	8	3,063	11	2,006			10	2,530	7	1,707
Stock-ranch.....	863	1,116,399	121	107,404	166	121,085	31	67,610	78	64,132	41	70,118	20	15,384
Poultry.....	278	74,338	4	635	27	6,396	5	1,416	1	200	18	4,062	7	1,060
Self-sufficing.....	111	4,099	13	812	12	504	8	200	10	341				
Abnormal and unclassified.....	558	456,922	29	12,221	35	15,903	26	10,524	20	9,550	7	4,830	7	775

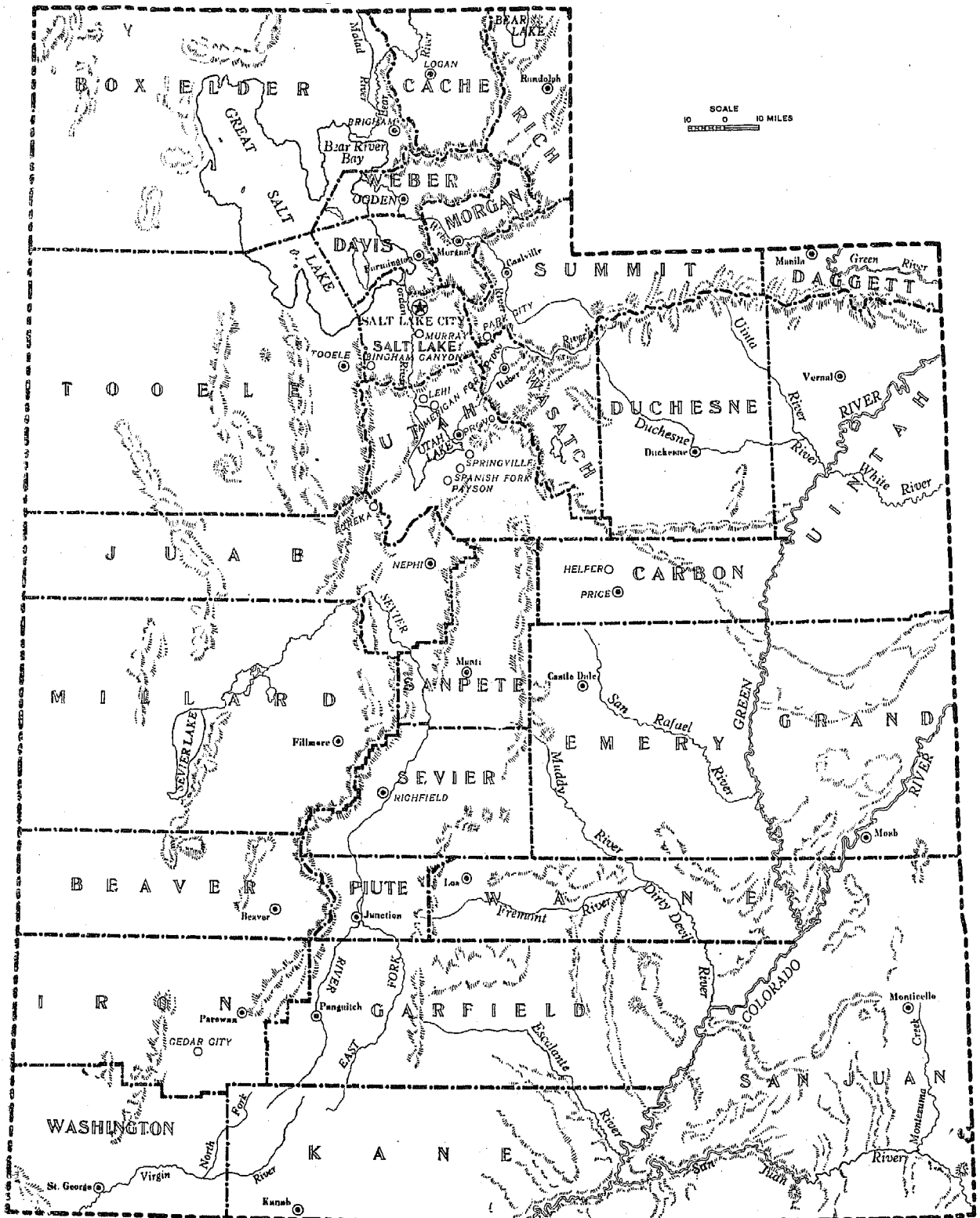
ITEM AND TYPE (See definitions in Introduction)	MARICOPA		MOHAVE		NAVAJO		PIMA		PINAL		SANTA CRUZ		YAVAPAI		YUMA	
	Farms reporting	Expenditures	Farms reporting	Expenditures	Farms reporting	Expenditures	Farms reporting	Expenditures	Farms reporting	Expenditures	Farms reporting	Expenditures	Farms reporting	Expenditures	Farms reporting	Expenditures
	Number	Dollars	Number	Dollars	Number	Dollars	Number	Dollars	Number	Dollars	Number	Dollars	Number	Dollars	Number	Dollars
Feed:																
All types.....	2,693	1,584,717	242	67,548	238	55,943	310	306,612	291	133,057	121	72,487	493	314,052	598	126,079
General.....	198	42,790	11	1,421	30	3,627	14	2,502	25	2,054	10	2,514	37	7,830		
Cash-grain.....	26	7,091							5	1,348					260	75,848
Cotton.....	959	266,637					38	9,597	65	32,052						
Crop-specialty.....	113	32,894			5	422	2	140	0	1,405	4	1,085				
Fruit.....	148	24,784	4	730	3	80			5	1,551			19	5,251	27	5,417
Truck.....	205	69,907	6	486	5	425	14	2,212	12	6,140			15	1,802	15	3,254
Dairy.....	377	262,598	6	6,030	10	9,631	43	103,393	19	31,485	18	17,631	20	6,720	13	3,124
Animal-specialty.....	59	106,375	6	1,505	9	1,407	12	12,626	12	17,822	4	2,045	22	9,411	2	7,687
Stock-ranch.....	31	44,931	133	33,376	102	18,294	49	13,426	25	12,934	67	41,820	172	108,557	5	6,232
Poultry.....	230	187,486	10	6,646	9	9,248	88	140,425	14	5,048	3	1,930	52	54,410	10	3,720
Self-sufficing.....	48	6,024	19	1,800	19	1,085	10	1,207	22	931	3	225	52	6,748	8	1,130
Abnormal and unclassified.....	299	533,310	47	6,494	40	11,784	40	21,317	84	10,331	22	5,287	74	33,872	36	8,778
Fertilizer:																
All types.....	381	136,498	1	140	2	170	9	1,048	8	1,513			12	1,126	80	33,234
General.....	24	2,205	1	140					1	50			2	280	3	271
Cash-grain.....	1	15														
Cotton.....	24	6,382					3	677	1	70					32	6,970
Crop-specialty.....	7	1,222													12	3,554
Fruit.....	185	83,978							2	600			3	275	17	17,285
Truck.....	91	36,834					1	10	4	798			4	452	8	2,373
Dairy.....	7	205														
Animal-specialty.....	2	1,350			1	25							1	100		
Stock-ranch.....					1	145										
Poultry.....	5	515					1	80								
Self-sufficing.....													1	4		
Abnormal and unclassified.....	35	3,792					4	331					1	15	8	2,731
Labor:																
All types.....	2,982	6,257,223	104	50,808	163	55,499	245	481,793	227	562,675	86	73,834	294	373,454	617	1,440,518
General.....	172	140,216	3	86	25	3,287	8	2,495	18	18,947	7	2,660	22	3,745	28	25,547
Cash-grain.....	37	32,739							4	13,572						
Cotton.....	1,153	3,428,593					58	171,577	89	324,805					412	993,460
Crop-specialty.....	182	290,019			10	920	11	26,174	10	6,052	6	2,730	22	16,590	65	113,893
Fruit.....	302	584,925	1	40	1	30			6	35,499			14	8,193	24	36,973
Truck.....	245	970,194	2	350	6	860	12	11,410	10	60,210			17	3,370	20	205,191
Dairy.....	357	318,308	3	1,765	11	5,946	30	74,170	14	27,590	8	3,725	17	30,827	9	15,280
Animal-specialty.....	50	111,683	3	1,780	15	1,201	8	8,750	8	5,303	3	770	19	11,175	3	6,656
Stock-ranch.....	33	124,715	65	35,944	51	27,878	50	102,618	25	45,510	47	45,732	123	276,069	6	8,140
Poultry.....	138	87,540	4	402	3	2,628	33	12,076	6	1,268	1	207	24	5,192	7	1,250
Self-sufficing.....	29	1,304	6	317	5	263	8	375	5	126	1	50	9	330	5	77
Abnormal and unclassified.....	255	216,981	17	7,122	26	12,477	21	72,148								

UTAH

273

UTAH

COUNTIES, PRINCIPAL CITIES, RIVERS, AND MOUNTAINS



COUNTY TABLE I.—FARMS AND FARM ACREAGE, 1930 AND 1929, BY TYPE OF FARM

[See NOTE, bottom of p. 8]

ITEM AND TYPE OF FARM (See definitions in Introduction)		THE STATE	Beaver	Box Elder	Cache	Carbon	Daggett	Davis	Duchesne	Emery	Garfield
FARMS, BY TYPE, 1930											
		<i>Number</i>	<i>Number</i>	<i>Number</i>	<i>Number</i>	<i>Number</i>	<i>Number</i>	<i>Number</i>	<i>Number</i>	<i>Number</i>	<i>Number</i>
1	All types.....	27,159	395	1,977	2,372	285	52	1,481	1,050	768	513
2	General.....	5,400	51	372	353	49	6	215	334	311	90
3	Cash-grain.....	1,609	—	501	203	19	6	12	13	62	7
4	Crop-specialty.....	4,005	50	396	487	58	11	316	132	32	50
5	Fruit.....	990	—	116	24	1	—	140	1	11	—
6	Truck.....	—	2	30	17	—	—	260	—	4	—
7	Dairy.....	3,373	150	121	302	26	1	139	173	24	9
8	Animal-specialty.....	2,106	28	64	46	7	3	54	77	62	50
9	Stock-ranch.....	2,388	48	119	44	32	18	2	149	65	177
10	Poultry.....	1,830	7	118	133	2	—	72	7	14	—
11	Self-sufficing.....	922	8	15	19	19	—	20	80	61	49
12	Abnormal.....	3,183	40	106	185	52	3	173	37	94	78
13	Institution or country estate.....	8	—	1	1	1	—	1	—	—	—
14	Part-time.....	3,078	38	91	179	50	3	165	36	91	78
15	Boarding and lodging.....	17	—	—	1	—	—	—	—	1	—
16	Horse farm, feed lot, or livestock dealer.....	80	2	15	4	1	—	12	1	2	—
17	Unclassified.....	628	11	19	19	20	4	44	47	18	3
FARM LAND, BY TYPE											
		<i>Acres</i>	<i>Acres</i>	<i>Acres</i>	<i>Acres</i>	<i>Acres</i>	<i>Acres</i>	<i>Acres</i>	<i>Acres</i>	<i>Acres</i>	<i>Acres</i>
18	All land in farms, 1930:										
19	All types.....	5,813,101	67,075	667,895	582,068	30,869	24,832	102,857	173,068	115,067	111,421
20	General.....	644,778	4,040	63,298	30,282	4,903	927	13,489	49,693	39,414	13,975
21	Cash-grain.....	538,392	—	250,911	77,378	1,597	1,972	2,614	1,364	15,364	1,000
22	Crop-specialty.....	436,774	5,538	50,049	40,882	6,778	2,977	17,792	17,461	5,117	7,670
23	Fruit.....	30,666	—	7,919	485	—	—	3,880	—	643	—
24	Truck.....	26,553	—	1,233	354	—	—	7,392	—	2,068	—
25	Dairy.....	830,348	14,195	13,838	64,707	4,297	—	10,553	27,606	3,513	1,555
26	Animal-specialty.....	346,113	4,017	16,698	10,346	965	480	3,309	13,884	8,500	6,512
27	Stock-ranch.....	2,874,201	21,766	228,384	148,489	7,072	17,357	90,931	46,893	24,548	68,499
28	Poultry.....	70,210	989	4,717	—	—	—	1,551	1,525	1,558	—
29	Self-sufficing.....	64,101	780	1,642	374	695	—	642	6,742	5,733	4,677
30	Abnormal.....	147,756	3,223	7,536	3,290	2,652	300	2,903	3,306	5,603	7,322
31	Part-time.....	140,200	3,223	6,946	3,220	2,652	300	2,380	3,306	5,603	7,322
32	Boarding and lodging.....	600	—	—	—	—	—	—	—	—	—
33	Horse farm, feed lot, or livestock dealer.....	6,906	—	1,560	76	—	—	614	—	—	—
34	Unclassified.....	94,153	11,601	6,250	1,753	1,910	711	2,600	4,888	2,410	210
35	Average acres per farm, 1930:										
36	All types.....	207	170	333	185	108	478	110	165	152	217
37	General.....	119	97	170	111	100	155	63	149	127	155
38	Cash-grain.....	335	—	501	204	84	329	210	141	248	143
39	Crop-specialty.....	109	112	142	88	117	271	56	132	100	153
40	Fruit.....	40	—	68	20	—	—	28	—	58	—
41	Truck.....	37	—	41	21	—	—	27	—	607	—
42	Dairy.....	98	94	110	81	165	—	75	160	146	173
43	Animal-specialty.....	164	143	259	225	138	163	154	180	137	130
44	Stock-ranch.....	1,204	463	1,919	3,375	221	994	4,133	315	378	387
45	Poultry.....	38	141	40	35	—	—	22	189	111	—
46	Self-sufficing.....	70	98	109	20	37	—	27	84	94	95
47	Abnormal.....	47	86	71	18	53	133	16	92	62	94
48	Crop land harvested, 1929:										
49	All types.....	1,159,890	18,834	154,168	121,584	8,672	4,531	55,690	54,008	30,782	18,864
50	General.....	225,575	2,166	20,420	18,322	1,610	247	6,497	17,165	12,780	3,883
51	Cash-grain.....	186,228	—	80,238	33,417	796	406	1,310	816	3,008	331
52	Crop-specialty.....	198,885	3,103	25,150	26,842	2,620	986	11,324	7,659	1,933	2,223
53	Fruit.....	18,241	—	2,716	324	—	—	1,004	—	261	—
54	Truck.....	13,518	—	757	255	—	—	4,448	—	212	—
55	Dairy.....	129,070	6,646	4,327	31,467	1,568	—	3,847	9,751	813	380
56	Animal-specialty.....	130,149	1,665	5,928	4,174	189	135	3,266	4,380	2,946	2,335
57	Stock-ranch.....	176,161	4,240	10,151	3,094	837	2,637	668	10,422	3,871	7,706
58	Poultry.....	25,974	157	1,938	1,939	—	—	632	426	426	—
59	Self-sufficing.....	13,412	155	173	133	200	—	232	1,797	1,389	934
60	Abnormal.....	34,909	523	1,652	1,323	703	62	1,885	657	1,842	1,061
61	Part-time.....	30,861	523	822	1,271	703	62	1,861	657	1,842	1,061
62	Boarding and lodging.....	70	—	—	—	—	—	—	—	—	—
63	Horse farm, feed lot, or livestock dealer.....	3,978	—	830	52	—	—	434	—	—	—
64	Unclassified.....	7,798	179	709	244	159	58	91	1,180	683	11
65	Plowable pasture, 1929:										
66	All types.....	228,205	4,203	24,208	13,587	4,348	905	6,814	12,025	6,296	3,789
67	General.....	38,184	226	3,551	1,505	142	75	2,729	2,849	2,729	3,883
68	Cash-grain.....	16,628	—	9,393	1,344	128	60	90	301	717	80
69	Crop-specialty.....	22,496	56	2,764	3,140	1,340	210	844	623	230	191
70	Fruit.....	3,931	—	1,706	73	—	—	248	—	4	—
71	Truck.....	1,188	—	133	2	—	—	434	—	43	—
72	Dairy.....	28,676	506	937	4,151	963	—	2,212	2,163	408	41
73	Animal-specialty.....	19,223	152	361	480	22	20	1,698	720	256	266
74	Stock-ranch.....	72,915	2,071	3,807	2,524	1,213	150	57	2,721	604	2,048
75	Poultry.....	4,887	18	172	99	—	—	133	24	33	—
76	Self-sufficing.....	3,470	40	12	9	13	—	144	400	245	117
77	Abnormal.....	11,141	234	134	106	295	—	245	711	430	227
78	Unclassified.....	5,466	—	1,061	46	412	95	658	585	—	—
79	Other pasture (excl. woodland), 1929:										
80	All types.....	3,256,558	27,176	341,179	175,949	7,240	15,017	103,388	56,878	24,010	71,848
81	General.....	219,434	790	27,510	10,333	1,490	431	3,003	13,101	5,568	7,040
82	Cash-grain.....	137,250	—	68,888	16,101	144	480	209	234	1,175	306
83	Crop-specialty.....	123,530	916	18,462	5,275	860	991	2,537	2,753	1,171	3,852
84	Fruit.....	7,941	—	1,482	21	—	—	403	—	276	—
85	Truck.....	4,419	—	191	49	—	—	785	—	—	—
86	Dairy.....	164,171	3,329	4,606	15,064	365	—	2,325	9,186	559	973
87	Animal-specialty.....	120,447	1,010	7,815	4,428	165	40	2,991	4,237	1,537	2,846
88	Stock-ranch.....	2,391,206	10,469	205,063	121,516	3,018	12,983	89,138	23,273	10,148	48,800
89	Poultry.....	19,842	117	1,120	944	—	—	317	648	289	—
90	Self-sufficing.....	23,128	195	1,328	25	134	—	45	1,437	1,315	2,312
91	Abnormal.....	87,048	1,031	3,515	1,280	631	—	580	562	1,092	5,029
92	Unclassified.....	48,142	9,319	1,209	1,363	403	92	1,103	1,457	880	190

AGRICULTURE--UTAH

COUNTY TABLE I.—FARMS AND FARM ACREAGE, 1930 AND 1929, BY TYPE OF FARM—Continued

[See Note, bottom of p. 8]

ITEM AND TYPE OF FARM (See definitions in Introduction)		Grand	Iron	Juab	Kane	Millard	Morgan	Pluto	Rich	Salt Lake	San Juan
FARMS, BY TYPE, 1930											
	All types.....	Number 157	Number 588	Number 498	Number 200	Number 1,249	Number 247	Number 289	Number 273	Number 2,032	Number 442
1	General.....	11	83	89	16	248	68	46	34	343	37
2	Cash-grain.....	16	2	159		33		6	7	93	36
3	Crop-specialty.....	12	42	24	17	307	28	22	18	432	40
4	Fruit.....	2				1				105	1
5	Truck.....				1		25			331	8
6	Dairy.....		44	27	3	184	62	26	22	53	42
7	Animal-specialty.....	10	133	59		163	15	20	18	20	151
8	Stock-ranch.....	56	162	36	92	119	19	60	109	613	5
9	Poultry.....	6	9	19	1	24	22	5	4	74	15
10	Self-sufficing.....	5	38	14	14	43		8	5		
11	Abnormal.....	22	71	62	52	113	7	27	43	627	61
12	Institution or country estate.....		1							2	
13	Part-time.....	22	70	61	51	103	7	23	43	617	61
14	Boarding and lodging.....					1				2	
15	Horse farm, feed lot, or livestock dealer.....					4		4		6	
16	Unclassified.....	17	14	7	4	8	1	8	13	138	40
17											
FARM LAND, BY TYPE											
All land in farms, 1930:											
	All types.....	Acres 33,198	Acres 854,233	Acres 159,555	Acres 112,762	Acres 268,686	Acres 126,685	Acres 40,132	Acres 381,236	Acres 134,582	Acres 110,477
18	General.....	2,120	15,678	17,931	7,663	38,384	14,422	5,227	5,487	16,820	14,597
19	Cash-grain.....	1,570		60,312		10,068		535	3,204	24,821	15,769
20	Crop-specialty.....	1,312	8,418	5,420	5,712	48,723	6,515	2,190	8,324	20,792	11,983
21	Fruit.....									3,442	
22	Truck.....									1,840	
23	Dairy.....		5,937	2,591	718	10,263	15,623	2,938	3,654	19,332	1,895
24	Animal-specialty.....	2,051	28,210	12,002		33,166	5,996	3,330	2,977	5,008	5,103
25	Stock-ranch.....	21,572	272,394	50,411	80,859	103,043	79,199	20,085	337,920	10,618	32,018
26	Poultry.....	215	3,056	1,412		2,381	2,440	884	423	10,270	1,339
27	Self-sufficing.....	935	7,037	950	918	2,816		501	634	1,481	2,157
28	Abnormal.....	1,038	9,645	6,005	5,856	9,401	21	2,705	5,753	7,703	11,571
29	Part-time.....	1,038	9,645	6,005	5,856	8,248	21	925	5,753	7,484	11,571
30	Boarding and lodging.....										
31	Horse farm, feed lot, or livestock dealer.....					1,153		1,870		279	
32	Unclassified.....	2,309	3,779	2,815	2,081	821	150	1,557	12,756	3,937	13,145
33	Average acres per farm, 1930:										
	All types.....	211	592	322	504	216	513	175	1,396	46	260
34	General.....	193	189	201	479	155	212	114	161	49	395
35	Cash-grain.....	99		379		305		89	471	261	438
36	Crop-specialty.....	109	200	213	330	159	233	100	462	69	300
37	Fruit.....									18	
38	Truck.....							92		58	
39	Dairy.....		136	96	239	105	252	113	166	122	287
40	Animal-specialty.....	205	212	203		203	400	167	166	94	192
41	Stock-ranch.....	385	1,681	1,400	977	871	4,168	335	3,100	308	218
42	Poultry.....	36	340	74		99	111	147	106	17	268
43	Self-sufficing.....	187	185	68	66	74		74	127	20	144
44	Abnormal.....	47	138	98	115	84	3	104	134	12	190
45	Crop land harvested, 1929:										
	All types.....	4,200	22,698	36,660	5,834	74,223	11,972	12,936	48,969	60,132	15,832
46	General.....	424	3,095	5,072	513	13,631	3,168	2,322	2,024	9,130	2,230
47	Cash-grain.....	821		20,330		2,507		259	980	10,206	3,464
48	Crop-specialty.....	596	2,677	1,466	657	21,911	1,400	1,006	2,348	15,319	2,446
49	Fruit.....									1,613	
50	Truck.....							712		1,439	
51	Dairy.....		1,723	906	44	7,941	2,364	1,199	1,531	9,078	294
52	Animal-specialty.....	748	7,144	3,007		11,654	1,153	1,476	1,406	2,452	1,246
53	Stock-ranch.....	804	6,080	3,318	3,705	11,433	2,442	5,345	39,883	1,077	3,734
54	Poultry.....	115	120	457		1,025	598	330	101	5,044	249
55	Self-sufficing.....	44	781	201	225	958		125	21	307	221
56	Abnormal.....	146	802	650	596	3,107	14	738	675	3,321	1,195
57	Part-time.....	146	802	650	596	2,097	14	251	675	3,188	1,195
58	Boarding and lodging.....										
59	Horse farm, feed lot, or livestock dealer.....					1,010		487		133	
60	Unclassified.....	562	216	53	89	55	25	137		387	753
61	Plowable pasture, 1929:										
	All types.....	1,202	34,240	4,255	1,512	9,758	727	643	7,541	7,576	3,468
62	General.....	10	2,558	803	136	1,632	220	67	112	1,253	673
63	Cash-grain.....	319		1,193		293		97	24	76	297
64	Crop-specialty.....	77	2,221	30	154	1,176	130			740	573
65	Fruit.....									588	
66	Truck.....							24		30	
67	Dairy.....		1,603	99	31	1,609	236	5	260	2,257	
68	Animal-specialty.....	88	3,868	944		1,873	63	144	100	95	126
69	Stock-ranch.....	593	21,688	1,624	918	2,003	52	231	6,196	129	506
70	Poultry.....	30	304	30		10				700	490
71	Self-sufficing.....	12	445	73	10	73			5	98	108
72	Abnormal.....	35	1,225	532	263	129		92	284	1,433	465
73	Unclassified.....	68	330	100		25		7	500	170	320
74	Other pasture (excl. woodland), 1929:										
	All types.....	23,231	251,728	82,356	103,546	190,083	88,803	15,467	318,018	25,697	54,112
75	General.....	903	5,719	8,025	6,649	12,617	8,239	1,087	2,826	2,240	5,482
76	Cash-grain.....	136		17,772		3,464		39	1,645	1,803	4,847
77	Crop-specialty.....	410	985	2,725	4,701	9,772	4,328	190	5,445	6,887	4,366
78	Fruit.....									167	
79	Truck.....							1,416		94	
80	Dairy.....		909	605	638	4,274	11,847	737	1,547	4,409	884
81	Animal-specialty.....	339	9,074	4,208		10,105	4,370	798	1,345	1,106	2,596
82	Stock-ranch.....	18,637	229,271	44,316	84,248	75,672	56,772	10,852	288,361	6,293	24,497
83	Poultry.....	1	1,725	271		489	1,701	160	317	1,355	130
84	Self-sufficing.....	760	1,934	430	585	572		171	572	139	620
85	Abnormal.....	384	4,091	2,704	4,760	2,790		723	4,484	662	5,511
86	Unclassified.....	1,161	1,020	1,120	1,905	268	121	710	11,476	353	5,179

AGRICULTURE—UTAH

COUNTY TABLE I.—FARMS AND FARM ACREAGE, 1930 AND 1929, BY TYPE OF FARM—Continued

[See NOTE, bottom of p. 8]

ITEM AND TYPE OF FARM (See definitions in Introduction)		Snapete	Sevier	Summit	Tooele	Uintah	Utah	Wasatch	Washington	Wayne	Weber
FARMS, BY TYPE, 1930											
1	All types.....	Number 1,703	Number 1,038	Number 609	Number 434	Number 1,076	Number 3,561	Number 450	Number 666	Number 256	Number 1,776
2	General.....	415	219	92	46	288	846	118	187	52	381
3	Cash-grain.....	111	32	31	24	130	130	46	16	4	26
4	Crop-specialty.....	119	252	21	43	147	529	46	42	17	335
5	Fruit.....	2	2	5	5	8	425	32	32	4	121
6	Truck.....	20	6	144	36	142	99	14	11	13	126
7	Dairy.....	183	100	100	46	112	225	82	27	87	305
8	Animal-specialty.....	328	259	61	79	105	162	65	98	31	46
9	Stock-ranch.....	217	38	34	17	98	479	17	17	21	103
10	Poultry.....	54	20	5	25	86	86	8	73	21	44
11	Self-sufficing.....	55	20	5	25	86	86	8	73	21	44
12	Abnormal.....	191	49	50	90	122	403	49	133	18	220
13	Institution or country estate.....						1		1		
14	Part-time.....	190	42	49	90	122	382	48	130	18	213
15	Boarding and lodging.....		2	1			4	1	2		
16	Horse farm, feed lot, or livestock dealer.....	1	5				16				7
17	Unclassified.....	24	14	2	16	30	50	2	0	9	34
FARM LAND, BY TYPE											
All land in farms, 1930:											
18	All types.....	Acres 466,208	Acres 121,721	Acres 202,823	Acres 138,134	Acres 150,107	Acres 469,485	Acres 131,547	Acres 120,751	Acres 36,475	Acres 319,184
19	General.....	61,833	14,903	16,899	16,134	33,819	62,223	12,029	20,703	6,660	26,315
20	Cash-grain.....	19,076	5,157	13,299	13,299	3,224	19,272	3,224	4,032	405	5,547
21	Crop-specialty.....	12,384	20,241	2,460	14,882	22,927	42,862	3,992	5,477	2,288	20,888
22	Fruit.....						12,539		1,990	263	5,896
23	Truck.....	2,669	61				2,973		352		4,401
24	Dairy.....	14,021	6,813	22,799	7,729	18,508	13,971	8,078	1,638	2,145	23,036
25	Animal-specialty.....	53,433	38,034	16,409	7,509	15,189	17,290	8,459	2,607	12,475	7,199
26	Stock-ranch.....	284,969	25,455	137,551	63,336	40,184	270,753	95,117	57,294	7,847	219,213
27	Poultry.....	3,795	1,097	3,745	2,207		14,198	2,100	2,825		2,804
28	Self-sufficing.....	2,271	602	246	2,080	7,037	2,658	221	7,138	2,395	713
29	Abnormal.....	8,753	2,018	2,615	7,100	6,279	7,707	1,834	10,846	1,754	3,207
30	Part-time.....	8,753	1,592	2,615	7,100	6,279	6,426	1,384	10,846	1,754	2,930
31	Boarding and lodging.....						500				
32	Horse farm, feed lot, or livestock dealer.....		426				731				277
33	Unclassified.....	2,073	6,650	39	1,124	2,011	3,039	107	379	1,308	440
Average acres per farm, 1930:											
34	All types.....	274	117	398	318	140	132	292	184	142	180
35	General.....	149	68	184	351	117	74	102	143	109	89
36	Cash-grain.....	172	161	429	429	134	148	102	252	101	213
37	Crop-specialty.....	104	80	117	346	156	81	87	130	133	62
38	Fruit.....				547	45	29		62	66	45
39	Truck.....	114	10				30		25		35
40	Dairy.....	86	68	158	215	139	62	99	149	165	76
41	Animal-specialty.....	163	147	165	163	135	139	116	97	143	157
42	Stock-ranch.....	1,313	670	2,255	802	383	1,671	1,729	584	253	6,263
43	Poultry.....	70	36	110	130		30	124	137		27
44	Self-sufficing.....	41	33	49	83		31	28	98	113	16
45	Abnormal.....	46	43	53	70	51	19	29	83	97	15
Crop land harvested, 1929:											
46	All types.....	81,916	49,401	28,960	24,036	47,420	97,834	18,746	11,988	12,504	46,557
47	General.....	20,307	8,194	4,079	8,233	14,452	27,840	4,807	3,692	2,201	11,157
48	Cash-grain.....	7,013	2,295		4,835	1,337	7,693		956	207	2,427
49	Crop-specialty.....	6,079	13,235	1,306	2,118	9,918	20,096	2,495	1,165	924	9,869
50	Fruit.....				417	100	7,833		474	62	2,537
51	Truck.....	1,188	42				1,930		132		2,403
52	Dairy.....	6,109	3,586	8,593	1,828	5,559	6,490	2,805	198	678	9,319
53	Animal-specialty.....	20,162	17,743	6,487	2,445	7,106	7,008	4,200	668	5,335	2,812
54	Stock-ranch.....	15,676	2,440	5,099	7,508	3,201	7,508	3,201	2,526	2,020	2,905
55	Poultry.....	1,132	840	903	272		6,619	541	334		1,310
56	Self-sufficing.....	954	196	58	234	1,674	902	100	534	547	229
57	Abnormal.....	2,862	721	696	1,474	1,731	3,325	540	941	348	1,459
58	Part-time.....	2,862	433	696	1,474	1,731	2,645	540	941	348	1,322
59	Boarding and lodging.....						70				
60	Horse farm, feed lot, or livestock dealer.....		288				607				137
61	Unclassified.....	434	109	12	57	444	674	57	78	182	130
Plowable pasture, 1929:											
62	All types.....	7,444	6,075	5,085	19,583	10,113	11,447	5,370	8,808	297	6,545
63	General.....	1,328	829	989	4,207	2,320	2,001	994	2,970	68	1,813
64	Cash-grain.....	195	167		714	272	366		465		158
65	Crop-specialty.....	106	1,135	180	2,188	735	1,705	420	457		927
66	Fruit.....				805	19	226		84		180
67	Truck.....	8					227				287
68	Dairy.....	545	591	2,134	1,912	1,713	613	2,027	16	15	1,569
69	Animal-specialty.....	1,618	2,252	582	552	1,077	1,007	621	125		255
70	Stock-ranch.....	3,016	767	1,527	7,338	2,347	3,255	752	1,797	39	1,072
71	Poultry.....	213	247	109	787		689	146	579		103
72	Self-sufficing.....	70	46	3	362		539	88	580	25	33
73	Abnormal.....	216	41	137	511	520	497	403	1,497	100	128
74	Unclassified.....	126		15	117		213				20
Other pasture (excl. woodland), 1929:											
75	All types.....	321,873	39,181	169,081	67,562	56,108	288,952	97,284	68,356	7,854	244,743
76	General.....	29,997	3,288	9,411	4,360	7,821	17,420	2,432	11,318	770	9,564
77	Cash-grain.....	8,768	1,635		1,423	618	4,293		1,800	10	2,470
78	Crop-specialty.....	3,098	3,291	722	3,742	6,545	16,157	501	2,378	388	5,057
79	Fruit.....				850	81	2,351		669	10	1,891
80	Truck.....	567					401		68		1,808
81	Dairy.....	5,659	1,820	9,894	3,153	5,276	4,000	2,625	673	517	7,601
82	Animal-specialty.....	23,023	9,641	7,520	1,960	3,840	6,385	2,600	1,077	2,094	2,398
83	Stock-ranch.....	243,495	13,646	128,102	42,733	28,004	229,270	87,679	41,731	3,044	213,175
84	Poultry.....	1,088	386	2,075	595		3,945	985	230		904
85	Self-sufficing.....	886	136	177	1,175	2,295	541	77	3,727	882	158
86	Abnormal.....	3,718	600	1,180	2,019	1,437	2,347	345	4,647	67	829
87	Unclassified.....	1,604	4,532		452	101	1,842		43	72	78

COUNTY TABLE II.—VALUE OF SPECIFIED FARM PROPERTY, 1930, BY TYPE OF FARM

[See Note, bottom of p. 8]

ITEM AND TYPE OF FARM (See definitions in Introduction)		THE STATE	Beaver	Box Elder	Cache	Carbon	Daggett	Davis
		Dollars	Dollars	Dollars	Dollars	Dollars	Dollars	Dollars
1	Land buildings:							
2	All types.....	221,223,172	3,095,781	21,621,028	24,049,060	1,513,530	481,615	15,162,142
3	General.....	40,078,554	341,240	3,590,711	3,743,380	286,600	20,100	2,138,037
4	Cash-grain.....	17,934,541		7,284,400	3,724,150	85,150	70,000	163,560
5	Crop-specialty.....	37,029,407	523,490	4,206,020	5,537,577	335,000	66,510	4,211,278
6	Fruit.....	9,313,062		1,008,800	190,925			1,212,295
7	Truck.....	5,695,856		251,000	77,200			2,202,741
8	Dairy.....	28,880,308	1,027,350	918,230	7,586,502	272,050		1,400,800
9	Animal-specialty.....	19,169,910	301,270	667,320	641,102	49,000	19,500	977,090
10	Stock-ranch.....	31,420,571	629,701	1,899,362	666,399	132,650	278,005	803,048
11	Poultry.....	11,789,954	28,700	667,095	734,200			536,870
	Self-sufficing.....	3,070,255	41,135	40,430	50,700	65,650		122,375
12	Abnormal.....	13,021,668	138,550	505,140	609,315	212,000	5,500	951,448
13	Part-time.....	12,021,775	138,550	291,340	574,310	212,000	5,500	799,615
14	Boarding and lodging.....	119,500						
15	Horse farm, feed lot, or livestock dealer.....	883,393		213,800				151,833
16	Unclassified.....	3,827,280	64,255	123,018	118,310	74,530	13,000	441,700
17	Land and buildings, per farm:							
18	All types.....	8,145	7,837	10,858	10,139	5,311	9,262	10,238
19	General.....	7,422	6,691	9,052	10,604	5,849	4,850	9,949
20	Cash-grain.....	11,160		14,540	14,160	4,482	11,667	13,030
21	Crop-specialty.....	9,246	10,470	10,773	11,087	5,776	6,046	13,327
22	Fruit.....	9,474		8,602	7,955			8,650
23	Truck.....	7,897		8,367	4,541			8,139
24	Dairy.....	8,565	6,849	7,580	9,459	10,403		10,078
25	Animal-specialty.....	9,101	10,760	15,114	13,637	7,000	6,500	18,094
26	Stock-ranch.....	13,158	13,121	15,961	21,964	4,145	15,445	36,502
27	Poultry.....	6,452	4,100	5,653	5,020			7,457
28	Self-sufficing.....	3,320	5,142	2,695	3,142	3,455		6,119
	Abnormal.....	4,127	3,646	4,765	3,330	4,258	1,833	5,375
29	Land and buildings, per acre:							
30	All types.....	39	46	33	61	49	19	93
31	General.....	62	69	57	95	58	31	159
32	Cash-grain.....	33		20	48	53	35	65
33	Crop-specialty.....	85	94	76	137	49	22	237
34	Fruit.....	235		127	394			312
35	Truck.....	214		204	218			298
36	Dairy.....	87	73	60	117	63		135
37	Animal-specialty.....	55	75	58	62	51	40	118
38	Stock-ranch.....	11	29	8	7	19	16	9
39	Poultry.....	163	20	140	156			346
40	Self-sufficing.....	48	53	25	160			226
	Abnormal.....	88	43	67	185	80	14	328
41	Farm buildings (including dwellings):							
42	All types.....	46,881,867	505,140	3,714,003	5,251,483	317,997	69,900	3,366,041
43	General.....	8,745,115	56,870	812,755	826,680	53,500	12,950	456,852
44	Cash-grain.....	2,360,538		860,064	589,780	10,915	9,225	36,200
45	Crop-specialty.....	6,401,930	49,445	685,290	1,001,940	42,550	7,575	698,685
46	Fruit.....	2,353,314		187,632	57,900			353,050
47	Truck.....	1,284,587		53,650	20,225			517,310
48	Dairy.....	6,787,728	184,985	240,490	1,893,733	72,860		314,795
49	Animal-specialty.....	3,306,749	59,390	158,847	102,350	14,250	1,350	151,210
50	Stock-ranch.....	3,755,245	81,460	215,855	67,700	13,550	36,350	69,350
51	Poultry.....	5,242,561	6,250	301,550	335,125			244,150
	Self-sufficing.....	904,885	10,470	12,650	22,250	20,800		52,600
52	Abnormal.....	4,701,381	39,890	163,190	278,100	71,782	850	334,730
53	Part-time.....	4,465,081	39,890	109,390	268,100	71,782	850	298,530
54	Boarding and lodging.....	21,375						
55	Horse farm, feed lot, or livestock dealer.....	214,925		53,800	10,000			36,200
56	Unclassified.....	1,037,334	16,390	16,000	25,700	17,800	1,600	146,200
57	Farmers' dwellings:							
58	All types.....	32,280,238	348,000	2,575,241	3,503,843	203,250	37,200	2,555,485
59	General.....	6,110,818	40,895	559,104	541,075	42,050	8,450	332,575
60	Cash-grain.....	1,590,290		607,140	371,130	6,900	3,800	24,600
61	Crop-specialty.....	4,482,015	39,290	464,560	667,150	26,050	4,800	514,950
62	Fruit.....	1,758,282		134,575	40,500			298,850
63	Truck.....	982,465		42,600	15,850			430,000
64	Dairy.....	4,440,673	126,600	171,680	1,270,713	28,575		227,700
65	Animal-specialty.....	2,213,780	35,875	108,620	72,200	5,000	800	109,850
66	Stock-ranch.....	2,361,590	54,450	138,125	66,950	6,250	17,975	38,050
67	Poultry.....	3,307,276	4,300	205,887	203,800			174,150
	Self-sufficing.....	707,312	6,470	10,550	18,600	13,475		47,800
68	Abnormal.....	3,681,722	29,085	121,200	224,525	62,425	600	281,160
69	Part-time.....	3,535,422	29,085	84,200	216,525	62,425	600	290,600
70	Boarding and lodging.....	4,800						
71	Horse farm, feed lot, or livestock dealer.....	141,500		37,000	8,000			20,600
72	Unclassified.....	648,025	11,035	11,200	11,350	11,925	775	78,800
73	Implements and machinery:							
74	All types.....	13,636,571	181,637	1,879,547	1,255,090	133,007	47,005	911,782
75	General.....	2,523,711	20,950	250,340	189,255	19,207	2,700	143,610
76	Cash-grain.....	1,512,838		693,780	241,492	8,725	2,450	20,015
77	Crop-specialty.....	2,285,901	22,882	328,509	327,879	28,075	13,400	273,100
78	Fruit.....	496,678		30,436	4,135			69,745
79	Truck.....	358,210		34,075	2,615			139,477
80	Dairy.....	1,083,225	66,115	63,860	370,016	25,510		68,441
81	Animal-specialty.....	1,271,958	21,050	59,334	20,635	3,125	1,600	80,540
82	Stock-ranch.....	1,086,428	28,645	107,980	44,085	18,050	23,450	37,736
83	Poultry.....	703,100	1,500	30,716	30,303			84,755
84	Self-sufficing.....	175,550	6,370	3,030	1,500	1,210		5,990
85	Abnormal.....	761,802	12,240	36,315	19,810	12,520	1,300	54,453
	Unclassified.....	174,170	1,885	22,500	3,365	6,495	2,105	10,520

AGRICULTURE—UTAH

279

COUNTY TABLE II.—VALUE OF SPECIFIED FARM PROPERTY, 1930, BY TYPE OF FARM—Continued

[See NOTE, bottom of p. 8]

	Duchesne	Emery	Garfield	Grand	Iron	Juab	Kane	Millard
Land and buildings:								
1 All types.....	Dollars 5,247,800	Dollars 3,147,182	Dollars 2,339,516	Dollars 520,154	Dollars 5,601,317	Dollars 4,243,748	Dollars 1,185,025	Dollars 9,130,078
2 General.....	1,631,332	1,101,002	400,730	57,200	532,105	675,729	103,800	1,577,918
3 Cash-grain.....	70,200	334,000	14,600	96,200	1,594,825	149,911	82,700	210,640
4 Crop-specialty.....	606,065	138,700	182,250	47,750	418,013			2,068,524
5 Fruit.....		45,800						
6 Truck.....		109,200						
7 Dairy.....	883,700	99,915	30,700		284,250	135,524	17,000	1,007,095
8 Animal-specialty.....	446,133	269,850	344,250	50,400	1,116,290	482,140		1,300,727
9 Stock-ranch.....	1,125,280	436,800	1,083,736	138,379	2,710,082	885,459	790,855	1,043,969
10 Poultry.....	46,200	64,900		17,100	69,200	85,360		124,335
11 Self-sufficing.....	192,590	155,000	114,600	6,400	112,167	44,299	45,475	141,826
12 Abnormal.....	94,500	244,460	166,450	36,225	211,090	163,701	116,335	428,345
13 Part-time.....	94,500	244,460	166,450	36,225	211,090	163,701	116,335	324,345
14 Boarding and lodging.....								
15 Horse farm, feed lot, or livestock dealer.....								104,000
16 Unclassified.....	151,800	57,555	2,200	70,500	58,120	26,810	28,860	19,800
Land and buildings, per farm:								
17 All types.....	4,998	4,152	4,580	3,313	9,200	8,556	5,925	7,345
18 General.....	4,884	3,830	4,453	5,200	6,411	7,592	6,488	6,363
19 Cash-grain.....	5,400	5,387	2,086	6,013		10,030		6,383
20 Crop-specialty.....	4,591	4,334	3,645	3,979	9,953	6,246	4,865	8,692
21 Fruit.....		4,164						
22 Truck.....		27,300						
23 Dairy.....	5,108	4,103	3,411		6,460	5,019	5,667	5,478
24 Animal-specialty.....	5,794	4,352	6,385	5,040	8,393	8,172		8,017
25 Stock-ranch.....	7,552	6,720	6,123	2,471	16,729	24,506	8,596	13,816
26 Poultry.....	6,600	4,036		2,850	6,578	4,402		5,181
27 Self-sufficing.....	2,407	2,541	2,339	1,280	2,052	3,104	3,248	3,298
28 Abnormal.....	2,625	2,686	2,134	1,647	3,016	2,684	2,281	3,825
Land and buildings, per acre:								
29 All types.....	30	27	21	16	16	27	11	34
30 General.....	33	29	27	27	34	38	14	41
31 Cash-grain.....	38	22	15	61		26		21
32 Crop-specialty.....	35	27	24	36		29	14	55
33 Fruit.....		71						
34 Truck.....		41						
35 Dairy.....	32	28	20		47	52	24	52
36 Animal-specialty.....	32	32	53	26	40	49		39
37 Stock-ranch.....	24	18	16	6	18	9		16
38 Poultry.....	35	42		80	19	60		52
39 Self-sufficing.....	29	27	25	7	16	46	50	50
40 Abnormal.....	29	44	23	35	22	27	20	46
Farm buildings (including dwellings):								
41 All types.....	883,740	682,160	289,827	132,550	693,060	415,370	228,965	1,580,785
42 General.....	290,180	203,675	55,890	14,050	98,675	70,150	20,800	312,720
43 Cash-grain.....	6,875	36,100	1,500	22,200		97,925		36,000
44 Crop-specialty.....	84,070	20,970	24,190	7,850	61,480	14,810	7,700	372,100
45 Fruit.....		14,100						
46 Truck.....		15,700						
47 Dairy.....	137,815	15,300	4,800		69,110	20,800	9,200	219,730
48 Animal-specialty.....	82,175	53,895	30,450	9,525	190,475	67,790		230,015
49 Stock-ranch.....	197,150	101,775	132,100	38,275	189,270	36,320	116,550	221,925
50 Poultry.....	7,000	26,000		3,225	6,250	32,525		37,050
51 Self-sufficing.....	36,600	36,470	11,300	3,050	24,200	15,500	19,300	43,100
52 Abnormal.....	10,100	67,425	19,947	14,175	46,050	48,750	41,200	104,145
53 Part-time.....	10,100	67,425	19,947	14,175	46,050	48,750	41,200	85,145
54 Boarding and lodging.....								
55 Horse farm, feed lot, or livestock dealer.....								10,000
56 Unclassified.....	15,875	7,750	740	20,200	7,550	4,800	14,215	4,000
Farmers' dwellings:								
57 All types.....	604,608	496,725	150,907	108,150	459,900	220,000	158,395	1,140,697
58 General.....	202,270	193,640	27,435	11,550	67,375	38,950	10,300	230,085
59 Cash-grain.....	5,375	25,075	1,400	20,000		53,825		28,850
60 Crop-specialty.....	63,230	14,790	10,550	6,100	47,675	9,600	5,120	256,615
61 Fruit.....		10,250						
62 Truck.....		10,450						
63 Dairy.....	94,375	13,400	2,350		54,760	10,875	7,100	158,435
64 Animal-specialty.....	58,650	43,930	23,700	8,400	125,725	29,250		164,250
65 Stock-ranch.....	127,600	79,050	63,875	31,075	111,775	16,000	80,600	163,325
66 Poultry.....	6,350	16,200		2,925	2,850	15,200		26,667
67 Self-sufficing.....	27,708	20,340	7,050	2,700	16,775	11,100	12,350	32,490
68 Abnormal.....	7,750	53,500	13,847	9,150	29,890	31,100	31,425	74,680
69 Part-time.....	7,750	53,500	13,847	9,150	29,890	31,100	31,425	66,880
70 Boarding and lodging.....								
71 Horse farm, feed lot, or livestock dealer.....								7,800
72 Unclassified.....	11,300	6,200	700	10,250	3,075	4,100	11,500	2,300
Implements and machinery:								
73 All types.....	425,569	260,738	181,545	22,950	269,186	320,005	81,590	588,040
74 General.....	127,420	106,280	28,735	1,600	27,430	65,709	7,200	105,328
75 Cash-grain.....	9,200	27,093	1,200	5,425		154,759		22,000
76 Crop-specialty.....	40,355	12,180	10,790	1,725	20,420	8,625	5,810	170,820
77 Fruit.....		4,650						
78 Truck.....		6,700						
79 Dairy.....	77,194	10,250	5,275		15,610	8,846	900	66,409
80 Animal-specialty.....	41,045	27,200	19,450	2,000	64,715	39,162		38,019
81 Stock-ranch.....	89,458	28,400	94,550	7,305	108,945	27,560	55,300	82,194
82 Poultry.....	4,650	6,150		1,100	3,810	4,946		7,623
83 Self-sufficing.....	13,910	10,600	8,065	450	9,880	2,825	3,426	9,107
84 Abnormal.....	10,772	19,035	13,205	265	15,110	9,283	8,110	32,665
85 Unclassified.....	11,625	2,200	275	2,180	3,215	1,300	850	675

COUNTY TABLE II.—VALUE OF SPECIFIED FARM PROPERTY, 1930, BY TYPE OF FARM—Continued

[See NOTE, bottom of p. 8]

ITEM AND TYPE OF FARM (See definitions in Introduction)	Morgan	Plute	Rich	Salt Lake	San Juan	Sanpeto	Sevier
	Dollars	Dollars	Dollars	Dollars	Dollars	Dollars	Dollars
Land and buildings:							
All types.....	2,770,750	1,602,520	3,650,229	27,050,232	1,241,477	13,200,789	8,056,268
General.....	713,588	265,515	207,690	3,512,332	149,275	2,915,065	1,355,975
Cash-grain.....	37,100	44,270	44,270	1,202,300	156,477	784,810	223,085
Crop-specialty.....	238,509	111,145	179,175	4,603,005	134,000	867,320	1,062,742
Fruit.....				1,273,750			
Truck.....	172,480			890,150		178,400	13,250
Dairy.....	575,578	150,900	130,295	4,347,745	22,600	952,125	608,983
Animal-specialty.....	229,260	165,140	112,075	667,840	61,820	2,694,342	2,876,272
Stock-ranch.....	613,095	670,580	2,745,194	227,140	415,693	3,784,037	489,735
Poultry.....	164,870	53,200	18,100	4,670,070	29,920	246,925	250,050
Self-sufficing.....		19,300		472,200	20,000	157,895	41,050
Abnormal.....	12,310	88,390	130,600	3,949,375	135,520	549,505	143,555
Part-time.....	12,310	43,360	130,600	3,888,375	135,520	549,505	108,255
Boarding and lodging.....							
Horse farm, feed lot, or livestock dealer.....		45,000		61,000			35,300
Unclassified.....	0,000	35,950	62,530	1,227,735	116,212	70,365	90,001
Land and buildings, per farm:							
All types.....	11,218	6,988	13,371	9,228	2,309	7,771	7,701
General.....	10,494	5,772	6,109	10,241	4,034	7,024	6,192
Cash-grain.....	6,183	6,324	6,324	12,023	4,347	7,070	7,000
Crop-specialty.....	10,127	5,052	9,954	10,655	3,352	7,288	7,789
Fruit.....				13,551			
Truck.....	6,899			8,535		0,862	2,208
Dairy.....	9,284	6,035	5,023	13,135	2,825	5,841	0,090
Animal-specialty.....	15,284	8,257	6,220	12,601	1,472	8,214	11,105
Stock-ranch.....	32,268	11,176	25,194	7,832	2,752	17,438	12,888
Poultry.....	7,494	8,867	4,525	7,618	5,984	4,573	5,320
Self-sufficing.....		2,325	3,800	6,382	1,333	2,871	2,053
Abnormal.....	1,750	3,274	3,037	6,330	2,222	2,892	3,064
Land and buildings, per acre:							
All types.....	22	40	10	201	11	28	66
General.....	49	51	38	209	10	47	91
Cash-grain.....		69	13	50	10	41	43
Crop-specialty.....	44	51	22	155	11	70	97
Fruit.....				370			
Truck.....	75			487		60	217
Dairy.....	37		36	225	12	08	80
Animal-specialty.....	38	53	38	133	12	50	76
Stock-ranch.....	8	33	8	21	13	13	19
Poultry.....	67	60	43	454	22	05	147
Self-sufficing.....		31	30	319	9	70	62
Abnormal.....	536	32	23	509	12	63	71
Farm buildings (including dwellings):							
All types.....	675,407	249,350	518,080	3,275,985	179,984	2,059,103	1,095,245
General.....	216,200	54,000	62,775	912,800	20,680	478,215	200,340
Cash-grain.....	5,200	6,100	6,100	105,000	18,135	108,525	17,725
Crop-specialty.....	59,025	12,400	34,000	983,040	15,525	137,800	217,305
Fruit.....				300,400			
Truck.....	49,300			203,500		21,280	4,900
Dairy.....	170,980	85,800	33,550	1,022,635	3,350	181,105	85,835
Animal-specialty.....	47,942	19,000	20,400	179,500	8,440	385,070	387,735
Stock-ranch.....	53,310	77,125	290,735	48,000	69,215	430,000	46,725
Poultry.....	68,100	13,950	4,200	2,261,750	6,200	80,945	74,000
Self-sufficing.....		6,750	6,400	176,350	4,625	36,600	13,250
Abnormal.....	8,950	20,475	48,350	1,605,810	26,400	182,753	32,630
Part-time.....	8,950	14,025	48,350	1,584,310	26,400	182,753	29,900
Boarding and lodging.....							
Horse farm, feed lot, or livestock dealer.....		6,450		21,500			2,730
Unclassified.....	600	1,050	1,610	408,050	7,414	6,850	5,800
Farmers' dwellings:							
All types.....	454,200	183,360	324,810	5,623,695	114,085	1,419,377	767,835
General.....	153,175	40,835	40,675	621,800	13,005	350,177	146,390
Cash-grain.....	3,300	4,300	4,300	117,750	9,585	64,050	11,675
Crop-specialty.....	39,475	9,700	22,875	670,265	8,450	100,930	160,230
Fruit.....				237,450			
Truck.....	34,900			137,650		17,300	3,700
Dairy.....	121,550	24,550	26,800	636,520	1,975	110,700	63,290
Animal-specialty.....	28,100	15,900	20,400	100,250	4,445	270,520	264,525
Stock-ranch.....	31,200	54,850	100,475	34,800	47,170	274,375	32,025
Poultry.....	39,000	9,100	2,600	1,401,475	4,300	50,250	42,700
Self-sufficing.....		5,650	5,800	139,450	3,325	28,750	9,650
Abnormal.....	6,600	18,525	39,725	1,250,010	17,025	146,475	30,300
Part-time.....	6,600	12,775	39,725	1,245,510	17,025	146,475	27,900
Boarding and lodging.....							
Horse farm, feed lot, or livestock dealer.....		5,750		10,500			2,400
Unclassified.....	200	950	1,160	270,275	4,805	5,850	3,360
Implements and machinery:							
All types.....	182,958	118,778	268,244	1,363,027	126,975	741,066	509,445
General.....	52,895	20,100	17,542	157,667	12,809	170,841	84,351
Cash-grain.....	4,700	4,700	4,250	95,245	10,603	47,378	17,568
Crop-specialty.....	22,177	9,710	15,300	224,683	11,430	50,809	110,216
Fruit.....				54,020			
Truck.....	10,705			44,647		17,710	1,125
Dairy.....	45,200	11,635	10,395	222,105	4,375	54,045	41,427
Animal-specialty.....	10,950	9,545	9,330	34,450	6,615	105,765	206,253
Stock-ranch.....	18,070	40,033	184,182	13,150	39,118	173,640	20,730
Poultry.....	10,505	5,400	1,475	272,330	2,415	13,540	11,710
Self-sufficing.....		900		14,615	2,600	10,800	2,970
Abnormal.....	245	9,145	11,875	180,450	19,595	26,673	8,455
Unclassified.....	25	820	2,995	49,665	8,415	3,775	4,650

AGRICULTURE—UTAH

COUNTY TABLE II.—VALUE OF SPECIFIED FARM PROPERTY, 1930, BY TYPE OF FARM—Continued

[See NOTE, bottom of p. 8]

ITEM AND TYPE OF FARM (See definitions in Introduction)	Summit	Tooele	Uintah	Utah	Wasatch	Washington	Wayne	Weber
Land and buildings:								
All types	Dollars 4,920,298	Dollars 3,279,151	Dollars 5,942,769	Dollars 27,039,286	Dollars 3,648,367	Dollars 5,483,504	Dollars 1,287,645	Dollars 16,931,014
General	754,420	384,925	1,738,205	6,649,314	785,555	1,054,841	196,650	3,194,720
Cash-grain		234,994	214,600	930,345		102,935	17,000	338,000
Crop-specialty	204,585	383,823	848,251	4,174,241	329,809	237,275	67,250	3,349,069
Fruit		80,660	36,250	3,762,262		200,820	15,300	1,480,710
Truck		660,355		660,355		52,200		1,074,880
Dairy	1,432,470	315,233	744,395	1,996,140	565,084	69,840	89,300	3,178,704
Animal-specialty	880,604	341,420	911,225	1,361,850	580,600	125,810	522,300	605,100
Stock-ranch	1,272,774	1,035,455	708,200	2,437,243	994,201	782,858	226,645	1,400,006
Poultry	191,000	92,670		2,668,457	174,852	109,990		754,839
Self-sufficing	13,450	70,436	778,100	318,225	24,300	242,103	68,650	194,000
Abnormal	159,050	292,975	360,198	1,702,788	137,276	428,472	47,900	909,800
Part-time	159,050	292,975	360,198	1,411,503	137,276	428,472	47,900	937,125
Boarding and lodging				116,500				
Horse farm, feed lot, or livestock dealer				174,780				62,675
Unclassified	11,885	46,570	103,255	474,070	25,700	76,300	23,650	205,945
Land and buildings, per farm:								
All types	9,667	7,556	5,523	7,593	8,107	5,310	9,952	9,534
General	8,200	5,368	6,035	7,742	6,657	5,641	3,782	8,385
Cash-grain		7,580	8,942	7,157		6,433	4,250	13,000
Crop-specialty	9,742	8,926	5,770	7,891	7,170	5,649	3,950	9,967
Fruit		16,130	4,531	8,799		6,276	3,826	12,287
Truck		6,731		6,731		3,729		8,531
Dairy	9,918	8,755	5,242	8,872	7,268	6,349	6,869	10,422
Animal-specialty	8,805	7,422	8,136	10,988	7,955	4,660	6,003	14,401
Stock-ranch	20,868	18,107	6,745	15,045	18,074	7,988	7,408	42,572
Poultry	5,019	5,451		5,507	10,285	6,470		7,328
Self-sufficing	2,000	2,817	2,839	3,700	3,038	3,317	2,793	4,410
Abnormal	3,240	3,265	2,952	4,236	2,800	3,206	2,661	4,545
Land and buildings, per acre:								
All types	24	24	40	58	28	29	35	53
General	45	24	51	105	65	40	35	121
Cash-grain		18	67	43		26	41	61
Crop-specialty	83	26	37	67	83	30	30	160
Fruit		29	101	300		101	58	276
Truck				224		145		244
Dairy	63	41	40	143	71	43	42	138
Animal-specialty	53	45	60	79	69	48	42	92
Stock-ranch	9	16	18	0	10	14	29	7
Poultry	51	42		188	83	47		269
Self-sufficing	55	34	40	120	110	34	26	272
Abnormal	61	41	67	221	90	40	27	312
Farm buildings (including dwellings):								
All types	1,057,000	703,145	1,125,760	7,104,471	881,110	837,778	174,025	3,769,345
General	183,180	90,810	366,705	1,590,655	204,325	265,745	25,000	712,278
Cash-grain		36,700	29,710	171,410		9,800	2,300	57,020
Crop-specialty	40,600	72,350	99,050	855,635	81,800	46,000	3,850	605,035
Fruit		15,300	6,800	1,037,887		42,475	1,400	326,470
Truck				171,630		27,500		190,532
Dairy	341,955	104,780	135,469	532,590	150,150	25,300	10,330	767,280
Animal-specialty	198,895	71,300	197,550	265,050	145,150	19,325	74,800	115,310
Stock-ranch	150,045	160,900	103,170	354,875	160,300	132,000	41,900	84,325
Poultry	73,500	44,050		1,223,114	54,780	37,247		300,700
Self-sufficing	5,200	24,050	70,945	112,025	6,300	66,025	4,750	59,425
Abnormal	57,050	124,595	103,240	667,450	57,805	123,419	5,800	306,320
Part-time	57,050	124,595	103,240	504,805	57,805	123,419	5,800	382,255
Boarding and lodging				21,875				
Horse farm, feed lot, or livestock dealer				51,180				14,065
Unclassified	6,575	22,410	13,130	122,150	17,500	42,950	3,275	79,050
Farmers' dwellings:								
All types	661,435	546,210	788,485	4,888,192	585,975	649,951	100,040	2,591,127
General	116,050	61,660	241,906	1,154,545	141,575	201,625	16,275	504,782
Cash-grain		42,850	20,210	118,875		7,500	1,800	30,400
Crop-specialty	25,200	50,300	60,120	629,790	56,340	35,850	3,000	464,010
Fruit		12,500	4,500	729,727		36,850	1,150	361,930
Truck				124,700		24,800		140,515
Dairy	189,335	65,250	95,525	342,425	102,550	22,800	7,800	408,980
Animal-specialty	133,825	48,050	130,550	187,075	103,750	13,550	41,950	66,740
Stock-ranch	97,875	104,470	68,875	213,400	84,500	89,750	19,115	53,000
Poultry	45,000	25,700		789,715	30,325	22,732		185,450
Self-sufficing	4,200	19,875	49,740	90,350	7,600	56,814	2,260	47,450
Abnormal	43,100	97,415	78,460	507,290	46,335	108,580	3,975	311,570
Part-time	43,100	97,415	78,460	404,090	46,335	108,580	3,975	300,520
Boarding and lodging				4,800				
Horse farm, feed lot, or livestock dealer				38,400				11,050
Unclassified	6,250	16,250	9,600	50,300	10,000	29,100	2,725	56,700
Implements and machinery:								
All types	298,198	233,725	465,598	1,594,905	218,177	219,403	106,073	851,389
General	44,035	21,900	141,334	383,969	63,885	65,812	14,255	172,703
Cash-grain		25,345	14,415	66,240		7,225	1,525	20,215
Crop-specialty	10,400	26,250	56,439	240,112	21,887	15,450	2,780	107,585
Fruit		5,100	2,000	250,928		10,050	400	62,214
Truck				33,365		9,080		52,051
Dairy	90,310	21,235	69,540	129,399	37,600	3,408	6,028	165,081
Animal-specialty	68,650	24,220	69,100	82,770	39,165	10,700	43,330	39,280
Stock-ranch	58,200	58,795	65,075	113,905	36,685	47,330	20,530	31,631
Poultry	13,240	9,391		158,833	8,700	8,378		52,870
Self-sufficing	400	6,162	17,805	15,981	850	13,985	5,000	5,145
Abnormal	12,360	27,207	23,575	105,628	9,905	20,635	2,275	52,399
Unclassified		8,060	6,165	10,775	500	1,350	360	7,535

COUNTY TABLE III.—VALUE OF FARM PRODUCTS SOLD, TRADED, OR USED BY OPERATOR'S

[Due to crop failure, new operations, etc., the farms reporting specific items will not always agree with those reported]

CLASS OF PRODUCT AND TYPE OF FARM (See definitions in Introduction)	THE STATE		BEAVER		BOX ELDER		CACHE		CARBON		DAGGETT	
	Farms reporting	Value	Farms reporting	Value	Farms reporting	Value	Farms reporting	Value	Farms reporting	Value	Farms reporting	Value
All products (sold, traded, or used by operator's family):	<i>Number</i>	<i>Dollars</i>	<i>Number</i>	<i>Dollars</i>	<i>Number</i>	<i>Dollars</i>	<i>Number</i>	<i>Dollars</i>	<i>Number</i>	<i>Dollars</i>	<i>Number</i>	<i>Dollars</i>
1 All types.....	26,531	64,577,090	384	783,729	1,958	6,227,739	2,353	6,862,685	265	510,131	48	160,280
2 General.....	5,400	9,159,525	51	67,116	372	903,900	353	845,652	49	64,825	6	7,314
3 Cash-grain.....	1,607	3,606,839			501	1,562,926	263	744,664	19	16,686	6	10,085
4 Crop-specialty.....	4,005	8,523,898	50	65,221	396	1,198,580	407	1,387,146	58	97,223	11	31,831
5 Fruit.....	983	2,107,681			116	300,545	24	33,320				
6 Truck.....	721	1,392,724			30	62,361	17	17,648				
7 Dairy.....	3,372	6,825,067	150	234,173	121	230,802	802	1,743,444	26	120,849		
8 Animal-specialty.....	2,106	8,397,513	28	105,277	64	453,087	46	199,703	7	8,035	3	5,130
9 Stock-ranch.....	2,388	16,422,357	48	210,257	119	973,986	44	454,185	32	168,603	18	103,223
10 Poultry.....	1,827	5,009,207	7	10,682	118	309,720	133	276,843				
11 Self-sufficing.....	922	373,620	8	3,877	15	3,307	19	6,240	19	10,300		
12 Abnormal.....	3,200	2,753,659	42	72,426	106	223,525	185	153,840	55	33,610	4	2,667
Crops (incl. plants, flowers, etc.), sold or traded:												
13 All types.....	21,446	19,563,240	253	103,370	1,782	3,342,588	2,036	2,485,874	214	130,904	43	43,472
14 General.....	5,123	3,556,429	43	14,511	361	454,084	341	377,532	47	18,370	6	2,015
15 Cash-grain.....	1,603	2,820,936			500	1,316,374	263	554,034	19	12,165	6	5,756
16 Crop-specialty.....	4,001	6,276,503	49	44,310	396	941,663	467	947,625	58	71,680	11	23,800
17 Fruit.....	979	1,684,445			116	245,379	24	25,588				
18 Truck.....	721	1,174,558			30	50,470	17	12,959				
19 Dairy.....	2,606	1,267,911	90	23,195	95	50,823	671	454,004	18	6,529		
20 Animal-specialty.....	1,619	1,004,712	18	6,865	58	111,016	39	29,256	5	730	3	1,050
21 Stock-ranch.....	1,032	634,509	23	9,560	61	64,296	17	26,490	11	7,107	13	10,167
22 Poultry.....	1,117	573,439	5	745	83	57,383	70	36,818				
23 Self-sufficing.....	570	63,553	5	445	7	641	10	825	15	2,322		
24 Abnormal.....	2,075	606,245	20	3,733	75	41,459	117	20,843	41	11,995	4	654
Livestock, sold or traded:												
25 All types.....	17,145	20,327,239	300	315,931	1,170	1,467,377	1,754	973,512	114	110,225	39	68,190
26 General.....	4,410	1,371,675	43	13,420	298	123,529	305	105,530	31	9,135	5	789
27 Cash-grain.....	814	186,099			253	66,848	167	36,654	4	565	4	2,011
28 Crop-specialty.....	2,013	632,413	29	4,632	232	65,819	307	81,440	16	7,456	8	3,515
29 Fruit.....	342	56,029			32	12,462	10	1,397				
30 Truck.....	189	24,864			4	785	4	607				
31 Dairy.....	2,708	840,857	123	33,033	94	27,950	707	204,543	12	5,093		
32 Animal-specialty.....	2,083	5,389,820	28	75,428	64	288,738	46	124,133	7	4,410	3	3,005
33 Stock-ranch.....	2,317	10,364,001	47	180,987	112	710,031	44	319,886	30	81,954	18	56,529
34 Poultry.....	682	135,134	6	1,150	40	10,004	65	15,733				
35 Self-sufficing.....	342	21,938	5	451	4	118	6	436	5	367		
36 Abnormal.....	1,187	1,400,758	19	56,830	36	161,093	93	83,103	9	1,245	1	350
Livestock products, sold or traded:												
37 All types.....	21,351	19,439,876	348	269,652	1,457	1,087,005	2,112	2,054,826	166	188,314	40	30,525
38 General.....	5,153	2,845,045	50	20,570	349	245,739	339	298,853	46	18,033	5	2,449
39 Cash-grain.....	1,029	355,820			289	107,447	306	113,161	5	1,256	6	843
40 Crop-specialty.....	2,603	1,068,316	35	8,945	273	123,794	395	293,577	21	4,863	10	2,236
41 Fruit.....	547	181,047			62	27,459	12	3,373				
42 Truck.....	292	84,300			16	6,651	7	2,283				
43 Dairy.....	3,372	4,054,633	150	144,619	121	121,752	802	961,221	26	100,797		
44 Animal-specialty.....	1,615	1,516,839	26	17,072	58	39,363	38	40,895	3	1,070	2	375
45 Stock-ranch.....	2,131	4,928,020	41	59,368	104	173,475	40	101,732	26	65,915	15	32,232
46 Poultry.....	1,827	3,070,502	7	7,637	118	224,928	138	205,368				
47 Self-sufficing.....	672	55,321	6	316	8	567	9	1,200	9	736		
48 Abnormal.....	1,909	379,988	31	5,325	59	15,840	131	33,163	30	5,644	2	1,100
Forest products sold:												
49 All types.....	105	13,688			4	265	10	1,972			1	50
50 General.....	26	4,946					2	41			1	50
51 Cash-grain.....	8	846			2	95	1	375				
52 Crop-specialty.....	11	1,005			1	150	2	525				
53 Dairy.....	16	1,899					3	531				
54 Animal-specialty.....	5	439										
55 Stock-ranch.....	22	2,777			1	20	2	500				
56 Poultry.....	3	100										
57 Self-sufficing.....	3	90										
58 Abnormal.....	11	986										
Farm products used by operator's family:												
59 All types.....	24,176	5,233,037	367	79,776	1,735	330,504	2,204	346,501	218	70,688	44	11,043
60 General.....	5,381	1,331,429	48	12,015	369	80,548	351	63,646	49	19,287	6	1,820
61 Cash-grain.....	1,305	243,138			408	72,162	230	40,440	11	2,700	6	1,475
62 Crop-specialty.....	3,434	645,061	42	7,634	355	67,154	426	64,079	44	13,218	10	2,280
63 Fruit.....	907	180,160			96	15,245	21	2,962				
64 Truck.....	641	109,002			26	4,455	15	1,790				
65 Dairy.....	3,309	659,742	149	38,420	121	21,277	784	123,145	26	8,430		
66 Animal-specialty.....	1,939	485,653	27	5,912	59	13,970	37	5,419	6	1,825	3	700
67 Stock-ranch.....	1,813	492,450	40	10,336	93	26,164	32	5,577	14	3,027	17	4,295
68 Poultry.....	1,782	327,032	7	1,150	114	17,405	129	18,924				
69 Self-sufficing.....	922	232,068	8	2,365	15	1,991	19	3,779	19	6,875		
70 Abnormal.....	2,742	470,682	36	6,338	81	10,133	160	16,731	47	14,726	2	473
RECEIPTS FROM BOARDERS, LODGERS, ETC.												
71 All types.....	371	115,788	6	1,285	27	6,922	54	9,591	10	3,380	2	1,170
72 General.....	84	14,015			9	1,583	6	480			1	920
73 Cash-grain.....	19	5,445			7	2,075	2	440				
74 Crop-specialty.....	46	9,318	1	100	2	365	5	243	3	270		
75 Fruit.....	11	1,236										
76 Truck.....	1	180										
77 Dairy.....	51	7,440	1	200			23	2,197	3	1,250		
78 Animal-specialty.....	24	4,572	1	200	2	275						
79 Stock-ranch.....	39	12,132	1	700	2	989	10	4,360	1	1,200	1	250
80 Poultry.....	22	5,067			2	385	1	360				
81 Self-sufficing.....	13	2,010	1	75			1	80	2	280		
82 Abnormal.....	61	53,173	1	10	3	650	6	1,425	1	400		

AGRICULTURE—UTAH

283

FAMILY; AND RECEIPTS FROM BOARDERS, ETC.; 1929, BY TYPE OF FARM

"All products," as the latter represent the total number of farms of each type in the county; also see NOTE, bottom of p. 8]

DAVIS		DUCESNE		EMERY		GARFIELD		GRAND		IRON		JUA B		KANE		MILLARD		
Farms reporting	Value	Farms reporting	Value	Farms reporting	Value	Farms reporting	Value	Farms reporting	Value	Farms reporting	Value	Farms reporting	Value	Farms reporting	Value	Farms reporting	Value	
Number	Dollars	Number	Dollars	Number	Dollars	Number	Dollars	Number	Dollars	Number	Dollars	Number	Dollars	Number	Dollars	Number	Dollars	
1,437	4,206,980	1,003	1,987,371	740	1,156,374	510	1,204,702	140	734,937	584	1,048,370	469	1,072,825	198	401,143	1,256	2,656,837	1
215	450,772	334	469,377	311	416,748	60	120,850	11	22,377	83	85,587	89	137,877	10	14,634	248	358,801	2
12	32,045	13	13,513	62	73,216	7	4,002	10	28,336	42	63,059	159	260,025	17	18,383	33	36,079	3
316	1,128,617	132	100,588	32	47,117	50	50,379	12	11,661			24	20,752			307	478,480	4
140	304,320			11	17,732													5
269	509,307			4	15,679													6
139	304,891	173	313,114	24	28,581	9	13,502	44	67,723			27	40,940	3	2,873	184	253,899	7
54	506,702	77	245,633	62	127,176	50	120,850	10	41,543	133	304,704	56	172,131			163	528,224	8
22	348,836	149	778,809	65	305,736	177	824,357	56	610,883	162	981,111	36	328,767	92	342,122	119	737,282	9
72	165,734	7	0,081	14	28,880			6	9,696	9	8,972	19	30,401			24	43,241	10
20	7,587	80	30,459	61	34,543	49	21,886	5	2,419	38	13,432	14	4,830	14	5,271	43	15,801	11
178	382,089	38	17,197	94	61,960	78	32,734	24	8,022	73	31,782	62	22,293	54	17,860	114	204,430	12
1,317	2,157,409	812	270,178	618	261,095	316	123,126	70	55,765	288	126,044	300	343,714	78	29,642	1,028	655,259	13
209	236,863	804	95,824	292	110,332	84	33,057	11	7,700	70	22,287	81	48,983	15	3,196	227	95,319	14
12	24,204	13	9,798	62	42,844	7	3,459	16	24,962			150	218,340			32	23,589	15
316	806,942	132	70,893	32	34,166	50	34,270	12	9,181	40	41,494	24	23,179	17	12,892	306	332,937	16
139	253,402			11	10,785													17
269	494,681			4	13,145													18
118	55,371	143	34,451	17	3,718	5	2,443			24	6,820	17	0,018	3	283	128	32,074	19
51	94,422	54	14,992	43	13,201	33	12,700	7	6,218	78	30,070	45	22,028			137	71,284	20
9	11,814	82	24,840	35	11,277	69	27,373	3	1,476	44	10,927	14	12,300	26	10,420	86	08,632	21
46	27,363	6	1,708	12	4,808			2	1,040	3	331	11	4,312			13	5,576	22
15	1,504	55	7,141	45	6,086	30	3,600	3	774	13	661	8	283	6	431	21	1,940	23
139	59,838	23	5,031	63	10,644	38	5,815	16	4,414	26	4,445	31	7,376	11	2,420	70	23,851	24
687	1,095,784	784	767,819	579	354,867	388	562,166	84	444,532	465	841,685	334	414,077	133	180,273	908	1,186,015	25
174	63,271	278	84,877	274	77,192	77	20,044	8	3,433	77	17,214	76	23,047	10	2,378	233	86,100	26
8	2,180	2	220	41	7,299	1	90	2	1,326			91	26,349			23	3,583	27
157	101,029	34	2,875	14	2,431	10	2,198	3	1,000	18	0,526	11	2,434	7	890	185	39,187	28
31	4,038			4	400													29
58	0,652			2	320													30
107	35,107	147	45,128	10	1,852	7	1,215			20	8,320	20	5,350			174	48,091	31
54	374,344	75	138,880	62	67,028	49	84,940	10	22,698	126	222,857	50	110,547			163	328,788	32
22	222,064	144	489,024	65	179,584	173	443,472	54	414,470	155	577,438	34	239,395	91	174,204	117	523,658	33
23	2,131			8	1,535					7	994	12	2,723			16	3,962	34
7	353	33	2,100	38	3,825	24	1,376	1	175	14	1,239	8	044	3	171	23	3,821	35
40	283,095	19	3,105	55	13,341	41	3,815	6	1,435	39	7,088	23	3,570	22	2,430	62	151,475	36
901	701,043	809	658,979	637	300,070	423	383,870	76	219,135	493	567,780	367	248,393	117	146,236	1,028	569,398	37
200	104,581	318	175,444	298	113,395	87	37,924	10	6,774	78	25,047	83	47,975	13	4,428	243	116,180	38
8	3,448	6	1,166	44	9,748	3	92	3	448			107	34,062			26	4,065	39
177	72,066	40	7,096	14	2,500	26	4,020	4	780	26	0,730	12	1,470	6	1,401	197	62,606	40
61	25,514			9	3,297													41
100	28,995			9	415													42
139	185,611	173	174,668	24	10,851	0	6,902	8	10,757	44	44,183	27	23,920	3	1,990	184	134,067	43
41	24,423	69	68,593	53	24,568	41	23,565	8	10,757	125	112,407	47	30,169			155	92,136	44
16	112,166	134	214,985	59	95,193	107	303,871	41	191,762	147	358,831	20	78,095	63	135,138	103	115,869	45
72	123,778	7	5,813	14	17,688			0	8,281	9	6,603	19	26,618			24	20,667	46
11	1,030	42	5,959	50	5,036	40	2,611	1	120	22	2,242	9	661	8	644	25	2,800	47
74	18,631	20	3,255	69	11,229	50	4,884	2	213	42	8,117	37	4,114	24	2,635	60	11,520	48
1	125			1	75					4	872	3	291	2	657	1	1,500	49
1	125			1	75					2	72	2	281	1	32	1	1,500	50
				1	75													51
																		52
																		53
																		54
										2	800			1	625			55
																		56
																		57
																		58
1,812	252,619	907	292,896	695	240,267	449	135,550	42	16,505	504	110,009	404	71,450	187	44,335	1,112	244,735	59
214	51,932	331	113,232	311	114,829	90	28,925	10	4,470	83	20,367	88	17,872	15	4,600	247	59,693	60
10	2,213	11	2,329	50	13,325	5	1,050	4	1,000			120	20,043			28	4,565	61
298	55,780	77	14,224	24	7,886	38	9,882	2	700	20	5,306	15	2,669	15	3,200	238	43,750	62
126	21,366			11	3,190													63
231	39,039			4	1,799													64
134	28,902	170	58,867	23	6,160	9	2,042	42	8,382	27	8,382	27	4,683	3	600	183	38,797	65
53	13,513	74	23,168	58	22,589	47	15,091	4	1,875	121	29,370	53	9,392			152	36,060	66
9	2,192	130	40,360	53	19,682	141	44,641	2	3,175	115	24,115	18	3,377	74	21,735	105	20,563	67
71	12,457	7	1,710	14	4,465			0	3,375	9	1,044	19	2,848			24	4,036	68
20	4,700	80	24,199	61	19,596	49	14,299	5	1,350	38	9,296	14	3,342	14	4,025	43	10,081	69
146	20,525	27	5,806	86	20,7													

AGRICULTURE—UTAH

COUNTY TABLE III.—VALUE OF FARM PRODUCTS SOLD, TRADED, OR USED BY OPERATOR'S

[See note, p. 282, beginning

CLASS OF PRODUCT AND TYPE OF FARM (See definitions in Introduction)	MORGAN		PIUTE		RICH		SALT LAKE		SAN JUAN		SANPETE	
	Farms reporting	Value	Farms reporting	Value	Farms reporting	Value	Farms reporting	Value	Farms reporting	Value	Farms reporting	Value
All products (sold, traded, or used by operator's family):	<i>Number</i>	<i>Dollars</i>	<i>Number</i>	<i>Dollars</i>	<i>Number</i>	<i>Dollars</i>	<i>Number</i>	<i>Dollars</i>	<i>Number</i>	<i>Dollars</i>	<i>Number</i>	<i>Dollars</i>
All types.....	246	767,935	221	799,587	260	1,329,947	2,794	6,588,308	386	766,753	1,679	4,241,639
General.....	68	167,500	46	71,020	34	61,856	343	558,873	37	46,834	415	632,233
Cash-grain.....	28	69,530	22	30,479	18	42,795	432	837,426	40	41,159	119	162,624
Crop-specialty.....	25	53,388					94	184,382				
Fruit.....	02	134,478	26	39,668	22	39,150	105	210,789			26	76,942
Truck.....	15	85,244	20	49,974	18	39,386	331	886,712	8	8,330	163	226,400
Dairy.....	19	204,510	60	279,890	109	1,116,951	53	238,340	42	44,032	328	1,196,073
Animal-specialty.....	22	56,402	6	15,313	4	6,510	29	278,518	151	541,970	217	1,569,897
Stock-ranch.....	7	2,583	8	3,077	5	1,367	613	1,848,068	5	11,976	54	129,166
Poultry.....			27	268,529	43	14,563	74	23,106	15	5,047	55	23,315
Self-sufficing.....							627	319,011	62	17,050	101	89,520
Abnormal.....												
Crops (incl. plants, flowers, etc.), sold or traded:												
All types.....	219	228,358	180	71,703	194	121,220	2,193	1,814,584	193	104,746	1,255	716,445
General.....	68	75,564	39	15,321	34	17,044	338	242,843	31	14,147	377	200,300
Cash-grain.....	28	51,933	22	23,423	18	12,897	92	167,373	36	39,151	111	90,156
Crop-specialty.....	25	30,631					432	627,171	40	31,773	119	109,278
Fruit.....	02	134,478	26	39,668	22	39,150	105	210,789			26	76,942
Truck.....	15	85,244	20	49,974	18	39,386	331	886,712	8	8,330	163	226,400
Dairy.....	19	204,510	60	279,890	109	1,116,951	53	238,340	42	44,032	328	1,196,073
Animal-specialty.....	22	56,402	6	15,313	4	6,510	29	278,518	151	541,970	217	1,569,897
Stock-ranch.....	7	2,583	8	3,077	5	1,367	613	1,848,068	5	11,976	54	129,166
Poultry.....			27	268,529	43	14,563	74	23,106	15	5,047	55	23,315
Self-sufficing.....							627	319,011	62	17,050	101	89,520
Abnormal.....	1	80	11	3,875	20	5,142	408	84,907	28	5,018	106	21,274
Livestock, sold or traded:												
All types.....	194	284,192	180	483,672	207	861,192	1,035	453,148	257	382,586	1,321	1,804,436
General.....	60	24,978	41	16,504	29	14,003	216	45,463	29	11,400	365	113,536
Cash-grain.....	11	3,574	15	4,004	12	6,506	28	5,950	11	3,522	50	8,546
Crop-specialty.....	11	3,574	15	4,004	12	6,506	28	5,950	11	3,522	50	8,546
Fruit.....	11	2,288					144	20,906	10	1,122	70	13,394
Truck.....	58	26,571	21	11,566	21	8,382	229	1,466			18	2,954
Dairy.....	15	51,084	20	24,983	18	24,351	50	67,385	6	1,812	136	34,321
Animal-specialty.....	19	151,445	57	177,237	107	804,502	28	113,616	42	22,722	321	719,486
Stock-ranch.....	15	3,630	4	2,150	3	1,071	150	104,899	139	339,312	210	891,549
Poultry.....			8	131	1	100	12	22,480	2	223	22	5,117
Self-sufficing.....	5	622	17	240,833	14	1,837	139	64,523	3	110	22	910
Abnormal.....									16	2,273	98	14,623
Livestock products, sold or traded:												
All types.....	222	240,795	201	166,393	219	297,454	2,099	2,820,749	281	233,181	1,509	1,850,601
General.....	67	56,461	45	27,471	31	13,623	322	192,629	34	14,468	401	210,626
Cash-grain.....	16	5,384	17	5,703	12	4,333	251	116,890	16	3,422	86	19,045
Crop-specialty.....	17	11,494					45	17,873			15	4,665
Fruit.....	02	66,276	26	18,732	22	21,142	23	3,091			15	4,665
Truck.....	15	18,009	10	14,571	15	5,326	50	614,647	8	5,103	163	130,389
Dairy.....	17	39,831	57	73,320	103	245,076	29	67,292	42	18,010	315	268,355
Animal-specialty.....	22	41,647	6	11,228	4	3,512	613	1,563,193	5	9,075	209	680,282
Stock-ranch.....			7	463	2	285	37	2,311	8	1,107	54	101,206
Poultry.....	6	1,633	19	13,865	26	3,552	344	71,932	20	3,172	144	24,162
Self-sufficing.....												
Abnormal.....												
Forests products sold:												
All types.....							5	396	10	329	3	58
General.....							1	150				
Cash-grain.....							1	100				
Crop-specialty.....							1	15			2	18
Dairy.....									7	209	1	40
Animal-specialty.....												
Stock-ranch.....												
Poultry.....												
Self-sufficing.....												
Abnormal.....												
Farm products used by operator's family:												
All types.....	235	34,590	206	47,789	243	50,091	2,615	497,429	289	45,911	1,548	861,199
General.....	68	10,497	40	12,324	34	6,586	342	77,788	37	6,729	413	107,711
Cash-grain.....	23	2,639	19	3,349	16	2,530	384	72,360	28	4,842	100	18,688
Crop-specialty.....	23	2,639	19	3,349	16	2,530	384	72,360	28	4,842	100	18,688
Fruit.....	23	2,975					89	16,895				
Truck.....	62	8,621	26	6,191	22	4,208	96	14,162			21	3,028
Dairy.....	15	3,028	10	5,071	17	2,703	50	11,171	10	1,820	308	76,016
Animal-specialty.....	16	3,193	51	13,307	103	27,640	11	1,834	115	16,581	182	47,041
Stock-ranch.....	22	2,489	6	1,007	4	930	600	111,253	4	1,075	50	9,787
Poultry.....			8	1,937	5	755	74	16,388	15	3,185	55	15,040
Self-sufficing.....	6	548	24	4,016	38	4,032	579	98,143	47	6,527	171	29,461
Abnormal.....												
RECEIPTS FROM BOARDERS, LODGERS, ETC.												
All types.....	7	870	3	1,170	6	1,060	42	9,079	6	836	17	3,303
General.....	3	225					5	540	1	36	6	857
Cash-grain.....	2	555	1	795	2	450	6	1,060	1	50	1	265
Crop-specialty.....							1	30				
Fruit.....												
Truck.....	1	60										
Dairy.....												
Animal-specialty.....			1	75			4	1,000			1	194
Stock-ranch.....							2	620				
Poultry.....									1	150	4	845
Self-sufficing.....							8	1,599	1	50	1	600
Abnormal.....	1	30	1	300	2	360	12	3,872	1	450	2	420

[See Note,

	THE STATE		BEAVER		BOX ELDER		CACHE		CARBON		DAGGETT		
	Farms reporting	Animal or quantity	Farms reporting	Animals or quantity	Farms reporting	Animals or quantity	Farms reporting	Animals or quantity	Farms reporting	Animals or quantity	Farms reporting	Animals or quantity	
General farms:													
1	Horses and mules, excluding colts..... number	4,672	16,713	40	123	328	1,463	299	1,130	33	103	5	12
2	Cows and heifers kept mainly for milk..... number	4,884	23,268	43	203	339	1,696	332	2,128	37	151	6	10
3	beef..... number	837	8,410	8	64	30	628	19	103	2	10		
4	Other cattle, including calves..... number	4,044	40,648	44	418	306	2,041	310	3,033	35	207	5	38
5	Sows and gilts..... number	1,159	2,048	15	27	80	136	24	74	10	10	1	3
6	Other hogs, excl. pigs under 3 mos. old..... number	2,422	9,676	21	52	148	601	76	336	21	179	3	13
Cash-grain farms:													
7	Horses and mules, excluding colts..... number	1,329	6,823			422	2,767	226	1,376	11	45	6	28
8	Cows and heifers kept mainly for milk..... number	1,103	3,324			316	1,074	212	973	8	21	4	14
9	beef..... number	121	962			27	1,313	10	83	2	8		
10	Other cattle, including calves..... number	922	6,288			260	1,736	200	1,541	7	52	3	69
11	Sows and gilts..... number	243	537			74	151	33	56	1	2	2	5
12	Other hogs, excl. pigs under 3 mos. old..... number	430	1,909			142	656	58	174	2	12	4	45
Crop-specialty farms:													
13	Horses and mules, excluding colts..... number	3,260	12,091	41	142	344	1,555	384	1,668	32	115	10	54
14	Cows and heifers kept mainly for milk..... number	2,853	11,228	30	109	295	1,224	400	2,065	33	75	5	16
15	beef..... number	289	1,941	4	33	18	240	11	43	3	7		7
16	Other cattle, including calves..... number	2,476	16,687	35	212	260	1,998	375	3,441	25	113	3	43
17	Sows and gilts..... number	526	966	10	19	63	100	44	100	8	29	5	17
18	Other hogs, excl. pigs under 3 mos. old..... number	1,210	4,524	18	59	117	515	136	529	9	48	4	72
Fruit farms:													
19	Horses and mules, excluding colts..... number	610	1,258			73	160	10	16				
20	Cows and heifers kept mainly for milk..... number	693	1,663			60	283	15	40				
21	beef..... number	14	89			2	46						
22	Other cattle, including calves..... number	402	1,882			48	541	12	39				
23	Sows and gilts..... number	67	123			5	8						
24	Other hogs, excl. pigs under 3 mos. old..... number	215	635			16	63	1	3				
Truck farms:													
25	Horses and mules, excluding colts..... number	526	1,267			19	56	9	21				
26	Cows and heifers kept mainly for milk..... number	385	1,039			18	73	10	29				
27	beef..... number	14	36										
28	Other cattle, including calves..... number	292	1,130			14	84	6	11				
29	Sows and gilts..... number	52	74					1	1				
30	Other hogs, excl. pigs under 3 mos. old..... number	126	356			2	6	1	2				
Dairy farms:													
31	Horses and mules, excluding colts..... number	2,869	9,661	120	440	91	350	670	2,234	16	62		
32	Cows and heifers kept mainly for milk..... number	3,317	30,124	141	1,218	118	866	706	7,160	25	420		
33	beef..... number	196	1,205	24	227	4	44	16	82	1	1		
34	Other cattle, including calves..... number	3,179	35,602	145	1,044	107	1,074	706	7,730	20	396		
35	Sows and gilts..... number	530	926	39	56	12	23	45	69	5	9		
36	Other hogs, excl. pigs under 3 mos. old..... number	1,195	4,168	60	163	33	139	165	624	6	42		
Animal-specialty farms:													
37	Horses and mules, excluding colts..... number	1,924	9,163	24	101	62	305	41	205	5	26	3	21
38	Cows and heifers kept mainly for milk..... number	1,623	8,021	22	205	52	242	32	228	5	19	2	5
39	beef..... number	837	18,051	17	332	26	676	10	317	3	9		
40	Other cattle, including calves..... number	1,800	43,179	27	662	56	2,216	81	1,353	6	78	2	3
41	Sows and gilts..... number	449	944	5	11	15	32	1	2			1	2
42	Other hogs, excl. pigs under 3 mos. old..... number	947	5,129	14	66	31	211	11	70	2	5	1	2
Stook ranches:													
43	Horses and mules, excluding colts..... number	1,937	16,053	40	347	104	1,329	35	239	23	97	15	127
44	Cows and heifers kept mainly for milk..... number	1,209	6,528	30	197	58	289	25	127	11	33	10	63
45	beef..... number	991	63,980	26	742	70	4,116	4	38	4	107	12	307
46	Other cattle, including calves..... number	1,507	90,602	44	2,612	90	4,712	23	517	12	125	16	667
47	Sows and gilts..... number	279	672	5	7	12	35	2	8	2	2	7	35
48	Other hogs, excl. pigs under 3 mos. old..... number	747	3,580	19	90	41	214	3	6	7	12	10	57
Poultry farms:													
49	Horses and mules, excluding colts..... number	739	1,017	5	17	40	114	59	155				
50	Cows and heifers kept mainly for milk..... number	1,109	3,243	4	17	66	184	86	315				
51	beef..... number	74	385	2	18	1	1	3	12				
52	Other cattle, including calves..... number	807	4,013	4	64	51	220	74	385				
53	Sows and gilts..... number	98	168	1	3	5	7	10	10				
54	Other hogs, excl. pigs under 3 mos. old..... number	250	777	1	2	10	57	16	32				
Self-sufficing farms:													
55	Horses and mules, excluding colts..... number	650	1,802	6	29	11	27	8	17	10	32		
56	Cows and heifers kept mainly for milk..... number	707	1,536	7	9	10	13	13	23	10	17		
57	beef..... number	57	186	3	9	1	4						
58	Other cattle, including calves..... number	540	1,816	6	38	9	27	10	28	9	22		
59	Sows and gilts..... number	86	181	1	1	2	2	2	2				
60	Other hogs, excl. pigs under 3 mos. old..... number	292	596	3	3		7	9	7		27		
Abnormal and unclassified farms:													
61	Horses and mules, excluding colts..... number	1,677	4,956	38	90	47	323	56	152	42	106	8	27
62	Cows and heifers kept mainly for milk..... number	2,261	5,165	33	116	66	170	135	352	44	95	4	26
63	beef..... number	187	1,079	4	78	2	14	1	26	4	10		
64	Other cattle, including calves..... number	1,623	6,880	29	500	42	241	109	433	26	60	3	25
65	Sows and gilts..... number	193	491	6	11	5	6	4	21	5	9	1	2
66	Other hogs, excl. pigs under 3 mos. old..... number	745	2,207	10	14	17	72	22	48	20	79	2	11
SPECIFIED ITEMS, BY TWO TYPES OF FARMS													
67	Steers, 2 years old and over..... number		16,217		436		781		61		12		119
68	All other..... number		15,307		632		1,485		902		78		29
69	Ranches..... number	1,774	1,903,541	25	16,978	80	77,659	35	43,294	24	24,488	10	11,319
70	All other..... number	5,243	555,111	81	5,805	276	15,838	241	15,096	50	4,119	17	1,670
71	Sheep, excluding lambs..... number	3,372	32,257	150	1,305	121	981	802	7,076	26	427		
72	Dairy..... number	17,797	70,387	193	984	1,305	5,333	1,278	7,359	168	415	37	133
73	All cows milked..... number	419	2,409	53	270	14	87	30	199	8	61		
74	Of beef or dual-purpose..... number	3,373	12,730	70	378	237	896	77	306	44	109		
75	breeding..... number	3,372	24,155,294	160	865,385	112	773,205	802	6,902,492	26	327,405		
76	Milk produced..... number	17,797	40,884,034	193	552,861	1,305	3,381,647	1,278	5,704,420	168	191,548	37	61,538
77	Dairy..... gallons		749		666		666		899		787		
78	Production, per cow..... gallons		581		528		634		775		642		463
79	Dairy..... gallons		16,844,601		806,528		582,665		6,489,391		288,648		
80	All other..... gallons		15,576,004		366,102		1,294,163		4,908,433		46,156		18,900
81	Dairy..... pounds		1,014,068		13,828		44,318		24,053		3,110		
82	cream sold as butterfat..... pounds		4,230,352		6,904		392,700		90,072		10,305		8,770
83	Chickens over 3 months old..... number	1,764	1,014,360	6	1,182	117	52,907	130	55,186				
84	on farms, Apr. 1, 1930..... number	16,400	1,081,363	278	8,373	1,176	112,842	1,385	114,683	162	9,970	44	1,326
85	Chicken eggs produced..... dozens		10,220,897		11,405		599,807		557,277				
86	Production, per chicken..... dozens		8,241,618		65,147		906,179		887,423		80,962		8,092
87	on hand..... dozens		10.1		9.6		11.3		10.1				
88	All other..... dozens		7.6		7.8		8.0		7.5		8.1		6.1

LIVESTOCK PRODUCTS, 1929, BY TYPE OF FARM

bottom of p. 81

DAVIS		DUCHESENE		EMERY		GARFIELD		GRAND		IRON		JUAB		KANE		MILLARD			
Farms reporting	Animals or quantity	Farms reporting	Animals or quantity	Farms reporting	Animals or quantity	Farms reporting	Animals or quantity	Farms reporting	Animals or quantity	Farms reporting	Animals or quantity	Farms reporting	Animals or quantity	Farms reporting	Animals or quantity	Farms reporting	Animals or quantity		
201	604	306	1,165	292	1,251	77	240	8	25	73	233	76	340	15	61	223	912	1	
208	932	292	1,714	290	1,228	76	370	8	40	70	260	70	311	12	48	235	1,097	2	
6	40	51	639	120	1,266	20	180	1	35	18	176	21	260	4	29	50	741	3	
186	1,107	285	2,696	275	2,420	76	888	5	35	66	606	67	571	14	90	229	2,184	4	
74	138	62	119	123	215	18	41	1	1	12	30	18	30			95	165	5	
94	565	174	616	181	788	63	188	4	9	45	188	45	162	9	19	142	674	6	
10	38	11	33	58	223	4	10	11	24				569			29	111	7	
10	31	5	12	50	168	5	6	8	13				320			24	78	8	
1	1			10	62	1	2	2	3				230			4	80	9	
9	35	2	3	46	209			1	5				707			17	74	10	
5	12	1	2	23	66			4	7				90			8	13	11	
5	27	2	6	37	151	3	8	2	19				272			16	48	12	
284	1,024	105	400	29	133	28	97	10	30	80	112	19	143	15	49	268	1,105	13	
221	716	56	180	20	62	28	68	8	16	23	66	18	42	10	37	215	754	14	
8	61	8	61	8	51	3	14	2	25	3	9	4	26	4	40	15	201	15	
172	807	42	225	17	81	22	104			10	97	11	181	13	102	109	1,232	16	
81	127	4	5	10	28	4	28	2	4	8	17	1	2			30	69	17	
87	340	24	49	15	42	24	69	4	50	18	40	7	42	0	16	101	396	18	
54	122			5	10													10	
70	173			7	12													20	
3	3																	21	
51	173			4	8													22	
2	3			2	4													23	
16	65			2	20													24	
203	490			3	15													25	
143	362			3	7													26	
2	6			1	1													27	
95	345			2	10													28	
21	27			1	3													29	
36	102			1	3													30	
118	345	167	662	23	102	8	31			34	108	22	67	3	87	169	601	31	
139	1,311	170	1,767	24	181	9	77			42	275	27	194	3	16	182	1,146	32	
4	13	22	473	1	4	1	1			2	2	2	16			8	63	33	
133	1,207	167	2,372	22	187	9	148			37	302	21	123	3	19	172	1,421	34	
16	22	44	124	9	13	1	1			3	8	6	10			58	85	35	
31	99	111	547	12	22	7	26			23	48	11	82	1	1	117	385	36	
53	257	73	363	50	284	42	172	9	54	121	423	51	277			154	680	37	
47	237	66	462	55	191	33	172	3	8	111	148	40	148			136	684	38	
15	330	26	558	39	905	23	706	4	305	20	372	36	788			66	1,500	39	
42	1,228	67	1,753	52	1,139	47	1,187	5	274	67	1,072	60	1,340			140	2,039	40	
16	50	18	24	28	40	6	12	3	6	14	27	10	17			61	141	41	
28	218	47	189	31	307	28	55	5	43	70	202	13	38			83	604	42	
16	134	132	909	57	457	136	815	36	350	136	625	22	134	82	702	109	792	43	
8	24	97	790	45	201	114	505	4	18	73	188	15	62	52	166	90	478	44	
6	424	64	2,654	46	3,635	70	3,571	24	3,345	35	1,354	16	736	54	4,127	78	4,555	45	
9	1,352	106	5,899	61	3,142	124	5,002	21	2,488	76	2,434	10	1,684	84	4,851	107	5,704	46	
2	4	27	35	15	33	12	24	3	4	3	5	4	10	2	2	33	73	47	
5	53	55	247	27	67	94	321	9	27	47	131	4	13	30	89	61	442	48	
31	79	7	30	11	31			4		6	12	8	23			17	60	49	
40	142	4	24	12	43			3		10	4	15	11			20	66	50	
32	159	4	22	1	5					1	2	6	1			2	12	51	
6	14			1	1					1	1	3	3			4	94	52	
8	25	2	10	4	19			1		1	1	1	3			7	5	53	
10	22	74	226	52	186	37	85	5	9	33	90	11	47	13	30	38	114	55	
16	30	55	189	51	160	45	110	3	5	29	53	9	10	13	35	41	111	56	
		3	6	9	37	5	10	1	4	5	10	2	8	4	14			67	
12	35	35	151	42	118	35	126			23	83	8	58	13	40	33	101	68	
		4	5	22	38	3	3	1	1	5	11	2	2	2	2	7	8	69	
3	4	31	69	27	71	23	43	1	1	18	29	4	4	5	8	22	81	60	
91	236	55	164	90	320	46	108	19	73	53	126	31	84	37	108	79	224	61	
99	206	44	149	87	232	61	161	14	48	53	139	39	77	43	108	87	215	62	
2	38	11	62	17	419	6	28	9	179	12	70	4	85	7	159	4	11	63	
68	204	32	131	59	260	50	214	6	102	46	155	20	140	35	222	69	247	64	
15	25	2	3	18	28	6	13	1	1	3	3	3	3			15	18	65	
35	83	20	20	50	163	39	69	5	28	18	37	15	18	22	28	51	131	66	
	457		2,003		134		595		22		1,003		451		265		723	67	
	571		493		191		443		5		206		504		38		732	68	
15	41,242	109	60,195	38	34,802	143	104,900	38	88,345	140	142,015	21	30,226	43	53,247	62	38,570	69	
159	5,469	257	22,597	225	17,597	107	8,353	11	3,351	203	36,848	145	12,811	25	1,601	319	26,247	70	
130	1,326	173	1,897	24	161	9	86			44	305	27	191	3	16	184	1,333	71	
841	2,919	602	3,522	635	2,410	409	1,763	59	148	291	1,288	330	1,159	103	486	888	3,721	72	
9	100	26	214	9	54	3	23			5	23	7	21			10	67	73	
46	183	98	573	277	979	100	702	17	42	97	323	77	256	57	160	122	401	74	
139	910,594	173	1,296,944	24	92,085	9	53,200			44	232,961	27	115,728	3	9,700	184	954,185	75	
841	1,775,048	802	1,501,046	635	1,141,480	409	701,149	59	49,960	391	674,542	339	663,895	163	240,120	388	2,322,295	76	
			684		572		619				764		606			606	716	77	
			637		474		398				521		573		494		624	78	
	810,230		24,612		14,200		7,680				107,665		30,608		2,000		46,692	79	
	912,821		17,523		16,395		97,460				261,701		38,485		7,645		102,072	80	
	19,770		376,063		16,726		11,771				6,307		18,996		1,520		261,589	81	
	92,610		445,205		204,742		89,056				37,386		97,908		20,532		502,836	82	
	34,711	6	1,080	14	4,275		4,275	4			906	18	7,095			24	6,138	83	
865	58,533	730	23,789	581	30,123	350	9,594	71	2,976	309	11,629	250	18,027	108	2,765	840	43,390	84	
	843,171		45,909		9,168						9,154		78,534				67,865	85	
	374,564		178,329		275,423		78,351				94,549		130,748		25,239		332,617	86	
	9.9		8.9		10.1						10.1		11.1				11.1	87	
	6.4		7.5		9.1		8.2				8.1		7.0		9.1		7.7	88	

[See Note,

TYPE OF FARM, BY CLASS OF ANIMALS (See definitions in Introduction)		MORGAN		PIUTE		RICH		SALT LAKE		SAN JUAN		SANPETE		
		Farms reporting	Animals or quantity	Farms reporting	Animals or quantity	Farms reporting	Animals or quantity	Farms reporting	Animals or quantity	Farms reporting	Animals or quantity	Farms reporting	Animals or quantity	
1	General farms:													
2	Horses and mules, excluding colts..... number	67	247	44	154	30	136	238	638	36	213	355	1,170	
3	Cows and heifers kept mainly for milk..... number	64	410	42	242	23	159	303	1,100	31	194	402	1,638	
4	beef..... number	8	74	15	203	74	84	14	36	3	25	54	578	
5	Other cattle, including calves..... number	67	793	43	498	29	290	242	1,146	34	220	370	3,081	
6	Sows and gilts..... number	17	27	23	31	8	11	66	96	5	11	115	177	
	Other hogs, excl. pigs under 3 mos. old..... number	22	128	30	193	13	45	103	413	18	54	193	673	
7	Cash-grain farms:													
8	Horses and mules, excluding colts..... number			5	17	6	42	64	242	30	128	93	378	
9	Cows and heifers kept mainly for milk..... number			4	18	3	11	57	155	14	52	89	255	
10	beef..... number			1	4	1	2	3	6	3	15	9	89	
11	Other cattle, including calves..... number			3	27	2	17	43	169	15	65	69	333	
12	Sows and gilts..... number			2	3	1	2	6	7	2	3	16	28	
	Other hogs, excl. pigs under 3 mos. old..... number			1	2	2	3	18	75	11	22	46	103	
13	Crop-specialty farms:													
14	Horses and mules, excluding colts..... number	24	117	20	57	16	110	302	984	38	151	86	268	
15	Cows and heifers kept mainly for milk..... number	20	85	18	66	12	61	282	903	25	83	88	246	
16	beef..... number	2	6	2	6	6	190	4	5			9	46	
17	Other cattle, including calves..... number	16	116	17	70	13	205	217	848	17	97	84	498	
18	Sows and gilts..... number	3	7	4	6	5	15	57	80	2	5	20	46	
	Other hogs, excl. pigs under 3 mos. old..... number	9	38	12	30	6	18	95	316	20	56	53	289	
19	Fruit farms:													
20	Horses and mules, excluding colts..... number							54	126					
21	Cows and heifers kept mainly for milk..... number							52	118					
22	beef..... number													
23	Other cattle, including calves..... number								35					
24	Sows and gilts..... number								9					
	Other hogs, excl. pigs under 3 mos. old..... number								10					
25	Truck farms:													
26	Horses and mules, excluding colts..... number	22	69					71	120			22	77	
27	Cows and heifers kept mainly for milk..... number	17	38					36	60			17	46	
28	beef..... number	1	4					2	3			3	9	
29	Other cattle, including calves..... number	18	93					25	66			17	111	
30	Sows and gilts..... number							5	5			7	16	
	Other hogs, excl. pigs under 3 mos. old..... number	3	15					18	62			6	16	
31	Dairy farms:													
32	Horses and mules, excluding colts..... number	53	220	23	85	22	111	248	692	7	38	132	403	
33	Cows and heifers kept mainly for milk..... number	61	571	26	211	21	221	329	3,496	8	71	156	1,091	
34	beef..... number	4	23	1	4	3	15	8	46	1	15	6	37	
35	Other cattle, including calves..... number	62	913	25	353	21	288	308	3,366	8	150	149	1,339	
36	Sows and gilts..... number	16	25	13	25	4	7	48	66	2	5	39	64	
37	Other hogs, excl. pigs under 3 mos. old..... number	25	121	16	64	7	17	68	211	2	16	87	223	
38	Animal-specialty farms:													
39	Horses and mules, excluding colts..... number	15	90	20	117	18	115	46	170	42	550	289	1,161	
40	Cows and heifers kept mainly for milk..... number	14	90	16	116	12	74	40	161	7	52	207	909	
41	beef..... number	7	271	6	96	11	190	2	41	26	234	106	1,497	
42	Other cattle, including calves..... number	15	699	18	389	18	359	27	241	32	267	259	4,207	
43	Sows and gilts..... number	6	15	12	32	4	13	18	44	3	5	59	42	
	Other hogs, excl. pigs under 3 mos. old..... number	7	66	11	46	8	10	17	365	2	10	109	427	
44	Stock ranches:													
45	Horses and mules, excluding colts..... number	16	157	56	354	103	1,402	4	96	140	1,871	181	1,283	
46	Cows and heifers kept mainly for milk..... number	13	84	43	209	69	556	7	35	20	119	158	485	
47	beef..... number	13	676	29	1,519	83	9,314	1	7	57	6,402	44	1,730	
48	Other cattle, including calves..... number	16	1,743	52	2,402	100	12,005	8	82	66	6,620	133	2,059	
	Sows and gilts..... number	4	6	18	33	34	99	3	6	1	12	25	36	
	Other hogs, excl. pigs under 3 mos. old..... number	8	54	20	164	52	283	2	24	17	78	51	187	
49	Poultry farms:													
50	Horses and mules, excluding colts..... number	13	40	6	20	3	9	178	421	3	10	18	56	
51	Cows and heifers kept mainly for milk..... number	16	84	6	26	3	12	327	787	3	9	88	98	
52	beef..... number	2	13	1	50	2	22	10	22			2	6	
53	Other cattle, including calves..... number	13	108	5	111	4	61	189	680	2	6	25	32	
54	Sows and gilts..... number	1	1	2	4			25	34	1	1	2	2	
	Other hogs, excl. pigs under 3 mos. old..... number	1	10	3	7	1	1	57	167	2	3	9	18	
55	Self-sufficing farms:													
56	Horses and mules, excluding colts..... number			7	19	3	10	35	66	14	40	35	85	
57	Cows and heifers kept mainly for milk..... number			5	11	2	3	61	77	13	34	50	93	
58	beef..... number					1	7	1	1					
59	Other cattle, including calves..... number			3	5	2	5	35	58	11	34	30	108	
60	Sows and gilts..... number			2	2	2	2	5	2	11	7	7	11	
	Other hogs, excl. pigs under 3 mos. old..... number			1	5			13	25	6	20	12	19	
61	Abnormal and unclassified farms:													
62	Horses and mules, excluding colts..... number	3	52	23	93	38	121	104	423	70	332	103	241	
63	Cows and heifers kept mainly for milk..... number	6	15	20	57	25	71	391	635	49	131	105	378	
64	beef..... number			1	1	12	42	6	8	3	140	9	29	
65	Other cattle, including calves..... number	3	4	17	227	24	77	240	582	36	139	118	396	
66	Sows and gilts..... number			3	3	3	4	33	73	5	9	17	167	
	Other hogs, excl. pigs under 3 mos. old..... number	1	1	12	23	7	16	80	250	18	46	51	128	
67	SPECIFIED ITEMS, BY TWO TYPES OF FARMS													
68	Steers, 2 years old and over..... number		512		207		1,766		6		237		232	
69	Ranches..... number		328		103		141		135		17		1,007	
70	All other..... number	12	15,896	47	22,107	76	109,436	28	47,382	129	92,085	201	237,676	
71	Sheep, excluding lambs..... number	32	4,604	26	11,077	26	2,330	306	40,149	69	9,674	736	110,593	
72	Dairy..... number	62	580	88	199	22	221	331	3,768	8	91	103	1,183	
73	All other..... number	159	912	164	845	203	1,037	1,636	4,240	152	556	1,331	4,381	
74	Of beef or dual-purpose breeding..... number	13	87	10	69	7	48	81	276			11	54	
75	Dairy..... number	37	205	61	278	111	525	113	312	8	26	215	668	
76	All other..... number	02	426,372	26	120,290	22	172,350	331	2,729,849	8	40,340	163	874,093	
77	Milk produced..... gallons	159	600,555	104	469,487	203	556,169	1,636	2,592,461	152	219,787	1,331	2,678,870	
78	Production, per cow..... gallons		785		650		780		724		443		739	
79	All other..... gallons		659		556		538		611		395		611	
80	Whole milk sold..... gallons		271,829		32,710		94,305		2,489,443		1,515		107,765	
81	Dairy..... gallons		309,184		226,860		209,765		1,262,222		12,220		211,407	
82	All other..... gallons		33,285		25,122		24,810		2,218		13,220		226,164	
83	Cream sold as butterfat..... pounds		64,502		37,429		74,178		51,193		36,794		463,314	
84	Chickens over 3 months old on farms Apr. 1, 1930..... number	22	11,330	6	5,439	4	598	598	399,298	2	182	50	18,198	
85	All other..... number	159	20,690	177	5,186	172	9,092	1,409	132,585	135	4,706	1,155	57,875	
86	Chicken eggs produced..... dozens		107,075		5,855		7,250		4,063,025		1,825		202,246	
87	All other..... dozens		176,202		39,796		81,713		931,087		44,635		465,567	
88	Production, per chicken on hand..... dozens		9.5		10.9		12.1		10.2		11.3		11.1	
	All other..... dozens		8.0		7.7		9.0		7.0		9.5		8.0	

TYPE AND SIZE (See definitions in Introduction)	THE STATE	Beaver	Box Elder	Cache	Carbon	Daggett	Davis	Du-chesne	Emery	Garfield	Grand	Iron	Juab
		Number	Number	Number	Number	Number	Number	Number	Number	Number	Number	Number	Number
General farms:													
Under 10 acres	233	5	16	18	3		7	4	3	1			5
10 to 19 acres	400	2	28	27	3		26	3	8	5			6
20 to 49 acres	1,512	10	111	106	11		89	44	56	11	4		17
50 to 99 acres	1,381	17	86	87	16	1	62	55	91	18	3		17
100 to 174 acres	945	8	49	54	10	4	17	115	90	30	1		20
175 to 259 acres	416	5	20	30	1	1	9	46	33	15			9
260 to 499 acres	341	4	27	21	5		4	30	26	8	1		11
500 acres and over	172		26	10			1	7	4	2	2		5
Cash-grain farms:													
Under 10 acres	53		6	1	3		1				4		2
10 to 19 acres	180		42	22	6		3	1	7	3	4		3
20 to 49 acres	284		60	29	6	1		4	16	1	2		23
50 to 99 acres	293		78	53	2	3	3	6	21	1	3		38
100 to 174 acres	203		64	50	1	3	1	1	10	2	2		30
175 to 259 acres	293		98	67	1	1	4	1	7	2			33
260 to 499 acres	178		86	35		1	1				1		18
500 acres and over	108		67	6		1			1				12
Crop-specialty farms:													
Under 10 acres	99		6	11			7	1		2			
10 to 19 acres	295		20	29	2		33	1	1				
20 to 49 acres	1,356	12	105	140	18		159	24	5	9	4		3
50 to 99 acres	1,091	19	128	159	20		92	34	4	16	2	11	5
100 to 174 acres	660	11	98	77	12	3	15	51	11	10	5	7	5
175 to 259 acres	210	4	26	27	1	3	2	11	6	4		6	3
260 to 499 acres	195	4	22	22	4	5	6	8	3	6	1	3	3
500 to 999 acres	66		15	2			2	2	2	3		2	
1,000 acres and over	33		6		1							2	1
Fruit farms:													
Under 3 acres	26		6	5			11						
3 to 9 acres	222		34	10			43		1				
10 to 19 acres	257		19	1			28		2				
20 to 49 acres	267		23	6			33		4				
50 to 99 acres	103		15	1			18		2				
100 to 174 acres	44		10	1			4		2				
175 to 259 acres	20		4				3						
260 to 499 acres	8		1										
500 to 999 acres	4		3										
1,000 to 4,999 acres	5		1										
Truck farms:													
Under 3 acres	4												
3 to 9 acres	156		10	6			73						
10 to 19 acres	206		3	3			85						
20 to 49 acres	244		9	7			80		1				
50 to 99 acres	69		4	1			20		1				
100 to 174 acres	29		3				10		1				
175 acres and over	13		1				1		1				
Dairy farms:													
Under 3 acres	78		8	33			8		1				1
3 to 9 acres	160	1	6	54			14		1				2
10 to 19 acres	247	7	8	73			50		4				3
20 to 49 acres	935	42	32	234	7		14	14	4	1			15
50 to 99 acres	690	54	26	214	5		40	45	3	2			8
100 to 174 acres	675	27	23	115	10		17	70	10	2			9
175 to 259 acres	209	10	6	45	1		0	18	3	3			4
260 to 499 acres	148	8	8	22	2		2	21	1				5
500 acres and over	78	1	4	12	1		2	4	1				2
Animal-specialty farms:													
3 to 9 acres	13		3	2							1		
10 to 19 acres	49	1	1	3				1		2			1
20 to 49 acres	313	3	3	6	1		9	3	11	6			8
50 to 99 acres	597	6	14	10	2		23	19	15	16	2		10
100 to 174 acres	539	10	17	11	2	2	11	22	19	17	5		12
175 to 259 acres	233	5	9	9	1	1	4	18	10	5			13
260 to 499 acres	250	3	9	9	1		2	14	7	3			20
500 to 999 acres	93		4	2			5			1			11
1,000 to 4,999 acres	10		4	1							2		6
Stock ranches:													
Under 3 acres	364	1	13	5	10	1	4	10	6	28	26	15	11
3 to 9 acres	145	4	3	2	2	1	4	3	7	23	5	2	
10 to 19 acres	151	8	5	2	2	1		24	12	13	1	2	
20 to 49 acres	245	10	5	2	0			41	11	38	8	2	
50 to 99 acres	182	2	3	1	2		2	23	7	20	2	0	
100 to 174 acres	347	14	13	4	4		1	30	8	25	4	18	6
175 to 259 acres	387	6	27	9	1	4	2	4	6	15	6	50	5
260 to 499 acres	453	2	40	14	2	3	4	4	8	13	2	48	10
5,000 to 9,999 acres	69	1	5	2		1	1	1		1	2	14	3
10,000 acres and over	45		5	2			4	1		1		4	1
Poultry farms:													
Under 3 acres	531		39	50			25				1		0
3 to 9 acres	388		27	25			14		1		1		3
10 to 19 acres	220		7	13			8		1		2		
20 to 49 acres	357	2	22	19			14	2	5			1	4
50 to 99 acres	166	1	12	14			11		2		1	1	1
100 to 174 acres	93	2	4	6				3	1		1	2	2
175 to 259 acres	28	1	3	3					2			1	1
260 to 499 acres	40	1	2	2				1	2			4	2
500 to 999 acres	14		2	1				1				1	
Self-sufficing farms:													
Under 3 acres	15			2									1
3 to 9 acres	190	1	3	10	7		8	1	3	5	1		2
10 to 19 acres	146		5	2	3		4	1	1	4			3
20 to 49 acres	253	3	3	3	4		4	33	18	11	1	12	3
50 to 99 acres	148	2	1	1	3		2	22	20	13		3	
100 to 174 acres	92	1	1	1	2			19	10	10	2	4	5
175 to 259 acres	30							3	7	2		2	
260 to 499 acres	28	1						1	2	1		6	3
500 acres and over	20		2							2	1	5	2
Abnormal farms:													
Under 3 acres	331		22	41			25	1	1	1	5	2	9
3 to 9 acres	1,003	5	24	75	13		79	2	6	10	9	8	12
10 to 19 acres	602	6	16	28	10		36		10	14	1	6	5
20 to 49 acres	631	10	15	26	23	1	25	18	35	14	3	13	17
50 to 99 acres	245	7	6	13	4		10	5	24	10		15	8
100 to 174 acres	199	4	11	2	2		1	7	14	22	5	9	4
175 to 499 acres	136	4	9	1	2			4	4		1	15	5
500 acres and over	43	1	3	1	1			1	1	2		5	2

AGRICULTURE—UTAH

COUNTY TABLE VI.—TYPE OF FARM, BY SPECIFIED VALUE OF FARM

[See Note,

	TYPE, BY VALUE OF PRODUCTS (See definitions in Introduction)	THE STATE	Beaver	Box Elder	Cache	Carbon	Daggett	Davis	Duchesne	Emery	Garfield	Grand	Iron	Juab
			Number	Number	Number	Number	Number	Number	Number	Number	Number	Number	Number	Number
1	General farms:													
2	Under \$250.....	39	2	2	2				6	4	2		2	2
3	\$250-\$500.....	136	8	7	8			4	12	9			3	9
4	\$500-\$1,000.....	379	13	13	10	5		12	22	20	7		20	9
5	\$1,000-\$1,499.....	1,231	13	41	49	17	3	30	98	98	31	1	21	22
6	\$1,500-\$2,499.....	1,388	13	58	57	12	1	45	96	89	29	2	20	14
7	\$2,500-\$3,999.....	680	3	121	106	10	2	66	80	67	14	5	15	19
8	\$4,000-\$5,999.....	193		34	73	4		36	25	20	6	2	2	9
9	\$6,000 and over.....	75		33	30	1		16	3	2	1	1		3
10	Cash-grain farms:													
11	Under \$250.....	47		10	2	2				9	2			3
12	\$250-\$500.....	173		17	16	7		2		10		4		15
13	\$500-\$1,000.....	236		28	21	9			7	14	4	5		30
14	\$1,000-\$1,499.....	288		63	33	4	2	3	4	16	1	1		36
15	\$1,500-\$2,499.....	389		138	73	2	2	3	2	8		2		42
16	\$2,500-\$3,999.....	252		79	67	1	2	1		4		2		19
17	\$4,000-\$5,999.....	187		102	31			2		1		1		11
18	\$6,000-\$9,999.....	63		43	13			1		1		1		2
19	\$10,000 and over.....	22		11	5					1		1		1
20	Crop-specialty farms:													
21	Under \$250.....	145	2	7	8	1		1	21		3		3	2
22	\$250-\$500.....	449	10	20	20	11	1	11	45		7		14	4
23	\$500-\$1,000.....	610	12	27	34	13	1	12	77	7	16	3	7	5
24	\$1,000-\$1,499.....	704	9	40	58	10		32	17	8	17	4	5	6
25	\$1,500-\$2,499.....	910	11	101	117	0	4	77	12	3	6	1	6	2
26	\$2,500-\$3,999.....	700	6	104	110	12	1	90	3	0	1	1	5	
27	\$4,000-\$5,999.....	317		52	83	1	4	53		1				
28	\$6,000-\$9,999.....	145		29	33			36					2	
29	\$10,000 and over.....	25		7	4	1		4						
30	Fruit farms:													
31	Under \$250.....	25		3	1			0						
32	\$250-\$500.....	114		14	7			17		1				
33	\$500-\$1,000.....	161		16	6			20		2				
34	\$1,000-\$1,499.....	195		19	3			22		3				
35	\$1,500-\$2,499.....	215		22	4			32		4				
36	\$2,500-\$3,999.....	152		22	2			22		1				
37	\$4,000-\$5,999.....	82		15				17						
38	\$6,000-\$9,999.....	27		4	1			3						
39	\$10,000 and over.....	12		2				1						
40	Truck farms:													
41	Under \$250.....	5			1									
42	\$250-\$500.....	78		1	2			14						
43	\$500-\$1,000.....	124		9	7			39		1				
44	\$1,000-\$1,499.....	156		9	3			60						
45	\$1,500-\$2,499.....	187		5	4			77		2				
46	\$2,500-\$3,999.....	107		3				51						
47	\$4,000-\$5,999.....	42		1				22						
48	\$6,000-\$9,999.....	19		2				5						
49	\$10,000 and over.....	3						1						
50	Dairy farms:													
51	Under \$250.....	10			5					2			2	1
52	\$250-\$500.....	266	13	11	50			3		12			4	4
53	\$500-\$1,000.....	577	32	22	100	1		29		26			9	9
54	\$1,000-\$1,499.....	731	40	19	143	2		27		46	5		4	6
55	\$1,500-\$2,499.....	936	43	35	250	11		39		44			13	6
56	\$2,500-\$3,999.....	550	18	26	168	3		30		37			8	4
57	\$4,000-\$5,999.....	178	4	7	65	4		8		33			7	2
58	\$6,000-\$9,999.....	82		1	20	3		2		6			1	
59	\$10,000 and over.....	24			1	2		1		1				1
60	Animal-specialty farms:													
61	Under \$250.....	4			2				1					
62	\$250-\$500.....	73	1	1	3	3	1		4		4	2	10	3
63	\$500-\$1,000.....	185	5	3	3			2	7	11	8	1	18	7
64	\$1,000-\$1,499.....	260	3	9	5	3		3	8	13	5		19	6
65	\$1,500-\$2,499.....	540	5	9	8			6	21	21	5		28	6
66	\$2,500-\$3,999.....	441	7	13	11	1	1	7	18	6	20	2	28	15
67	\$4,000-\$5,999.....	276	1	12	9			5	9	3	6		28	13
68	\$6,000-\$9,999.....	195	2	2	3			13	2	2	2	1	14	6
69	\$10,000 and over.....	132	4	15	5			18	5	2	2		11	3
70	Stock ranches:													
71	Under \$250.....	34		4		2						2	5	1
72	\$250-\$500.....	89		4		2			5		4	2	9	1
73	\$500-\$1,000.....	150	2	4	2	3		1	9	4	11		13	7
74	\$1,000-\$1,499.....	192	5	12	2	1	3	2	11	3	20	3	10	4
75	\$1,500-\$2,499.....	300	5	12	8	4	6	1	31	21	26	6	23	7
76	\$2,500-\$3,999.....	403	14	19	5	4	3	1	40	13	48	2	23	4
77	\$4,000-\$5,999.....	306	12	20	7	8	1	2	31	10	28	3	25	7
78	\$6,000-\$9,999.....	381	7	26	7	6	3	1	23	10	28	3	25	7
79	\$10,000 and over.....	280	3	11	6	2	1	7	10	10	27	9	27	3
80	Poultry farms:													
81	Under \$250.....	8		1	1				5	3		12		6
82	\$250-\$500.....	107	1	8	10			2	2	1			3	2
83	\$500-\$1,000.....	249		11	23			14		4			3	4
84	\$1,000-\$1,499.....	311	2	22	35			13	3	2			2	2
85	\$1,500-\$2,499.....	445	3	32	27			19	1	2			1	5
86	\$2,500-\$3,999.....	373	1	22	23			14	1	3			2	2
87	\$4,000-\$5,999.....	191		14	10			5		2			1	3
88	\$6,000-\$9,999.....	98		4	2			5						3
89	\$10,000 and over.....	45		4	2									
90	Self-sufficing farms:													
91	Under \$250.....	249	1	9	9	3		4	18	6	3	2	13	4
92	\$250-\$500.....	205	2	4	5	2		9	16	9	17	1	11	5
93	\$500-\$1,000.....	212	3	2	6			3	18	15	18		8	4
94	\$1,000-\$1,499.....	183	2		4	7		4	23	31	11	2	6	1
95	Abnormal farms:													
96	Under \$250.....	764	10	20	43	6	1	33	8	5	16	10	10	23
97	\$250-\$500.....	826	12	21	51	12		39	7	17	20	6	29	19
98	\$500-\$1,000.....	910	7	33	55	16	2	52	14	24	28	6	14	10
99	\$1,000-\$1,499.....	611	11	19	32	17		36	7	40	14	1	13	10
100	\$1,500-\$2,499.....	17		1	2		1	2	2					
101	\$2,500-\$3,999.....	11			2			2						
102	\$4,000-\$5,999.....	10		2				2		1				
103	\$6,000-\$9,999.....	13		3						1				
104	\$10,000 and over.....	38	2	7	3			1		1			1</	

AGRICULTURE—UTAH

TENURE OF FARM OPERATOR, 1930

bottom of p. 8]

Kane	Millard	Morgan	Plute	Rich	Salt Lake	San Juan	Sanpete	Sevier	Summit	Tooele	Uintah	Utah	Wasatch	Wash- ington	Wayne	Weber	
Number	Number	Number	Number	Number	Number	Number	Number	Number	Number	Number	Number	Number	Number	Number	Number	Number	Number
12 3	164 51 1	53 11	34 9 1	24 5	230 09 6	29 6	248 121 2	151 40	67 14 1	34 6 1	197 43 2	550 211 5	80 28	140 30 1	45 5	270 60	1 2 3
1	1 31	2 2	2 2	4 1	13 17	2	8 36	10 18	6 4	3 2	17 20	20 51	1 11	7	2	15 27	4 5
	22 9		4 1	5 1	53 27 1	22 8	48 36 1	19 4		16 12	14 3 1	78 81 2	6 8	2 1	2 6	6 7 8	
	1 1		1	1	4 8	6	1 25	9		3	1 5	6 13			1 3	1 3	0 10
13 3	191 55 6	18 3 1	16 3	15 1 1	248 97 4	23 9	70 80	133 69	16 1	31 5	91 25 1	309 146 1	33 4	30 6	14 1	223 60 2	11 12 13
1	4 51	2 4	3	1	28 55	1 7	2 17	6 44	4	2 5	11 10	23 60	9	1 5	1 1	27 23	14 15
					73 10 3					4 1	7	380 70 4		25 5	3 1	93 13 4	16 17 18
					8											3 8	19 20
		9 7			47 12		17 3	4 2						13 1		62 25 1	21 22 23
		3 6			45 1		2 4					9 10				24 14	24 25
2 1	140 28	46 9	16 7	20	216 70 1	7 1	94 46 1	69 23	99 16 8	30 4	84 27	148 41	60 11	10 1	12 1	189 67 3	26 27 28
	2 14	3 4	2 1	2	21 17		5 17	3 5	16 10	1 1	14 17	18 18	1 10			19 27	29 30
	102 39	11 2	13 5	18	42 8	39 1	212 86	174 60 1	79 16	36 4 3	74 19	93 21 1	52 17	22 4	76 7	37 4	31 32 33
	5 17	1 1	1 1		2 1	1 1	7 23	6 12	3 2	3 3	7 12	1 8	1 3	1 1	1 3	4 1	34 35
74 14	93 17 3	8 6 2	43 8 4	99 28 7	26 1	140 4 1	151 51 3	33 4 1	43 14 2	61 5 5	75 19 4	115 29 6	42 10 1	80 16	28 3	18 9 4	36 37 38
1 3	1 5	2 1	5	3 2	1 1		4 8		1 1	3 5	2 5	9 3	1 1	2		2 2	39 40
	18 4	17 3	5 1	4	539 37 1	3 1	40 5	40 4	24 5	15 2		405 43 5	11 4	16		36 9	41 42 43
	2	2			22 14	1	9	1 2	2 3			11 15	2	1		5 3	44 45
13	39 3		8	5	70 2	12 1	45 3	18 1	4	21 3	80 6	66 10	8	64 8	16 4	37 2	46 47
1	1				2	2	6	1	1	1	4 8	1 9		1	1	1 4	48 49
47 6 1	100 13 1	6	29 5	41 2 3	619 31 9	87 8	170 16	54 3	38 3	92 3 1	112 3 2	360 38 3	40 4 1	116 12 1	10 2	206 12	50 51 52
1 3	2 6	1 1	1	2 8	74 32	3 10	5 24	2 6	5 6	7 3	15 20	31 21	2 4	2 8	1 5	27 9	53 54

[See Note,

ITEM AND TYPE (See definitions in Introduction)	THE STATE		BEAVER		BOX ELDER		CACHE		CARBON		DAGGETT	
	Farms report- ing	Expendi- tures	Farms report- ing	Expendi- tures	Farms report- ing	Expendi- tures	Farms report- ing	Expendi- tures	Farms report- ing	Expendi- tures	Farms report- ing	Expendi- tures
	Number	Dollars	Number	Dollars	Number	Dollars	Number	Dollars	Number	Dollars	Number	Dollars
Feed:												
All types.....	13,929	4,937,875	211	69,543	1,105	369,696	1,490	387,405	120	41,420	22	13,704
General.....	2,637	442,395	18	2,779	229	47,069	229	45,621	21	2,614	3	612
Cash-grain.....	643	109,410			241	43,693	164	28,800	6	659	4	900
Crop-specialty.....	1,531	254,946	21	1,640	170	44,102	237	44,111	16	3,040	4	1,810
Fruit.....	411	58,210			12	12,013	12	1,625				
Truck.....	2,068	534,727	00	16,004	14	900	8	1,665				
Dairy.....	1,105	477,283	13	2,913	43	29,732	18	7,294	4	200		
Animal-specialty.....	1,173	946,425	32	23,906	61	67,410	25	27,722	17	13,650	9	10,317
Stock-ranch.....	1,065	1,658,824	7	2,500	108	86,577	128	85,013				
Poultry.....	384	28,132	4	199	6	593	11	1,040	9	389		
Self-sufficing.....	1,724	338,944	21	12,702	69	13,770	111	16,067	33	5,630	2	65
Abnormal and unclassified.....												
Fertilizer:												
All types.....	646	48,846	1	20	45	2,834	28	872	4	820		
General.....	92	3,461			5	176	4	88				
Cash-grain.....	15	812			8	532	1	30				
Crop-specialty.....	112	7,795			14	1,509	12	394				
Fruit.....	116	6,950			7	267	2	70				
Truck.....	138	12,389			1	25	1	2				
Dairy.....	32	1,877	1	20	4	150	6	250				
Animal-specialty.....	25	1,600			4	142						
Stock-ranch.....	11	973										
Poultry.....	32	1,132			2	33						
Self-sufficing.....	5	99										
Abnormal and unclassified.....	68	11,752					2	38	4	820		
Labor:												
All types.....	15,137	6,058,647	208	66,707	1,337	656,028	1,686	468,197	102	54,998	29	26,068
General.....	3,050	610,449	23	3,004	248	68,652	250	60,582	21	5,080	3	509
Cash-grain.....	1,049	340,367			381	156,287	199	57,546	5	1,105	2	325
Crop-specialty.....	2,690	972,427	27	4,351	312	168,687	360	155,009	23	9,950	8	2,480
Fruit.....	752	376,130			88	60,672	16	5,505				
Truck.....	491	224,695			19	14,582	12	1,567				
Dairy.....	1,977	464,432	78	13,031	77	13,570	534	111,090	18	15,077		
Animal-specialty.....	1,434	574,772	16	3,552	47	49,302	38	16,315	2	380	1	150
Stock-ranch.....	1,408	1,987,612	40	37,095	76	99,437	31	42,144	13	16,275	12	22,507
Poultry.....	345	287,877	3	151	46	15,251	57	9,800				
Self-sufficing.....	197	9,562	4	120	3	70	5	205	3	41		
Abnormal and unclassified.....	1,234	261,318	15	4,803	40	9,536	77	8,820	17	7,084	3	95

ITEM AND TYPE (See definitions in Introduction)	MORGAN		PIUTE		RICH		SALT LAKE		SAN JUAN		SANPETE	
	Farms report- ing	Expendi- tures	Farms report- ing	Expendi- tures	Farms report- ing	Expendi- tures	Farms report- ing	Expendi- tures	Farms report- ing	Expendi- tures	Farms report- ing	Expendi- tures
	Number	Dollars	Number	Dollars	Number	Dollars	Number	Dollars	Number	Dollars	Number	Dollars
Feed:												
All types.....	142	53,131	99	24,708	149	118,061	1,794	1,011,328	74	12,593	816	281,388
General.....	40	10,587	20	2,613	15	1,437	204	45,907	7	1,556	108	64,450
Cash-grain.....					2	175	30	6,466	7	880	31	3,689
Crop-specialty.....	11	1,641	7	647	5	598	152	32,298	6	556	34	4,990
Fruit.....							48	6,335				
Truck.....	9	2,637					77	13,282			6	314
Dairy.....	29	4,987	11	1,410	10	1,034	244	127,578	2	75	91	15,307
Animal-specialty.....	11	3,953	9	1,120	12	1,970	35	10,041	1	100	180	64,450
Stock-ranch.....	14	6,589	27	3,680	84	111,237	9	4,325	28	4,787	145	127,675
Poultry.....	22	10,582	6	3,862	4	845	567	989,512	4	2,225	43	29,382
Self-sufficing.....			3	77	2	72	41	3,704	6	403	22	1,246
Abnormal and unclassified.....	6	6,155	16	6,899	15	1,664	387	65,819	13	1,952	96	10,800
Fertilizer:												
All types.....	5	496	2	25			84	7,664			24	1,368
General.....							14	600			7	398
Cash-grain.....							1	170			1	10
Crop-specialty.....	3	430					17	703			3	105
Fruit.....							4	360				
Truck.....	1	10					20	4,080			3	320
Dairy.....	1	56					3	112			5	85
Animal-specialty.....							1	70			3	340
Stock-ranch.....							1	65			1	18
Poultry.....							7	287				
Self-sufficing.....							1	13				
Abnormal and unclassified.....			2	25			15	1,204			1	30
Labor:												
All types.....	169	80,043	147	33,248	151	218,340	1,477	497,472	94	60,118	1,070	552,667
General.....	49	8,866	28	2,413	15	2,877	216	45,303	11	3,201	265	48,316
Cash-grain.....			5	420	5	1,090	54	17,801	16	5,078	71	17,079
Crop-specialty.....	18	8,604	19	4,367	12	3,851	277	86,087	12	2,037	84	18,401
Fruit.....							69	23,473				
Truck.....	12	1,561					71	45,542			15	17,680
Dairy.....	43	7,948	17	2,164	11	1,170	205	86,013	2	250	93	9,608
Animal-specialty.....	12	4,835	13	2,485	10	1,353	36	16,569	6	1,300	280	124,098
Stock-ranch.....	19	45,224	45	17,806	88	205,291	8	32,260	18	42,114	172	333,417
Poultry.....	15	2,375	4	695	1	50	271	64,969	3	437	20	5,233
Self-sufficing.....			4	71			14	372	2	140	13	895
Abnormal and unclassified.....	1	630	12	2,827	9	658	256	78,243	24	4,961	77	7,341

NEVADA

NEVADA

NEVADA

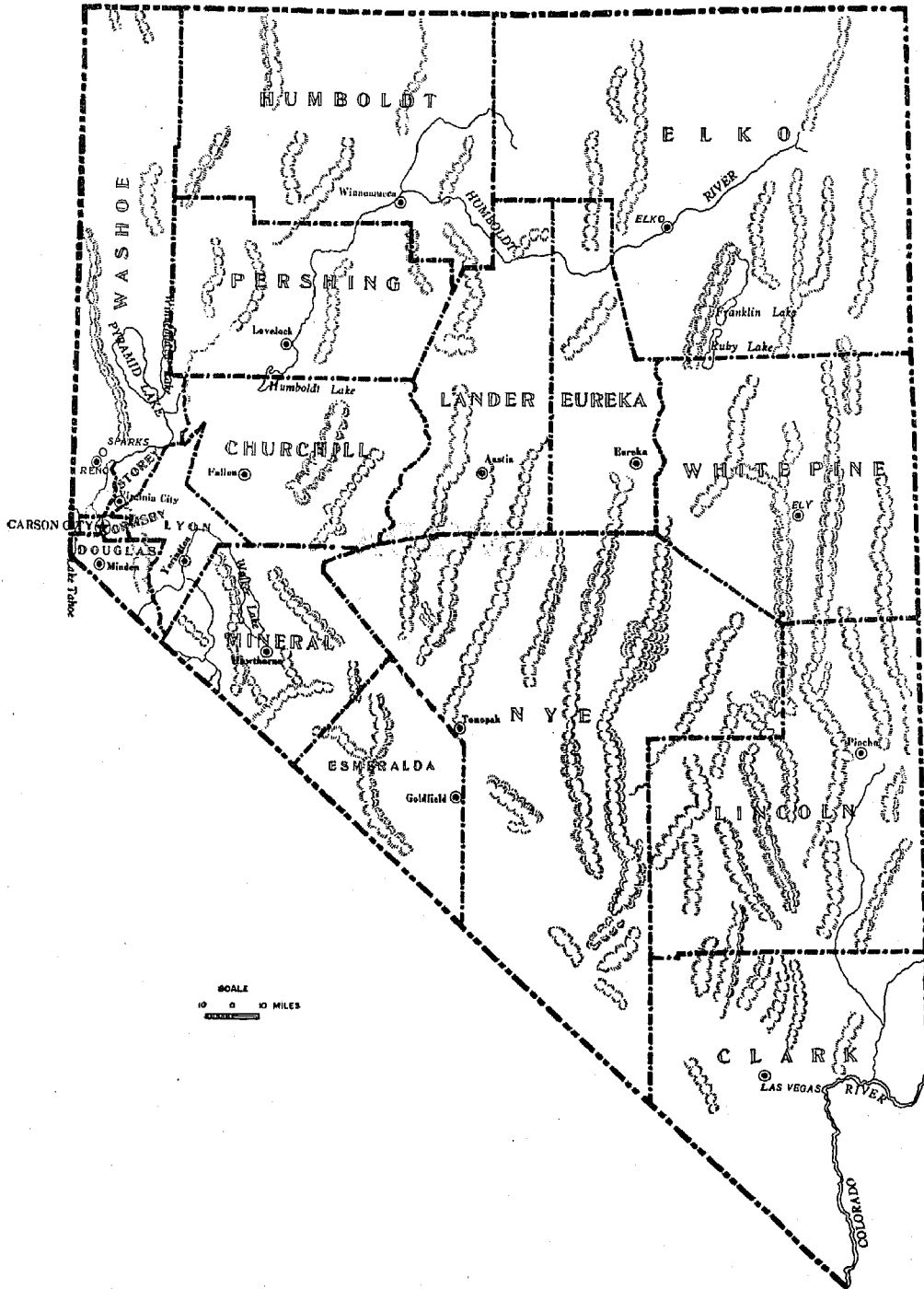
NEVADA

299

119

NEVADA

COUNTIES, PRINCIPAL CITIES, RIVERS, AND MOUNTAINS



AGRICULTURE—NEVADA

COUNTY TABLE I.—FARMS AND FARM ACREAGE, 1930 AND 1929, BY TYPE OF FARM

[See NOTE, bottom of p. 8]

ITEM AND TYPE OF FARM (See definitions in Introduction)		THE STATE	Churchill	Clark	Douglas	Elko	Esmeralda	Eureka	Humboldt	Lander
FARMS, BY TYPE, 1930										
	All types.....	Number 3,442	Number 614	Number 294	Number 135	Number 513	Number 24	Number 76	Number 195	Number 44
1	General.....	440	89	60	41	33		8	4	
2	Cash-grain.....	38	20	6					3	
3	Crop-specialty.....	642	164	30	4	63	4	9	24	7
4	Fruit.....	15	1	8					2	
5	Truck.....	42	6	23		2				
6	Dairy.....	499	180	20	31	16		1	3	
7	Animal-specialty.....	137	22	6	22	13				
8	Stock-ranch.....	822	10	14	27	282	5	40	92	32
9	Poultry.....	232	68	31	10	6	5		10	
10	Self-sufficing.....	122	3	12		27	2	2	14	
11	Abnormal.....	274	35	54		39	4	7	31	
12	Institution or country estate.....	12		1					1	
13	Part-time.....	232	26	52		36	3	5	20	
14	Boarding and lodging.....	6		1		1			1	
15	Horse farm, feed lot, or livestock dealer.....	24	9			2	1	2		
16	Unclassified.....	181	16	30		32	4	9	12	5
17										
FARM LAND, BY TYPE										
All land in farms, 1930:										
	All types.....	Acres 4,080,908	Acres 89,821	Acres 40,841	Acres 148,338	Acres 2,004,718	Acres 13,473	Acres 280,459	Acres 391,827	Acres 118,865
18	General.....	111,070	11,423	3,645	8,750	15,693		6,035	2,840	
19	Cash-grain.....	6,051	3,138	271					1,080	
20	Crop-specialty.....	361,229	30,305	5,791	352	129,067	4,190	24,332	30,499	2,539
21	Fruit.....	1,390		1,390						
22	Truck.....	3,258	343	2,643						
23	Dairy.....	94,914	19,385	2,014	8,039	11,862			1,910	
24	Animal-specialty.....	40,743	3,045	499	8,444	2,606				
25	Stock-ranch.....	3,239,727	7,801	14,984	120,305	1,797,737	7,043	221,843	283,022	115,372
26	Poultry.....	18,386	4,840	2,403	397	980	684		2,308	
27	Self-sufficing.....	14,296	150	820		3,560			2,307	
28	Abnormal.....	50,790	6,043	2,754		8,950	490	361	1,792	
29	Institution or country estate.....	2,695								
30	Part-time.....	28,913	1,034	2,754		8,950	490	361	1,792	
31	Horse farm, feed lot, or livestock dealer.....	19,179	5,009							
32	Unclassified.....	139,062	1,548	3,927		34,261	1,066	7,208	65,469	244
33	Average acres per farm, 1930:									
34	All types.....	1,186	144	139	1,084	3,870	561	3,427	2,009	2,697
35	General.....	252	123	61	213	413		820	710	
36	Cash-grain.....	173	157	45					590	
37	Crop-specialty.....	562	185	193	88	2,049	1,048	2,704	1,271	363
38	Fruit.....	174		174						
39	Truck.....	91	57	115						
40	Dairy.....	191	103	33	281	741			637	
41	Animal-specialty.....	297	138	83	200	200				
42	Stock-ranch.....	3,841	730	1,070	4,456	6,375	1,400	5,545	3,076	3,621
43	Poultry.....	30	71	78	40	163	137		231	
44	Self-sufficing.....	121	50	27		132			165	
45	Abnormal.....	197	190	53		249		72	62	
46	Crop land harvested, 1929:									
47	All types.....	397,504	37,592	5,075	18,160	159,806	1,366	13,430	31,079	10,728
48	General.....	26,691	4,473	1,369	3,672	2,814		2,639	437	
49	Cash-grain.....	2,840	2,022	140					331	
50	Crop-specialty.....	80,430	11,739	872	272	20,787	572	4,112	7,693	324
51	Fruit.....	164		164						
52	Truck.....	1,284	205	882						
53	Dairy.....	31,107	10,089	313	2,449	2,886			91	
54	Animal-specialty.....	12,452	840	247	3,411	665				
55	Stock-ranch.....	222,833	2,598	54	8,222	128,701	761	6,315	20,566	10,360
56	Poultry.....	4,758	2,320	437	134	8	1		258	
57	Self-sufficing.....	1,753	10	54		695			242	
58	Abnormal.....	6,950	3,093	380		982	11	19	278	
59	Institution or country estate.....	563								
60	Part-time.....	2,932	240	380		982	11	19	278	
61	Horse farm, feed lot, or livestock dealer.....	3,455	2,853							
62	Unclassified.....	6,342	193	163		2,268	21	395	1,183	44
63	Plowable pasture, 1929:									
64	All types.....	78,111	2,217	2,465	2,334	14,041	79	6,678	14,404	2,037
65	General.....	4,799	173	348	200	155		13		
66	Cash-grain.....	105		3					100	
67	Crop-specialty.....	10,318	405	309		272	25	4,945	2,275	166
68	Fruit.....	11		11						
69	Truck.....	62	10	52						
70	Dairy.....	4,495	518	161	537	299			34	
71	Animal-specialty.....	2,575	203	73	976	6				
72	Stock-ranch.....	43,787	587	260	595	13,013	50	1,610	8,045	1,869
73	Poultry.....	524	25	150	20	20				
74	Self-sufficing.....	603	100	20		181			10	
75	Abnormal.....	1,733	167	414		30				
76	Unclassified.....	9,099	29	664		65	4	10	4,000	3
77	Other pasture (excl. woodland), 1929:									
78	All types.....	3,178,252	17,838	16,800	70,558	1,780,081	8,859	233,131	297,772	93,166
79	General.....	47,908	3,773	239	1,649	11,028		3,134	1,741	
80	Cash-grain.....	1,064	87	20					716	
81	Crop-specialty.....	193,426	7,692	1,103	63	98,736	2,958	11,845	11,670	815
82	Fruit.....	100		100						
83	Truck.....	311	3	272						
84	Dairy.....	32,064	2,021	70	2,421	7,876			897	
85	Animal-specialty.....	8,668	450	40	2,099	1,256				
86	Stock-ranch.....	2,753,832	1,478	13,996	64,286	1,024,085	4,538	202,425	224,391	82,345
87	Poultry.....	2,972	286	45	37	205	676		290	
88	Self-sufficing.....	5,786				1,329			967	
89	Abnormal.....	29,977	1,909	879		6,429	40	280	1,395	
90	Unclassified.....	100,144	157	36		29,137	647	5,447	55,705	6

COUNTY TABLE I.—FARMS AND FARM ACREAGE, 1930 AND 1929, BY TYPE OF FARM—Continued

[See Note, bottom of p. 8]

ITEM AND TYPE OF FARM (See definitions in Introduction)	Lincoln	Lyon	Mineral	Nye	Ormsby	Pershing	Storey	Washoe	White Pine
FARMS, BY TYPE, 1930									
	<i>Number</i>	<i>Number</i>	<i>Number</i>	<i>Number</i>	<i>Number</i>	<i>Number</i>	<i>Number</i>	<i>Number</i>	<i>Number</i>
1 All types.....	166	339	88	142	33	119	9	474	183
2 General.....	32	62	7	16	5	10		41	27
3 Cash-grain.....	1							6	
4 Crop-specialty.....	28	79	28	12	3	33	5	120	29
5 Fruit.....			1	1				2	
6 Truck.....		1				1		7	2
7 Dairy.....	7	103	6		11	12	3	96	10
8 Animal-specialty.....	21	10				17		22	4
9 Stock-ranch.....	31	39	11	69	5	17		59	89
10 Poultry.....	4	17	10		3	10		57	1
11 Self-sufficing.....	11	5	6	11		3		17	9
12 Abnormal.....	13	9	6	18	6	12	1	34	10
13 Institution or country estate.....					4	2			
14 Part-time.....	13	9	0	13	1	7	11	22	9
15 Boarding and lodging.....								2	1
16 Horse farm, feed lot, or livestock dealer.....					1	3		6	
17 Unclassified.....	7	14	13	20		4		13	2
FARM LAND, BY TYPE									
	<i>Acres</i>	<i>Acres</i>	<i>Acres</i>	<i>Acres</i>	<i>Acres</i>	<i>Acres</i>	<i>Acres</i>	<i>Acres</i>	<i>Acres</i>
18 All land in farms, 1930:									
19 All types.....	31,276	137,732	25,568	83,082	14,259	111,261	1,504	434,877	126,659
20 General.....	4,706	30,200	530	4,384	833	2,161		8,487	4,683
21 Cash-grain.....								962	
22 Crop-specialty.....	10,659	27,092	1,235	12,764	814	16,338	874	47,749	16,023
23 Fruit.....								272	
24 Truck.....					2,802			21,184	1,311
25 Dairy.....	1,057	21,993	815			1,802	630	3,599	1,825
26 Animal-specialty.....	3,605	3,050				14,070		324,977	100,297
27 Stock-ranch.....	7,724	92,764	10,901	57,595	7,200	63,661		2,140	
28 Poultry.....	239	2,182	369		334	1,510		3,494	
29 Self-sufficing.....	1,084	500	399	1,055		348			1,076
30 Abnormal.....	1,077	369	924	2,550	2,226	3,494		18,419	741
31 Institution or country estate.....					2,226			472	
32 Part-time.....	1,077	369	924	2,550		1,041		6,280	741
33 Horse farm, feed lot, or livestock dealer.....						2,463		11,717	
34 Unclassified.....	1,125	2,982	4,343	4,711		7,817		3,694	697
35 Average acres per farm, 1930:									
36 All types.....	292	554	291	585	432	935	187	917	692
37 General.....	147	584	83	274	177	216		207	173
38 Cash-grain.....								160	
39 Crop-specialty.....	351	351	44	1,064	271	495	146	398	553
40 Fruit.....								39	
41 Truck.....					255			221	131
42 Dairy.....	151	214	130			155	210	1,634	450
43 Animal-specialty.....	172	305				828		5,608	1,127
44 Stock-ranch.....	249	2,370	1,536	835	1,440	3,745		38	
45 Poultry.....	60	128	37		111	151		206	120
46 Self-sufficing.....	99	100	67			110		576	82
47 Abnormal.....	83	41	164	196	371	349			
48 Crop land harvested, 1929:									
49 All types.....	5,235	31,303	4,940	11,315	1,728	15,169	472	33,420	10,648
50 General.....	1,041	5,343	132	435	171	801		2,072	1,142
51 Cash-grain.....								347	
52 Crop-specialty.....	1,650	8,456	491	2,152	292	5,517	268	12,616	2,587
53 Fruit.....								197	
54 Truck.....					622			5,332	491
55 Dairy.....	276	7,458	291			604	204	1,003	395
56 Animal-specialty.....	908	1,182				3,798		10,132	11,715
57 Stock-ranch.....	965	7,281	3,536	8,055	305	3,267		430	
58 Poultry.....	54	715	171		13	217		211	95
59 Self-sufficing.....	136	90	86	103		31			
60 Abnormal.....	107	106	62	154	323	456		845	134
61 Institution or country estate.....					323			240	
62 Part-time.....	107	106	62	154		136		323	134
63 Horse farm, feed lot, or livestock dealer.....						320		282	
64 Unclassified.....	100	642	121	416		478		229	80
65 Plowable pasture, 1929:									
66 All types.....	1,348	12,731	675	7,095	65	7,728		2,367	1,391
67 General.....	359	1,761	56	1,574		63		63	37
68 Cash-grain.....								2	
69 Crop-specialty.....	233	555	7	550		165		212	200
70 Fruit.....									
71 Truck.....									
72 Dairy.....	88	1,923			65	272		523	75
73 Animal-specialty.....	369	420				83		305	140
74 Stock-ranch.....	220	3,032	540	3,922		3,400		785	859
75 Poultry.....		14				117		172	
76 Self-sufficing.....				200				80	12
77 Abnormal.....	80	21	50	156		22		725	68
78 Unclassified.....		5	22	693		3,604			
79 Other pasture (excl. woodland), 1929:									
80 All types.....	9,281	95,463	14,496	42,142	8,109	55,740	97	380,842	72,102
81 General.....	973	18,556	40	897	228	118		4,689	845
82 Cash-grain.....								261	
83 Crop-specialty.....	4,222	8,410	30	4,943	229	1,718	82	29,054	9,556
84 Fruit.....									
85 Truck.....					1,075			36	
86 Dairy.....	243	4,876	405			40	15	11,973	152
87 Animal-specialty.....	609	524				1,902		1,527	261
88 Stock-ranch.....	2,505	62,606	10,697	34,368	5,043	49,763		310,846	60,460
89 Poultry.....	7	214			310			902	
90 Self-sufficing.....	150	30	80	21				2,930	279
91 Abnormal.....	386	47		189	1,226	1,559		15,407	231
92 Unclassified.....	168	200	3,244	1,724		640		3,017	18

1 Data included with "Institution or country estate", Tables I and II, to avoid disclosure of individual operations.
 2 Data included with "Crop-specialty farms" on all tables to avoid disclosure of individual operations.

COUNTY TABLE II.—VALUE OF SPECIFIED FARM PROPERTY, 1930, BY TYPE OF FARM

[See NOTE, bottom of p. 8]

ITEM AND TYPE OF FARM (See definitions in Introduction)	THE STATE	Churchill	Clark	Douglas	Elko	Esmeralda	Eureka	Humboldt	Lander
Land and buildings:	<i>Dollars</i>	<i>Dollars</i>	<i>Dollars</i>	<i>Dollars</i>	<i>Dollars</i>	<i>Dollars</i>	<i>Dollars</i>	<i>Dollars</i>	<i>Dollars</i>
1 All types.....	84,111,000	7,100,842	2,441,730	8,028,880	14,057,831	380,850	1,898,430	3,841,801	1,131,909
2 General.....	5,777,781	833,854	465,990	1,077,445	384,910		139,000	54,000	
3 Cash-grain.....	421,325	264,500	16,325					24,000	
4 Crop-specialty.....	11,681,916	2,102,639	462,795	101,000	1,285,173	131,800	326,000	564,100	46,696
5 Fruit.....	107,600		107,600						
6 Truck.....	476,325	64,600	328,825						
7 Dairy.....	7,285,858	1,977,693	212,900	697,900	228,800			60,375	
8 Animal-specialty.....	2,831,775	184,560	67,900	968,000	70,310				
9 Stock-ranch.....	29,398,043	567,166	54,130	3,093,195	11,571,493	218,200	1,306,315	2,579,020	1,093,314
10 Poultry.....	1,755,205	601,150	185,200	85,350	11,100	6,490		49,000	
11 Self-sufficing.....	310,920	4,400	37,100		48,350			32,300	
12 Abnormal.....	1,780,243	505,650	191,975		88,555	3,700	5,105	28,475	
13 Institution or country estate.....	332,400								
14 Part-time.....	819,995	87,150	191,975		88,555	3,700	5,105	28,475	
15 Horse farm, feed lot, or livestock dealer.....	627,848	478,500							
16 Unclassified.....	2,284,940	54,500	310,900		300,225	21,000	122,010	440,925	18,000
Land and buildings, per farm:									
17 All types.....	18,820	11,665	8,305	44,658	27,139	15,869	24,979	19,702	25,725
18 General.....	13,181	0,369	7,707	20,279	10,129		17,375	13,500	
19 Cash-grain.....	12,038	13,225	2,721					8,000	
20 Crop-specialty.....	18,168	12,821	15,427	25,250	20,400	32,950	36,222	28,504	0,514
21 Fruit.....	13,450		13,450						
22 Truck.....	13,203	10,760	14,297						
23 Dairy.....	14,630	10,987	10,650	22,513	14,300			20,125	
24 Animal-specialty.....	20,670	7,481	11,317	44,000	6,101				
25 Stock-ranch.....	35,764	50,717	3,866	114,784	41,033	43,640	32,658	28,033	33,385
26 Poultry.....	7,599	7,370	5,974	8,535	1,850	1,098		4,000	
27 Self-sufficing.....	2,635	1,467	3,092		1,791			2,308	
28 Abnormal.....	6,900	16,161	3,692		2,460	1,233	1,021	982	
Land and buildings, per acre:									
29 All types.....	18	80	60	41	7	28	7	10	10
30 General.....	52	73	123	123	25		21	10	
31 Cash-grain.....	70	84	60					14	
32 Crop-specialty.....	32	69	80	287	10	31	13	18	18
33 Fruit.....	77		77						
34 Truck.....	146	188	124						
35 Dairy.....	77	102	100	86	10			32	
36 Animal-specialty.....	70	54	130	115	30				
37 Stock-ranch.....	9	73	6	26		31	6	9	9
38 Poultry.....	95	104	77	215	11	8		21	
39 Self-sufficing.....	22	20	110		14			14	
40 Abnormal.....	35	85	70		10	8	14	16	
Farm buildings (including dwellings):									
41 All types.....	10,445,523	1,206,713	946,580	1,146,032	1,873,403	57,335	249,025	515,190	178,515
42 General.....	1,120,726	141,100	84,085	209,945	99,395		20,250	14,600	
43 Cash-grain.....	66,050	28,800	4,350					9,000	
44 Crop-specialty.....	1,068,683	312,555	40,775	27,000	177,103	12,200	50,500	76,415	12,100
45 Fruit.....	8,450		8,450						
46 Truck.....	53,550	11,725	10,325						
47 Dairy.....	1,518,993	350,204	23,000	175,700	63,225			25,500	
48 Animal-specialty.....	535,647	30,050	4,400	207,887	16,510				
49 Stock-ranch.....	3,912,154	101,444	2,775	413,000	1,433,865	37,310	151,300	329,650	158,805
50 Poultry.....	621,010	130,500	48,325	47,500	3,610	4,625		17,600	
51 Self-sufficing.....	87,385	1,400	16,400		13,375			8,100	
52 Abnormal.....	386,545	70,615	46,370		16,525	1,200	1,175	7,275	
53 Institution or country estate.....	104,400								
54 Part-time.....	206,240	35,180	46,370		16,525	1,200	1,175	7,275	
55 Horse farm, feed lot, or livestock dealer.....	75,905	35,435							
56 Unclassified.....	457,330	15,900	48,325		54,800	2,000	25,800	27,050	7,550
Farmers' dwellings:									
57 All types.....	5,588,740	713,155	260,940	578,300	1,007,667	26,750	132,510	234,600	92,350
58 General.....	676,287	80,800	63,935	143,400	62,310		13,500	4,550	
59 Cash-grain.....	41,050	17,750	3,500					4,000	
60 Crop-specialty.....	928,708	192,395	21,050	17,000	85,723	8,000	14,350	20,950	5,650
61 Fruit.....	6,750		6,750						
62 Truck.....	35,865	7,175	14,100						
63 Dairy.....	845,090	216,370	18,250	88,500	32,500			5,000	
64 Animal-specialty.....	298,425	25,825	2,350	114,850	11,700				
65 Stock-ranch.....	1,962,470	40,550	2,355	182,000	761,519	14,100	91,350	104,500	82,160
66 Poultry.....	385,035	70,020	38,140	32,550	2,050	2,175		8,100	
67 Self-sufficing.....	62,300	800	14,900		10,390			5,375	
68 Abnormal.....	198,655	46,250	35,695		11,035	600	800	5,025	
69 Institution or country estate.....	13,950								
70 Part-time.....	140,955	25,250	86,695		11,035	600	800	5,025	
71 Horse farm, feed lot, or livestock dealer.....	43,750	21,000							
72 Unclassified.....	198,105	9,220	20,825		20,940	975	12,460	11,100	4,650
Implements and machinery:									
73 All types.....	4,219,855	539,855	188,059	398,843	854,800	27,210	140,588	271,585	55,600
74 General.....	423,801	56,593	34,790	92,903	36,415		9,400	3,250	
75 Cash-grain.....	55,450	42,300	1,850					3,500	
76 Crop-specialty.....	640,235	120,676	31,425	5,500	69,390	7,110	23,900	37,975	2,600
77 Fruit.....	5,000		5,000						
78 Truck.....	37,035	7,250	23,285						
79 Dairy.....	552,976	152,984	9,090	60,825	31,474			10,310	
80 Animal-specialty.....	229,542	12,970	8,500	84,320	11,475				
81 Stock-ranch.....	1,807,172	55,228	4,030	146,845	664,544	14,300	90,555	182,670	52,250
82 Poultry.....	126,948	38,888	14,544	8,250	6,405	2,200		9,500	
83 Self-sufficing.....	28,375	100	3,100					3,895	
84 Abnormal.....	180,117	47,101	19,615		14,005	2,100	3,850	6,165	
85 Unclassified.....	102,203	5,765	11,330		20,857	1,500	6,591	14,300	050

COUNTY TABLE II.—VALUE OF SPECIFIED FARM PROPERTY, 1930, BY TYPE OF FARM—Continued

[See NOTE, bottom of p. 8]

ITEM AND TYPE OF FARM (See definitions in Introduction)		Lincoln	Lyon	Mineral	Nye	Ormsby	Pershing	Storey	Washoe	White Pine
		Dollars	Dollars	Dollars	Dollars	Dollars	Dollars	Dollars	Dollars	Dollars
1	Land and buildings:									
2	All types	1,045,310	7,421,050	549,269	1,521,680	435,100	3,695,198	134,500	9,189,715	2,987,187
3	General	166,063	1,340,253	37,300	128,547	54,000	249,305		837,954	209,160
4	Cash-grain								116,500	
5	Crop-specialty	322,675	1,543,979	56,051	259,600	30,000	1,101,336	72,500	2,080,373	273,300
6	Fruit									
7	Truck								82,000	
8	Dairy	55,100	1,725,778	46,202		106,500	270,850	62,000	1,703,220	135,450
9	Animal-specialty	171,800	233,500				804,100		289,200	53,375
10	Stock-ranch	215,547	2,160,593	208,385	891,398	136,100	1,057,705		2,059,145	2,115,402
11	Poultry	12,000	189,606	24,864		14,500	160,650		515,155	
12	Self-sufficing	24,725	24,500	10,218	32,800		12,200		53,280	31,250
13	Abnormal	45,900	25,441	8,914	88,550	85,000	109,750		492,438	40,700
14	Institution or country estate					85,000			247,400	
15	Part-time	45,900	25,441	8,914	88,550		76,750		129,090	40,700
16	Horse farm, feed lot, or livestock dealer						34,000		115,348	
17	Unclassified	27,900	172,400	67,335	120,935		220,300		201,450	128,400
18	Land and buildings, per farm:									
19	All types	6,744	21,591	6,242	10,718	13,185	33,573	14,944	19,282	16,328
20	General	5,189	21,617	5,329	8,034	10,800	24,931		15,660	7,747
21	Cash-grain								19,417	
22	Crop-specialty	11,524	19,607	2,002	21,633	13,000	33,374	12,083	24,911	9,424
23	Fruit									
24	Truck								11,714	
25	Dairy	8,300	16,755	7,700		9,682	22,571	20,667	17,742	13,545
26	Animal-specialty	3,181	23,350				47,300		13,145	13,344
27	Stock-ranch	6,953	55,400	27,123	12,919	27,220	62,218		34,901	23,709
28	Poultry	3,150	11,153	2,489		4,833	16,065		9,038	
29	Self-sufficing	2,243	4,900	1,703	2,964		4,067		3,134	3,472
30	Abnormal	3,531	2,827	1,486	6,312	14,167	10,975		15,359	4,532
31	Land and buildings, per acre:									
32	All types	33	40	21	18	31	38	89	21	24
33	General	35	37	64	29	61	115		75	45
34	Cash-grain								121	
35	Crop-specialty	30	56	45	20	48	67	83	63	17
36	Fruit									
37	Truck								301	
38	Dairy	55	78	57		38	145	98	80	103
39	Animal-specialty	48	77				57		80	29
40	Stock-ranch	23	23	18	15	19	17		6	21
41	Poultry	53	87	67		43	106		241	
42	Self-sufficing	23	49	26	31		35		15	29
43	Abnormal	43	69	10	35	38	31		27	55
44	Farm buildings (including dwellings):									
45	All types	219,925	1,264,808	75,620	248,705	113,350	547,625	32,300	1,774,604	580,980
46	General	33,900	211,091	5,065	21,785	9,300	28,800		142,050	43,300
47	Cash-grain								23,900	
48	Crop-specialty	40,450	220,590	3,025	23,200	5,150	146,550	12,300	445,950	52,020
49	Fruit									
50	Truck								22,500	
51	Dairy	14,850	344,180	2,405		33,400	51,350	20,000	363,419	45,700
52	Animal-specialty	52,150	39,800				102,750		71,800	7,300
53	Stock-ranch	43,550	348,000	52,300	158,310	80,600	133,000		204,215	303,170
54	Poultry	3,950	87,000	2,030		5,500	30,500		264,870	
55	Self-sufficing	7,350	4,525	900	9,360		3,425		10,350	11,700
56	Abnormal	14,950	7,200	575	11,850	26,400	20,050		145,210	17,150
57	Institution or country estate					26,400			78,000	
58	Part-time	14,950	7,200	575	11,850		11,350		35,440	17,150
59	Horse farm, feed lot, or livestock dealer						3,700		31,770	
60	Unclassified	0,475	26,220	8,720	23,200		31,200		80,340	66,750
61	Farmers' dwellings:									
62	All types	148,940	708,295	39,150	143,482	43,700	262,181	17,600	908,310	273,150
63	General	25,190	119,825	3,400	12,467	3,700	16,350		85,650	34,050
64	Cash-grain								15,800	
65	Crop-specialty	28,925	143,375	2,550	12,650	3,800	87,500	5,100	288,090	34,100
66	Fruit									
67	Truck								14,500	
68	Dairy	10,800	220,250	1,420		14,200	32,000	12,500	170,400	13,900
69	Animal-specialty	26,550	39,000				48,500		43,750	6,300
70	Stock-ranch	29,825	159,700	25,400	94,650	17,650	27,076		109,720	168,925
71	Poultry	3,950	31,000	1,525		4,000	19,000		122,525	
72	Self-sufficing	5,100	2,800	025	5,600		2,660		7,150	6,900
73	Abnormal	11,950	4,700	280	3,850	5,350	10,800		40,040	12,400
74	Institution or country estate					5,350			8,600	
75	Part-time	11,950	4,700	280	3,850		6,200		23,190	12,400
76	Horse farm, feed lot, or livestock dealer						4,600		18,150	
77	Unclassified	4,350	16,045	3,880	14,235		18,275		41,185	1,975
78	Implements and machinery:									
79	All types	98,205	459,013	61,859	110,808	39,245	232,720	10,700	472,613	276,438
80	General	18,535	75,804	4,414	11,345	780	12,102		42,610	24,800
81	Cash-grain								7,800	
82	Crop-specialty	13,680	95,355	2,665	5,915	3,250	66,655	5,400	124,150	24,600
83	Fruit									
84	Truck								6,500	
85	Dairy	7,075	183,730	5,365		10,870	25,450	5,300	100,557	23,540
86	Animal-specialty	22,160	17,442				48,100		18,175	6,100
87	Stock-ranch	21,890	107,105	40,320	79,841	11,095	53,413		91,265	184,431
88	Poultry	3,000	13,460	2,555		1,800	2,700		29,716	
89	Self-sufficing	2,425	1,850	1,250	2,115		1,250		3,725	2,200
90	Abnormal	6,415	2,001	1,470	5,935	11,450	20,700		33,240	7,070
91	Unclassified	3,025	13,070	4,860	5,455		2,350		8,875	3,575

AGRICULTURE—NEVADA

COUNTY TABLE III.—VALUE OF FARM PRODUCTS SOLD, TRADED, OR USED BY OPERATOR'S FAMILY; AND RECEIPTS FROM BOARDERS, ETC.; 1929, BY TYPE OF FARM

[Due to crop failure, new operations, etc., the farms reporting specific items will not always agree with those reporting "All products," as the latter represent the total number of farms of each type in the county; also see NOTE, bottom of p. 8]

CLASS OF PRODUCT AND TYPE OF FARM (See definitions in Introduction)	THE STATE		CHURCHILL		CLARK		DOUGLAS		ELKO	
	Farms reporting	Value	Farms reporting	Value	Farms reporting	Value	Farms reporting	Value	Farms reporting	Value
All products (sold, traded, or used by operator's family):	<i>Number</i>	<i>Dollars</i>	<i>Number</i>	<i>Dollars</i>	<i>Number</i>	<i>Dollars</i>	<i>Number</i>	<i>Dollars</i>	<i>Number</i>	<i>Dollars</i>
1 All types.....	3,361	19,876,368	598	2,044,304	264	438,821	135	1,732,741	496	5,381,628
2 General.....	440	1,246,787	80	281,147	60	82,274	41	210,531	38	71,190
3 Cash-grain.....	35	122,745	20	98,905	6	5,230				
4 Crop-specialty.....	643	2,099,930	164	489,102	30	37,837	4	15,418	63	210,045
5 Fruit.....	8	8,905			8	8,905				
6 Truck.....	36	143,746	6	30,780	23	93,087				
7 Dairy.....	498	2,090,102	180	607,387	20	36,474	31	162,032	16	105,700
8 Animal-specialty.....	137	679,842	22	71,181	6	27,925	22	287,496	13	20,770
9 Stock-ranch.....	822	12,041,785	10	207,694	14	62,890	27	1,034,815	282	4,941,253
10 Poultry.....	231	681,523	68	288,230	31	64,950	10	22,549	6	8,164
11 Self-sufficing.....	118	41,076	3	785	12	2,831			27	7,784
12 Abnormal.....	293	718,922	36	479,043	54	16,368			41	16,559
Crops (incl. plants, flowers, etc.), sold or traded:										
13 All types.....	2,198	3,481,765	482	878,610	215	178,833	113	228,682	275	385,271
14 General.....	376	415,769	81	97,203	59	33,164	35	60,979	32	21,280
15 Cash-grain.....	35	93,515	20	78,144	6	3,771				
16 Crop-specialty.....	640	1,689,214	163	387,616	29	33,263	4	8,283	63	182,296
17 Fruit.....	8	6,130			8	6,130				
18 Truck.....	36	121,219	6	24,690	23	79,153				
19 Dairy.....	302	221,467	118	110,372	12	4,059	24	17,346	11	8,508
20 Animal-specialty.....	88	125,959	17	12,704	5	5,990	20	62,332	8	2,452
21 Stock-ranch.....	378	557,836	8	45,803	4	775	23	78,093	126	105,742
22 Poultry.....	110	57,543	44	31,555	18	5,612	7	1,969	1	102
23 Self-sufficing.....	59	7,021	1	100	8	440			12	918
24 Abnormal.....	194	186,077	24	90,353	43	6,476			23	3,973
Livestock, sold or traded:										
25 All types.....	2,868	10,667,342	403	740,219	196	89,692	128	1,099,480	404	4,119,938
26 General.....	347	238,923	71	42,421	42	12,692	39	50,533	32	13,070
27 Cash-grain.....	19	5,736	8	3,649	4	455				
28 Crop-specialty.....	258	112,750	62	20,121	6	470	2	1,933	20	5,873
29 Fruit.....	2	650			2	650				
30 Truck.....	12	5,585	2	560	6	4,012				
31 Dairy.....	449	370,455	172	136,347	14	2,156	36	41,030	13	18,505
32 Animal-specialty.....	134	397,750	21	37,700	6	15,070	22	165,739	13	12,394
33 Stock-ranch.....	801	9,087,070	10	118,002	13	50,540	27	807,466	279	4,054,006
34 Poultry.....	92	29,540	38	13,186	12	1,672	6	2,770		
35 Self-sufficing.....	42	4,049	1	50	2	65			15	1,880
36 Abnormal.....	112	417,834	18	368,113	19	710			20	4,220
Livestock products, sold or traded:										
37 All types.....	2,428	4,599,819	506	859,745	180	199,617	139	556,867	398	643,211
38 General.....	414	437,296	89	110,380	56	25,894	40	90,937	31	21,823
39 Cash-grain.....	23	15,723	13	12,722	4	243				
40 Crop-specialty.....	324	154,538	95	52,527	11	1,547	3	3,406	26	5,843
41 Fruit.....	4	655			4	655				
42 Truck.....	18	9,804	3	8,510	12	6,084				
43 Dairy.....	498	1,321,319	180	387,503	20	26,839	31	83,422	16	68,160
44 Animal-specialty.....	112	118,824	20	16,292	5	4,600	22	50,030	8	3,215
45 Stock-ranch.....	627	1,928,149	10	39,275	5	9,650	24	118,208	217	593,314
46 Poultry.....	231	542,493	68	224,934	31	49,653	10	15,714	6	6,542
47 Self-sufficing.....	46	4,376	2	115	6	445			9	843
48 Abnormal.....	129	68,644	26	12,487	26	3,014			13	2,963
Forest products sold:										
49 All types.....	80	12,696	12	1,598	4	342	11	4,458	14	1,020
50 General.....	21	4,893	2	172	1	150	4	2,272	3	178
51 Crop-specialty.....	25	2,146	3	409	2	172			5	298
52 Dairy.....	9	1,417	4	567			1	300		
53 Animal-specialty.....	3	330	1	90			1	120		
54 Stock-ranch.....	14	3,244					4	1,730	4	409
55 Poultry.....	4	176	1	60	1	20	1	36	1	60
56 Self-sufficing.....	1	80								
57 Abnormal.....	3	410	1	300					1	75
Farm products used by operator's family:										
58 All types.....	2,922	1,113,751	552	164,222	235	41,337	130	72,954	442	241,088
59 General.....	435	149,906	89	30,966	60	10,384	39	14,810	38	14,236
60 Cash-grain.....	29	7,771	16	4,480	5	811				
61 Crop-specialty.....	500	141,284	121	28,519	24	2,385	4	1,701	51	15,735
62 Fruit.....	8	1,470			8	1,470				
63 Truck.....	31	7,138	4	2,000	20	3,238				
64 Dairy.....	493	175,444	175	62,578	20	3,420	31	10,825	16	10,227
65 Animal-specialty.....	125	36,979	20	4,275	5	1,665	22	6,275	13	2,709
66 Stock-ranch.....	742	467,486	9	4,609	7	1,025	27	34,283	263	187,285
67 Poultry.....	221	54,766	63	13,485	30	7,990	7	2,060	6	1,460
68 Self-sufficing.....	118	25,550	3	520	12	1,881			27	4,118
69 Abnormal.....	220	45,957	32	7,790	44	6,108			28	5,323
RECEIPTS FROM BOARDERS, LODGERS, ETC.										
70 All types.....	126	117,524	11	1,923	7	2,381	2	548	33	6,778
71 General.....	18	4,424	2	700	2	451	1	188	3	630
72 Crop-specialty.....	10	2,130							3	355
73 Dairy.....	13	2,285	6	955	1	410	1	360	1	75
74 Animal-specialty.....	6	1,290	2	70						
75 Stock-ranch.....	59	11,388							24	3,063
76 Poultry.....	5	985	1	200	2	495				
77 Self-sufficing.....	4	305							1	20
78 Abnormal.....	11	94,717			2	1,025			1	2,635

COUNTY TABLE III.—VALUE OF FARM PRODUCTS SOLD, TRADED, OR USED BY OPERATOR'S

[See note, p. 305, beginning

CLASS OF PRODUCT AND TYPE OF FARM (See definitions in Introduction)	ESMERALDA		EUREKA		HUMBOLDT		LANDER		LINCOLN	
	Farms reporting	Value	Farms reporting	Value	Farms reporting	Value	Farms reporting	Value	Farms reporting	Value
All products (sold, traded, or used by operator's family):	<i>Number</i>	<i>Dollars</i>	<i>Number</i>	<i>Dollars</i>	<i>Number</i>	<i>Dollars</i>	<i>Number</i>	<i>Dollars</i>	<i>Number</i>	<i>Dollars</i>
All types.....	20	77,842	87	532,740	183	1,211,825	39	649,329	148	297,480
General.....			8	10,877	4	7,010			32	52,207
Cash-grain.....					3	5,975				
Crop-specialty.....	4	19,557	9	92,635	24	83,619	7	10,766	28	48,602
Fruit.....										
Truck.....										
Dairy.....					3	34,285			7	21,514
Animal-specialty.....									21	54,418
Stock-ranch.....	5	40,505	40	417,505	92	1,049,358	32	638,563	31	104,232
Poultry.....	5	15,722			10	19,466			4	4,082
Self-sufficing.....					14	4,594			11	5,536
Abnormal.....	6	1,968	10	6,023	33	7,820			14	6,830
Crops (incl. plants, flowers, etc.), sold or traded:										
All types.....	8	29,052	39	99,873	94	139,866	15	33,509	93	58,830
General.....			7	5,471	4	3,250			27	11,251
Cash-grain.....					3	3,300				
Crop-specialty.....	4	17,587	9	79,265	24	65,420	7	8,990	28	34,302
Fruit.....										
Truck.....										
Dairy.....					1	80			2	60
Animal-specialty.....									11	8,620
Stock-ranch.....	2	5,325	19	13,389	41	51,606	8	24,519	8	1,468
Poultry.....					4	2,590			2	390
Self-sufficing.....					9	1,020			6	675
Abnormal.....	2	140	4	1,548	8	3,600			9	1,790
Livestock, sold or traded:										
All types.....	8	24,847	50	318,185	115	792,654	32	523,266	100	97,693
General.....			4	3,800	3	870			23	7,655
Cash-grain.....					2	310				
Crop-specialty.....	1	65	8	6,900	5	6,400	1	120	13	3,689
Fruit.....										
Truck.....										
Dairy.....					3	913			6	1,534
Animal-specialty.....									26	26,643
Stock-ranch.....	4	22,682	40	306,460	92	782,146	31	523,146	28	56,973
Poultry.....	2	1,550			3	245			2	223
Self-sufficing.....					1	80			4	208
Abnormal.....	1	550	3	975	6	1,600			4	650
Livestock products, sold or traded:										
All types.....	13	21,591	48	72,467	103	213,355	23	74,625	114	94,263
General.....			8	3,490	4	1,300			30	20,742
Cash-grain.....					2	640				
Crop-specialty.....	1	40	5	2,015	11	2,956	1	500	17	2,673
Fruit.....										
Truck.....										
Dairy.....					3	30,285			7	17,610
Animal-specialty.....									19	12,441
Stock-ranch.....	4	8,556	31	65,303	67	162,394	22	74,125	21	30,341
Poultry.....	5	12,822			10	14,831			4	2,809
Self-sufficing.....					3	120			7	1,024
Abnormal.....	3	173	4	1,640	3	380			9	1,314
Forest products sold:										
All types.....	1	35			1	50			1	80
General.....										
Crop-specialty.....										
Dairy.....										
Animal-specialty.....										
Stock-ranch.....					1	50			1	80
Poultry.....										
Self-sufficing.....										
Abnormal.....	1	35								
Farm products used by operator's family:										
All types.....	18	8,317	64	42,415	144	74,900	34	17,929	133	46,564
General.....			8	3,747	4	1,500			32	12,559
Cash-grain.....					3	1,125				
Crop-specialty.....	4	1,885	7	4,455	10	8,843	4	1,150	25	8,041
Fruit.....										
Truck.....										
Dairy.....					3	3,007			7	2,321
Animal-specialty.....									21	6,705
Stock-ranch.....	4	4,032	30	82,353	83	53,160	30	16,773	22	9,375
Poultry.....	5	1,350			9	1,750			4	1,155
Self-sufficing.....					14	3,365			11	3,269
Abnormal.....	5	1,070	10	1,880	9	2,150			11	3,139
RECEIPTS FROM BOARDERS, LODGERS, ETC.										
All types.....	1	480	7	1,430	11	4,713	1	225	6	880
General.....			1	150					1	250
Crop-specialty.....					1	75			1	150
Dairy.....									1	100
Animal-specialty.....									1	270
Stock-ranch.....	1	400	6	1,280	7	885	1	225	1	50
Poultry.....					1	140				
Self-sufficing.....					1	75				
Abnormal.....					1	3,538			1	60

AGRICULTURE—NEVADA

FAMILY; AND RECEIPTS FROM BOARDERS, ETC.; 1929, BY TYPE OF FARM—Continued

of this table]

LYON		MINERAL		NYE		ORMSBY		PERSHING		STOREY		WASHOE		WHITE PINE	
Farms reporting	Value	Farms reporting	Value	Farms reporting	Value	Farms reporting	Value	Farms reporting	Value	Farms reporting	Value	Farms reporting	Value	Farms reporting	Value
Number	Dollars	Number	Dollars	Number	Dollars	Number	Dollars	Number	Dollars	Number	Dollars	Number	Dollars	Number	Dollars
325	2,095,178	75	188,500	122	468,944	38	119,338	115	806,220	9	19,588	461	2,134,298	181	1,275,727
62	299,517	7	7,523	16	18,734	5	6,732	10	18,063			41	105,934	27	60,858
79	413,459	28	10,903	12	34,837	3	8,722	33	122,640	6	12,313	6	12,795	20	70,805
103	422,035	6	15,908			11	38,269	12	50,963	3	7,275	7	19,899		
10	63,987							17	76,279			96	308,877	10	138,413
39	786,398	11	142,339	69	405,945	6	36,326	17	295,045			22	67,419	4	10,307
17	55,959	10	7,861			3	6,084	10	18,195			59	605,195	89	974,631
5	3,624	6	471	11	4,623			3	1,103			57	171,771		
10	50,220	7	4,995	14	4,820	6	26,105	13	23,882			17	5,452	9	4,228
												36	58,376	13	16,595
250	580,580	57	23,687	73	62,520	22	16,718	59	147,881	6	8,269	267	513,042	128	132,972
50	108,117	6	1,801	11	5,959	3	942	4	4,750			32	40,996	26	20,604
79	317,481	28	8,561	12	27,809	3	5,290	33	102,608	5	8,120	6	8,300	29	46,869
66	30,283	3	2,253			8	2,158			1	140	7	17,376		
6	8,238							8	10,434			49	43,223	7	2,956
27	43,675	3	5,957	37	25,342	2	2,090	3	11,725			10	7,096	3	2,024
12	10,384	3	1,150			1	70	2	464			18	28,539	50	53,222
3	1,191	2	117	4	759			1	65			11	3,282		
7	41,211	7	3,858	0	2,654	5	4,568	8	11,315			7	8,115	8	6,536
244	786,575	29	95,608	94	300,513	27	95,967	77	280,878	6	1,970	298	644,761	144	544,091
50	63,693	4	1,382	8	2,727	4	1,872	9	3,843			35	25,981	23	7,724
41	29,211	3	51	5	3,180	3	950	13	8,861	3	845	6	1,322		
94	97,284	5	2,317			11	7,431	11	14,280	3	1,125	4	413		
10	42,802							17	42,514			81	45,083	6	2,001
39	559,628	10	91,054	65	293,765	5	19,058	17	202,155			22	50,677	3	3,551
6	1,210	5	998			1	170	3	115			58	676,512	83	524,477
2	55	1	15	5	716			1	45			14	4,086		
2	2,692	1	86	1	125	3	0,486	6	9,065			3	540	4	335
277	589,207	46	54,072	69	78,648	32	60,910	83	153,555	8	8,029	308	671,237	160	521,430
58	95,356	6	2,604	12	6,601	5	2,868	10	0,967			39	27,559	25	20,593
48	40,904	12	1,408	3	1,248	2	2,145	17	0,034	5	2,389	4	1,818		
103	244,409	6	10,293			11	26,125	12	33,588	3	5,040	3	210		
8	8,374							14	13,499			96	257,061	10	130,475
35	155,442	9	34,974	45	87,902	5	12,437	10	70,025			13	6,806	3	3,607
17	39,714	10	4,009			3	4,294	10	15,527			38	132,017	84	353,720
2	203	1	10	5	422			2	403			67	161,491		
6	4,745	2	174	4	385	6	13,041	8	1,512			3	161	6	556
15	2,720	4	197			1	70					14	21,730	5	5,089
8	1,930	1	63									16	2,126		
3	176	3	134									2	128		
3	480											9	958		
1	135											1	120		
												3	840		
												1	80		
295	146,096	62	15,981	110	29,283	38	6,873	101	24,428	8	1,820	408	108,132	175	77,234
60	30,421	7	1,673	16	3,960	5	1,050	10	2,493			40	11,270	27	11,437
59	25,688	17	749	9	2,600	3	337	25	5,137	5	950	5	1,355		
103	49,579	6	1,045			11	2,485	12	3,095	3	370	7	1,900		
9	4,543							16	3,532			96	23,510	10	2,982
37	27,513	10	10,354	61	18,930	5	1,141	14	8,140			15	2,060	4	1,516
17	4,651	10	334			3	550	10	2,089			44	17,396	87	43,206
5	2,115	6	329	11	2,731			3	650			57	12,362		
5	1,581	6	377	13	1,650	6	1,010	11	1,690			17	3,997	9	2,675
												20	6,751	11	4,587
8	3,829	1	500	11	2,238			3	1,560			6	19,570	18	70,489
2	498			1	307			1	600			2	370	2	280
				1	350			2	960			1	50	2	240
2	335														
1	600														
2	2,246	1	500	7	1,429									2	350
1	150													9	1,250
				2	150									1	150
														2	19,000
														3	98,369

[See Note,

	TYPE OF FARM, BY CLASS OF ANIMALS (See definitions in Introduction)	THE STATE		CHURCHILL		CLARK		DOUGLAS		ELKO		
		Farms reporting	Animals or quantity	Farms reporting	Animals or quantity	Farms reporting	Animals or quantity	Farms reporting	Animals or quantity	Farms reporting	Animals or quantity	
1	General farms:											
2	Horses and mules, excluding colts..... number.....	350	1,879	63	313	52	171	29	155	33	266	
3	Cows and heifers kept mainly for milk..... number.....	336	2,731	74	636	48	147	39	550	23	164	
4	beef..... number.....	93	1,357	8	119	10	171	6	55	20	206	
5	Other cattle, including calves..... number.....	343	6,377	72	1,002	39	427	36	1,097	33	446	
6	Sows and gilts..... number.....	105	362	16	25	7	14	28	106	7	12	
7	Other hogs, excl. pigs under 3 mos. old..... number.....	162	1,677	21	97	23	144	26	513	12	48	
8	Cash-grain farms:											
9	Horses and mules, excluding colts..... number.....	26	134	13	71	5	12					
10	Cows and heifers kept mainly for milk..... number.....	18	71	9	33	2	5					
11	beef..... number.....	1	22									
12	Other cattle, including calves..... number.....	15	116	7	65	2	7					
13	Sows and gilts..... number.....	7	24	3	14	2	2					
14	Other hogs, excl. pigs under 3 mos. old..... number.....	6	34	1	4	2	2					
15	Crop-specialty farms:											
16	Horses and mules, excluding colts..... number.....	539	4,061	118	645	28	131	3	18	60	1,043	
17	Cows and heifers kept mainly for milk..... number.....	321	1,762	87	461	9	27	3	27	22	138	
18	beef..... number.....	91	1,065	7	48					32	412	
19	Other cattle, including calves..... number.....	335	4,265	73	650	6	25	2	34	45	614	
20	Sows and gilts..... number.....	89	365	12	30	2	6	1	6	7	19	
21	Other hogs, excl. pigs under 3 mos. old..... number.....	149	1,626	26	129	2	6	2	33	12	59	
22	Fruit farms:											
23	Horses and mules, excluding colts..... number.....	7	25			7	25					
24	Cows and heifers kept mainly for milk..... number.....	5	8			5	8					
25	beef..... number.....	1	8			1	8					
26	Other cattle, including calves..... number.....	4	12			4	12					
27	Sows and gilts..... number.....	1	1			1	1					
28	Other hogs, excl. pigs under 3 mos. old..... number.....	2	3			2	3					
29	Truck farms:											
30	Horses and mules, excluding colts..... number.....	22	85	4	16	12	52					
31	Cows and heifers kept mainly for milk..... number.....	20	62	2	3	13	47					
32	beef..... number.....	1	2									
33	Other cattle, including calves..... number.....	13	80	1	1	8	37					
34	Sows and gilts..... number.....	2	11	1	1	1	10					
35	Other hogs, excl. pigs under 3 mos. old..... number.....	9	33	1	4	4	73					
36	Dairy farms:											
37	Horses and mules, excluding colts..... number.....	427	2,302	150	705	14	37	22	120	16	210	
38	Cows and heifers kept mainly for milk..... number.....	486	7,933	175	2,553	19	129	29	626	16	378	
39	beef..... number.....	31	627	5	18			3	15	1	23	
40	Other cattle, including calves..... number.....	481	12,235	176	3,716	18	117	30	1,251	16	492	
41	Sows and gilts..... number.....	176	539	47	89	1	3	20	62	6	18	
42	Other hogs, excl. pigs under 3 mos. old..... number.....	204	2,832	95	526	3	35	23	401	10	62	
43	Animal-specialty farms:											
44	Horses and mules, excluding colts..... number.....	119	850	18	80	5	13	17	175	12	102	
45	Cows and heifers kept mainly for milk..... number.....	92	820	14	62	4	46	19	286	3	49	
46	beef..... number.....	65	3,034	5	78	1	40	11	761	10	244	
47	Other cattle, including calves..... number.....	121	5,323	18	195	4	100	22	2,353	11	141	
48	Sows and gilts..... number.....	41	237	1	1	2	10	15	70	3	42	
49	Other hogs, excl. pigs under 3 mos. old..... number.....	61	1,017	4	15	3	45	18	456	3	114	
50	Stock ranches:											
51	Horses and mules, excluding colts..... number.....	750	21,400	10	144	11	81	24	625	270	9,931	
52	Cows and heifers kept mainly for milk..... number.....	397	2,949	8	165	2	8	18	322	109	944	
53	beef..... number.....	694	96,150	2	250	10	597	10	2,736	226	48,493	
54	Other cattle, including calves..... number.....	699	161,546	9	1,076	4	433	25	5,834	261	78,470	
55	Sows and gilts..... number.....	146	692	3	13	1	7	19	165	38	144	
56	Other hogs, excl. pigs under 3 mos. old..... number.....	293	3,103	5	81	2	17	21	672	102	778	
57	Poultry farms:											
58	Horses and mules, excluding colts..... number.....	115	332	40	129	18	30	1	5	3	3	
59	Cows and heifers kept mainly for milk..... number.....	128	544	45	276	19	52	3	21	2	5	
60	beef..... number.....	3	35	2	4							
61	Other cattle, including calves..... number.....	108	653	40	387	16	56	3	8	1	1	
62	Sows and gilts..... number.....	12	28	3	11	1	2					
63	Other hogs, excl. pigs under 3 mos. old..... number.....	21	118	2	29	4	17	2	20			
64	Self-sufficing farms:											
65	Horses and mules, excluding colts..... number.....	94	506	2	4							
66	Cows and heifers kept mainly for milk..... number.....	39	81			7	10			23	224	
67	beef..... number.....	29	234			7	11			8	14	
68	Other cattle, including calves..... number.....	60	280	1	5	1	2			16	145	
69	Sows and gilts..... number.....	5	7			7	16			20	106	
70	Other hogs, excl. pigs under 3 mos. old..... number.....	17	39	1	1	3	9			2	4	
71	Abnormal and unclassified farms:											
72	Horses and mules, excluding colts..... number.....	320	3,063	29	408	40	148			62	786	
73	Cows and heifers kept mainly for milk..... number.....	163	641	22	83	38	69			14	60	
74	beef..... number.....	78	2,251	7	332	7	35			31	1,231	
75	Other cattle, including calves..... number.....	175	5,089	21	683	23	127			36	2,447	
76	Sows and gilts..... number.....	14	65	1	1		1			1	1	
77	Other hogs, excl. pigs under 3 mos. old..... number.....	68	819	9	37	9	90			5	17	
78	SPECIFIED ITEMS, BY TWO TYPES OF FARMS											
79	Steers, 2 years old and over..... Ranches..... number.....		38,053		250		51		1,234		22,048	
80	All other..... number.....		4,055		307		119		559		388	
81	Sheep, excluding lambs..... Ranches..... number.....	428	928,140	6	10,509	2	5,065	16	34,337	131	273,493	
82	All other..... number.....	471	46,705	115	7,630	17	5,630	46	2,572	51	10,277	
83	All cows milked..... Dairy..... number.....	498	8,098	180	3,032	20	139	31	693	16	396	
84	Of beef or dual-purpose breed- Dairy..... number.....	78	1,037	7	1,838	150	475	93	1,506	353	1,851	
85	ing..... Dairy..... number.....	770	4,180	30	68	1	2	11	116	4	34	
86	Milk produced..... Dairy..... No. and gals.....	498	6,378,495	180	2,250,002	20	94,145	31	432,870	10	256,025	
87	All other..... No. and gals..... Dairy.....	1,838	5,729,937	274	1,134,104	169	232,294	98	894,156	353	652,906	
88	Production, per cow..... Dairy..... gallons.....		709		742		677		625		647	
89	All other..... gallons.....		694		601		489		594		353	
90	Whole milk sold..... Dairy..... gallons.....		1,515,583		93,465		33,386		83,303		115,022	
91	All other..... gallons.....		514,199		27,493		42,736		16,149		35,203	
92	Cream sold as butterfat..... Dairy..... pounds.....		1,505,770		672,064		16,870		117,093		36,109	
93	All other..... pounds.....		1,161,397		325,429		19,102		269,592		62,615	
94	Chickens over 3 months old on farms, Apr. 1, 1930..... Poultry..... number.....	221	67,671	65	30,977	80	7,373	10	3,962	5	1,166	
95	All other..... number.....	2,416	146,393	434	27,588	167	9,315	119	15,661	389	18,043	
96	Chicken eggs produced..... Poultry..... dozens.....		985,410		314,649		63,092		34,649		17,020	
97	All other..... dozens.....		1,160,900		221,605		57,806		121,688		142,519	
98	Production, per chicken on hand..... Poultry..... dozens.....		10.1		10.2		8.6		8.7		14.7	
99	All other..... dozens.....		7.9		8.0		6.2		7.8		7.9	

COUNTY TABLE IV.—SPECIFIED LIVESTOCK, 1930, AND LIVESTOCK PRODUCTS, 1929, BY TYPE OF FARM—Con.

[See NOTE, bottom of p. 8]

TYPE OF FARM, BY CLASS OF ANIMALS (See definitions in Introduction)		ORMSBY		PERSHING		STOREY		WASHOE		WHITE PINE		
		Farms reporting	Animals or quantity	Farms reporting	Animals or quantity	Farms reporting	Animals or quantity	Farms reporting	Animals or quantity	Farms reporting	Animals or quantity	
General farms:												
1	Horses and mules, excluding colts.....	number	5	15	8	58			34	123	25	128
2	Cows and heifers kept mainly for milk.....	number	4	14	7	32			32	204	22	173
3	beef.....	number			4	63			8	88	7	153
4	Other cattle, including calves.....	number	3	38	8	66			34	514	22	209
5	Sows and gilts.....	number	1	2	2	8			6	23	7	21
6	Other hogs, excl. pigs under 3 mos. old.....	number	1	1	5	6			9	58	13	60
Cash-grain farms:												
7	Horses and mules, excluding colts.....	number							5	21		
8	Cows and heifers kept mainly for milk.....	number							5	21		
9	beef.....	number										
10	Other cattle, including calves.....	number							4	30		
11	Sows and gilts.....	number							2	8		
12	Other hogs, excl. pigs under 3 mos. old.....	number							1	5		
Crop-specialty farms:												
13	Horses and mules, excluding colts.....	number	3	15	27	287	3	15	113	589	29	106
14	Cows and heifers kept mainly for milk.....	number	2	21	18	64	3	41	64	406	22	83
15	beef.....	number			3	30			14	117	6	148
16	Other cattle, including calves.....	number	2	27	18	191	3	44	66	916	24	194
17	Sows and gilts.....	number	1	4	3	11	2	4	12	24	10	13
18	Other hogs, excl. pigs under 3 mos. old.....	number	2	19	9	168	2	3	25	105	13	59
Fruit farms:												
19	Horses and mules, excluding colts.....	number										
20	Cows and heifers kept mainly for milk.....	number										
21	beef.....	number										
22	Other cattle, including calves.....	number										
23	Sows and gilts.....	number										
24	Other hogs, excl. pigs under 3 mos. old.....	number										
Truck farms:												
25	Horses and mules, excluding colts.....	number							6	17		
26	Cows and heifers kept mainly for milk.....	number							5	12		
27	beef.....	number							1	2		
28	Other cattle, including calves.....	number							4	42		
29	Sows and gilts.....	number										
30	Other hogs, excl. pigs under 3 mos. old.....	number							4	6		
Dairy farms:												
31	Horses and mules, excluding colts.....	number	9	34	11	75	3	11	85	377	10	43
32	Cows and heifers kept mainly for milk.....	number	11	213	12	142	3	45	94	1,521	10	394
33	beef.....	number							9	73		
34	Other cattle, including calves.....	number	11	276	10	217	3	46	91	1,984	10	302
35	Sows and gilts.....	number	4	17	6	14	1	2	10	48	2	4
36	Other hogs, excl. pigs under 3 mos. old.....	number	6	45	6	24	1	1	29	139	2	6
Animal-specialty farms:												
37	Horses and mules, excluding colts.....	number			17	205			21	87	4	18
38	Cows and heifers kept mainly for milk.....	number			12	85			11	53	2	11
39	beef.....	number			3	94			8	222	2	26
40	Other cattle, including calves.....	number			16	421			10	602	3	49
41	Sows and gilts.....	number			6	17			6	18	1	5
42	Other hogs, excl. pigs under 3 mos. old.....	number			12	148			6	75	1	1
Stock ranches:												
43	Horses and mules, excluding colts.....	number	4	58	15	593			54	1,103	85	1,246
44	Cows and heifers kept mainly for milk.....	number	4	4	3	47			26	270	65	318
45	beef.....	number	2	150	13	1,653			29	4,447	52	5,934
46	Other cattle, including calves.....	number	3	167	15	2,903			36	6,140	77	6,036
47	Sows and gilts.....	number			3	30			6	27	20	87
48	Other hogs, excl. pigs under 3 mos. old.....	number	1	15	6	117			15	104	43	287
Poultry farms:												
49	Horses and mules, excluding colts.....	number		7	7	25			19	46		
50	Cows and heifers kept mainly for milk.....	number	2	7	6	13			27	105		
51	beef.....	number										
52	Other cattle, including calves.....	number	1	2	5	7			18	87		
53	Sows and gilts.....	number	1	2	1	1			1	3		
54	Other hogs, excl. pigs under 3 mos. old.....	number							4	29		
Self-sufficing farms:												
55	Horses and mules, excluding colts.....	number			2	13			15	74	7	34
56	Cows and heifers kept mainly for milk.....	number							3	8	4	7
57	beef.....	number							3	16	4	24
58	Other cattle, including calves.....	number			1	2			4	21	4	13
59	Sows and gilts.....	number										
60	Other hogs, excl. pigs under 3 mos. old.....	number			1	4			1	3	2	4
Abnormal and unclassified farms:												
61	Horses and mules, excluding colts.....	number	4	63	13	124			37	670	11	30
62	Cows and heifers kept mainly for milk.....	number	4	104	5	9			18	71	9	21
63	beef.....	number	1	8	2	3			6	243		
64	Other cattle, including calves.....	number	4	120	7	40			18	366	8	32
65	Sows and gilts.....	number	2	20	2	16			2	13	2	5
66	Other hogs, excl. pigs under 3 mos. old.....	number	3	118	8	181			11	180	6	94
SPECIFIED ITEMS, BY TWO TYPES OF FARMS												
67	Steers, 2 years old and over.....	Ranches.....		15		761				1,374		423
68	All other.....	number		16		134				548		19
69	Ranches.....	number	5	3,469	9	40,133			31	87,438	68	141,231
70	All other.....	number	5	1,051	23	3,534		35	67	3,620	20	1,701
71	Sheep, excluding lambs.....	Dairy.....	11	187	12	215	3	45	96	1,653	10	310
72	All other.....	number	15	175	69	317	3	36	209	1,306	144	621
73	All cows milked.....	Dairy.....	1	30					15	143		
74	Of beef or dual-purpose breeding.....	All other.....	2	53	26	124			54	318	53	236
75	Milk produced.....	Dairy.....No. and gals.	11	100,540	12	139,505	3	42,700	96	1,294,094	10	233,795
76	All other.....	No. and gals.	15	91,050	69	172,494	3	17,600	209	308,081	144	249,954
77	Dairy.....	gallons.....		538		649		949		783		733
78	Production, per cow.....	All other.....		520		544		489		619		403
79	Whole milk sold.....	Dairy.....		41,645		25,500		4,300		794,695		197,740
80	All other.....	gallons.....		42,049		3,868				219,325		86,595
81	Cream sold as butterfat.....	Dairy.....		19,748		34,020		12,425		132,021		875
82	All other.....	pounds.....		2,470		32,962		5,455		129,811		2,445
83	Chickens over 3 months old on farms.....	Poultry.....	3	1,675	10	3,636			56	32,920		
84	Apr. 1, 1930.....	All other.....	23	1,736	90	7,772	7	327	301	17,303	153	7,888
85	Chicken eggs produced.....	Poultry.....		14,646		32,465				345,268		
86	All other.....	dozens.....		11,935		57,634		2,710		146,169		66,725
87	Production, per chicken on hand.....	Poultry.....		9.3		8.9				10.5		
88	All other.....	dozens.....		6.7		7.4		8.3		8.4		8.6

AGRICULTURE—NEVADA

COUNTY TABLE VI.—TYPE OF FARM, BY SPECIFIED VALUE OF FARM PRODUCTS SOLD, TRADED, OR USED BY OPERATOR'S FAMILY, 1929

[See Note, bottom of p. 8]

TYPE, BY VALUE OF PRODUCTS (See definitions in Introduction)	THE STATE	Churchill	Clark	Douglas	Elko	Esmeralda	Eureka	Humboldt	Lander	Lincoln	Lyon	Mineral	Nye	Ormsby	Pershing	Storey	Washoe	White Pine
		Number	Number	Number	Number	Number	Number	Number	Number	Number	Number	Number	Number	Number	Number	Number	Number	Number
General farms:																		
Under \$250.....	9	3	3				1											1
\$250-\$399.....	17	5	5		5					2	2							
\$400-\$599.....	36	4	10	3	5		1			5	3							
\$600-\$999.....	71	5	13	2	5			1		6	3						17	4
\$1,000-\$1,499.....	61	8	13	4	5			1		6	3						2	1
\$1,500-\$2,499.....	88	21	9	6	6		1			6	3						5	4
\$2,500-\$3,999.....	76	24	5	7	7			1		4	4						10	4
\$4,000-\$5,999.....	38	12	1	7	3					1	7						4	4
\$6,000-\$9,999.....	28	8		6	1						10						1	
\$10,000-\$19,999.....	18	2	1	6			1				4							
\$20,000 and over.....	3										2							
Cash-grain farms:																		
\$250-\$399.....	3	2																
\$400-\$599.....	4	2	1															
\$600-\$999.....	4	1	3															
\$1,000-\$1,499.....	7	1	1					1										
\$1,500-\$2,499.....	7	1	1					1										
\$2,500-\$3,999.....	7	2						1										
\$4,000-\$5,999.....	3	2																
\$6,000 and over.....	4	4																
Crop-specialty farms:																		
Under \$250.....	24	3	3									11				1		6
\$250-\$399.....	40	9	4		8			1		2	3				1		1	8
\$400-\$599.....	52	7	7		7		1		1	2	5	8			2		15	11
\$600-\$999.....	88	27	7	1	10			4		6	6	2	2		7	1	13	2
\$1,000-\$1,499.....	78	20	4		8	1		4		8	4	2		2	3	1	11	7
\$1,500-\$2,499.....	111	39	2	2	7		3	6	2	8	13		4		5	1	14	8
\$2,500-\$3,999.....	92	26	1		7	1	1	3	1	3	13		1	1	7	1	19	8
\$4,000-\$5,999.....	58	16	1		6	1	1	3		3	14		3		1		9	3
\$6,000-\$9,999.....	46	10			7	1		1			11		1	1	4	1	8	1
\$10,000-\$19,999.....	37	6	1	1	2		2	1		1	8				1		14	
\$20,000 and over.....	8	1			1		1	1			2				2			
Fruit farms:																		
\$400-\$599.....	2		2															
\$600-\$999.....	2		2															
\$1,000-\$1,499.....	2		2															
\$1,500-\$2,499.....	2		2															
Truck farms:																		
\$250-\$399.....	2	1	1															
\$400-\$599.....	2		2															
\$600-\$999.....	4	1	2															
\$1,000-\$1,499.....	6	1	4															
\$1,500-\$2,499.....	1																	
\$2,500-\$3,999.....	9	2	5															
\$4,000-\$5,999.....	7		5															
\$6,000-\$9,999.....	2		2															
\$10,000 and over.....	3	1	2															
Dairy farms:																		
Under \$600.....	6		3					1			1							1
\$600-\$999.....	23	3	4	1						1	3	1			3		1	8
\$1,000-\$1,499.....	48	13	5	2	1					1	7	1			3	1	14	3
\$1,500-\$2,499.....	103	37	3	2	1					1	23	1		4	3	1	24	2
\$2,500-\$3,999.....	135	67	1	6	4					1	28	2		8	1	1	19	3
\$4,000-\$5,999.....	99	36	4	12	4					5	24			3	1		12	
\$6,000-\$9,999.....	58	19		5	3			1			13	1		1	2		13	
\$10,000-\$19,999.....	19	4		3	2						4			1	1		4	1
\$20,000 and over.....	7	1			1			1									1	3
Animal-specialty farms:																		
Under \$600.....	15	3	2		7													3
\$600-\$999.....	16	2		1	1					7					1		4	1
\$1,000-\$1,499.....	9	3	1							3							1	1
\$1,500-\$2,499.....	31	5	1	2	2					7					6		5	2
\$2,500-\$3,999.....	15	2	1		1					2					4		4	
\$4,000-\$5,999.....	23	3	1	6	1					6				3	3		3	1
\$6,000-\$9,999.....	15	3		7						1				2	2		2	
\$10,000 and over.....	13	1	1	6	1					1	2			1				
Stock ranches:																		
Under \$250.....	3				1					2								
\$250-\$399.....	10				3								2				4	1
\$400-\$599.....	19		2		6		2	1		1			3				4	
\$600-\$999.....	39			1	13		2	2	1	5	2		5		1		1	6
\$1,000-\$1,499.....	45		5		15	1	5	5	3	5			6		1		4	4
\$1,500-\$2,499.....	94		5	1	32	1	4	8	5	5	1	2	8		6		7	9
\$2,500-\$3,999.....	89				26		6	13	4	9	1	1	17		1		2	8
\$4,000-\$5,999.....	108	2		3	41		2	15	5	3	3		12	2	2		5	13
\$6,000-\$9,999.....	118			5	40	2	9	17	3	4	7	1	5	5	2		7	16
\$10,000-\$19,999.....	159	4	1	7	58	1	5	23	4	1	9	6	8	1			13	18
\$20,000 and over.....	138	4	1	9	47		5	13	7		16	1	3		6		12	14
Poultry farms:																		
Under \$250.....	5	5																
\$250-\$399.....	7	3	1		1			1			1							
\$400-\$599.....	20	2	4	1	1	1				2				1	2		3	
\$600-\$999.....	32	4	8	2	2					1					2		8	
\$1,000-\$1,499.....	38	3	4	2	1	2		4		1				4			11	
\$1,500-\$2,499.....	39	11	7	2	1	1		3		1				1	1		11	
\$2,500-\$3,999.....	39	15	3	1	1			1		1				1	1		12	
\$4,000-\$5,999.....	23	11	3	1	1			1		2							5	
\$6,000-\$9,999.....	18	8		1				1		2					1		6	
\$10,000 and over.....	10	6	1			1				1							1	
Self-sufficing farms:																		
Under \$250.....	55	1	7		18		7			2	1	6	5		1		7	
\$250-\$399.....	29	1	4		4													

AGRICULTURE—NEVADA

COUNTY TABLE VI.—TYPE OF FARM, BY SPECIFIED VALUE OF FARM PRODUCTS SOLD, TRADED, OR USED BY OPERATOR'S FAMILY, 1929—Continued

[See NOTE, bottom p. 8]

TYPE, BY VALUE OF PRODUCTS (See definitions in Introduction)	THE STATE	Churchill	Clark	Douglas	Elko	Esmeralda	Eureka	Humboldt	Lander	Lincoln	Lyon	Mineral	Nye	Ormsby	Pershing	Storey	Washoe	White Pine	
		Number	Number	Number	Number	Number	Number	Number	Number	Number	Number	Number	Number	Number	Number	Number	Number	Number	Number
Abnormal farms:																			
Under \$250.....	107	2	24		20	3	3	25		1	2	3	8		3		12	1	
\$250-\$399.....	50	6	14		8	2		4		3	3	1	2		1		4	2	
\$400-\$599.....	53	11	9		2					6	4	2	2		2		6	4	
\$600-\$999.....	39	7	7		6	1		2		4				1	2		2	4	
\$1,000-\$1,499.....	9				1			1					2	1	1				
\$1,500-\$2,499.....	7	1			3												2	1	
\$2,500-\$3,999.....	6	1						1				1			1		2	2	
\$4,000-\$5,999.....	8														1		3	2	
\$6,000-\$9,999.....	4	2													1				
\$10,000 and over.....	10	6									1			1			2		

COUNTY TABLE VII.—TYPE OF FARM, BY TENURE OF FARM OPERATOR, 1930

[See NOTE, bottom of p. 8]

TYPE, BY TENURE OF OPERATOR (See definitions in Introduction)	THE STATE	Churchill	Clark	Douglas	Elko	Esmeralda	Eureka	Humboldt	Lander	Lincoln	Lyon	Mineral	Nye	Ormsby	Pershing	Storey	Washoe	White Pine	
		Number	Number	Number	Number	Number	Number	Number	Number	Number	Number	Number	Number	Number	Number	Number	Number	Number	Number
General farms:																			
Full owners.....	334	68	46	37	30		6	2		21	40	3	11	3	7		20	22	
Part owners.....	43	4	8	2	6		1	1		5	3	3	1		2		4	3	
Managers.....	9	1								3	1	1	2				1		
Tenants—																			
Cash.....	37	14	2	2			1	1		2	5		2	2			6		
Other.....	17	3	3		2					1	4				1		1	2	
Cash-grain farms:																			
Full owners.....	24	14	4					1										5	
Part owners.....	5	4	1																
Tenants—																			
Cash.....	3	1	1															1	
Other.....	3	1						2											
Crop-specialty farms:																			
Full owners.....	443	118	21	8	45	3	2	14	5	22	52	20	8	3	21	5	82	10	
Part owners.....	48	6	4		5			1		2	5	6	1		1		15	4	
Managers.....	61	14	1		11	1	5	6	2	2	3		2		6		7	1	
Tenants—																			
Cash.....	51	14		1	3		1	1		2	10	2	1		1	1	11	3	
Other.....	40	12	4		1		1	2			9				4		5	2	
Fruit farms:																			
Full owners.....	8		8																
Truck farms:																			
Full owners.....	16	1	10															5	
Part owners.....	7	1	5															1	
Managers.....	1	1																	
Tenants—																			
Cash.....	5	2	2															1	
Other.....	7	1	6																
Dairy farms:																			
Full owners.....	361	131	12	28	9			3		5	69	2		7	11	2	75	7	
Part owners.....	40	10	4	2	4					1	12	2			1		3	1	
Managers.....	5	2															2	1	
Tenants—																			
Cash.....	61	26	2	1	2						12	2		4			11	1	
Other.....	31	11	2		1					1	10					1	6		
Animal-specialty farms:																			
Full owners.....	106	17	5	19	11					17	10				9		15	3	
Part owners.....	10	1	1	2	1										3		2		
Managers.....	6	2								2					1		1		
Tenants—																			
Cash.....	9	1		1	1					1					1		3	1	
Other.....	6	1								1					3		1		
Stock ranches:																			
Full owners.....	553	3	11	17	157	5	30	64	24	20	27	7	63	4	8		30	65	
Part owners.....	109	4		10	47		1	3	2	2	9	1	2	1	2		12	18	
Managers.....	97	2	2		52		2	17	2		2	2	3		5		3	5	
Tenants—																			
Cash.....	33				13		2	3	3		1	1			2		4	4	
Other.....	30	1	1		13		5	5	1				1				1	2	
Poultry farms:																			
Full owners.....	180	59	21	9	6	5		7		4	14	4		3	7		51		
Part owners.....	17	3	6								1	4			1		2		
Managers.....	4	1						1				4					2		
Tenants—																			
Cash.....	12	3	2	1							2	2					2		
Other.....	8	2	2					2							2				
Self-sufficing farms:																			
Full owners.....	105	2	8		27			12		10	3	4	11		3		17	8	
Part owners.....	3		2									1							
Tenants—																			
Cash.....	5	1	1					1			2								
Other.....	5		1					1		1		1						1	
Abnormal and unclassified farms:																			
Full owners.....	324	38	59		56	10	13	35	4	16	13	13	16	1	13		29	8	
Part owners.....	24	3	8		2			2		1			2		1		3	1	
Managers.....	44	2	2		10		3	4		1	1	1	7	4	1		8		
Tenants—																			
Cash.....	40	6	6		3			1		2	4	2	4	1	2		6	3	
Other.....	42	3	9		2		3	3		2	5	4	5				3	3	

AGRICULTURE—NEVADA

COUNTY TABLE VIII.—SPECIFIED FARM EXPENDITURES, 1929, BY TYPE OF FARM

[See Note, bottom of p. 8]

ITEM AND TYPE (See definitions in Introduction)	THE STATE		CHURCHILL		CLARK		DOUGLAS		ELKO		ESMERALDA	
	Farms reporting	Expenditures	Farms reporting	Expenditures	Farms reporting	Expenditures	Farms reporting	Expenditures	Farms reporting	Expenditures	Farms reporting	Expenditures
	Number	Dollars	Number	Dollars	Number	Dollars	Number	Dollars	Number	Dollars	Number	Dollars
Feed:												
All types	2,167	1,720,370	416	229,891	138	45,819	107	73,480	351	448,218	18	11,534
General	282	51,314	68	22,870	28	4,291	35	15,837	24	4,020		
Cash-grain	12	3,700	10	3,320							1	500
Crop-specialty	248	51,382	72	15,314			2	495	30	5,055		
Fruit	4	620										
Truck	23	5,832	5	2,343	13	3,179						
Dairy	383	277,430	140	60,240	13	4,095	24	14,289	14	12,427		
Animal-specialty	102	42,266	19	4,423	2	1,400	18	6,698	7	1,860		
Stock-ranch	610	925,119	7	3,605	8	2,060	20	32,356	222	416,637	2	600
Poultry	207	240,480	63	90,161	25	18,133	8	4,291	3	1,525	5	9,130
Self-sufficing	61	5,007			7	764			13	1,579		
Abnormal and unclassified	219	86,504	32	18,609	34	9,462			38	5,109	10	1,304
Fertilizer:												
All types	41	5,530	1	200	22	3,091	3	390	1	12		
General	9	493			5	178	1	50				
Crop-specialty	3	475	1	200								
Fruit	1	30			1	30						
Truck	10	2,428			9	2,028						
Dairy	4	365			1	70						
Animal-specialty	1	100										
Stock-ranch	3	252					2	240	1	12		
Poultry	1	100										
Self-sufficing	1	25			1	25						
Abnormal and unclassified	8	1,204			3	487						
Labor:												
All types	2,124	3,680,671	411	301,893	104	80,492	113	309,477	323	979,041	10	20,117
General	261	162,973	59	24,705	22	6,820	31	25,873	11	5,079		
Cash-grain	23	13,320	14	11,138	2	30					4	9,410
Crop-specialty	407	436,645	105	85,239	13	14,660	1	420	36	59,614		
Fruit	2	1,690			2	1,690						
Truck	20	52,442	5	11,915	18	37,637						
Dairy	337	275,376	144	62,807	8	1,650	28	20,385	13	14,770		
Animal-specialty	95	116,964	14	6,906	3	2,760	21	44,512	4	2,275		
Stock-ranch	662	2,409,660	9	45,147	6	6,190	26	217,772	236	877,511	3	10,197
Poultry	105	35,534	43	14,807	8	1,772	6	515			1	400
Self-sufficing	11	341			2	100						
Abnormal and unclassified	142	155,746	18	30,179	20	7,193			24	19,792	2	110

ITEM AND TYPE (See definitions in Introduction)	EUREKA		HUMBOLDT		LANDER		LINCOLN		LYON		MINERAL	
	Farms reporting	Expenditures	Farms reporting	Expenditures	Farms reporting	Expenditures	Farms reporting	Expenditures	Farms reporting	Expenditures	Farms reporting	Expenditures
	Number	Dollars	Number	Dollars	Number	Dollars	Number	Dollars	Number	Dollars	Number	Dollars
Feed:												
All types	82	55,344	117	163,890	29	58,032	90	25,014	211	151,910	30	14,650
General	8	1,545	3	275			14	1,925	34	9,154	4	340
Cash-grain												
Crop-specialty	5	3,285	10	3,170	3	450	13	1,151	36	7,045	2	521
Fruit												
Truck												
Dairy			3	17,699			5	6,332	78	28,539	4	400
Animal-specialty							17	2,659	6	3,082		
Stock-ranch	39	48,384	72	122,855	25	55,082	17	8,185	33	81,571	7	11,887
Poultry			9	10,055			4	1,828	16	19,519	10	1,246
Self-sufficing			7	502			9	392	4	645	1	150
Abnormal and unclassified	10	2,130	13	9,484	1	500	11	2,542	4	2,305	2	106
Fertilizer:												
All types					1	20			2	150		
General												
Crop-specialty												
Fruit												
Truck												
Dairy									1	50		
Animal-specialty												
Stock-ranch												
Poultry									1	100		
Self-sufficing												
Abnormal and unclassified					1	20						
Labor:												
All types	47	90,124	117	323,580	32	112,496	79	40,408	260	414,237	31	33,607
General	4	2,405	3	1,450			16	7,042	46	59,243	3	1,360
Cash-grain			3	1,310								
Crop-specialty	6	22,670	10	28,699	5	1,788	14	2,692	63	79,080	7	235
Fruit												
Truck												
Dairy			2	7,183			5	1,010	37	63,741	4	1,172
Animal-specialty							16	10,129	8	12,078		
Stock-ranch	32	61,559	70	278,514	26	110,658	18	17,343	39	173,517	10	30,252
Poultry			5	1,020			2	730	10	4,870	4	160
Self-sufficing			3	40					1	50		
Abnormal and unclassified	6	3,190	0	5,344	1	50	8	1,460	6	16,660	3	318

AGRICULTURE—NEVADA

315

COUNTY TABLE VIII.—SPECIFIED FARM EXPENDITURES, 1929, BY TYPE OF FARM—Continued

[See NOTE, bottom of p. 8]

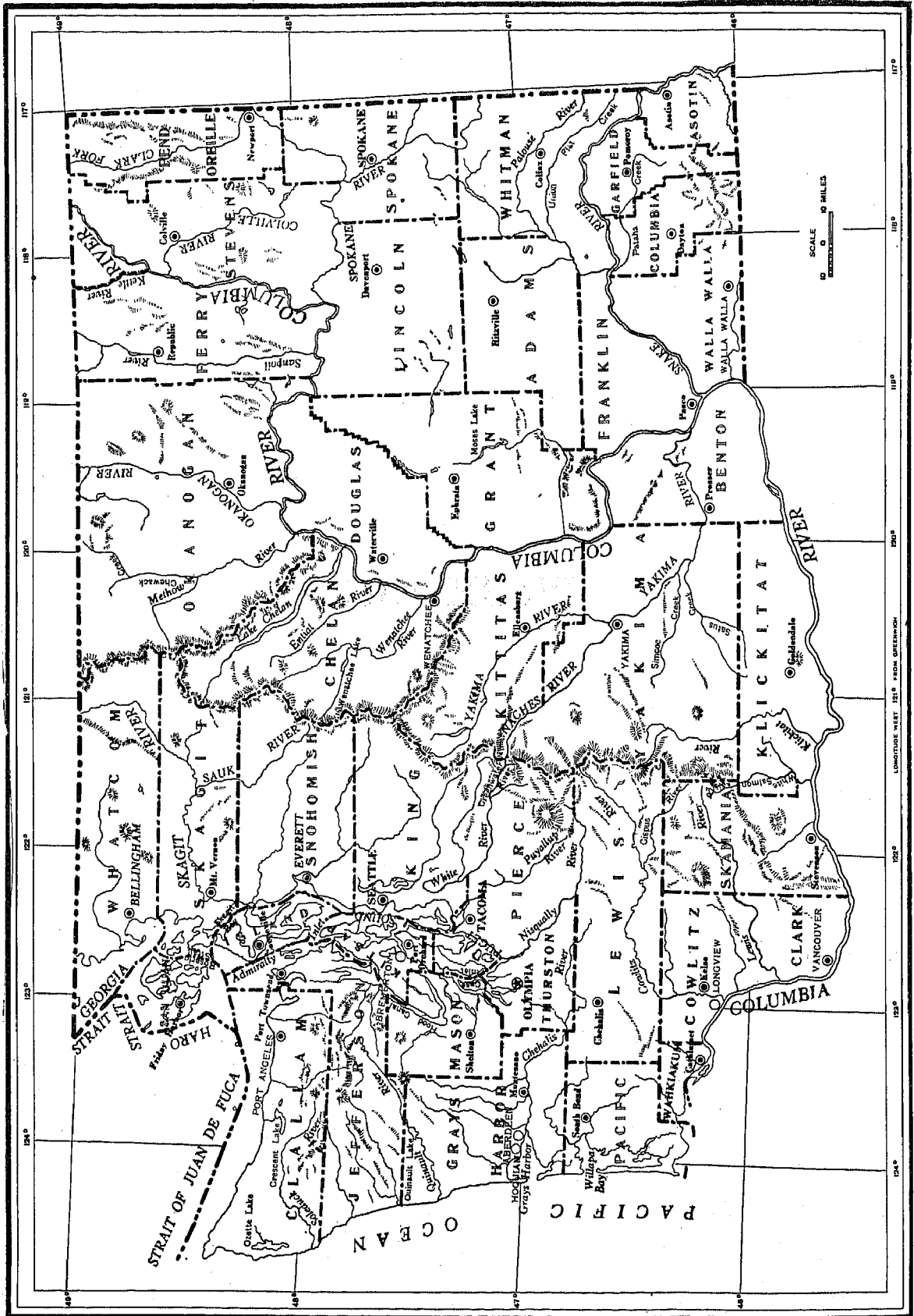
ITEM AND TYPE (See definitions in Introduction)	NYE		ORMSBY		PERSHING		STOREY		WASHOE		WHITE PINE	
	Farms reporting	Expenditures	Farms reporting	Expenditures	Farms reporting	Expenditures	Farms reporting	Expenditures	Farms reporting	Expenditures	Farms reporting	Expenditures
	Number	Dollars	Number	Dollars	Number	Dollars	Number	Dollars	Number	Dollars	Number	Dollars
Feed:												
All types.....	74	25,254	27	18,442	90	66,407	3	1,530	275	241,871	119	94,698
General.....	12	3,208	4	772	10	4,768			22	9,351	16	3,446
Cash-grain.....									2	440		
Crop-specialty.....	1	350	1	100	18	5,326	2	530	35	6,551	13	1,124
Fruit.....									5	310		
Truck.....									74	72,636	6	30,610
Dairy.....			10	5,188	11	8,981	1	1,000	15	8,343	1	15
Animal-specialty.....					17	13,786			37	51,250	68	48,597
Stock-ranch.....	45	19,025	4	4,056	10	18,060			52	73,493		
Poultry.....			2	2,324	10	8,775			7	736	5	380
Self-sufficing.....	5	139			3	320			26	18,552	10	1,526
Abnormal and unclassified.....	11	2,532	6	6,002	11	6,391						
Fertilizer:												
All types.....			2	100	2	147			4	1,030	9	490
General.....			1	5					1	80	1	180
Crop-specialty.....												
Fruit.....									1	400		
Truck.....									1	150		
Dairy.....			1	95							1	100
Animal-specialty.....												
Stock-ranch.....												
Poultry.....												
Self-sufficing.....					2	147			1	400	1	210
Abnormal and unclassified.....												
Labor:												
All types.....	85	98,804	25	21,069	84	171,023	5	2,615	288	390,305	115	286,505
General.....	11	2,944	5	400	9	3,635			27	17,772	14	4,185
Cash-grain.....									4	842		
Crop-specialty.....	10	11,120	2	1,575	27	31,778	4	2,515	74	77,838	17	6,055
Fruit.....									6	2,890		
Truck.....									76	65,820	5	17,830
Dairy.....			7	5,846	7	8,053	1	100	12	9,715	4	2,200
Animal-specialty.....					13	26,391			41	157,877	70	251,335
Stock-ranch.....	54	72,401	5	7,265	12	92,082			22	9,400		
Poultry.....			1	500	3	1,351						
Self-sufficing.....	3	100			2	51			21	38,142	5	4,000
Abnormal and unclassified.....	7	7,233	5	5,393	11	7,682						

WASHINGTON

317

WASHINGTON

COUNTIES, PRINCIPAL CITIES, RIVERS, AND MOUNTAINS



AGRICULTURE—WASHINGTON

COUNTY TABLE I.—FARMS AND FARM ACREAGE, 1930 AND 1929, BY TYPE OF FARM

[See Note, bottom of p. 8]

ITEM AND TYPE OF FARM (See definitions in Introduction)	THE STATE	Adams	Asotin	Benton	Chelan	Clallam	Clark	Colum- bia	Cow- litz	Doug- las	Ferry	Frank- lin
	Number	Number	Number	Number	Number	Number	Number	Number	Number	Number	Number	Number
FARMS, BY TYPE, 1930												
All types.....	70,904	818	622	1,688	2,218	728	3,603	544	1,147	1,214	577	354
General.....	7,121	19	01	216	72	102	456	57	154	66	126	27
Cash-grain.....	8,442	690	153	76	7	3	20	308	23	487	18	107
Crop-specialty.....	3,750	4	13	290	38	42	104	9	23	14	43	16
Fruit.....	9,838	160	457	1,734	9	616	25	61	435	2	14	34
Truck.....	1,269	7	62	6	2	30	7	7	7	1	2	19
Dairy.....	12,723	18	33	180	50	333	790	18	290	31	62	70
Animal-specialty.....	1,242	9	22	11	12	32	7	21	21	20	13	29
Stock-ranch.....	688	16	30	18	5	2	20	4	4	13	29	23
Poultry.....	8,036	8	18	78	21	56	470	2	151	19	13	13
Self-sufficing.....	3,631	9	21	22	51	43	191	30	121	11	94	21
Abnormal.....	9,825	23	53	142	131	105	527	36	222	44	83	83
Institution or country estate.....	54	1	1	1	1	1	1	1	2	2	1	1
Part-time.....	8,099	21	75	186	117	70	492	34	209	40	63	20
Boarding and lodging.....	114	1	5	6	3	3	3	1	1	1	1	1
Forest-product.....	530	3	4	9	17	20	1	8	3	3	3	3
Horse farm, feed lot, or livestock dealer.....	158	2	3	5	2	2	5	2	2	3	3	3
Unclassified.....	3,079	31	28	90	42	22	101	32	93	67	36	33
FARM LAND, BY TYPE												
All land in farms, 1930:												
All types.....	13,533,778	1,006,582	270,253	320,805	169,601	57,520	194,432	336,260	93,889	705,555	135,640	558,547
General.....	910,055	9,524	0,715	12,232	15,107	9,441	28,024	14,639	13,905	54,024	31,559	2,258
Cash-grain.....	6,430,250	804,222	158,773	110,433	2,637	1,973	246,909	1,973	2,130	495,417	4,211	324,739
Crop-specialty.....	445,734	2,039	1,350	18,046	9,137	3,240	10,670	4,133	3,345	9,508	6,051	632
Fruit.....	370,632	5,090	11,579	72,459	1,002	1,850	29,301	1,850	1,114	29,275	342	342
Truck.....	42,006	295	1,203	374	1	1	1	150	150	429	950	950
Dairy.....	1,412,081	7,194	4,324	10,631	14,402	30,420	75,318	2,268	30,263	20,759	14,573	1,918
Animal-specialty.....	307,406	2,730	10,561	8,051	1,792	3,609	4,634	3,048	3,048	28,556	15,105	1,918
Stock-ranch.....	2,200,604	161,537	89,769	121,446	3,552	7,023	51,436	7,023	31,093	20,289	209,276	209,276
Poultry.....	267,466	179	2,269	1,710	2,520	15,127	7,023	5,713	5,713	2,144	2,144	2,144
Self-sufficing.....	215,937	2,230	1,028	2,182	4,004	2,604	6,231	2,438	8,220	1,740	14,080	1,570
Abnormal.....	400,365	1,788	4,901	4,349	11,384	4,610	15,041	1,453	8,938	6,552	11,988	1,570
Institution or country estate.....	10,225	1	1	1	1	1	1	1	1	1	1	1
Part-time.....	318,406	1,788	2,026	3,320	7,604	3,000	11,302	1,453	3,155	3,909	8,228	1,570
Boarding and lodging.....	4,844	2,053	3,056	1,351	3,056	1,351	2,305	783	783	3,452	3,452	3,452
Forest-product.....	100,303	222	1,029	2,043	1,331	1,331	1,331	2,643	2,643	308	308	308
Horse farm, feed lot, or livestock dealer.....	26,587	17,800	5,204	2,734	2,043	11,074	9,520	3,285	23,080	5,704	11,506	11,506
Unclassified.....	881,242	3,633	5,204	2,734	2,043	11,074	9,520	3,285	23,080	5,704	11,506	11,506
Average acres per farm, 1930:												
All types.....	191	1,231	449	192	72	79	68	82	82	581	232	1,564
General.....	128	501	110	57	210	93	62	258	00	819	251	84
Cash-grain.....	762	1,106	1,038	1,453	334	48	68	799	1,017	234	1,945	1,945
Crop-specialty.....	119	510	102	62	242	77	65	450	93	701	102	61
Fruit.....	38	32	25	41	111	43	73	55	54	54	24	28
Truck.....	32	38	20	02	37	02	02	21	61	61	28	28
Dairy.....	111	400	146	89	289	91	125	125	863	235	101	101
Animal-specialty.....	320	304	752	359	149	113	648	145	1,293	217	217	217
Stock-ranch.....	3,213	10,096	2,494	6,747	4,110	2,572	418	2,461	907	9,099	9,099	9,099
Poultry.....	31	22	10	29	81	45	32	50	301	165	165	165
Self-sufficing.....	59	248	49	8	96	61	33	81	68	159	159	159
Abnormal.....	47	85	60	31	87	45	20	43	41	152	146	79
Crop land harvested, 1929:												
All types.....	3,658,514	335,321	49,022	58,999	34,855	12,662	64,109	103,390	18,169	182,400	18,861	100,785
General.....	197,836	1,381	3,075	2,269	1,813	1,813	10,172	1,878	2,267	5,423	5,230	547
Cash-grain.....	2,440,045	328,089	38,224	29,326	603	60	911	96,281	157,954	1,132	93,340	93,340
Crop-specialty.....	201,873	144	245	10,306	1,462	1,075	4,799	259	667	1,810	1,470	456
Fruit.....	102,074	1,074	8,006	25,814	108	13,257	1,141	759	8,006	20	188	188
Truck.....	19,509	72	718	22	505	22	20	20	20	97	553	553
Dairy.....	315,372	465	386	3,164	1,648	7,842	21,442	260	7,335	2,415	2,351	361
Animal-specialty.....	67,501	444	554	421	294	956	802	331	331	3,321	3,321	3,321
Stock-ranch.....	56,735	3,444	5,489	793	119	1,771	1,771	66	1,701	2,227	1,671	1,671
Poultry.....	63,649	22	94	764	772	474	5,730	1,594	332	256	256	256
Self-sufficing.....	25,720	37	158	107	404	283	1,283	273	821	179	1,728	1,728
Abnormal.....	61,241	87	349	789	1,074	513	3,350	245	1,193	832	880	117
Institution or country estate.....	3,743	1	1	1	1	1	1	1	1	1	1	1
Part-time.....	45,988	87	325	766	835	388	2,305	245	1,030	382	674	117
Boarding and lodging.....	535	58	20	8	8	8	8	8	8	8	8	8
Forest-product.....	7,124	24	181	99	408	408	408	113	113	256	256	256
Horse farm, feed lot, or livestock dealer.....	3,351	23	23	23	69	69	69	450	450	50	50	50
Unclassified.....	40,359	1,071	206	637	257	195	1,044	480	761	700	166	3,546
Plowable pasture, 1929:												
All types.....	577,901	26,563	2,736	10,380	4,866	7,065	11,271	10,087	8,000	32,335	6,831	28,250
General.....	53,291	1,308	522	512	474	718	1,573	404	343	4,876	1,977	87
Cash-grain.....	103,421	19,377	1,227	7,417	5	8	50	5,024	18,385	90	18,575	18,575
Crop-specialty.....	18,707	154	42	243	106	226	551	23	173	67	440	2
Fruit.....	17,431	53	202	2,829	28	848	86	206	1,257	39	39	39
Truck.....	2,815	6	18	18	18	18	18	20	20	52	52	52
Dairy.....	145,990	1,136	104	761	514	4,815	5,725	70	4,062	3,787	1,643	327
Animal-specialty.....	24,010	113	28	5	68	358	100	78	78	653	710	710
Stock-ranch.....	54,331	1,538	566	240	280	3,488	3,488	311	1,379	209	5,073	5,073
Poultry.....	18,755	11	118	42	133	382	989	463	463	95	95	95
Self-sufficing.....	12,850	85	6	18	422	360	370	20	180	61	559	559
Abnormal.....	35,767	363	56	671	278	544	743	87	700	219	922	308
Unclassified.....	30,453	2,592	40	152	11	165	591	105	878	888	280	1,787
Other pasture (excl. woodland), 1929:												
All types.....	4,175,068	234,816	185,093	187,755	44,404	3,507	17,397	107,949	10,392	225,132	39,609	271,935
General.....	220,797	2,820	2,850	3,395	4,512	333	2,040	6,334	1,540	30,782	7,477	650
Cash-grain.....	1,220,835	67,097	80,476	32,269	1,348	2	2	43,173	112,535	1,630	73,545	73,545
Crop-specialty.....	86,891	1,726	510	3,583	971	184	2,960	57	5,444	2,601	69	69
Fruit.....	60,972	2,587	918	12,006	203	1,062	295	203	3,313	3,313	28	28
Truck.....	5,997	243	243	243	243	243	243	47	47	1	1	1
Dairy.....	201,989	3,407	4,115	10,504	4,418	1,962	6,966	1,163	5,175	10,310	3,940	872
Animal-specialty.....	187,224	1,872	14,769	118,456	1,476	241	175	3,041				

[See Note,

ITEM AND TYPE OF FARM (See definitions in Introduction)		Garfield	Grant	Grays Harbor	Island	Jefferson	King	Kitsap	Kittitas	Klickitat	Lewis	Lincoln	Mason
FARMS, BY TYPE, 1930													
	<i>Number</i>	<i>Number</i>	<i>Number</i>	<i>Number</i>	<i>Number</i>	<i>Number</i>	<i>Number</i>	<i>Number</i>	<i>Number</i>	<i>Number</i>	<i>Number</i>	<i>Number</i>	<i>Number</i>
1	All types.....	385	787	1,161	877	272	4,856	1,567	888	1,074	3,380	1,497	462
2	General.....	12	43	198	102	44	255	138	170	92	410	91	74
3	Cash-grain.....	269	356	5	42	1			138	314	65	1,098	
4	Crop-specialty.....	1	30	14	10	3	48	3	145	52	35	7	
5	Fruit.....	13	80	37	96	1	334	81	25	120	54	20	10
6	Truck.....	3	8	10	3	2	359	18	3	19	12		
7	Dairy.....	10	30	314	162	70	1,072	195	203	108	870	78	86
8	Animal-specialty.....	7	8	26	13	14	23	4	35	76	60	20	10
9	Stock-ranch.....	24	85						42	40		35	
10	Poultry.....	1	15	143	310	53	1,195	607	15	15	619	18	62
11	Self-sufficing.....	11	9	106	34	34	238	107	14	56	249	47	63
12	Abnormal.....	6	63	234	73	37	781	291	48	142	770	30	110
13	Institution or country estate.....		1	1			8	2	1		3		1
14	Part-time.....	4	67	219	69	31	749	271	47	121	729	20	98
15	Boarding and lodging.....		3				4	4	1	1			1
16	Forest-product.....			9	4		10	14		19	25	5	8
17	Horse farm, feed lot, or livestock dealer.....	2	2	3		2	10	3		1	8	5	2
18	Unclassified.....	6	54	64	17	4	351	113	41	34	236	46	28
FARM LAND, BY TYPE													
	<i>Acres</i>	<i>Acres</i>	<i>Acres</i>	<i>Acres</i>	<i>Acres</i>	<i>Acres</i>	<i>Acres</i>	<i>Acres</i>	<i>Acres</i>	<i>Acres</i>	<i>Acres</i>	<i>Acres</i>	<i>Acres</i>
19	All land in farms, 1930:												
20	All types.....	567,086	784,407	89,473	48,877	28,048	137,813	38,367	359,003	651,395	237,429	1,356,448	38,562
21	General.....	3,465	22,878	19,380	6,997	3,855	7,939	3,991	34,819	26,040	35,883	42,843	7,018
22	Cash-grain.....	281,417	393,064	508	5,892				30,017	276,737	9,735	1,072,228	
23	Crop-specialty.....		6,079	835	1,264	192	1,756	176	33,060	11,361	3,840	3,810	
24	Fruit.....	2,870	12,315	494	2,451		5,207	2,491	2,793	10,663	2,898	4,791	854
25	Truck.....	1,508	932	172	129		6,278		258	122	207		
26	Dairy.....	821	15,828	39,062	12,842	10,471	70,118	8,301	35,603	24,607	92,995	45,239	11,850
27	Animal-specialty.....	3,558	6,311	6,323	3,408	2,445	1,365	2,903	9,739	61,451	9,075	13,166	1,985
28	Stock-ranch.....	52,079	209,836						202,219	208,194		129,155	
29	Poultry.....		2,165	4,469	11,982	2,286	17,022	12,524	700	1,622	31,024	1,780	4,777
30	Self-sufficing.....	1,794	1,617	5,180	1,145	2,364	4,808	2,433	770	4,833	11,680	8,866	3,097
31	Abnormal.....	1,466	13,804	9,370	2,219	2,267	15,146	5,588	2,832	17,403	29,151	8,879	5,962
32	Institution or country estate.....						1,104				208		
33	Part-time.....	1,466	13,727	8,499	1,970	1,748	13,015	4,651	2,832	13,479	24,433	3,410	4,531
34	Boarding and lodging.....		77			521	69				60		
35	Forest-product.....			736	249		624	811		3,084	3,582	2,049	1,431
36	Horse farm, feed lot, or livestock dealer.....			135			334	126			802	3,420	
37	Unclassified.....	8,108	18,678	3,674	553	2,166	8,174	2,312	5,520	7,155	10,091	25,683	3,003
38	Average acres per farm, 1930:												
39	All types.....	908	971	78	56	66	30	25	404	607	70	906	85
40	General.....	289	532	98	69	88	31	20	195	283	88	471	95
41	Cash-grain.....	941	1,104	102	140				218	881	150	978	
42	Crop-specialty.....		293	60	79	64	37	59	234	213	110	544	
43	Fruit.....	221	143	13	26		16	31	112	89	54	165	45
44	Truck.....	503	117	17	43		17	14	41	67	17		
45	Dairy.....	82	528	124	79	133	65	43	175	228	107	580	138
46	Animal-specialty.....	508	789	243	262	175	59	73	278	809	166	658	199
47	Stock-ranch.....	2,170	3,175						4,815	4,526		3,690	
48	Poultry.....		144	31	38	43	14	21	47	108	50	99	77
49	Self-sufficing.....	163	180	49	34	70	20	23	55	86	47	189	40
50	Abnormal.....	367	230	41	30	65	19	19	00	125	38	206	56
51	Crop land harvested, 1929:												
52	All types.....	89,932	143,058	16,991	13,189	4,180	35,402	7,739	61,814	93,705	59,372	418,572	5,830
53	General.....	394	1,842	3,730	2,192	771	1,810	989	13,043	4,328	10,387	4,800	1,074
54	Cash-grain.....	84,958	127,926	222	2,770				13,890	64,141	3,795	398,281	
55	Crop-specialty.....		1,412	322	427	39	676	53	15,779	2,310	1,479	475	
56	Fruit.....	484	3,109	159	606		2,347	452	621	2,427	805	623	156
57	Truck.....	10	315	1	5		4,169	142	40	379	116		
58	Dairy.....	294	818	8,244	3,207	1,974	17,779	1,992	8,122	4,670	23,875	4,053	2,028
59	Animal-specialty.....	672	840	1,167	193	172	270	50	3,043	7,802	2,500	1,480	433
60	Stock-ranch.....	2,307	5,425						5,648	4,633		4,062	
61	Poultry.....		142	1,011	3,243	416	3,608	2,525	210	215	8,399	242	568
62	Self-sufficing.....	87	18	696	161	270	838	400	115	666	1,899	499	413
63	Abnormal.....	28	340	1,029	326	244	2,569	924	484	1,443	4,522	767	638
64	Institution or country estate.....						402				104		
65	Part-time.....	28	328	977	315	211	2,083	876	434	1,214	3,910	367	501
66	Boarding and lodging.....		12			33	15				11		
67	Forest-product.....			30	11		36	36			279	90	137
68	Horse farm, feed lot, or livestock dealer.....			22			33	12			128	310	
69	Unclassified.....	747	1,054	453	36	274	1,346	212	800	682	1,586	3,290	320
70	Flowable pasture, 1929:												
71	All types.....	6,668	27,609	11,358	3,787	3,729	21,868	3,671	14,837	21,960	13,080	28,463	1,526
72	General.....	221	364	1,952	624	691	1,197	461	1,732	1,931	1,679	1,129	241
73	Cash-grain.....	1,967	8,395	508	508				3,031	4,364	1,241	16,930	
74	Crop-specialty.....		292	58	46	33	148		1,629	227	134		
75	Fruit.....	16	2,719	35	141		538	45	75	222	20	99	38
76	Truck.....	10	315	1	5		463	6	0	75	13		
77	Dairy.....	3	4,032	6,076	1,106	2,020	13,953	1,004	3,097	2,722	5,513	1,144	478
78	Animal-specialty.....	17	1,060	1,271	589	111	121	4	1,367	1,825	484	1,254	50
79	Stock-ranch.....	2,235	6,667						2,434	8,569		7,195	
80	Poultry.....		33	571	517	341	1,857	1,166	48	113	845	149	100
81	Self-sufficing.....		13	285	101	185	504	47	532	499	167	92	
82	Abnormal.....	5	2,858	809	51	236	1,664	537	177	1,309	1,707	180	278
83	Unclassified.....	2,004	886	300	24	112	1,416	191	1,191	71	946	216	249
84	Other pasture (excl. woodland), 1929:												
85	All types.....	161,887	378,542	12,659	3,787	2,967	15,538	2,593	182,518	337,010	27,388	431,950	4,265
86	General.....	1,439	16,019	2,626	326	110	630	295	6,704	12,004	3,385	19,776	472
87	Cash-grain.....	104,047	79,122	17	71				8,275	124,582	759	242,481	
88	Crop-specialty.....		3,928	171	42				7,396	3,017	292	3,278	
89	Fruit.....	2,304	4,699	47	52		47	4	1,720	1,542	846	1,946	22
90	Truck.....	1,430	345		7		150	20					
91	Dairy.....	480	8,116	5,323	1,685	763	10,191	648	10,536	6,755	10,075	30,393	784
92	Animal-specialty.....	1,155	2,062	2,078	234	257	245	206					

[See Note,

TERM AND TYPE OF FARM (See definitions in Introduction)		THE STATE	Adams	Asotin	Benton	Chelan	Clallam	Clark	Columbia
		Dollars	Dollars	Dollars	Dollars	Dollars	Dollars	Dollars	Dollars
1	Land and buildings:								
2	All types.....	778,662,602	22,982,466	7,693,664	10,545,870	36,115,713	6,360,435	27,318,861	17,948,154
3	General.....	52,668,561	160,424	363,467	1,172,000	477,650	784,640	3,483,860	591,005
4	Cash-grain.....	254,596,219	21,270,834	4,000,210	1,095,900	32,000	21,000	241,400	15,307,630
5	Crop-specialty.....	40,603,235	50,370	66,253	2,045,245	422,950	387,000	1,624,820	102,000
6	Fruit.....	134,273,664	-----	1,457,615	3,315,600	33,249,151	92,000	7,029,251	533,350
7	Truck.....	10,673,920	-----	47,200	267,900	22,400	-----	234,450	-----
8	Dairy.....	124,980,921	112,905	201,610	885,675	372,800	3,875,600	7,267,796	107,300
9	Animal-specialty.....	12,704,085	-----	79,622	219,960	76,100	91,800	333,460	160,600
10	Stock-ranch.....	14,797,940	948,405	848,718	348,615	81,400	-----	-----	648,657
11	Poultry.....	49,860,048	36,500	93,200	383,610	173,400	349,275	2,951,004	-----
12	Self-sufficing.....	13,554,239	51,505	60,230	49,430	190,430	148,850	811,550	85,822
13	Abnormal.....	41,352,115	34,245	340,224	390,025	748,232	383,200	2,334,795	104,850
14	Institution or country estate.....	2,052,050	-----	-----	-----	-----	-----	-----	-----
15	Part-time.....	34,379,024	34,245	299,655	385,725	505,000	284,600	2,096,445	104,860
16	Boarding and lodging.....	1,001,170	-----	-----	-----	107,600	23,900	-----	-----
17	Forest-product.....	2,582,176	-----	34,069	-----	45,732	74,700	153,550	-----
18	Horse farm, feed lot, or livestock dealer.....	1,387,695	-----	12,500	10,900	-----	-----	63,000	-----
19	Unclassified.....	23,602,675	311,278	129,315	304,510	269,200	227,510	1,106,475	256,940
20	Land and buildings, per farm:								
21	All types.....	10,911	28,098	12,369	6,322	16,283	8,725	7,799	32,908
22	General.....	8,759	5,958	6,034	5,429	7,693	7,693	7,057	10,369
23	Cash-grain.....	30,169	30,827	26,145	14,420	4,571	7,000	8,324	49,700
24	Crop-specialty.....	10,832	12,593	5,096	0,840	11,130	9,214	9,268	11,333
25	Fruit.....	13,611	-----	9,110	7,255	18,637	10,222	11,411	23,334
26	Truck.....	8,249	-----	6,743	4,321	3,733	-----	7,815	-----
27	Dairy.....	9,823	6,273	6,109	4,762	7,456	11,639	9,200	5,601
28	Animal-specialty.....	10,229	-----	8,847	9,968	6,918	7,650	10,421	22,943
29	Stock-ranch.....	21,603	59,275	23,576	19,368	10,280	-----	-----	32,433
30	Poultry.....	5,776	4,563	5,178	4,918	8,257	6,237	6,200	-----
31	Self-sufficing.....	3,733	5,723	2,868	2,247	3,734	3,450	4,249	2,801
32	Abnormal.....	4,234	1,631	4,222	2,813	5,712	3,767	4,439	3,034
33	Land and buildings, per acre:								
34	All types.....	57	23	28	33	226	110	140	53
35	General.....	55	17	54	96	32	83	124	40
36	Cash-grain.....	40	26	25	10	12	147	122	62
37	Crop-specialty.....	91	25	60	110	46	119	143	25
38	Fruit.....	362	-----	286	286	469	92	267	319
39	Truck.....	254	-----	178	212	60	-----	210	-----
40	Dairy.....	89	16	42	53	26	127	96	48
41	Animal-specialty.....	32	-----	29	13	19	51	92	35
42	Stock-ranch.....	7	6	9	3	4	-----	-----	13
43	Poultry.....	186	204	530	169	101	139	195	-----
44	Self-sufficing.....	63	23	59	272	39	57	130	35
45	Abnormal.....	90	19	71	91	66	83	155	72
46	Farm buildings (including dwellings):								
47	All types.....	165,289,226	2,940,363	1,386,529	2,713,135	7,440,947	1,622,845	7,679,252	1,624,180
48	General.....	14,310,910	33,799	100,830	340,335	137,375	207,895	962,335	133,950
49	Cash-grain.....	26,773,025	2,636,739	467,975	115,350	8,800	6,500	54,400	1,103,210
50	Crop-specialty.....	7,516,721	11,150	10,900	432,670	107,750	83,100	321,550	17,100
51	Fruit.....	28,817,363	-----	420,655	886,360	0,638,392	18,425	1,615,995	113,245
52	Truck.....	2,208,395	-----	14,687	108,530	5,050	-----	47,550	-----
53	Dairy.....	32,255,537	35,050	70,160	275,695	129,350	921,550	1,792,915	35,950
54	Animal-specialty.....	2,785,632	-----	23,092	56,450	17,850	20,950	83,330	44,800
55	Stock-ranch.....	1,860,509	91,500	62,985	47,400	11,150	-----	-----	83,775
56	Poultry.....	22,166,745	26,200	40,600	155,820	42,050	122,675	1,152,182	-----
57	Self-sufficing.....	4,691,026	24,600	30,200	22,700	58,680	59,000	263,390	30,860
58	Abnormal.....	15,401,750	15,975	114,295	161,800	115,150	769,875	767,650	-----
59	Institution or country estate.....	638,417	-----	-----	-----	-----	-----	-----	-----
60	Part-time.....	13,505,981	15,975	111,370	159,775	109,850	89,350	714,165	37,650
61	Boarding and lodging.....	383,200	-----	-----	-----	40,650	11,600	10,100	-----
62	Forest-product.....	582,020	-----	1,325	-----	8,300	14,200	34,610	-----
63	Horse farm, feed lot, or livestock dealer.....	287,138	-----	1,600	2,025	-----	-----	11,000	-----
64	Unclassified.....	6,541,047	65,950	31,190	103,975	65,800	67,000	315,730	23,650
65	Farmers' dwellings:								
66	All types.....	93,476,362	1,477,380	800,635	1,868,965	4,657,079	892,000	4,303,085	836,175
67	General.....	8,473,413	21,850	73,100	253,475	78,615	115,465	545,340	81,450
68	Cash-grain.....	13,066,504	1,316,525	193,745	68,850	6,450	5,000	25,890	541,775
69	Crop-specialty.....	4,375,675	6,025	14,850	295,295	65,075	49,000	168,775	12,150
70	Fruit.....	18,214,202	-----	275,405	637,020	4,365,944	11,700	1,011,865	44,500
71	Truck.....	1,392,409	-----	7,550	69,125	3,600	-----	31,932	-----
72	Dairy.....	16,749,216	19,800	41,650	186,570	67,700	465,125	910,058	21,775
73	Animal-specialty.....	1,471,115	-----	6,775	33,350	11,840	13,800	38,550	32,200
74	Stock-ranch.....	821,221	34,900	25,325	16,950	2,400	-----	-----	33,050
75	Poultry.....	11,894,743	14,200	25,450	00,600	27,475	67,950	665,610	-----
76	Self-sufficing.....	3,142,807	13,550	22,975	20,025	48,965	38,530	182,435	23,905
77	Abnormal.....	10,513,190	12,800	88,390	126,385	140,400	74,215	548,330	26,175
78	Institution or country estate.....	212,245	-----	-----	-----	-----	-----	-----	-----
79	Part-time.....	9,599,530	12,800	87,020	124,935	128,500	57,300	518,695	26,175
80	Boarding and lodging.....	220,050	-----	-----	-----	13,650	8,850	1,700	-----
81	Forest-product.....	321,405	-----	670	-----	4,250	-----	20,135	-----
82	Horse farm, feed lot, or livestock dealer.....	159,910	-----	700	1,450	-----	-----	7,800	-----
83	Unclassified.....	3,361,867	34,730	25,360	70,740	37,625	50,315	174,300	14,075
84	Implements and machinery:								
85	All types.....	50,511,863	2,199,257	612,260	958,792	2,634,447	341,541	1,486,956	961,808
86	General.....	3,239,027	10,605	80,310	32,865	32,865	42,855	197,147	30,440
87	Cash-grain.....	18,899,190	2,037,192	302,759	133,037	4,150	1,400	11,685	830,906
88	Crop-specialty.....	2,743,477	2,760	3,730	180,347	32,840	14,890	98,240	4,750
89	Fruit.....	8,732,899	-----	80,200	282,460	2,325,375	4,269	331,180	29,950
90	Truck.....	751,961	-----	1,605	20,215	1,300	-----	26,133	-----
91	Dairy.....	7,316,078	10,525	15,850	76,520	36,605	222,487	410,443	5,450
92	Animal-specialty.....	930,775	-----	8,111	16,785	7,270	6,290	20,025	9,950
93	Stock-ranch.....	796,773	50,600	48,578	25,650	1,150	-----	-----	26,820
94	Poultry.....	3,071,963	4,400	30,305	2,775	10,495	15,230	173,228	-----
95	Self-sufficing.....	586,083	3,885	5,602	-----	10,630	5,948	34,858	3,570
96	Abnormal.....	2,366,703	4,615	18,486	36,198	63,797	21,897	127,175	5,430
97	Unclassified.....	1,116,339	24,655	3,980	24,100	8,460	0,275	50,033	4,542

[See Note,

ITEM AND TYPE OF FARM (See definitions in Introduction)	Klickitat	Lewis	Lincoln	Mason	Okanogan	Pacific	Pend Oreille	Pierce
	Dollars	Dollars	Dollars	Dollars	Dollars	Dollars	Dollars	Dollars
Land and buildings:								
All types.....	12,657,138	21,655,209	37,014,414	3,182,220	17,723,488	4,032,285	2,954,840	32,990,454
General.....	820,140	3,089,900	664,047	557,800	1,325,679	309,300	884,235	1,078,410
Cash-grain.....	6,054,000	899,700	33,278,586		1,037,360		81,500	
Crop-specialty.....	396,750	400,740	119,000		806,189		424,550	498,400
Fruit.....	1,103,600	314,725		139,000	8,272,748	387,250		7,468,730
Truck.....	288,350	73,100			105,695	16,300		994,250
Dairy.....	997,615	7,459,376	733,530	879,060	1,717,724	1,759,440	368,850	6,919,520
Animal-specialty.....	999,687	670,170	226,300	90,250	1,212,116	149,775	235,825	168,500
Stock-ranch.....	1,153,675		944,181		1,405,891	249,000		
Poultry.....	54,800	3,757,233	100,660	415,100	93,633	407,250	53,000	6,554,200
Self-sufficing.....	197,900	875,990	130,990	318,805	375,488	143,000	151,730	1,336,900
Abnormal.....	421,046	3,005,410	118,480	471,550	837,280	417,200	651,500	4,626,973
Institution or country estate		318,980						347,025
Part-time.....	350,196	2,409,989	63,600	398,850	716,995	395,600	331,140	3,781,048
Boarding and lodging.....		23,350						251,700
Forest-product.....	64,850	189,000	10,380	72,700	85,910	21,600	320,360	109,700
Horse farm, feed lot, or livestock dealer		68,300	44,300		34,875			137,500
Unclassified.....	172,676	958,895	463,700	290,655	533,035	193,750	103,650	2,444,511
Land and buildings, per farm:								
All types.....	11,785	6,380	24,726	6,998	7,620	7,074	4,820	7,025
General.....	8,015	7,536	7,297	7,538	4,525	5,426	6,183	6,980
Cash-grain.....	10,250	13,842	30,364		7,800		10,188	
Crop-specialty.....	7,630	13,104	17,000		6,250		6,848	13,470
Fruit.....	9,196	5,828	8,483	7,316	13,430	9,681		8,766
Truck.....	15,176	6,092			7,040	4,075		10,145
Dairy.....	9,236	8,574	9,404	10,222	6,224	10,170	5,505	10,452
Animal-specialty.....	13,113	11,170	11,265	9,025	7,820	12,481	9,433	8,425
Stock-ranch.....	25,078		26,975		12,225	24,000		
Poultry.....	3,653	6,070	5,692	6,695	2,675	5,155	4,417	5,621
Self-sufficing.....	3,534	3,518	2,787	5,060	2,537	3,488	2,205	3,898
Abnormal.....	3,007	3,903	3,949	4,449	3,404	3,234	3,500	5,008
Land and buildings, per acre:								
All types.....	19	91	27	82	26	71	20	236
General.....	31	86	15	79	16	68	31	103
Cash-grain.....	22	92	31		15		41	
Crop-specialty.....	35	120	31		27		27	205
Fruit.....	103	109	51	163	214	296		737
Truck.....	227	353			61	286		541
Dairy.....	41	80	16	74	18	73	27	136
Animal-specialty.....	16	67	17	45	18	58	28	60
Stock-ranch.....	6		7		7	34		
Poultry.....	34	121	56	87	10	67	36	278
Self-sufficing.....	41	75	15	103	16	64	22	147
Abnormal.....	24	103	13	79	29	98	20	236
Farm buildings (including dwellings):								
All types.....	2,389,075	6,730,024	4,511,399	1,008,219	3,255,674	1,247,240	757,965	10,383,168
General.....	204,120	887,190	139,680	178,820	278,745	104,230	245,245	580,430
Cash-grain.....	914,110	100,215	3,791,170		167,335		17,600	
Crop-specialty.....	96,240	90,600	9,760		130,280		83,625	107,150
Fruit.....	250,740	109,325	52,000	47,400	1,414,240	80,400		2,009,780
Truck.....	47,750	21,800			11,515	6,830		157,910
Dairy.....	267,900	1,994,831	169,200	239,619	415,996	507,155	116,350	1,647,405
Animal-specialty.....	173,200	134,075	45,270	28,400	214,160	28,500	45,250	43,200
Stock-ranch.....	161,225		126,379		172,355	43,900		
Poultry.....	25,700	1,574,940	29,700	167,560	27,900	177,900	18,300	2,902,940
Self-sufficing.....	55,675	298,303	47,950	97,600	93,395	56,600	45,740	437,355
Abnormal.....	147,285	1,136,585	37,960	169,310	260,368	185,875	157,050	1,770,211
Institution or country estate		117,580						148,925
Part-time.....	127,035	954,855	23,550	152,800	232,098	176,825	108,950	1,600,441
Boarding and lodging.....		8,150						71,950
Forest-product.....	20,250	39,100	4,225	16,450	17,770	9,050	48,100	25,645
Horse farm, feed lot, or livestock dealer		16,900	10,175		10,500			20,250
Unclassified.....	35,130	292,160	62,350	79,510	69,385	55,850	28,805	723,785
Farmers' dwellings:								
All types.....	1,242,891	3,722,921	2,117,236	600,335	1,986,305	692,330	386,700	6,294,020
General.....	113,066	491,255	72,740	111,050	108,245	65,075	128,420	372,230
Cash-grain.....	443,040	105,100	1,748,520		80,000		8,850	
Crop-specialty.....	47,720	52,425			34,995		3,350	58,400
Fruit.....	156,205	61,850	29,800	29,000	911,985	34,300		1,396,385
Truck.....	31,160	13,050			8,200	3,250		102,430
Dairy.....	134,250	1,043,938	84,700	123,250	234,500	262,025	63,235	817,975
Animal-specialty.....	87,000	63,175	24,700	13,800	120,730	14,050	18,925	22,125
Stock-ranch.....	55,790		58,096		87,125	14,220		
Poultry.....	12,215	812,740	14,660	88,250	17,475	96,000	5,225	1,019,470
Self-sufficing.....	47,330	185,355	29,460	67,250	63,822	37,460	20,065	397,620
Abnormal.....	16,825	739,083	21,800	119,535	156,653	142,160	78,903	1,207,510
Institution or country estate		57,000						12,500
Part-time.....	85,325	638,583	14,525	108,635	139,623	137,650	68,400	1,122,255
Boarding and lodging.....		5,600						43,850
Forest-product.....	10,900	25,800	2,700	10,950	10,735	4,510	20,505	15,825
Horse farm, feed lot, or livestock dealer		9,100	4,575		4,300			13,100
Unclassified.....	18,700	152,950	27,350	48,150	46,570	33,800	18,745	389,875
Implements and machinery:								
All types.....	884,419	1,294,213	2,882,370	219,308	1,393,740	242,447	246,391	1,509,491
General.....	43,190	219,932	58,410	31,445	127,605	14,368	69,345	78,420
Cash-grain.....	505,114	58,905	2,629,825		138,077		2,975	
Crop-specialty.....	21,755	20,036	6,250		47,980		38,980	13,300
Fruit.....	65,807	13,430	15,800	5,575	598,735	29,875		261,813
Truck.....	15,891	6,310			7,325	1,010		67,574
Dairy.....	56,334	440,113	49,910	75,346	160,182	110,020	34,399	383,307
Animal-specialty.....	60,685	42,485	13,640	11,650	117,920	10,000	10,855	10,100
Stock-ranch.....	67,000		45,280		82,952	8,035		
Poultry.....	4,100	246,010	5,860	37,635	10,695	27,010	5,220	341,426
Self-sufficing.....	12,430	30,565	9,635	12,995	30,858	9,185	10,260	34,503
Abnormal.....	28,345	108,471	13,125	37,471	66,927	29,434	62,817	215,101
Unclassified.....	3,768	48,380	34,735	7,191	36,484	2,310	5,510	103,578

AGRICULTURE—WASHINGTON

PROPERTY, 1930, BY TYPE OF FARM—Continued

bottom of p. 8]

San Juan	Skagit	Skamania	Snohomish	Spokane	Stevens	Thurston	Wahkla-kum	Walla Walla	Whatcom	Whitman	Yakima	
<i>Dollars</i> 3,471,375 1,053,425 68,500 43,300 100,600 254,000 746,400 165,000 190,600 206,800 150,080 263,200	<i>Dollars</i> 24,964,199 2,405,146 2,693,685 1,657,360 501,000 114,000 12,213,258 91,200 2,082,375 429,855 1,806,460	<i>Dollars</i> 1,868,138 278,300 50,050 701,860 49,235 201,700 40,000 49,235 162,800 228,800	<i>Dollars</i> 31,735,500 2,289,070 418,810 612,060 1,323,000 566,213 14,603,838 158,250 5,762,073 1,235,500 1,023,095 4,047,661 323,750 3,445,361 113,700 138,450 26,400 719,025	<i>Dollars</i> 45,500,787 4,418,968 21,062,878 3,879,987 2,211,575 848,150 4,969,565 594,600 327,120 1,573,650 1,023,095 2,936,405 410,145 2,184,675 186,775 89,900 1,654,704	<i>Dollars</i> 15,388,540 3,952,960 1,615,200 1,092,265 696,000 36,950 3,630,245 1,483,165 69,000 227,400 773,370 1,264,860 826,360 12,900 402,550 23,050 747,135	<i>Dollars</i> 12,488,669 1,638,040 211,950 1,369,550 1,175,829 55,200 3,080,870 280,800 130,000 1,445,725 482,000 2,081,775 1,810,075 100,700 121,400 43,000 921,330	<i>Dollars</i> 3,258,545 163,100 32,078,904 1,791,675 1,516,984 1,375,668 1,740,445 261,100 527,380 75,100 92,150 278,050 258,850 19,200 43,000 56,150	<i>Dollars</i> 43,283,948 1,418,671 277,375 820,775 581,900 186,300 733,380 269,155 225,700 244,784 840,845 244,300 590,545 2,392,100 24,000 81,200 27,600 880,840	<i>Dollars</i> 29,337,182 2,105,952 277,375 820,775 460,050 145,700 733,380 760,180 1,017,820 7,366,630 244,784 2,624,800 322,596 24,000 81,200 218,580 741,945	<i>Dollars</i> 80,822,716 1,261,965 73,606,685 1,265,165 460,050 145,700 733,380 760,180 1,017,820 138,150 160,500 541,176 322,596 25,000 25,000 218,580 741,945	<i>Dollars</i> 80,355,058 4,363,509 3,147,349 16,517,181 44,778,623 1,096,737 3,981,480 1,453,555 1,379,385 626,350 212,830 1,623,273 1,307,223 65,000 25,000 226,050 1,223,834	1 2 3 4 5 6 7 8 9 10 11 12 13 14 15 16 17 18 19 20 21 22 23 24 25 26 27 28 29 30 31 32 33 34 35 36 37 38 39 40 41 42 43 44 45 46 47 48 49 50 51 52 53 54 55 56 57 58 59 60 61 62 63 64 65 66 67 68 69 70 71 72 73 74 75 76 77 78 79 80 81 82 83 84 85 86 87 88 89 90 91

COUNTY TABLE III.—VALUE OF FARM PRODUCTS SOLD, TRADED, OR USED BY

[Due to crop failure, new operations, etc., the farms reporting specific items will not always agree with those

CLASS OF PRODUCT AND TYPE OF FARM (See definitions in Introduction)	THE STATE		ADAMS		ASOTIN		BENTON		CHELAN	
	Farms reporting	Value	Farms reporting	Value	Farms reporting	Value	Farms reporting	Value	Farms reporting	Value
	Number	Dollars	Number	Dollars	Number	Dollars	Number	Dollars	Number	Dollars
All products (sold, traded, or used by operator's family):										
All types.....	67,225	197,744,572	787	5,214,229	594	1,800,378	1,378	4,341,304	2,176	13,883,527
General.....	7,121	11,098,435	19	25,844	61	71,639	216	400,785	72	90,404
Cash-grain.....	8,439	48,549,269	690	4,710,207	153	878,510	76	318,661	7	8,830
Crop-specialty.....	3,749	13,070,660	4	11,698	13	10,583	299	882,913	38	60,596
Fruit.....	9,805	46,298,714	160	376,301	457	376,301	457	1,573,972	1,784	13,331,170
Truck.....	1,294	4,170,953	7	9,931	7	9,931	62	82,118	6	4,642
Dairy.....	12,723	31,720,392	18	38,112	33	81,822	186	355,955	50	161,000
Animal-specialty.....	1,242	3,438,506	9	26,041	22	242,251	22	86,549	11	26,202
Stock-ranch.....	685	6,775,516	16	395,476	36	31,728	18	350,869	5	61,869
Poultry.....	8,633	23,852,336	8	8,081	18	6,387	22	175,238	21	51,514
Self-sufficing.....	3,631	1,265,160	9	3,353	21	65,383	142	9,447	51	20,827
Abnormal.....	9,843	6,914,632	23	14,558	83	65,383	142	127,797	131	70,473
Crops (incl. plants, flowers, etc.), sold or traded:										
All types.....	48,515	109,989,231	716	4,367,343	517	1,167,417	1,421	2,847,148	2,046	13,073,306
General.....	5,805	3,574,630	15	6,069	54	84,488	206	151,221	59	25,095
Cash-grain.....	8,331	41,880,444	681	4,345,433	151	698,301	73	285,878	6	4,872
Crop-specialty.....	3,747	11,503,589	4	9,105	13	7,902	299	788,521	38	47,332
Fruit.....	9,773	43,347,409	100	326,146	457	326,146	451	1,429,817	1,789	12,939,828
Truck.....	1,290	3,838,541	7	8,756	7	8,756	62	65,842	6	3,892
Dairy.....	7,240	2,545,372	4	610	23	4,990	130	81,849	25	6,952
Animal-specialty.....	716	401,037	7	5,030	15	65,386	2	2,900	1	630
Stock-ranch.....	216	341,597	7	150	15	4,584	58	30,890	12	11,131
Poultry.....	4,560	1,194,040	2	856	14	1,119	28	2,833	28	2,833
Self-sufficing.....	1,718	130,507	3	930	62	14,357	115	31,587	100	20,222
Abnormal.....	5,110	1,122,065	8	4,875	25	28,482	47	61,873	22	2,231
Livestock, sold or traded:										
All types.....	34,824	18,280,849	473	400,418	301	293,343	777	583,181	268	166,324
General.....	5,368	1,822,240	16	5,283	37	10,007	168	103,584	50	16,192
Cash-grain.....	5,500	2,465,010	400	86,314	119	90,427	35	13,753	2	1,060
Crop-specialty.....	1,655	503,988	3	247	4	550	117	26,559	6	1,075
Fruit.....	1,967	467,572	42	5,733	142	21,629	118	67,165	118	67,165
Truck.....	208	33,876	1	120	22	2,089	2	200	2	200
Dairy.....	10,388	3,297,549	12	4,809	23	8,095	150	40,893	29	12,502
Animal-specialty.....	1,223	2,081,420	9	19,648	22	19,648	22	41,818	11	19,332
Stock-ranch.....	684	4,959,332	16	297,801	29	128,571	18	268,071	5	44,937
Poultry.....	3,617	633,020	3	192	8	960	42	6,750	4	363
Self-sufficing.....	1,077	98,548	6	425	4	150	5	162	13	1,217
Abnormal.....	3,097	1,897,032	8	4,875	25	28,482	47	61,873	22	2,231
Livestock products, sold or traded:										
All types.....	50,529	54,038,849	595	223,550	426	211,445	1,058	682,222	797	327,082
General.....	6,584	3,534,609	19	7,821	51	11,056	204	102,227	63	22,826
Cash-grain.....	6,582	1,966,106	509	36,332	127	54,183	40	6,553	6	2,578
Crop-specialty.....	2,163	968,901	3	805	6	421	163	68,078	20	4,953
Fruit.....	4,169	1,122,605	102	14,864	227	14,864	227	64,803	533	105,532
Truck.....	335	98,325	3	293	33	7,476	33	7,476	33	7,476
Dairy.....	12,723	22,692,828	18	28,173	33	61,038	186	105,466	50	128,433
Animal-specialty.....	1,014	557,854	6	1,653	18	13,029	18	13,029	9	3,021
Stock-ranch.....	538	1,312,300	14	38,658	25	38,629	16	80,048	4	15,737
Poultry.....	8,632	20,145,911	8	7,055	18	22,532	78	125,048	21	35,183
Self-sufficing.....	2,111	215,040	8	749	11	670	15	1,097	34	3,104
Abnormal.....	5,708	1,453,264	16	4,007	44	5,507	78	19,897	57	6,725
Forest products sold:										
All types.....	5,918	1,580,719	11	1,079	53	10,464	1	27	89	34,650
General.....	1,415	321,871	11	1,079	11	1,079	1	27	20	4,952
Cash-grain.....	304	43,808	20	1,326	20	1,326	1	90	1	90
Crop-specialty.....	176	27,453	1	470	1	470	1	470	10	4,734
Fruit.....	229	33,985	1	27	1	27	1	27	30	7,501
Truck.....	24	2,429	2	38	2	38	2	38	7	1,394
Dairy.....	1,457	215,072	2	242	2	242	2	242	2	242
Animal-specialty.....	168	13,865	8	395	8	395	8	395	1	160
Stock-ranch.....	64	70,205	4	44	4	44	4	44	6	275
Poultry.....	509	23,628	5	6,270	5	6,270	5	6,270	14	15,574
Self-sufficing.....	343	893,077	5	6,270	5	6,270	5	6,270	14	15,574
Abnormal.....	1,227	893,077	5	6,270	5	6,270	5	6,270	14	15,574
Farm products used by operator's family:										
All types.....	62,437	18,875,131	735	222,920	562	117,807	1,338	228,726	1,667	282,125
General.....	7,063	1,845,079	10	6,871	61	13,210	216	43,753	72	20,439
Cash-grain.....	7,754	2,193,901	643	197,628	144	34,273	62	12,477	7	1,230
Crop-specialty.....	3,144	600,729	4	1,451	11	1,780	230	30,755	36	8,602
Fruit.....	8,030	1,337,143	154	29,562	360	29,562	360	58,196	1,300	211,144
Truck.....	1,127	197,782	6	762	6	762	49	6,711	6	580
Dairy.....	12,587	2,999,871	18	4,520	33	7,661	184	31,747	50	11,719
Animal-specialty.....	1,176	283,463	12	3,977	8	2,303	20	4,178	8	2,150
Stock-ranch.....	580	147,823	12	3,977	32	9,270	5	850	2	665
Poultry.....	3,443	1,808,500	8	1,608	18	3,652	75	12,550	21	4,677
Self-sufficing.....	3,631	810,336	9	2,179	21	4,667	22	4,069	51	18,398
Abnormal.....	8,953	1,637,944	22	4,686	74	10,767	115	14,440	104	17,721
RECEIPTS FROM BOARDERS, LODGERS, ETC.										
All types.....	1,902	537,450	6	1,200	27	5,020	26	4,925	53	22,509
General.....	343	64,487	6	1,000	4	1,900	8	2,173	12	1,326
Cash-grain.....	211	33,323	5	1,000	4	1,900	4	675	1	500
Crop-specialty.....	52	10,272	6	545	2	190	2	190	28	6,230
Fruit.....	183	30,058	6	545	6	545	5	742	28	6,230
Truck.....	15	3,697	2	188	2	188	2	188	1	240
Dairy.....	385	85,264	3	552	3	552	1	72	1	240
Animal-specialty.....	39	10,144	1	30	1	30	1	30	1	30
Stock-ranch.....	12	1,981	1	200	1	200	1	375	2	147
Poultry.....	202	48,540	1	200	1	200	1	375	2	147
Self-sufficing.....	92	15,937	1	200	1	200	1	375	2	147
Abnormal.....	368	227,747	4	805	4	805	3	510	9	15,060

OPERATOR'S FAMILY; AND RECEIPTS FROM BOARDERS, ETC.; 1929, BY TYPE OF FARM

reporting "All products," as the latter represent the total number of farms of each type in the county; also see NOTE, bottom of p. 8]

CLALLAM		CLARK		COLUMBIA		COWLITZ		DOUGLAS		FERRY		FRANKLIN		GARFIELD	
Farms reporting	Value	Farms reporting	Value	Farms reporting	Value	Farms reporting	Value	Farms reporting	Value	Farms reporting	Value	Farms reporting	Value	Farms reporting	Value
Number	Dollars	Number	Dollars	Number	Dollars	Number	Dollars	Number	Dollars	Number	Dollars	Number	Dollars	Number	Dollars
707	1,554,062	3,312	5,928,180	512	3,180,688	1,054	1,671,152	1,147	5,385,048	541	650,286	321	2,244,449	387	2,918,553
102	142,909	455	649,533	57	86,537	164	151,070	66	90,530	126	153,295	27	61,729	12	13,196
3	1,555	29	23,446	308	2,594,378	23	53,405	487	1,500,739	18	14,380	167	1,437,663	209	2,465,931
42	54,607	164	274,075	9	10,293	61	80,020	14	20,266	43	30,228	10	42,458	13	73,508
9	13,215	616	1,520,933	25	267,672	7	4,554	435	3,568,180	7	12,593	14	42,464	3	5,913
353	1,089,119	790	1,671,161	18	24,845	290	755,883	31	51,040	62	64,755	19	78,490	10	17,708
12	28,772	32	54,460	7	43,851	21	26,650	20	43,408	70	122,135	23	450,861	7	29,391
56	129,348	476	1,167,504	20	154,373	4	7,431	13	37,937	13	120,335	23	450,861	24	161,722
43	17,337	191	61,017	30	11,673	121	38,031	11	3,918	64	27,021	11	3,291	11	3,291
107	82,190	529	401,160	38	16,768	222	114,296	44	28,293	86	50,093	21	9,783	8	147,894
988	153,543	2,589	2,054,222	459	2,587,635	692	223,528	1,052	4,827,789	275	81,681	264	1,561,763	342	2,187,925
79	26,393	415	203,755	48	31,224	118	31,146	47	17,015	86	25,703	23	32,153	10	3,137
3	1,120	29	17,635	306	2,279,826	23	42,610	476	1,261,855	18	10,852	149	1,333,055	295	2,065,216
42	37,456	164	204,400	9	5,819	61	61,091	14	15,042	43	18,302	16	33,203	13	67,494
9	10,147	615	1,183,020	25	242,895	6	3,734	435	3,405,698	15	11,028	14	39,021	2	5,402
102	58,105	519	153,220	9	1,021	176	45,509	15	4,757	28	5,650	10	9,017	4	9,027
10	2,741	23	10,123	5	7,591	15	1,668	9	5,625	20	7,440	5	8,980	7	33,272
22	7,322	328	109,931	13	12,940	103	30,094	8	9,624	3	221	4	6,690	5	8,980
23	1,807	117	8,844	16	1,329	58	3,034	6	668	29	1,914	3	3,382	3	116
48	8,272	349	62,363	28	3,090	122	14,732	30	13,121	34	10,378	14	3,382	2	3,376
404	159,983	1,507	570,451	356	275,498	487	146,083	403	157,001	339	235,455	188	389,775	315	502,316
60	18,363	306	71,392	45	14,905	95	18,142	58	27,090	109	36,490	23	9,214	10	1,507
13	2,782	54	10,704	1	215	6	1,270	5	1,293	14	2,505	9	1,650	8	1,035
3	510	188	97,456	13	10,779	19	1,536	32	5,165	15	8,207	18	8,359	9	2,005
249	112,718	572	165,249	15	3,061	192	74,130	24	8,207	50	17,280	18	3,718	7	16,382
11	14,127	31	27,845	7	34,003	21	14,307	20	26,043	70	80,633	22	321,637	24	111,583
23	4,396	169	28,002	17	1,387	57	12,471	6	048	6	1,778	4	242	34	242
12	984	39	1,877	10	169,499	62	15,943	9	7,585	34	7,595	7	488	7	140,581
27	6,113	144	169,499	10	169,499	62	15,943	9	7,585	34	7,595	7	488	7	140,581
602	1,010,803	2,580	2,567,050	415	163,837	871	1,027,754	680	218,280	370	168,168	215	221,672	325	92,252
95	55,903	429	242,417	54	22,268	141	57,281	62	28,788	113	47,265	26	13,545	11	3,717
1	15	14	2,424	249	97,157	9	5,342	381	93,337	5	669	105	22,002	201	62,429
21	7,042	83	34,126	9	733	41	12,964	9	1,392	18	2,987	10	3,890	7	720
2	1,013	343	139,854	15	7,608	9	5,342	08	19,033	3	205	3	185	40	41
333	820,068	700	1,155,068	18	16,437	200	556,518	31	33,206	62	55,003	13	4,760	42	42
10	4,252	26	9,605	6	480	13	5,423	18	8,310	53	18,331	19	55,269	10	11,742
56	101,593	476	930,391	19	42,317	3	681	11	3,669	24	21,453	23	110,447	5	2,048
25	2,518	101	9,976	21	1,815	83	7,002	10	24,080	13	12,920	7	523	46	46
59	17,794	263	42,183	24	5,322	140	25,784	8	634	41	4,322	10	1,701	5	2,093
130	58,083	314	86,817	67	8,149	146	33,521	10	974	82	32,352	2	200	13	3,898
34	13,984	87	17,739	14	1,301	46	6,891	1	5	31	10,615	1	100	1	300
3	276	12	1,758	35	4,850	1	135	3	501	1	80	1	100	10	3,091
2	84	30	6,336	2	121	5	1,270	2	103	2	192	1	100	52	52
38	7,974	107	12,501	2	60	37	7,739	3	310	5	780	1	100	53	53
2	610	2	60	5	447	3	147	6	3,390	6	1,562	1	100	54	54
7	2,297	19	2,040	5	422	15	2,195	7	680	7	680	2	505	55	55
7	536	7	299	1	528	11	521	1	50	25	15,153	2	505	56	56
37	32,313	48	45,974	1	528	28	14,023	1	50	25	15,153	2	505	57	57
675	171,830	3,131	649,620	497	145,689	1,032	240,286	655	188,022	515	112,700	275	71,039	370	132,165
102	28,266	463	114,180	56	10,839	163	37,010	66	19,123	126	39,322	26	9,817	12	4,475
3	420	21	2,975	303	94,919	12	4,048	434	103,941	10	2,426	139	37,685	288	106,005
34	6,451	130	23,078	9	2,405	20	4,048	12	2,431	41	6,242	14	3,655	64	64
6	1,461	541	94,261	24	6,175	60	13,169	310	47,174	11	1,970	11	1,970	13	4,250
326	90,104	790	184,514	18	4,061	285	71,992	7	1,300	62	16,033	32	7,865	8	510
9	2,033	30	6,823	7	1,777	21	5,105	31	5,470	68	14,163	19	5,761	9	2,374
56	13,735	476	99,540	18	0,054	149	38,988	10	2,830	26	7,280	18	3,087	6	1,975
43	11,402	191	40,021	30	7,220	121	24,810	12	2,681	12	3,135	18	3,087	22	7,896
96	17,698	477	81,147	32	6,219	216	43,214	11	2,626	94	18,287	21	4,209	11	2,410
33	12,958	87	16,948	17	2,022	43	7,470	43	6,424	13	2,069	12	3,377	20	2,539
6	1,685	25	3,788	4	489	9	1,609	5	590	6	889	8	852	13	1,408
1	270	3	405	2	567	2	279	23	3,177	1	60	1	1,695	2	480
2	440	12	1,860	4	490	4	490	6	1,297	3	510	1	30	2	225
11	2,106	22	4,291	1	380	12	1,727	1	30	3	510	1	30	2	370
3	600	10	849	7	1,290	7	1,290	3	965	4	670	1	600	1	50
2	400	2	22	5	554	5	225	3	230	4	670	1	600	1	50
8	7,467	12	5,715	1	32	4	1,850	3	230	4	670	1	600	1	50

COUNTY TABLE III.—VALUE OF FARM PRODUCTS SOLD, TRADED, OR USED BY OPERATOR'S

[See note, p. 326, beginning

CLASS OF PRODUCT AND TYPE OF FARM (See definitions in Introduction)	GRANT		GRAYS HARBOR		ISLAND		JEFFERSON		KING	
	Farms reporting	Value	Farms reporting	Value	Farms reporting	Value	Farms reporting	Value	Farms reporting	Value
	Number	Dollars	Number	Dollars	Number	Dollars	Number	Dollars	Number	Dollars
All products (sold, traded, or used by operator's family):										
1 All types.....	733	3,063,664	1,087	1,982,097	860	1,789,875	288	541,080	4,305	10,913,968
2 General.....	43	68,601	198	235,673	102	100,612	44	66,855	255	309,431
3 Cash-grain.....	360	1,225,629	5	10,711	42	130,799				
4 Crop-specialty.....	30	85,131	14	23,060	16	20,978	3	3,551	48	68,565
5 Fruit.....	38	1,019,545	37	40,035	96	102,792			384	576,093
6 Truck.....	8	10,337	10	15,811	3	5,010			369	1,471,499
7 Dairy.....	30	62,523	314	933,463	162	290,252	79	247,213	1,072	3,977,801
8 Animal-specialty.....	3	22,348	26	77,446	13	17,396	14	28,976	23	55,401
9 Stock-ranch.....	85	506,648								
10 Poultry.....	15	24,965	143	347,407	319	1,012,236	53	145,285	1,195	3,850,456
11 Self-sufficing.....	0	2,677	103	54,677	34	10,444	34	16,431	238	91,368
12 Abnormal.....	03	24,700	234	122,024	73	33,356	41	32,739	781	514,366
Crops (incl. plants, flowers, etc.), sold or traded:										
13 All types.....	589	2,130,412	682	202,336	547	351,129	184	38,351	2,558	2,415,770
14 General.....	35	19,016	157	47,982	88	51,503	33	12,777	190	85,816
15 Cash-grain.....	339	1,007,791	5	6,986	42	97,089				
16 Crop-specialty.....	30	72,471	14	19,689	16	15,016	3	2,227	48	50,581
17 Fruit.....	35	984,546	37	28,606	90	80,320			331	500,191
18 Truck.....	8	8,345	10	14,016	3	3,855			359	1,404,331
19 Dairy.....	6	4,840	101	44,605	82	27,963	47	7,307	553	177,410
20 Animal-specialty.....	9	2,247	14	7,580	4	1,616	11	939	12	1,739
21 Stock-ranch.....	21	10,507								
22 Poultry.....	0	2,975	69	13,288	166	65,152	25	3,395	552	100,797
23 Self-sufficing.....	3	191	45	4,017	17	1,263	20	881	127	10,039
24 Abnormal.....	24	6,393	120	15,457	33	6,457	25	10,855	377	69,325
Livestock, sold or traded:										
25 All types.....	400	477,599	644	209,644	475	114,380	158	58,061	1,723	532,970
26 General.....	34	15,128	144	45,889	78	19,698	33	10,816	139	41,976
27 Cash-grain.....	203	63,464	1	200	25	7,717				
28 Crop-specialty.....	14	3,200	4	1,115	5	1,502	2	360	4	600
29 Fruit.....	17	0,457	10	4,615	21	1,283			42	4,369
30 Truck.....	2	104	1	20	1	60			17	2,611
31 Dairy.....	28	6,697	254	97,366	125	32,001	50	21,658	857	268,693
32 Animal-specialty.....	8	11,974	25	36,610	9	7,548	11	13,865	23	36,572
33 Stock-ranch.....	04	361,795								
34 Poultry.....	6	704	71	14,542	173	42,184	26	5,266	340	57,373
35 Self-sufficing.....	4	141	47	3,315	10	540	15	1,158	65	5,507
36 Abnormal.....	20	4,926	87	10,622	28	1,847	21	4,938	236	117,130
Livestock products, sold or traded:										
37 All types.....	493	298,117	923	1,183,865	744	1,161,717	241	368,519	3,319	7,103,503
38 General.....	40	22,300	191	112,735	101	65,232	40	26,013	213	114,230
39 Cash-grain.....	264	77,849	3	1,605	36	24,215				
40 Crop-specialty.....	15	3,886	4	1,043	6	3,100	2	364	12	3,882
41 Fruit.....	35	8,635	20	2,731	30	8,203			122	30,692
42 Truck.....	4	493	1	520	1	520			43	22,337
43 Dairy.....	30	43,649	314	729,931	162	198,362	79	192,800	1,072	3,209,875
44 Animal-specialty.....	6	4,097	24	21,276	12	6,013	12	9,347	16	12,007
45 Stock-ranch.....	53	109,338								
46 Poultry.....	15	18,878	143	277,509	319	843,431	53	120,775	1,194	3,458,679
47 Self-sufficing.....	8	565	74	9,504	22	1,985	26	2,443	140	15,416
48 Abnormal.....	33	6,337	149	27,306	49	10,050	20	4,777	507	175,865
Forest products sold:										
49 All types.....	1	160	194	32,364	61	11,273	65	8,663	285	50,029
50 General.....			58	11,109	10	1,361	22	3,055	36	8,427
51 Cash-grain.....					2	115				
52 Crop-specialty.....			0	108	2	30	1	50	6	700
53 Fruit.....			2	342	6	291			12	841
54 Truck.....									2	254
55 Dairy.....			44	4,068	13	1,978	11	1,845	105	17,119
56 Animal-specialty.....			10	3,285			4	875	4	181
57 Stock-ranch.....										
58 Poultry.....			13	630	20	2,683	8	1,008	45	5,625
59 Self-sufficing.....			14	1,112	1	14	9	660	21	1,927
60 Abnormal.....	1	160	47	10,810	8	4,801	10	1,170	51	14,865
Farm products used by operator's family:										
61 All types.....	603	149,378	1,058	333,888	844	151,376	265	79,436	3,923	816,687
62 General.....	43	12,327	191	68,458	102	22,423	44	14,194	246	58,983
63 Cash-grain.....	309	76,525	4	1,940	41	7,663				
64 Crop-specialty.....	23	5,595	12	2,015	13	1,324	2	550	31	4,640
65 Fruit.....	70	16,907	33	7,801	92	12,195			253	40,000
66 Truck.....	7	1,395	10	1,550	2	575			273	41,366
67 Dairy.....	30	7,337	308	106,533	162	20,948	79	23,603	1,025	244,704
68 Animal-specialty.....	7	2,030	25	8,695	12	1,619	13	3,950	21	4,852
69 Stock-ranch.....	52	15,918								
70 Poultry.....	14	2,408	142	41,438	316	58,786	53	14,851	1,102	224,982
71 Self-sufficing.....	9	2,080	106	36,720	34	6,042	34	11,289	233	60,479
72 Abnormal.....	0	6,884	227	58,720	70	10,201	40	10,999	729	136,681
RECEIPTS FROM BOARDERS, LODGERS, ETC.										
73 All types.....	22	6,427	41	7,992	21	3,722	32	29,494	92	28,276
74 General.....	3	310	9	850	3	271	7	3,308	9	2,155
75 Cash-grain.....	4	300								
76 Crop-specialty.....										
77 Fruit.....	3	1,400	2	210	1	540	1	300	1	300
78 Truck.....									3	160
79 Dairy.....	3	190	15	3,619	4	475	5	5,385	28	800
80 Animal-specialty.....					1	10	3	2,550	1	180
81 Stock-ranch.....	3	775								
82 Poultry.....	1	300	2	808	11	2,328	3	540	17	4,906
83 Self-sufficing.....	6		6	805			1	450	11	2,299
84 Abnormal.....	5	3,092	7	1,605	1	100	12	16,961	20	3,368

AGRICULTURE—WASHINGTON

FAMILY; AND RECEIPTS FROM BOARDERS, ETC.; 1929, BY TYPE OF FARM—Continued

of this table]

KITSAP		KITKITAS		KLICKITAT		LEWIS		LINCOLN		MASON		OKANOGAN		PACIFIC		
Farms reporting	Value	Farms reporting	Value	Farms reporting	Value	Farms reporting	Value	Farms reporting	Value	Farms reporting	Value	Farms reporting	Value	Farms reporting	Value	
Number	Dollars	Number	Dollars	Number	Dollars	Number	Dollars	Number	Dollars	Number	Dollars	Number	Dollars	Number	Dollars	
1,444	2,308,298	847	3,989,865	1,040	2,785,102	3,144	5,069,121	1,451	6,439,525	424	654,378	2,164	5,713,799	549	890,160	
138	134,426	179	603,700	92	121,384	410	645,434	91	127,811	74	87,433	293	363,646	57	50,911	
3	3,478	138	408,977	314	1,157,230	65	125,101	1,098	5,599,176	133	267,244	129	156,514	40	63,463	
81	127,437	145	1,126,067	52	57,613	35	104,672	7	18,161	19	18,109	610	3,127,917	4	5,885	
18	31,001	25	240,284	120	266,959	54	81,509	29	74,001	86	212,651	15	30,593	4	401,085	
193	344,618	3	4,987	19	82,461	12	19,572	78	194,760	10	20,971	270	553,845	12	27,756	
4	5,226	35	159,115	76	201,381	60	167,308	20	45,115	62	203,553	115	539,773	10	43,039	
607	1,483,536	42	823,881	46	489,112	619	1,731,426	35	284,197	18	34,162	35	51,065	79	214,331	
107	36,890	15	45,097	15	23,271	249	88,841	47	10,207	63	27,293	148	41,302	41	15,264	
201	139,088	48	23,870	142	73,618	770	457,880	30	45,985	110	84,368	249	196,875	133	67,826	
794	224,736	688	2,002,400	794	1,861,332	1,855	728,911	1,294	4,981,113	256	51,269	1,474	3,448,196	326	198,310	
108	27,160	162	304,347	72	29,329	330	158,740	68	39,084	58	15,011	183	77,749	44	10,106	
3	2,085	138	340,587	307	871,657	65	85,374	1,091	4,818,240	126	174,071	126	174,071	14	15	
81	107,828	145	350,944	52	41,509	35	89,130	7	13,862	129	115,791	129	115,791	40	80,900	
18	27,603	3	227,795	110	234,899	55	61,110	29	60,826	19	13,177	609	2,931,814	4	4,484	
105	12,570	130	3,831	19	78,346	12	17,078	35	20,300	46	4,905	15	25,201	4	10,752	
3	350	20	68,255	69	24,731	538	159,214	12	6,114	5	840	118	40,378	99	1,407	
263	35,521	21	67,156	40	39,390	43	23,566	11	15,170	27	10,202	68	34,055	3	2,140	
51	3,241	8	4,214	8	2,362	325	88,239	7	4,202	40	9,409	12	4,503	53	7,321	
92	8,378	4	305	26	1,681	116	8,041	21	1,638	37	3,876	40	4,172	22	1,530	
655	93,128	652	894,975	597	787,569	1,885	580,635	984	588,645	239	92,823	1,139	999,734	800	132,553	
90	15,400	157	98,192	75	30,008	334	100,041	80	22,443	58	14,380	242	82,770	38	7,340	
8	1,540	95	33,829	229	149,404	31	8,771	735	250,647	42	11,168	82	32,538	2	263	
1	150	99	57,328	14	2,814	12	2,891	4	2,160	2	140	42	41,331	3	222	
145	25,068	1	50	3	512	2	205	11	3,730	7	150	150	7	970	30	31
4	2,004	183	66,600	97	33,913	714	209,078	68	23,116	71	28,760	233	101,636	126	61,409	
270	39,749	35	100,600	70	165,201	59	82,711	20	24,630	10	12,420	155	258,259	12	11,666	
34	1,921	41	631,855	41	300,780	333	57,507	28	230,816	113	307,575	113	307,575	10	35,509	
103	6,387	8	3,293	0	580	92	6,387	9	3,004	34	7,704	15	2,290	43	11,219	
1,232	1,666,197	734	791,072	679	411,349	2,700	2,926,462	1,186	474,655	323	362,268	1,416	785,912	451	567,700	
129	50,504	169	152,416	85	33,185	399	251,304	83	35,521	66	27,001	268	110,433	52	17,395	
2	294	110	60,525	231	59,341	40	10,673	898	239,090	57	11,069	57	32,814	10	39	
21	5,183	17	78,059	18	5,181	21	6,582	5	694	10	1,400	10	11,069	10	3,191	
4	481	3	6,191	37	5,627	38	6,660	14	2,782	10	1,400	273	62,297	3	504	
195	264,978	203	302,132	108	149,681	870	1,060,056	78	130,371	36	149,760	276	335,407	173	337,477	
4	634	33	35,948	62	35,948	54	36,608	18	7,211	8	5,122	122	57,076	10	11,729	
607	1,282,230	80	115,777	28	89,172	619	1,433,061	24	28,660	62	164,090	95	100,232	9	2,698	
66	7,215	15	35,360	15	16,728	171	17,285	18	23,251	62	3,783	35	88,397	79	176,410	
204	48,728	34	8,964	63	12,334	485	94,333	26	3,016	35	3,783	80	5,687	25	2,918	
149	34,473	78	6,837	110	34,439	315	95,286	100	17,987	98	21,547	206	87,579	67	25,078	
23	2,824	21	2,822	13	2,407	79	19,731	19	4,578	21	4,070	66	15,900	10	1,287	
15	1,366	4	85	13	2,369	11	2,522	40	7,015	19	2,775	19	2,775	12	1,930	
2	156	2	178	8	565	4	637	2	215	3	92	2	1,930	2	420	
20	2,009	24	1,312	22	0,503	102	11,535	7	527	26	2,695	30	5,981	1	1	
2	188	5	186	6	537	9	7,753	0	908	26	2,695	13	2,085	30	4,019	
46	8,628	3	1,360	2	200	27	4,038	6	668	11	768	11	2,101	4	325	
9	339	1	24	1	36	2	4,038	2	98	11	768	8	1,342	8	57	
32	18,963	2	85	5	246	16	475	7	643	11	502	11	503	1	75	
1,403	289,766	804	191,981	879	223,413	3,066	732,957	1,366	376,795	419	126,472	1,868	399,978	511	110,519	
138	32,529	176	45,983	91	25,855	409	118,528	91	26,185	74	26,071	287	70,785	57	14,783	
3	1,099	126	27,951	282	75,469	56	11,861	1,012	283,684	114	25,046	114	25,046	63	64	
77	11,570	185	32,099	36	7,484	31	5,332	7	1,445	17	3,300	95	15,947	20	3,079	
18	3,211	23	5,302	67	14,186	52	10,169	28	10,664	17	3,300	470	92,046	4	614	
191	39,993	2	360	14	2,584	12	2,019	78	20,388	84	20,462	13	2,816	4	65	
4	1,150	34	47,356	107	32,425	870	207,320	20	6,252	10	2,580	276	67,350	170	41,134	
586	119,408	35	11,300	34	9,325	619	147,981	27	9,374	106	20,712	144	33,537	12	2,540	
107	24,174	15	2,808	14	3,615	249	60,653	18	3,612	62	20,712	106	23,683	10	2,367	
279	56,632	42	7,566	106	20,238	739	159,355	47	9,788	63	17,530	148	5,905	77	18,030	
45	8,261	23	9,701	18	5,885	98	27,540	39	8,191	23	6,195	59	10,688	34	10,754	
9	1,567	4	980	5	3,380	19	3,016	4	1,015	9	2,090	9	1,511	1	240	
1	260	2	1,125	2	1,140	1	200	25	3,829	0		3	180			
12	1,811	2	420					4	740			3	250			
1		7		4	410	25	6,201	5	537	3	480	10	2,347	1	140	
18	2,685	1	120	1	150	1	200					7	637	10	360	
3	1,030	1		1	36	1	200					2	350	1	360	
7	918	5	1,925	4	60	16	4,502					3	100	4	1,785	
						5	1,105					1	50	2	360	
						25	11,636	1	70	5	1,665	5	3,492	14	6,048	

COUNTY TABLE III.—VALUE OF FARM PRODUCTS SOLD, TRADED, OR USED BY OPERATOR'S

[See note, p. 326, beginning

CLASS OF PRODUCT AND TYPE OF FARM (See definitions in Introduction)	PEND OREILLE		PIERCE		SAN JUAN		SKAGIT		SKAMANIA		SNOHOMISH	
	Farms reporting	Value	Farms reporting	Value	Farms reporting	Value	Farms reporting	Value	Farms reporting	Value	Farms reporting	Value
	Number	Dollars	Number	Dollars	Number	Dollars	Number	Dollars	Number	Dollars	Number	Dollars
All products (sold, traded, or used by operator's family):												
All types.....	568	709,768	4,387	8,510,464	454	808,898	2,602	5,816,184	356	356,847	4,093	7,718,518
General.....	143	189,576	284	324,303	128	200,521	239	566,644	38	54,247	335	433,450
Cash-grain.....	8	14,468			7	11,905	92	494,478			11	65,748
Crop-specialty.....	62	85,609	37	113,897	5	11,820	116	347,803	10	11,416	53	73,122
Fruit.....			853	1,572,299	27	48,523	77	188,771	59	153,421	169	270,127
Truck.....			98	876,972	12	65,217	18	50,571			28	337,226
Dairy.....	67	135,155	662	2,249,832	92	213,022	1,133	2,748,728	31	45,301	1,280	3,170,472
Animal-specialty.....	25	41,692	20	44,724	17	27,158	10	19,584	5	9,801	24	34,450
Stock-ranch.....					12	23,457						
Poultry.....	12	24,933	1,166	3,172,939	59	126,780	351	997,813	15	22,205	1,023	2,760,699
Self-sufficing.....	67	25,042	343	94,258	44	18,769	125	51,505	43	18,676	274	99,313
Abnormal.....	184	193,273	924	570,240	51	52,727	441	320,287	54	41,780	896	467,802
Crops (incl. plants, flowers, etc.), sold or traded:												
All types.....	320	134,950	2,738	2,261,626	310	185,318	1,749	1,860,167	203	170,135	2,337	1,163,717
General.....	106	36,930	223	91,003	101	45,307	199	214,051	35	15,085	269	170,687
Cash-grain.....	8	10,258			7	6,484	92	384,382			11	58,217
Crop-specialty.....	62	60,282	37	97,061	5	8,008	116	265,371	10	8,441	53	51,945
Fruit.....			852	1,318,124	27	30,422	77	147,560	59	134,710	168	193,637
Truck.....			98	363,649	12	49,836	18	39,410			28	325,800
Dairy.....	25	5,550	273	78,047	99	25,233	773	483,347	19	2,532	697	183,474
Animal-specialty.....	12	4,767	5	2,531	9	2,557	0	1,606	2	301	13	1,826
Stock-ranch.....					2	1,240						
Poultry.....	5	3,242	688	184,668	28	9,579	202	71,688	0	1,279	525	85,300
Self-sufficing.....	34	2,810	172	11,362	24	2,264	63	5,315	30	2,336	141	9,060
Abnormal.....	65	11,111	490	114,251	26	4,028	203	47,497	39	5,451	432	68,911
Livestock, sold or traded:												
All types.....	285	87,433	1,736	428,580	333	105,226	1,702	555,577	121	27,133	2,173	455,983
General.....	103	36,930	184	41,920	111	31,704	196	114,204	33	7,480	208	170,687
Cash-grain.....	2	610			4	1,192	60	22,407			5	1,708
Crop-specialty.....	23	5,474	12	2,801	2	1,112	45	10,181	3	200	17	1,698
Fruit.....			145	12,567	19	2,124	24	3,242	15	1,672	44	3,874
Truck.....			4	272	9	5,093	6	2,915			7	829
Dairy.....	49	12,170	553	203,820	78	25,647	970	272,834	29	7,397	1,113	277,653
Animal-specialty.....	25	22,955	20	24,688	17	12,757	10	10,760	5	6,784	24	19,306
Stock-ranch.....					12	10,351						
Poultry.....	3	965	470	84,474	37	4,947	191	27,644	5	670	368	54,099
Self-sufficing.....	19	1,624	93	5,144	20	1,109	43	3,068	14	643	79	4,786
Abnormal.....	61	14,574	255	52,894	24	0,190	157	88,262	17	2,287	308	49,813
Livestock products, sold or traded:												
All types.....	386	195,939	3,216	4,988,560	404	348,159	2,292	2,978,898	177	75,919	3,415	5,149,562
General.....	129	54,629	257	113,954	125	77,480	280	194,038	36	16,909	268	123,915
Cash-grain.....	5	1,463			5	2,244	68	65,107			6	3,834
Crop-specialty.....	31	7,878	19	7,564	2	1,340	70	54,709	2	1,050	24	9,604
Fruit.....			382	129,700	20	7,580	52	24,359	26	4,972	88	36,231
Truck.....			16	1,983	9	6,843	0	4,916			0	5,750
Dairy.....	87	93,965	662	1,811,070	92	132,265	1,133	1,711,451	31	26,175	1,280	2,402,304
Animal-specialty.....	19	6,827	17	13,258	17	7,063	9	4,760	4	1,053	12	7,492
Stock-ranch.....					12	7,831						
Poultry.....	12	16,710	1,166	2,656,774	59	91,608	351	818,126	15	16,650	1,023	2,400,806
Self-sufficing.....	36	4,074	181	18,142	30	3,176	79	9,179	32	2,864	139	10,414
Abnormal.....	87	10,387	516	235,515	33	10,729	291	80,071	31	6,156	566	143,809
Forest products sold:												
All types.....	220	152,431	380	65,847	133	39,556	269	48,304	29	21,094	436	62,543
General.....	72	21,759	48	6,238	58	12,268	37	10,133	6	2,810	69	13,983
Cash-grain.....	2	72			1	195	2	250			1	250
Crop-specialty.....	11	2,257	3	402			5	301	1	80	5	1,371
Fruit.....			31	3,757	11	1,117	6	560	5	761	12	1,213
Truck.....			5	192	1	345	1	30			2	300
Dairy.....	16	1,896	71	10,006	8	1,204	113	15,912	3	131	151	25,032
Animal-specialty.....	7	627	2	132	3	445	5	675	2	338	4	273
Stock-ranch.....					5	2,075						
Poultry.....	3	245	79	9,540	20	3,271	24	3,612	2	420	49	5,413
Self-sufficing.....	15	1,549	37	2,242	12	926	0	810	2	50	28	2,467
Abnormal.....	64	124,028	84	33,338	14	17,720	67	16,021	8	16,534	115	42,226
Farm products used by operator's family:												
All types.....	538	139,015	4,221	774,851	443	130,640	2,550	573,240	245	62,566	3,970	956,583
General.....	143	47,197	284	71,188	128	42,772	288	64,218	38	11,873	317	73,803
Cash-grain.....	8	2,055			6	1,790	86	19,242			10	2,235
Crop-specialty.....	49	9,778	35	6,069	5	1,300	101	17,151	7	1,675	46	8,704
Fruit.....			775	108,151	24	7,280	74	13,060	52	11,306	159	30,172
Truck.....			86	10,876	11	3,100	14	3,300			25	4,487
Dairy.....	66	21,574	602	145,389	92	28,673	1,132	265,184	31	9,066	1,265	288,000
Animal-specialty.....	24	6,480	20	4,115	16	4,036	9	1,753	5	1,325	22	6,472
Stock-ranch.....					11	1,960						
Poultry.....	12	3,765	1,166	237,453	58	17,735	348	76,793	15	3,156	905	214,922
Self-sufficing.....	67	14,985	343	57,368	44	11,264	125	33,103	43	12,783	274	65,688
Abnormal.....	169	33,175	350	134,242	48	11,060	423	70,436	54	11,352	857	163,043
RECEIPTS FROM BOARDERS, LODGERS, ETC.												
All types.....	28	4,786	87	41,679	41	18,394	51	14,711	18	5,252	138	46,317
General.....	16	3,328	14	2,002	14	2,982	6	1,514	1	25	11	3,376
Cash-grain.....							5	425				
Crop-specialty.....	2	162					1	260				
Fruit.....			16	8,835	2	235	2	440	4	570	7	1,409
Truck.....			1	360			1	240			1	180
Dairy.....	2	445	14	3,234	6	800	21	5,921	3	157	35	8,264
Animal-specialty.....	2	175			2	110						
Stock-ranch.....												
Poultry.....			19	4,303	5	1,240	4	1,275	2	325	26	6,236
Self-sufficing.....			3	328	4	422	3	312	3	675	13	3,455
Abnormal.....	6	680	20	27,617	8	12,605	8	4,334	5	3,520	43	23,398

AGRICULTURE—WASHINGTON

FAMILY; AND RECEIPTS FROM BOARDERS, ETC.; 1929, BY TYPE OF FARM—Continued

of this table]

SPOKANE		STEVENS		THURSTON		WAHIAKUM		WALLA WALLA		WHATCOM		WHITMAN		YAKIMA	
Farms reporting	Value	Farms reporting	Value	Farms reporting	Value	Farms reporting	Value	Farms reporting	Value	Farms reporting	Value	Farms reporting	Value	Farms reporting	Value
Number	Dollars	Number	Dollars	Number	Dollars	Number	Dollars	Number	Dollars	Number	Dollars	Number	Dollars	Number	Dollars
3,089	8,789,060	2,415	3,404,129	1,887	2,472,184	371	979,920	1,441	8,500,509	4,121	8,572,912	2,580	15,955,345	6,630	30,481,889
561	796,862	135	912,855	227	261,925	26	39,164	184	213,609	320	519,165	139	252,021	569	1,328,888
946	3,466,490	633	200,226	13	26,768	13	26,768	494	6,151,886	28	25,190	1,986	14,279,973	335	823,980
277	750,275	171	177,636	26	34,180	14	24,057	127	370,064	100	126,048	64	358,058	1,540	8,062,925
273	607,205	54	261,194	227	280,546	102	420,494	102	420,494	87	196,329	27	110,100	2,799	15,584,050
135	289,063	7	9,909	10	14,175	176	439,495	176	439,495	1,547	67,484	14	24,513	162	473,318
531	1,428,754	527	908,728	433	918,120	220	534,296	142	372,029	1,647	3,383,910	81	241,757	482	1,283,704
59	138,701	162	411,878	31	55,294	20	44,403	20	44,403	32	99,359	45	174,337	125	612,202
21	85,946	8	28,079	6	9,314	18	289,301	18	289,301	28	289,301	28	271,767	71	1,403,443
332	609,772	52	89,689	257	612,840	14	29,021	37	57,258	1,161	3,787,030	27	48,309	112	275,982
285	83,633	250	89,391	130	35,014	23	12,876	44	14,162	130	42,226	47	18,053	76	28,868
560	532,290	416	208,889	527	224,008	65	39,606	147	127,811	689	325,571	122	174,391	359	684,820
3,042	4,906,169	1,466	887,166	1,182	508,280	174	40,805	1,219	7,055,348	2,592	939,483	2,348	12,823,679	6,163	24,024,885
481	318,267	478	201,877	170	78,508	20	7,469	114	77,765	259	118,438	108	88,450	539	633,689
946	2,823,943	133	178,564	13	18,463	13	18,463	483	5,763,207	27	18,503	1,976	12,227,083	334	695,532
277	625,699	171	130,767	26	21,908	14	16,285	126	307,310	100	97,812	64	280,522	1,539	6,958,522
206	535,088	54	225,744	224	220,513	101	390,277	101	390,277	87	166,032	27	92,099	2,764	14,788,953
133	247,104	7	7,040	10	12,262	176	398,402	176	398,402	27	60,407	14	19,084	162	424,366
251	97,418	228	51,640	240	54,844	90	12,863	81	41,515	1,026	295,104	37	23,313	812	207,407
41	27,211	96	60,491	14	2,361	9	9,805	9	9,805	22	9,592	28	40,190	87	127,899
10	9,682	2	307	1	800	4	13,637	4	13,637	8	15,940	8	15,940	27	35,124
178	58,742	28	5,847	140	34,094	5	440	15	3,852	661	141,618	10	2,516	78	36,894
134	11,073	84	4,900	55	3,756	12	555	19	1,934	50	2,800	19	1,689	42	6,013
320	151,952	185	29,920	280	51,781	33	4,193	91	47,644	333	39,117	57	17,893	270	110,481
2,080	849,186	1,648	703,260	900	272,918	244	48,989	717	477,104	2,310	563,246	2,051	1,411,516	2,558	2,778,889
418	119,381	567	195,059	168	44,707	16	5,081	94	34,092	233	56,151	123	63,292	458	200,891
607	179,483	65	25,600	7	4,270	7	4,270	307	147,065	3	709	1,004	896,230	125	30,293
119	41,577	47	8,403	12	1,692	6	918	64	18,126	13	2,534	43	40,890	817	289,029
55	9,407	32	6,622	34	3,413	23	3,413	23	2,024	29	2,868	20	4,607	648	121,751
34	4,020	2	709	1	44	44	44	17	47,251	2	53	5	382	43	7,529
448	170,371	475	150,154	372	138,476	187	40,674	101	47,221	1,232	291,344	72	32,724	406	189,462
58	79,806	159	250,225	30	30,955	20	30,955	18	25,114	30	60,419	45	98,332	124	379,407
21	55,066	8	20,748	0	3,925	6	712	18	194,764	28	185,094	25	185,094	65	1,001,401
102	16,158	39	6,497	120	24,428	6	11	13	1,607	648	97,611	17	3,552	46	11,301
82	4,080	98	6,389	27	1,596	11	533	9	447	33	1,481	24	1,449	16	1,220
102	169,527	154	32,794	133	19,243	18	771	51	6,100	187	50,556	65	115,408	105	453,184
3,052	2,175,218	1,856	1,042,476	1,370	1,333,438	354	456,128	955	648,954	3,618	6,132,803	2,263	892,666	3,905	2,622,295
529	203,173	593	250,767	204	87,338	25	10,377	125	67,204	301	254,029	137	56,870	523	364,065
768	250,811	83	31,733	9	1,060	9	1,060	333	111,671	8	2,175	1,748	521,296	162	55,028
162	19,326	63	10,621	15	6,649	11	3,948	77	26,000	33	16,334	48	9,968	1,010	537,850
123	14,612	33	5,841	05	20,171	58	8,349	58	8,349	48	23,710	23	6,518	1,207	318,795
82	14,612	3	1,197	3	304	20	1,124	20	1,124	8	2,444	5	1,212	61	15,838
531	1,037,007	527	540,736	433	632,102	229	397,235	142	251,602	1,547	2,424,000	81	164,480	482	743,422
47	19,672	134	64,494	24	15,288	14	5,711	14	5,711	25	22,747	40	15,568	107	76,775
21	13,374	6	5,007	5	3,639	16	77,764	16	77,764	24	60,495	24	60,495	57	267,263
332	476,464	52	64,171	257	503,280	14	23,501	37	45,745	1,161	3,282,287	27	36,366	112	208,799
165	11,298	148	16,012	55	4,700	19	3,675	23	1,022	74	9,080	37	3,128	30	5,847
322	96,225	214	30,846	270	67,921	56	11,392	80	51,272	413	96,067	82	10,835	148	27,713
422	92,686	631	207,242	217	57,951	46	13,340	40	5,997	393	66,643	28	6,009	61	14,833
126	25,888	244	70,449	41	9,910	5	1,705	6	721	69	9,598	3	1,105	8	372
68	8,549	16	958	1	87	20	87	20	3,194	4	624	20	3,990	4	820
19	2,598	19	2,993	6	368	1	50	2	152	5	350	2	1,200	10	2,221
3	850	5	623	9	1,274	2	250	2	250	4	233	1	500	16	2,607
4	516									2	165	1	250	54	250
86	16,210	107	17,456	69	11,037	28	5,300			164	17,039			7	1,623
11	1,273	37	6,054	6	2,113					6	196	2	114	5	358
10	1,942	2	280	2	500									1	92
15	1,110	0	1,249	22	5,513	3	356	2	210	54	7,009				58
17	1,471	40	2,757	14	864	2	134	5	330	8	670				60
63	32,259	152	104,423	47	25,795	7	6,205	3	1,140	77	30,624			9	6,430
3,301	765,821	2,261	563,966	1,769	299,597	369	119,858	1,316	313,106	4,008	870,732	2,505	818,546	5,660	1,020,787
561	130,163	635	188,703	226	41,462	26	8,532	134	33,854	319	80,949	138	42,295	565	129,061
891	203,694	105	23,371	12	1,999			446	126,740	19	3,179	1,937	662,374	230	42,302
252	47,151	115	18,792	21	2,776	14	3,856	101	18,886	74	9,018	59	16,472	1,330	298,303
259	42,688	48	12,364	186	26,175			90	19,094	80	13,996	26	6,542	2,271	351,884
124	22,811	6	1,014	9	1,475			168	39,515	24	4,385	14	3,545	156	25,335
527	107,748	524	139,692	427	81,602	229	78,224	142	31,691	1,533	356,313	80	21,290	470	94,790
57	10,739	157	40,609	30	4,577			17	3,773	32	6,405	44	14,133	113	27,763
21	5,882	8	2,337	4	550			15	3,136			27	10,238	36	9,593
324	57,298	51	11,925	252	45,525	14	4,612	36	5,784	1,153	259,035	25	5,875	109	18,988
285	55,711	250	59,273	130	24,128										

	TYPE OF FARM, BY CLASS OF ANIMALS (See definitions in Introduction)	THE STATE		ADAMS		ASOTIN		BENTON		CHELAN		
		Farms reporting	Animals or quantity	Farms reporting	Animals or quantity	Farms reporting	Animals or quantity	Farms reporting	Animals or quantity	Farms reporting	Animals or quantity	
1	General farms:											
2	Horses and mules, excluding colts.....number..	5,065	15,531	15	113	33	129	173	409	57	202	
3	Cows and heifers kept mainly for milk.....number..	5,977	25,971	18	106	47	107	196	784	64	271	
4	beef.....number..	540	3,450	2	17	7	50	1	2	5	17	
5	Other cattle, including calves.....number..	5,490	40,732	17	263	32	231	162	725	54	417	
6	Sows and gilts.....number..	1,161	2,428	4	23	9	14	40	84	13	30	
7	Other hogs, excluding pigs under 3 months old.....number..	1,842	10,777	9	70	11	35	69	288	27	124	
8	Cash-grain farms:											
9	Horses and mules, excluding colts.....number..	7,579	98,152	638	10,037	142	1,893	72	1,183	6	37	
10	Cows and heifers kept mainly for milk.....number..	6,776	22,931	572	1,396	125	591	58	173	6	27	
11	beef.....number..	1,002	8,848	34	427	44	743	2	50	1	4	
12	Other cattle, including calves.....number..	6,296	47,498	503	1,918	129	2,651	44	317	5	24	
13	Sows and gilts.....number..	2,368	7,133	90	176	47	139	16	48	1	3	
14	Other hogs, excluding pigs under 3 months old.....number..	2,963	26,596	310	1,179	76	693	21	118	2	2	
15	Crop-specialty farms:											
16	Horses and mules, excluding colts.....number..	2,825	11,141	4	18	6	22	240	748	30	113	
17	Cows and heifers kept mainly for milk.....number..	2,334	8,842	3	11	5	12	183	604	21	69	
18	beef.....number..	147	1,105	1	2	3	17	2	3	3	25	
19	Other cattle, including calves.....number..	1,957	11,948	3	62	3	17	146	681	20	122	
20	Sows and gilts.....number..	585	1,500	1	1	2	6	66	141	2	2	
21	Other hogs, excluding pigs under 3 months old.....number..	709	4,832	1	7	2	4	65	804	8	19	
22	Fruit farms:											
23	Horses and mules, excluding colts.....number..	4,412	8,482			55	100	274	575	488	985	
24	Cows and heifers kept mainly for milk.....number..	3,990	7,875			74	114	221	515	473	691	
25	beef.....number..	135	711			2	43	5	5	18	105	
26	Other cattle, including calves.....number..	2,372	7,407			34	157	146	436	165	495	
27	Sows and gilts.....number..	331	735			9	22	26	44	20	40	
28	Other hogs, excluding pigs under 3 months old.....number..	706	3,773			13	37	63	325	63	312	
29	Truck farms:											
30	Horses and mules, excluding colts.....number..	780	1,485			4	6	43	83	1	2	
31	Cows and heifers kept mainly for milk.....number..	380	875			3	4	41	103			
32	beef.....number..	17	30									
33	Other cattle, including calves.....number..	241	772			1	2	24	129			
34	Sows and gilts.....number..	33	50					2	2			
35	Other hogs, excluding pigs under 3 months old.....number..	86	331					9	33			
36	Dairy farms:											
37	Horses and mules, excluding colts.....number..	9,200	22,605	17	91	20	58	160	462	38	114	
38	Cows and heifers kept mainly for milk.....number..	12,868	133,410	18	181	31	291	183	1,483	47	676	
39	beef.....number..	381	2,325	1	2	2	18	2	12	2	11	
40	Other cattle, including calves.....number..	11,968	128,438	18	242	29	355	171	1,401	44	596	
41	Sows and gilts.....number..	1,325	2,742	3	6	4	8	58	117	4	13	
42	Other hogs, excluding pigs under 3 months old.....number..	2,528	13,305	6	21	7	38	68	263	18	87	
43	Animal-specialty farms:											
44	Horses and mules, excluding colts.....number..	1,039	5,165			7	61	20	86	10	39	
45	Cows and heifers kept mainly for milk.....number..	879	4,856			6	26	15	75	8	35	
46	beef.....number..	434	9,555			3	59	3	40	1	6	
47	Other cattle, including calves.....number..	1,042	24,838			7	168	16	166	7	88	
48	Sows and gilts.....number..	330	1,600			1	6	3	6	4	41	
49	Other hogs, excluding pigs under 3 months old.....number..	493	8,850			6	70	6	27	7	86	
50	Stock ranches:											
51	Horses and mules, excluding colts.....number..	563	6,243	16	278	34	427	11	189	3	16	
52	Cows and heifers kept mainly for milk.....number..	327	1,026	12	64	17	126	6	25	2	12	
53	beef.....number..	326	12,851	7	500	18	724	2	75	1	40	
54	Other cattle, including calves.....number..	495	32,516	12	2,849	30	1,842	5	288	1	49	
55	Sows and gilts.....number..	112	349	2	6	9	70	1	7	1	1	
56	Other hogs, excluding pigs under 3 months old.....number..	164	1,410	2	54	14	233	2	43			
57	Poultry farms:											
58	Horses and mules, excluding colts.....number..	3,157	5,628	3	4	3	7	55	111	6	19	
59	Cows and heifers kept mainly for milk.....number..	5,162	15,599	6	15	12	23	56	155	10	21	
60	beef.....number..	124	523	1	2	2	2	2	6			
61	Other cattle, including calves.....number..	4,176	16,184	2	6	9	70	40	159	7	27	
62	Sows and gilts.....number..	233	423			3	4	2	2			
63	Other hogs, excluding pigs under 3 months old.....number..	484	2,021	3	9	3	18	7	17	1	2	
64	Self-sufficing farms:											
65	Horses and mules, excluding colts.....number..	1,728	3,986	6	15	12	44	12	21	36	83	
66	Cows and heifers kept mainly for milk.....number..	2,239	4,379	7	12	16	26	15	22	28	54	
67	beef.....number..	162	631	1	1					2	3	
68	Other cattle, including calves.....number..	1,828	5,089	5	14	10	23	10	18	21	68	
69	Sows and gilts.....number..	141	195			1	1	1	1	1	2	
70	Other hogs, excluding pigs under 3 months old.....number..	395	1,027	1	1	3	23	2	5	13	43	
71	Abnormal and unclassified farms:											
72	Horses and mules, excluding colts.....number..	4,333	11,425	29	292	32	123	101	344	57	149	
73	Cows and heifers kept mainly for milk.....number..	6,581	17,245	29	59	54	95	105	507	53	90	
74	beef.....number..	367	3,811	1	3	6	38	4	31	2	26	
75	Other cattle, including calves.....number..	5,185	21,005	17	119	35	138	73	373	32	65	
76	Sows and gilts.....number..	478	1,871	1	1	9	11	13	40	4	4	
77	Other hogs, excluding pigs under 3 months old.....number..	1,054	11,572	10	20	11	94	35	150	10	41	
78	SPECIFIED ITEMS, BY TWO TYPES OF FARMS											
79	Steers, 2 years old and over.....	Ranches.....number..	7,421		723		713		25			
80	All other.....number..		15,918		167		757		156		53	
81	Sheep, excluding lambs.....	Ranches.....number..	3,558		13		19		36,480		4	
82	All other.....number..		186,800		40		56		8,752		37	
83	All cows milked.....	Dairy.....number..	12,723		18		33		1,723		50	
84	All other.....number..		36,296		653		1,699		2,966		703	
85	Of beef or dual-purpose breeding.....	Dairy.....number..	1,098		2		6		90		5	
86	All other.....number..		4,771		82		189		123		61	
87	Milk produced.....	Dairy.....No. and gals.	12,723		18		33		1,264,261		50	
88	All other.....No. and gals.		36,296		653		385		1,856,153		703	
89	Production, per cow.....	Dairy.....gallons	750		601		602		734		824	
90	All other.....gallons		679		449		492		628		535	
91	Whole milk sold.....	Dairy.....gallons	75,053,867		58,017		141,126		190,505		349,914	
92	All other.....gallons		16,737,093		24,099		41,222		65,575		122,022	
93	Cream sold as butterfat.....	Dairy.....pounds	9,668,788		17,371		16,764		310,355		20,782	
94	All other.....pounds		9,926,298		95,462		79,945		439,914		63,307	
95	Chickens over 3 months old on farms, Apr. 1, 1930.....	Poultry.....number..	8,419		8		18		70		20	
96	All other.....number..		4,121,709		740		467		1,128		1,122	
97	Chicken eggs produced.....	Poultry.....dozens	51,754,030		13,516		20,261		47,942		44,074	
98	All other.....dozens		19,674,938		342,813		197,173		269,897		39,325	
99	Production, per chicken on hand.....	Poultry.....dozens	12.6		11.7		11.7		11.5		12.8	
100	All other.....dozens		8.4		7.6		9.7		8.8		8.5	

[See Note,

	TYPE OF FARM, BY CLASS OF ANIMALS (See definitions in Introduction)	GRANT		GRAYS HARBOR		ISLAND		JEFFERSON		KING		
		Farms reporting	Animals or quantity	Farms reporting	Animals or quantity	Farms reporting	Animals or quantity	Farms reporting	Animals or quantity	Farms reporting	Animals or quantity	
1	General farms:											
2	Horses and mules, excluding colts..... number.....	35	212	124	247	64	124	27	46	99	137	
3	Cows and heifers kept mainly for milk..... number.....	35	140	102	769	93	358	35	186	107	562	
4	beef..... number.....	5	63	18	94	1	3	4	39	2	7	
5	Other cattle, including calves..... number.....	33	363	168	1,289	81	453	40	360	136	771	
6	Sows and gilts..... number.....	6	9	19	38	9	18	5	7	13	29	
7	Other hogs, excl. pigs under 3 mos. old..... number.....	13	45	46	197	19	60	10	65	30	133	
8	Cash-grain farms:											
9	Horses and mules, excluding colts..... number.....	304	4,032	2	6	32	62					
10	Cows and heifers kept mainly for milk..... number.....	273	840	4	16	33	162					
11	beef..... number.....	35	167			2	3					
12	Other cattle, including calves..... number.....	237	1,421	4	17	33	151					
13	Sows and gilts..... number.....	46	92			3	8					
14	Other hogs, excl. pigs under 3 mos. old..... number.....	100	419	1	2	8	67					
15	Crop-specialty farms:											
16	Horses and mules, excluding colts..... number.....	20	88	7	12	8	17	3	6	19	38	
17	Cows and heifers kept mainly for milk..... number.....	17	41	2	9	8	36	1	6	10	30	
18	beef..... number.....	2	3	2	21		1	5				
19	Other cattle, including calves..... number.....	16	91	3	55	9	32	2	12	8	32	
20	Sows and gilts..... number.....	2	3			1	1	1	1	1	2	
21	Other hogs, excl. pigs under 3 mos. old..... number.....	4	12			1	1	2	35	1	1	
22	Fruit farms:											
23	Horses and mules, excluding colts..... number.....	40	100	4	6	44	40			118	142	
24	Cows and heifers kept mainly for milk..... number.....	40	56	18	21	34	70			91	146	
25	beef..... number.....			1	2	1	1			4	6	
26	Other cattle, including calves..... number.....	20	53	18	33	20	65			65	134	
27	Sows and gilts..... number.....					2	2			2	3	
28	Other hogs, excl. pigs under 3 mos. old..... number.....	11	144	1	5	6	10			6	10	
29	Truck farms:											
30	Horses and mules, excluding colts..... number.....	5	11	2	4					174	246	
31	Cows and heifers kept mainly for milk..... number.....	3	5	1	2	1	2			37	150	
32	beef..... number.....	1	1									
33	Other cattle, including calves..... number.....	2	2	1	5	1	2			21	70	
34	Sows and gilts..... number.....											
35	Other hogs, excl. pigs under 3 mos. old..... number.....	2	3							6	10	
36	Dairy farms:											
37	Horses and mules, excluding colts..... number.....	26	118	209	440	110	212	57	109	600	1,274	
38	Cows and heifers kept mainly for milk..... number.....	30	283	307	4,020	163	1,219	78	1,021	1,041	15,070	
39	beef..... number.....			15	119	1	3			19	115	
40	Other cattle, including calves..... number.....	28	412	296	4,018	156	1,164	74	1,122	1,003	10,312	
41	Sows and gilts..... number.....	3	4	26	62	12	30	10	37	58	113	
42	Other hogs, excl. pigs under 3 mos. old..... number.....	12	59	61	285	19	104	17	131	109	550	
43	Animal-specialty farms:											
44	Horses and mules, excluding colts..... number.....	5	23	16	38	9	19	12	50	14	25	
45	Cows and heifers kept mainly for milk..... number.....	5	22	19	118	9	23	7	45	16	98	
46	beef..... number.....	1	20	13	492	2	7	10	92	1	3	
47	Other cattle, including calves..... number.....	5	69	24	827	11	27	11	164	19	265	
48	Sows and gilts..... number.....	4	12	5	41	2	3	1	11	4	20	
49	Other hogs, excl. pigs under 3 mos. old..... number.....	4	24	8	75	2	20			4	61	
50	Stock ranches:											
51	Horses and mules, excluding colts..... number.....	60	835									
52	Cows and heifers kept mainly for milk..... number.....	21	150									
53	beef..... number.....	33	1,311									
54	Other cattle, including calves..... number.....	47	2,449					1	20			
55	Sows and gilts..... number.....	9	22									
56	Other hogs, excl. pigs under 3 mos. old..... number.....	17	80									
57	Poultry farms:											
58	Horses and mules, excluding colts..... number.....	7	20	42	68	139	228	15	25	274	335	
59	Cows and heifers kept mainly for milk..... number.....	9	27	94	305	218	720	35	110	485	1,188	
60	beef..... number.....			5	12	5	9	1	2	7	8	
61	Other cattle, including calves..... number.....	7	34	76	401	191	755	35	193	340	1,094	
62	Sows and gilts..... number.....	1	1	7	13	7	24	3	10	14	30	
63	Other hogs, excl. pigs under 3 mos. old..... number.....	1	3	16	50	14	97	3	22	29	75	
64	Self-sufficing farms:											
65	Horses and mules, excluding colts..... number.....	4	7	28	50	10	14	20	54	78	98	
66	Cows and heifers kept mainly for milk..... number.....	7	10	76	135	16	23	26	38	140	274	
67	beef..... number.....	1	5	7	10			1	1	5	9	
68	Other cattle, including calves..... number.....	5	26	78	234	16	60	20	60	109	282	
69	Sows and gilts..... number.....	3	3	3	3					2	2	
70	Other hogs, excl. pigs under 3 mos. old..... number.....	1	5	8	15			3	3	16	37	
71	Abnormal and unclassified farms:											
72	Horses and mules, excluding colts..... number.....	46	310	64	152	21	27	60	212	331		
73	Cows and heifers kept mainly for milk..... number.....	37	98	179	430	53	116	28	87	484	1,613	
74	beef..... number.....	4	23	13	72			6	38	20	81	
75	Other cattle, including calves..... number.....	26	144	146	560	39	99	30	115	399	1,323	
76	Sows and gilts..... number.....	3	5	12	25			2	2	18	553	
77	Other hogs, excl. pigs under 3 mos. old..... number.....	5	9	27	122	8	12	5	17	67	3,205	
78	SPECIFIED ITEMS, BY TWO TYPES OF FARMS											
79	Steers, 2 years old and over.....	Ranches..... number.....	251									
80		All other..... number.....	155		314			20				
81	Sheep, excluding lambs.....	Ranches..... number.....	40	34,848					74		161	
82		All other..... number.....	67	3,963								
83	All cows milked.....	Dairy..... number.....	30	3,328	50	1,395	69	3,388	20	1,182	40	1,233
84		All other..... number.....	484	1,577	314	4,510	162	1,359	79	1,128	1,072	16,299
85	Of beef or dual-purpose breeding.....	Dairy..... number.....	7	39	616	2,092	472	1,532	163	601	1,462	4,188
86		All other..... number.....	161	868	42	324	4	29	7	36	81	913
87	Milk produced.....	Dairy..... No. and gals.....	30	191,587	314	3,361,892	162	953,039	79	939,438	1,072	14,253,239
88		All other..... No. and gals.....	484	738,615	616	1,123,701	472	960,733	163	322,718	1,462	2,730,439
89	Production, per cow.....	Dairy..... gallons.....		584		745		712		833		875
90		All other..... gallons.....		82,671		537		627		637		652
91	Whole milk sold.....	Dairy..... gallons.....		16,749		2,738,773		570,923		617,244		11,232,667
92		All other..... gallons.....		29,896		437,592		159,163		40,334		1,394,016
93	Cream sold as butterfat.....	Dairy..... pounds.....		122,574		162,052		120,696		80,901		778,786
94		All other..... pounds.....		3,166		117,621		192,436		46,668		182,477
95	Chickens over 3 months old on farms, Apr. 1, 1930.....	Poultry..... number.....	14	27,578	139	59,770	310	170,292	80	23,654	1,159	782,897
96		All other..... number.....	543	40,533	797	39,044	388	28,587	108	7,701	2,108	129,798
97	Chicken eggs produced.....	Poultry..... dozens.....		249,034		751,629		2,090,200		300,928		8,704,069
98		All other..... dozens.....		12.7		208,653		241,290		74,811		1,053,840
99	Production, per chicken on hand.....	Poultry..... dozens.....		9.0		12.6		12.3		12.8		11.9
100		All other..... dozens.....		9.0		7.6		8.4		8.7		8.1

LIVESTOCK PRODUCTS, 1929, BY TYPE OF FARM—Continued

bottom of p. 8]

KITSAP		KITKITAS		KLIKITAT		LEWIS		LINCOLN		MASON		OKANOGAN		PACIFIC	
Farms reporting	Animals or quantity	Farms reporting	Animals or quantity	Farms reporting	Animals or quantity	Farms reporting	Animals or quantity	Farms reporting	Animals or quantity	Farms reporting	Animals or quantity	Farms reporting	Animals or quantity	Farms reporting	Animals or quantity
58	77	144	699	73	280	297	637	76	422	44	78	254	1,372	20	70
110	274	160	1,056	77	386	371	1,785	80	351	50	245	230	1,268	55	216
2	10	26	384	14	138	21	126	19	114	8	40	60	517	7	44
85	228	155	2,159	75	883	862	2,460	83	672	55	382	238	2,874	51	323
9	41	08	131	22	54	73	158	15	24	3	7	58	92	2	5
24	230	03	601	35	228	99	560	35	236	19	62	113	411	5	17
		116	647	291	3,140	43	122	983	15,220			121	1,145		7
		112	627	243	812	47	193	905	2,883			84	472		8
		16	112	80	714	1	25	150	900			40	382		9
		107	902	257	3,032	36	345	877	5,788			97	1,549		10
		34	63	160	653	7	10	188	400			35	89		11
		48	162	159	2,231	6	73	364	2,554			50	209		12
2	3	123	719	33	133	17	44	5	32			97	497		13
3	8	111	590	24	94	18	79	7	16			57	183		14
		11	126	6	63	2	2	1	6			18	110		15
3	8	108	990	24	178	15	129	5	34			54	350		16
1	2	37	60	3	8	4	8	1	4			6	22		17
		35	274	10	41	8	35	1	23			20	112		18
47	51	12	25	33	67	20	56	22	50	12	17	297	603	3	5
16	24	18	51	39	69	31	81	10	40	5	8	298	654	8	18
		2	2	3	9			4	34			17	207		20
9	19	15	55	25	71	28	103	19	93	4	8	175	823	9	35
2	3			1	4	1	1	6	15			20	51		23
5	21	2	7	6	80	3	5	13	103	1	1	68	335	2	3
10	11	2	6	10	22	9	12					12	25	3	20
3	5	3	19	9	10	2	4					9	13	1	26
1	2	1	11												27
1	1	2	7	5	6	2	11					6	10	2	28
		1	1	1	5							2	2		29
		1	1	1	10							2	9		30
109	166	146	565	94	322	720	1,028	63	355	00	119	200	1,085	113	301
191	1,200	196	2,034	105	1,149	838	7,170	75	953	83	880	267	3,050	169	2,313
2	3	17	121	7	32	22	111	5	22	7	44	20	278	17	132
168	792	195	2,772	105	1,350	802	7,622	78	1,252	85	909	268	4,044	165	2,622
17	26	54	120	31	67	90	191	16	23	13	32	55	75	28	67
25	89	85	480	45	174	183	1,012	25	200	21	181	140	705	53	275
		27	151	73	557	52	143	20	113	8	20	151	1,099	10	27
1	2	27	198	50	207	46	340	16	89	4	15	104	681	10	65
4	14	14	840	45	1,146	13	150	11	194	7	128	88	2,230	6	179
2	18	31	1,543	07	2,607	54	930	10	458	10	179	144	5,467	10	343
2	13	11	39	21	104	21	103	10	36	2	3	26	69	2	4
1	4	12	217	39	557	25	551	14	330	2	36	70	631	4	21
		34	525	37	468			24	231			110	967	9	36
		21	122	22	120			18	126			73	506	5	34
		25	1,423	25	772			20	1,202			66	2,204	7	376
		34	4,607	37	1,602			29	2,295			101	5,255	10	427
		7	15	10	43			4	7			20	40	1	3
		7	70	8	137			8	47			43	217	2	13
191	217	10	20	10	24	359	1,119	7	24	31	46	25	105	29	47
344	725	11	55	9	26	493	1,724	13	30	40	119	21	92	67	309
11	18					13	218	1	7	2	27	1	5	4	8
232	496	9	60	6	22	403	1,608	12	76	32	152	20	189	62	493
12	24	2	4			34	49	2	6	2	6	3	7	3	12
20	41	3	9	1	1	52	141	1	9	6	20	4	12	5	10
39	49	12	25	32	78	109	217	32	86	30	66	123	533	8	11
63	105	10	15	28	70	182	421	25	56	31	54	79	157	31	65
2	2					5	15	7	18	3	7	25	89	1	2
52	100	7	15	22	118	147	410	25	112	27	59	78	317	27	70
1	1	2	3	5	8	23	29	2	5		4	4	4	1	59
7	14	2	9	7	15	24	74	8	27	10	13	18	31	3	7
07	85	44	138	73	207	306	523	38	309	55	110	230	1,051	30	44
210	380	43	187	58	228	611	1,459	30	101	81	192	156	433	105	232
4	11	2	5	9	93	22	303	7	35	8	47	39	450	9	82
154	293	40	160	72	353	480	1,667	40	259	63	261	136	839	85	336
13	45	6	8	3	10	54	65	5	8	5	6	15	40	3	65
15	273	15	55	22	88	71	248	9	39	10	17	41	354	8	40
			1,315		378		380		388		34		1,170		26
	16	22	590	27	1,128		380		563				2,350		180
		52,764	11,429	152	31,409	152	5,380	151	7,047	18	477	44	36,605	4	301
25	351	102	2,265	108	10,371	870	8,170	78	955	36	965	132	8,365	17	290
195	1,271	203	3,298	621	1,232	1,890	6,474	1,100	4,023	237	741	1,213	3,368	173	2,412
785	1,038	550	3,298	621	2,107	1,890	6,474	1,100	4,023	237	741	1,213	3,368	201	1,058
11	23	28	93	44	93	44	272	11	88	52	132	79	5,100	17	138
47	91	117	595	138	493	130	352	290	970	86	167	333	735	41	73
195	651,173	203	1,608,071	108	818,801	870	5,385,886	78	675,987	86	641,826	270	2,117,286	173	1,511,074
785	1,002,732	550	2,111,144	621	1,148,118	1,880	3,610,337	1,100	1,836,624	237	389,788	1,213	2,633,462	291	510,805
	748	710	646		695	659	659		657		665		629		626
	693,612	612	274,027		194,654	3,856,684	1,144,984		400,924		430,441		186,207		830,777
	198,560	102	33,877		32,330	1,144,984	309,543		150,233		50,120		42,310		111,660
	46,912		889,073		199,488	309,543	448,813		77,283		56,285		605,575		173,139
	73,984		606,713		217,090	275,959	114,719		304,303		67,948		570,079		64,250
	599	15	6,420	14	2,743	597	275,959	17	5,350	62	32,375	35	4,150	78	28,110
	620	744	39,994	774	30,038	2,196	3,712,779	1,322	76,978	306	12,551	1,545	60,512	357	13,574
	3,440,345		71,282		33,360		1,165,657		57,630		394,206		75,722		341,011
	306,133		386,622		269,902		12,2		583,793		111,406		525,505		112,835
	12,4		11,1		12,2		13,5		10,8		12,2		12,3		12,2
	8,2		0,7		9,0		10,2		7,6		8,9				

COUNTY TABLE IV.—SPECIFIED LIVESTOCK, 1930, AND

[See Note,

	TYPE OF FARM, BY CLASS OF ANIMALS (See definitions in Introduction)	PEND OREILLE		PIERCE		SAN JUAN		SKAGIT		SKAMANIA		SNOHOMISH	
		Farms reporting	Animals or quantity	Farms reporting	Animals or quantity	Farms reporting	Animals or quantity	Farms reporting	Animals or quantity	Farms reporting	Animals or quantity	Farms reporting	Animals or quantity
1	General farms:												
2	Horses and mules, excluding colts.....number	122	314	130	217	80	172	147	346	26	51	142	219
3	Cows and heifers kept mainly for milk.....number	116	551	218	616	112	459	206	1,121	35	114	232	734
4	Other cattle, including calves.....number	20	146	14	48	9	23	5	14			11	39
5	Sows and gilts.....number	125	1,028	170	787	106	524	189	1,482	20	123	205	883
6	Other hogs, excl. pigs under 3 mos. old.....number	18	47	19	29	12	17	18	27	5	7	20	43
7	Cash-grain farms:	45	294	36	230	24	56	38	344	9	34	44	253
8	Horses and mules, excluding colts.....number	5	13			5	9	57	287			9	57
9	Cows and heifers kept mainly for milk.....number	5	25			6	34	66	640			7	30
10	Other cattle, including calves.....number	2	5					5	21			1	15
11	Sows and gilts.....number	6	44			6	31	63	908			8	41
12	Other hogs, excl. pigs under 3 mos. old.....number	1	2			1	1	11	36			1	2
13	Crop-specialty farms:	2	4			3	7	10	279			3	7
14	Horses and mules, excluding colts.....number	46	211	31	66	2	5	64	163	5	12	31	58
15	Cows and heifers kept mainly for milk.....number	30	115	19	54	4	17	60	400	5	16	26	111
16	Other cattle, including calves.....number	8	68									2	9
17	Sows and gilts.....number	32	285	15	102	4	29	56	499	2	25	21	100
18	Other hogs, excl. pigs under 3 mos. old.....number	2	2	1	3	1	4	6	9	2	2	1	4
19	Fruit farms:	5	33	4	11			11	59	2	4	8	15
20	Horses and mules, excluding colts.....number			340	396	19	36	40	55	25	47	63	84
21	Cows and heifers kept mainly for milk.....number			304	459	18	41	41	127	23	59	64	187
22	Other cattle, including calves.....number			8	9	2	15			2	14	1	1
23	Sows and gilts.....number			182	359	14	69	31	148	23	69	50	142
24	Other hogs, excl. pigs under 3 mos. old.....number			8	14	1	2	3	10	3	15	1	2
25	Truck farms:			36	91	5	15	5	7	5	55	5	12
26	Horses and mules, excluding colts.....number			62	103	3	13	10	19			15	24
27	Cows and heifers kept mainly for milk.....number			16	23	9	43	8	27			9	52
28	Other cattle, including calves.....number			1	1							1	3
29	Sows and gilts.....number			8	17	11	31	6	26			8	45
30	Other hogs, excl. pigs under 3 mos. old.....number				7	1	2					1	3
31	Dairy farms:			2	7	1	1					1	14
32	Horses and mules, excluding colts.....number	50	117	430	825	79	183	701	1,406	26	58	811	1,487
33	Cows and heifers kept mainly for milk.....number	64	502	645	3,325	91	881	1,109	10,993	31	200	1,237	14,043
34	Other cattle, including calves.....number	12	79	12	65	1	1	17	102			1	132
35	Sows and gilts.....number	67	783	624	6,317	89	1,181	1,059	10,226	20	204	1,203	10,331
36	Other hogs, excl. pigs under 3 mos. old.....number	4	6	85	146	10	35	36	98	4	13	43	111
37	Animal-specialty farms:	22	81	140	736	27	169	109	495	6	40	115	373
38	Horses and mules, excluding colts.....number	24	72	13	33	8	18	6	17	3	7	15	22
39	Cows and heifers kept mainly for milk.....number	17	95	12	82	12	33	7	33	4	26	14	65
40	Other cattle, including calves.....number	11	172	6	131	1	1	1	2	1	4	2	9
41	Sows and gilts.....number	21	473	16	341	10	75	6	124	5	23	15	119
42	Other hogs, excl. pigs under 3 mos. old.....number	3	23	8	106	1	1	2	12			8	46
43	Stock ranches:	8	148	8	257	1	3	3	38	1	8	10	254
44	Horses and mules, excluding colts.....number					6	14						
45	Cows and heifers kept mainly for milk.....number					2	2						
46	Other cattle, including calves.....number					3	15						
47	Sows and gilts.....number					4	104						
48	Other hogs, excl. pigs under 3 mos. old.....number					1	1						
49	Poultry farms:					1	2						
50	Horses and mules, excluding colts.....number	11	23	337	453	28	52	130	204	7	16	243	289
51	Cows and heifers kept mainly for milk.....number	7	27	628	1,493	45	158	238	892	0	8	495	1,080
52	Other cattle, including calves.....number			15	25	2	6	3	3			13	16
53	Sows and gilts.....number	8	49	474	1,544	43	153	215	955	4	6	394	951
54	Other hogs, excl. pigs under 3 mos. old.....number			20	44			9	19			17	32
55	Self-sufficing farms:	1	1	56	213	4	8	27	144	1	2	48	106
56	Horses and mules, excluding colts.....number	43	82	94	117	14	20	38	53	22	41	79	105
57	Cows and heifers kept mainly for milk.....number	39	83	106	320	27	52	87	175	36	73	144	238
58	Other cattle, including calves.....number	3	17	7	17	1	1			1	6	6	22
59	Sows and gilts.....number	37	167	144	332	22	44	69	178	22	62	115	298
60	Other hogs, excl. pigs under 3 mos. old.....number	5	6	4	4	2	2	2	3	2	2	3	6
61	Abnormal and unclassified farms:	11	26	20	38	4	4	7	16	4	11	26	87
62	Horses and mules, excluding colts.....number	126	474	260	501	21	36	143	232	31	56	207	334
63	Cows and heifers kept mainly for milk.....number	107	214	519	1,326	34	71	340	1,041	38	83	523	1,217
64	Other cattle, including calves.....number	19	129	17	60	2	2	8	42			18	50
65	Sows and gilts.....number	103	434	392	1,360	20	71	280	1,279	20	137	415	1,266
66	Other hogs, excl. pigs under 3 mos. old.....number	11	32	38	253	1	46	11	49	1	1	18	37
67	SPECIFIED ITEMS, BY TWO TYPES OF FARMS	25	98	70	1,836	7	10	43	577	9	14	77	437
68	Steers, 2 years old and over.....Ranches.....number						24		243		19		143
69	All other.....number		285		181								
70	Sheep, excluding lambs.....Ranches.....number					12	2,891						
71	All other.....number	35	1,036	55	1,115	134	8,886	83	3,288	22	1,768	69	1,515
72	All cows milked.....Dairy.....number	67	927	662	8,889	92	895	1,133	12,359	31	228	1,280	15,291
73	Of beef or dual-purpose breeding.....Dairy.....number	345	1,200	2,020	4,859	280	965	1,112	4,891	148	372	1,602	4,018
74	All other.....number	31	189	43	315	4	11	54	304	4	22	56	365
75	Milk produced.....Dairy.....No. and gals.	112	405	168	422	10	23	40	156	16	29	83	207
76	All other.....No. and gals.	67	386,465	662	7,477,194	92	658,213	1,133	10,156,095	31	152,629	1,280	12,078,399
77	Production, per cow.....Dairy.....gallons	345	639,923	2,020	3,052,052	280	661,382	1,112	3,612,203	148	207,802	1,602	2,545,635
78	All other.....gallons		616		841		735		822		669		790
79	Whole milk sold.....Dairy.....gallons		808		628		685		739		559		634
80	All other.....gallons		112,315		4,884,263		46,548		9,358,064		33,454		10,979,450
81	Cream sold as butterfat.....Dairy.....pounds		35,052		641,357		7,247		2,775,408		14,251		1,044,811
82	All other.....pounds		78,634		726,716		183,401		74,960		32,986		246,891
83	Chickens over 3 months old on farms, Apr. 1, 1930.....Poultry.....number		118,659		366,867		142,249		66,869		33,250		207,287
84	All other.....number	12	2,527	1,131	550,693	58	18,484	344	175,967	15	2,827	1,021	532,391
85	Chicken eggs produced.....Poultry.....dozens	408	15,713	2,187	143,054	338	18,179	1,725	105,041	193	6,125	2,100	118,470
86	Production, per chicken on hand.....Poultry.....dozens		33,251		6,815,188		217,559		2,054,061		38,401		6,920,078
87	All other.....dozens		131,934		1,260,504		152,689		954,494		40,033		1,044,999
88	Production, per chicken on hand.....dozens		13.2		12.4		11.5		11.7		13.6		13.0
	All other.....dozens		8.4		8.8		8.4		9.1		8.0		8.8

AGRICULTURE—WASHINGTON

LIVESTOCK PRODUCTS, 1929, BY TYPE OF FARM—Continued

bottom of p. 8]

SPOKANE		STEVENS		THURSTON		WAHIAKUM		WALLA WALLA		WHATCOM		WHITMAN		YAKIMA			
Farms reporting	Animals or quantity	Farms reporting	Animals or quantity	Farms reporting	Animals or quantity	Farms reporting	Animals or quantity	Farms reporting	Animals or quantity	Farms reporting	Animals or quantity	Farms reporting	Animals or quantity	Farms reporting	Animals or quantity		
461	1,523	557	1,801	136	268	18	27	101	351	171	380	112	477	462	1,548	1	
403	1,495	557	2,089	185	692	20	94	118	511	280	1,305	127	437	495	2,508	2	
19	59	95	495	11	33	6	53	7	68	8	27	12	62	19	95	3	
389	2,046	561	5,272	150	898	19	140	105	748	262	1,444	120	666	484	3,334	4	
102	232	140	241	14	20	2	3	29	67	21	62	53	167	161	333	5	
139	964	236	1,214	44	144	7	32	44	270	33	204	53	404	214	1,585	6	
826	6,224	109	512	10	29	---	---	444	9,349	13	33	1,871	23,721	273	1,593	7	
752	2,505	82	361	7	38	---	---	395	1,343	10	37	1,787	5,749	173	692	8	
45	356	17	209	---	---	---	---	40	473	---	---	256	1,750	21	151	9	
677	3,470	88	896	6	68	---	---	356	2,402	9	43	1,654	10,976	133	1,075	10	
241	668	28	53	1	1	---	---	130	433	1	3	922	3,024	40	84	11	
214	1,407	42	293	2	10	---	---	189	2,141	1	1	814	9,929	65	345	12	
218	955	104	318	14	24	8	16	95	431	38	88	50	328	1,305	5,327	13	
163	360	67	224	12	56	12	53	79	267	41	154	45	129	1,135	4,490	14	
7	24	3	25	4	15	2	8	5	35	3	8	2	12	44	413	15	
124	505	65	394	13	112	11	92	65	317	26	143	35	228	900	5,463	16	
48	196	4	12	3	8	2	6	14	33	3	10	24	190	309	698	17	
38	341	16	53	3	4	3	5	22	116	3	7	27	418	375	2,206	18	
164	293	36	74	96	131	---	---	59	130	41	61	21	62	1,530	3,213	19	
115	185	34	82	87	177	---	---	60	129	42	128	23	55	1,254	2,373	20	
5	6	2	4	3	5	---	---	---	---	---	---	3	42	30	87	21	
54	98	27	80	58	157	---	---	38	89	38	149	18	128	735	1,951	22	
21	52	4	4	5	8	---	---	4	4	3	7	6	26	122	236	23	
37	192	11	208	12	18	---	---	6	36	5	12	8	40	107	1,150	24	
92	170	5	10	6	8	---	---	147	260	10	16	9	20	100	271	25	
49	81	3	4	2	3	---	---	61	64	9	31	7	20	60	155	26	
27	58	3	22	1	2	---	---	2	2	---	---	---	---	10	14	27	
7	13	---	---	---	---	---	---	28	38	6	28	4	21	48	171	28	
14	118	1	1	---	---	---	---	2	2	---	---	---	---	13	16	29	
---	---	---	---	---	---	---	---	20	51	1	12	---	---	18	39	30	
431	1,510	479	1,507	322	637	142	240	105	366	1,030	2,103	54	265	400	1,409	31	
515	5,179	516	4,332	423	3,899	223	2,990	139	1,528	1,488	14,482	79	717	475	5,194	32	
24	158	23	138	10	57	8	66	4	27	30	188	2	9	11	45	33	
495	5,302	510	5,783	411	4,471	226	2,926	137	1,517	1,427	13,370	74	747	453	5,949	34	
37	56	97	100	56	92	44	118	27	63	58	108	16	29	115	283	35	
93	611	189	794	116	614	100	693	39	167	126	491	29	156	153	1,043	36	
47	202	150	667	22	46	---	---	14	72	18	36	39	242	98	640	37	
44	179	121	682	22	135	---	---	16	30	22	124	35	109	100	681	38	
7	160	57	927	5	88	---	---	3	73	3	15	13	138	30	1,061	39	
39	498	150	2,852	23	395	---	---	15	264	19	240	35	315	108	2,894	40	
15	77	51	103	9	39	---	---	9	58	4	23	31	170	43	188	41	
20	246	65	979	10	177	---	---	8	695	9	125	28	787	58	1,102	42	
21	150	6	29	4	16	---	---	14	124	---	---	23	308	47	502	43	
12	78	5	22	2	22	---	---	9	40	---	---	14	56	32	210	44	
12	220	6	130	5	87	---	---	2	77	---	---	10	600	10	595	45	
21	932	7	305	5	225	---	---	11	144	---	---	25	1,871	33	2,254	46	
4	4	3	8	2	2	---	---	2	18	---	---	7	17	3	13	47	
---	---	2	51	2	11	---	---	2	4	---	---	10	111	6	29	48	
139	284	41	114	109	182	7	9	14	35	466	728	10	46	51	114	49	
154	331	44	170	199	498	14	48	22	46	819	3,313	21	54	75	201	50	
5	27	2	3	7	11	---	---	7	10	1	59	2	4	1	5	51	
116	375	42	251	137	511	11	54	17	41	740	3,312	17	58	44	167	52	
10	20	5	7	4	9	---	---	2	4	24	31	4	8	5	7	53	
20	95	11	121	19	121	---	---	1	16	64	223	6	77	13	78	54	
166	358	186	525	52	74	12	14	26	75	37	51	23	60	39	102	55	
166	304	166	404	63	126	18	63	27	53	74	139	39	67	51	87	56	
11	25	28	207	6	16	2	7	1	1	---	---	---	---	---	---	57	
118	334	160	732	50	133	17	72	17	38	66	204	28	68	33	64	58	
14	18	15	21	3	4	---	---	2	3	4	7	5	6	4	5	59	
30	70	51	131	13	38	7	10	4	11	6	11	7	17	13	34	60	
332	765	341	883	195	304	22	30	63	210	186	320	71	372	213	784	61	
329	843	280	795	321	796	59	211	90	284	462	1,221	100	220	214	631	62	
8	17	24	831	25	215	5	15	4	6	16	68	7	84	10	294	63	
229	896	238	1,108	227	805	57	223	67	206	378	1,249	74	548	149	969	64	
35	163	34	44	13	20	1	1	11	42	11	18	23	64	33	169	65	
65	1,339	73	217	35	77	6	25	17	396	49	272	32	274	58	511	66	
---	---	---	---	---	---	---	---	---	---	---	---	---	---	---	---	---	---
---	189	---	81	---	57	---	---	---	17	---	---	---	359	---	561	67	
---	373	---	1,316	---	122	---	---	---	301	---	251	---	992	---	1,441	68	
3	26	2	2,000	3	372	---	---	14	25,735	---	---	13	22,139	50	109,341	69	
154	4,839	218	12,918	69	2,781	15	308	142	7,858	37	2,397	387	18,343	329	30,287	70	
531	6,047	527	4,748	433	4,374	229	3,044	142	1,685	1,547	16,209	81	810	482	5,697	71	
2,357	7,080	1,437	6,149	893	2,599	129	475	915	2,892	1,830	7,040	2,304	7,553	3,733	13,063	72	
79	579	85	683	47	385	9	43	10	67	73	382	0	48	11	46	73	
317	933	436	1,887	102	342	3	9	83	252	56	146	483	1,408	183	533	74	
531	4,362,771	527	3,177,773	433	2,967,123	229	2,038,292	142	1,215,066	1,547	12,247,194	81	642,894	482	4,373,366	75	
2,357	4,014,557	1,437	3,204,812	893	1,382,828	129	258,015	915	1,636,025	1,830	4,498,566	2,304	4,092,798	3,733	8,797,040	76	
---	---	---	669	---	609	---	---	---	721	---	759	---	704	---	768	77	
---	---	---	521	---	532	---	---	---	566	---	638	---	542	---	673	78	
---	3,290,051	---	799,662	---	1,743,336	---	141,563	---	560,771	---	10,938,086	---	393,351	---	1,988,450	79	
---	807,162	---	186,484	---	289,015	---	3,989	---	265,169	---	2,824,206	---	264,522	---	1,839,620	80	
---	208,498	---	664,936	---	316,313	---	625,001	---	194,902	---	269,542	---	54,392	---	667,683	81	
---	534,733	---	616,453	---	183,230	---	47,561	---	269,649	---	274,122	---	712,488	---	1,510,085	82	
---	107,312	52	9,387	240	99,841	14	5,415	34	8,638	1,124	625,421	26	6,184	107	40,513	83	
---	3,090	2,010	171,479	1,191	57,135	297	11,418	1,103	60,640	2,050	156,401	2,396	142,117	4,650	201,481	84	
---	1,237,743	---	121,085	---	1,278,213	---	57,983	---	75,739	---	8,305,588	---	69,346	---	473,181	85	
---	1,282,636	---	641,265	---	469,705	---	102,759	---	466,207	---	1,499,360	---	1,117,265	---	1,488,650	86	
---	11.5	---	12.9	---	12.8	---	10.7	---	8.7	---	13.3	---	11.3	---	11.7	87	
---	7.7	---	9.0	---	8.2	---	9.0	---	7.7	---	9.6	---	7.9	---	7.4	88	

[See NOTE,

TYPE AND SIZE (See definitions in Introduction)		THE STATE	Adams	Asotin	Benton	Chelan	Clallam	Clark	Columbia	Cowlitz	Douglas	Ferry	Franklin
		Number	Number	Number	Number	Number	Number	Number	Number	Number	Number	Number	Number
1	General farms:												
2	Under 10 acres.....	683	3	32	34	7	5	28	4	9	1		8
3	10 to 19 acres.....	834		6	59	2	10	27	2	7	1		11
4	20 to 49 acres.....	1,794		3	98	6	30	177	9	39		4	12
5	50 to 99 acres.....	1,240		1	19	10	20	104	7	48		14	4
6	100 to 174 acres.....	1,259	1	3	2	14	27	80	10	39	5	50	4
7	175 to 259 acres.....	431	2	7		14	5	4	6	8	4	15	
8	260 to 499 acres.....	573	7	7		12	5	4	8	3	15	30	
9	500 to 999 acres.....	240	3	1	1	6		1	8	1	23	12	2
10	1,000 acres and over.....	67	3	1	3	1			3		16	1	
11	Cash-grain farms:												
12	Under 20 acres.....	44			1		1	3				1	
13	20 to 49 acres.....	214		1			1	13	4		1	3	
14	50 to 99 acres.....	384	1	7			1	6	4		1	6	
15	100 to 174 acres.....	794	5	5		2		6	16		13	6	5
16	175 to 259 acres.....	560	2	1		1		1	25		6	2	7
17	260 to 499 acres.....	2,021	116	30	2	1			74		96	5	35
18	500 to 999 acres.....	2,451	269	41	18	3			113		199	1	111
19	1,000 to 4,999 acres.....	1,953	292	63	45				70		166		7
20	5,000 to 9,999 acres.....	45	5	1	1				2		5		1
21	10,000 acres and over.....	3											
22	Crop-specialty farms:												
23	Under 10 acres.....	133		5	14			7	1			1	
24	10 to 19 acres.....	308		1	54	2	6	13	3			1	4
25	20 to 49 acres.....	1,177		1	129	7	17	73	2	5	2	4	7
26	50 to 99 acres.....	934		1	69	6	12	38	2	7		8	2
27	100 to 174 acres.....	625	1	1	14	6	2	23		3	1	15	2
28	175 to 259 acres.....	222	1	1	7	3	3	7		3		6	
29	260 to 499 acres.....	235	1	3	10	4	1	3		3	6	7	1
30	500 to 999 acres.....	81			4	1			3		1	1	
31	1,000 acres and over.....	36	1		2	1			1		3		
32	Fruit farms:												
33	Under 3 acres.....	259		28	2	40	1	1	2		4		
34	3 to 9 acres.....	2,353		80	70	522	2	74	3	5	113		
35	10 to 19 acres.....	2,952		20	161	550	2	131	2	10	152		6
36	20 to 49 acres.....	2,787		13	166	366		267	7	23	89		7
37	50 to 99 acres.....	800			34	123		90	5	13	31		1
38	100 to 174 acres.....	406			13	94	1	46	1	8	23		
39	175 to 259 acres.....	141		1	2	33	2	13	5	1	7		
40	260 to 499 acres.....	110		1		31	1	4		1	9		
41	500 acres and over.....	60		1		16					7		
42	Truck farms:												
43	Under 3 acres.....	49			1	3				2			2
44	3 to 9 acres.....	388		3				1		1	1		9
45	10 to 19 acres.....	361		2	21	1		9		2	1		21
46	20 to 49 acres.....	324		1	10	1		14		4	4		
47	50 to 99 acres.....	66			3			4		2			2
48	100 to 259 acres.....	57		1	1			2					
49	260 acres and over.....	18				1					1		
50	Dairy farms:												
51	Under 10 acres.....	403		15	10	3	7	9	1	10	1		
52	10 to 19 acres.....	993		3	47	3	26	31	2	6	1		4
53	20 to 49 acres.....	3,556	1	3	78	3	61	222	4	61		4	5
54	50 to 99 acres.....	3,160		2	3	2	91	248	2	81		7	5
55	100 to 174 acres.....	2,387	3	2	9	13	78	185	3	77	3	20	3
56	175 to 259 acres.....	767	3	2	4	2	27	53	4	26		7	
57	260 to 499 acres.....	727	7	3	2	20	13	29	2	22	8	17	1
58	500 to 999 acres.....	250	3	3	3	2		7	5	5	8	7	1
59	1,000 acres and over.....	90	1	1	2	2			2		10		
60	Animal-specialty farms:												
61	Under 20 acres.....	80		1	2			4		1		1	
62	20 to 49 acres.....	142			9	1	2	8		1		2	
63	50 to 99 acres.....	194		1	4	1		9	3	0		8	
64	100 to 174 acres.....	270		2	3	1	7	4	1	4	1	27	
65	175 to 259 acres.....	131		1	1	3	2	3	1	2	1	16	
66	260 to 499 acres.....	208		2	1	3	1	4		3		13	
67	500 to 999 acres.....	120		2		1				1	8	3	
68	1,000 acres and over.....	82			2	1			1		10		
69	Stock ranches:												
70	Under 3 acres.....	24			3								6
71	3 to 9 acres.....	23			1	1						1	1
72	10 to 174 acres.....	45		2						1		4	
73	175 to 259 acres.....	21				1				1			
74	260 to 499 acres.....	84		4	1					1		10	
75	500 to 999 acres.....	132		14	1	1			7		2	7	1
76	1,000 to 4,999 acres.....	240	6	11	5	1			9	1	8	6	2
77	5,000 to 9,999 acres.....	61	4	3	3				4		2	1	6
78	10,000 acres and over.....	55	6	2	4	1							7
79	Poultry farms:												
80	Under 3 acres.....	741	3	3	4	3	3	12		12	1		
81	3 to 9 acres.....	2,324	1	10	16	5	10	114		28	2	1	
82	10 to 19 acres.....	1,960	1	2	22	2	14	107		23	4		
83	20 to 49 acres.....	2,338	2	3	28	4	8	159		47			
84	50 to 99 acres.....	770	1		3	1	14	62		21	1	3	
85	100 to 174 acres.....	322			3	3	6	16		11	2	6	
86	175 to 259 acres.....	94			1	2	1	4		4	4	2	
87	260 to 499 acres.....	54			1			1		5	4	3	
88	500 acres and over.....	24				1					5	1	
89	Self-sufficing farms:												
90	Under 3 acres.....	53											
91	3 to 9 acres.....	785	1	12	15	7	5	42	4	11	3		
92	10 to 19 acres.....	714		2	5	7	3	58	5	14	1	2	
93	20 to 49 acres.....	943		2	2	11	15	53	3	43	1	11	
94	50 to 99 acres.....	468				9	11	26	3	26		11	
95	100 to 174 acres.....	601	4	4		12	9	8	5	21		48	
96	175 to 259 acres.....	120	1	1		3		5	4	3	3	8	
97	260 to 499 acres.....	97	3	1		2		4		2	3	14	
98	Abnormal farms:												
99	Under 3 acres.....	450	1	8	12	22	3	3		6	9		
100	3 to 9 acres.....	2,799	4	52	58	28	10	175	19	42	9	1	1
101	10 to 19 acres.....	2,148	3	5	44	19	19	147	4	32	7	3	9
102	20 to 49 acres.....	2,400	4	3	21	18	40	125	5	85	2	9	6
103	50 to 99 acres.....	900	5	5	1	14	20	48	4	35	5	20	
104	100 to 174 acres.....	707	3	4	1	14	12	25	2	17	2	35	2
105	175 to 259 acres.....	148		1	2	5	1	2		2	3	8	
106	260 to 499 acres.....	183	2	3	1	5	1	2		2	2	10	3
107	500 acres and over.....	108	1	2	2	6	1	2		1	5		

COUNTY TABLE V.—TYPE OF FARM, BY SIZE, 1930—Continued

[See Note, bottom of p. 8]

	San Juan	Skagit	Skama- nia	Snoho- mlsh	Spokane	Stevens	Thurston	Wahkia- kum	Walla Walla	What- com	Whitman	Yakima
TYPE AND SIZE (See definitions in Introduction)	Number	Number	Number	Number	Number	Number	Number	Number	Number	Number	Number	Number
General farms:												
Under 10 acres.....	6	20	1	83	47	7	20	1	31	27	15	47
10 to 19 acres.....	21	54	5	65	44	3	35	6	21	58	14	83
20 to 49 acres.....	30	77	10	120	87	50	72	10	31	137	34	219
50 to 99 acres.....	33	48	11	47	99	88	38	5	12	58	26	133
100 to 174 acres.....	15	21	4	14	131	250	28	3	20	32	27	52
175 to 259 acres.....	16	12	3	2	63	84	17	1	10	3	6	16
260 to 499 acres.....	7	6	4	3	69	124	7	1	3	3	10	11
500 to 999 acres.....	1	1	4	1	23	26	4	1	4	2	4	7
1,000 acres and over.....					1	3			2		3	1
Cash-grain farms:												
Under 20 acres.....	2	4		3	2				6	3	2	19
20 to 49 acres.....	2	20		2	1	1	3		5	10	11	76
50 to 99 acres.....	1	13		3	2	19	4		16	10	47	124
100 to 174 acres.....	1	27		6	185	44	4		28	5	212	49
175 to 259 acres.....	2	8		2	124	10	2		25		221	18
260 to 499 acres.....	1	17		1	350	41	1		96		681	15
500 to 999 acres.....		3		1	163	10	2		123		581	19
1,000 to 4,999 acres.....					40	2			185		224	15
5,000 to 9,999 acres.....									9		7	
10,000 acres and over.....									1			
Crop-specialty farms:												
Under 10 acres.....	1	13	1	4	9	3		1	8	4	2	33
10 to 19 acres.....	2	20		13	25	6	3	4	15	14	7	77
20 to 49 acres.....	1	42	3	22	38	7	7	7	34	46	9	615
50 to 99 acres.....	1	19	4	7	51	30	4	1	29	20	12	494
100 to 174 acres.....	1	17	2	6	66	74	3	1	25	13	8	201
175 to 259 acres.....	1	4		2	31	15	4		10	2	4	64
260 to 499 acres.....	1	1		1	40	19	3		2	1	11	45
500 to 999 acres.....		1		1	13	3	1		2		7	8
1,000 acres and over.....				1	5		1		2		4	3
Fruit farms:												
Under 3 acres.....		1		4	4		3		4			35
3 to 9 acres.....		26	4	45	65	4	37		31	26	1	503
10 to 19 acres.....	3	18	7	59	84	11	38		28	20	4	624
20 to 49 acres.....	8	20	20	51	70	11	73		22	23	3	1,012
50 to 99 acres.....	7	4	14	11	29	12	19		6	15	6	215
100 to 174 acres.....	4	2	9	2	12	8	4		4	2	2	79
175 to 259 acres.....	3	2	3	1	4	3	1		2	2	4	14
260 to 499 acres.....	2	3	2	1	4	3	2		2	4	4	3
500 acres and over.....					2							
Truck farms:												
Under 3 acres.....		4		5	1		1		2	3		9
3 to 9 acres.....	1	7		10	29		3		69	7	3	34
10 to 19 acres.....	1	3		8	42		3		66	6	3	31
20 to 49 acres.....	2	7		2	28		4		36	10	2	51
50 to 99 acres.....	1	3		2	18		1		3		2	19
100 to 174 acres.....	4	1		1	12		2			1	2	15
260 acres and over.....	4			1	4		1				2	
Dairy farms:												
Under 10 acres.....	2	43	1	48	25	6	5	2	16	55	12	27
10 to 19 acres.....	19	156	2	139	19	9	28	11	16	120	9	47
20 to 49 acres.....	24	498	7	609	64	41	104	48	37	644	17	178
50 to 99 acres.....	31	250	12	348	72	96	112	77	34	492	14	118
100 to 174 acres.....	7	137	2	168	127	219	95	59	24	186	14	71
175 to 259 acres.....	8	30	2	40	55	62	36	18	4	35	11	14
260 to 499 acres.....	7	14	5	17	104	79	42	6	4	12	3	16
500 to 999 acres.....	1	4		6	51	15	10	2	5	3	1	10
1,000 acres and over.....		1		2	14		1					1
Animal-specialty farms:												
Under 20 acres.....	1	7	1	7	5	4	4		5	7	3	16
20 to 49 acres.....		4	1	8	6	3	3		7	12	7	24
50 to 99 acres.....	0	2		6	12	12	7		1	4	7	43
100 to 174 acres.....	0	1	3	3	14	47	9		3	7	13	19
175 to 259 acres.....		1		6	6	4	4		3	1	5	4
260 to 499 acres.....	4	1		8	27	2	2		1	1	7	7
500 to 999 acres.....		1		4	14		14		1		3	0
1,000 acres and over.....				4	3		2				3	3
Stock ranches:												
Under 3 acres.....												10
3 to 99 acres.....									1			14
100 to 174 acres.....	1					1			2			14
175 to 259 acres.....	1				2							3
260 to 499 acres.....	5				4				3		1	5
500 to 999 acres.....	3				7				1		4	6
1,000 to 4,999 acres.....	2				2		5		4		17	0
5,000 to 9,999 acres.....					4		1		3		3	4
10,000 acres and over.....									4		3	6
Poultry farms:												
Under 3 acres.....	1	25		75	46	2	8	1	8	122	2	11
3 to 9 acres.....	4	81	2	413	90	1	58	1	10	214	7	40
10 to 19 acres.....	14	100	4	273	67	2	62		7	234	3	23
20 to 49 acres.....	9	102	4	218	40	4	40		7	408	11	27
50 to 99 acres.....	14	30	5	29	33	11	78	5	2	153	2	5
100 to 174 acres.....	11	10	2	12	20	18	30	4	4	24	4	4
175 to 259 acres.....	1	2		2	11	8	12		4	4		2
260 to 499 acres.....	3	1		1	4	5	1		2	2	2	
500 acres and over.....	2				1							
Self-sufficing farms:												
Under 3 acres.....		2		2	2		2		2	6	2	
3 to 9 acres.....	4	31	6	80	56	12	32	2	12	32	12	32
10 to 19 acres.....	4	29	12	78	43	11	20	8	12	31	10	17
20 to 49 acres.....	19	47	10	78	61	39	39	6	9	43	8	18
50 to 99 acres.....	4	12	4	28	52	30	10	4	4	10	3	5
100 to 174 acres.....	13	4	4	11	52	98	4	3	3	6	3	3
175 to 259 acres.....		1		2	19	11	3		2	2		
260 acres and over.....					8		5					1
Abnormal farms:												
Under 3 acres.....		13	1	19	34	2	13	1	18	31	9	17
3 to 9 acres.....	3	107	8	332	170	34	137	10	73	172	54	154
10 to 19 acres.....	11	122	8	217	89	37	152	14	28	180	24	89
20 to 49 acres.....	15	148	16	261	122	85	148	10	16	212	16	82
50 to 99 acres.....	9	37	8	43	61	79	45	4	4	63	9	20
100 to 174 acres.....	4	12	3	8	65	124	22	7	7	17	1	9
175 to 259 acres.....	3	3	3	3	10	23	3		2	2	1	2
260 to 499 acres.....	3	1	1	3	12	10	4		1	2	5	3
500 acres and over.....	3	1	1	1	6	14	3			1	3	3

AGRICULTURE—WASHINGTON

341

COUNTY TABLE VI.—TYPE OF FARM, BY SPECIFIED VALUE OF FARM PRODUCTS SOLD, TRADED, OR USED BY OPERATOR'S FAMILY, 1929

[See Note, bottom of p. 8]

TYPE, BY VALUE OF PRODUCTS (See definitions in Introduction)		THE STATE	Adams	Asotin	Benton	Chelan	Clallam	Clark	Columbia	Cowlitz	Douglas	Ferry	Franklin
		Number	Number	Number	Number	Number	Number	Number	Number	Number	Number	Number	Number
1	General farms:												
2	Under \$400	569	1	13	14		5	39	5	18	3	13	3
3	\$400-\$599	820	1	7	23		17	50	4	25	10	15	1
4	\$600-\$999	1,859	8	18	60	28	26	133	17	50	19	41	9
5	\$1,000-\$1,499	1,506	3	10	42	20	24	95	17	40	12	31	3
6	\$1,500-\$2,499	1,306	3	6	53	20	17	81	5	18	15	14	8
7	\$2,500-\$3,999	662	2	5	25	2	9	36	2	4	2	8	3
8	\$4,000-\$5,999	251	1	1	4			14					
9	\$6,000-\$9,999	109		1	3		1	6					1
	\$10,000 and over	39			2			1					1
10	Cash-grain farms:												
11	Under \$250	136	8	1	1			5			13	1	12
12	\$250-\$599	267	2	4	8		2	7			29	6	5
13	\$600-\$999	408	16	6	6		1	8			40	4	4
14	\$1,000-\$1,499	515	19	6	6			4	11		55	7	3
15	\$1,500-\$2,499	1,187	62	23	10			5			105		16
16	\$2,500-\$3,999	1,633	142	28	15		1				123		15
17	\$4,000-\$5,999	1,603	166	34	33						60		24
18	\$6,000-\$9,999	1,503	166	33	17						32		34
19	\$10,000-\$19,999	929	94	20	3						60		35
	\$20,000 and over	264	27	2					24		2		19
20	Crop-specialty farms:												
21	Under \$250	244		2	17			19				6	
22	\$250-\$599	456		4	37		9	26	2	0	3	20	1
23	\$600-\$999	482		3	49		9	32	2		5	7	1
24	\$1,000-\$1,499	393		1	35		5	28	4	7	1	7	4
25	\$1,500-\$2,499	598	2	3	46		9	20			2	1	2
26	\$2,500-\$3,999	554	1		45		3	21	1	2	3	2	4
27	\$4,000-\$5,999	425	1		34		1	6			1		3
28	\$6,000-\$9,999	369			27		2	3			1		1
	\$10,000 and over	257			9			3			1		
29	Fruit farms:												
30	Under \$250	244		3	7	10		31	1	3	1		1
31	\$250-\$599	809		43	29	41	1	53		8	7		2
32	\$600-\$999	1,130		36	62	72	5	99	7	16	12		2
33	\$1,000-\$1,499	1,186		29	68	103	1	97		14	17		
34	\$1,500-\$2,499	1,030		103	185			134	4	18	48		3
35	\$2,500-\$3,999	1,582		11	84		1	111	3		77		3
36	\$4,000-\$5,999	1,209		5	46	333	1	58	3	1	69		2
37	\$6,000-\$9,999	1,059		1	30	350		23		1	105		
38	\$10,000-\$19,999	709		15	267			8	4		71		1
	\$20,000 and over	307		3	7	107		2	3		28		
39	Truck farms:												
40	Under \$400	78			11			2		4	1		2
41	\$400-\$599	87			7		1	2			2		2
42	\$600-\$999	169		3	16	5		3		2	2		3
43	\$1,000-\$1,499	200		2	17			0		1	1		7
44	\$1,500-\$2,499	293		1	5			0		1	1		0
45	\$2,500-\$3,999	210		1	3			4			2		7
46	\$4,000-\$5,999	120			1			3			4		4
47	\$6,000-\$9,999	82			2			5			1		1
	\$10,000 and over	55						1					
48	Dairy farms:												
49	Under \$400	266			7	1	2	20		8			2
50	\$400-\$599	710		2	15	5	11	55	3		1		4
51	\$600-\$999	2,199	3	8	33	49	40	157	6	54	10	15	1
52	\$1,000-\$1,499	2,589	2	3	54	8	52	182	4	54	9	16	3
53	\$1,500-\$2,499	3,078	5	8	47	10	82	194	3	57	8	10	8
54	\$2,500-\$3,999	2,023	4	8	17	9	51	109	1	43	1	7	4
55	\$4,000-\$5,999	982	2	4	7	7	9	81	1	28	1	2	1
56	\$6,000-\$9,999	579		2	5	7	39	17		18	1		
57	\$10,000-\$19,999	247		1	3	7	18	18		7			1
	\$20,000 and over	50			1			2		2			1
58	Animal-specialty farms:												
59	Under \$400	44			1	1	1	2		2		3	
60	\$400-\$599	68			2	2	4	4		3	2	10	
61	\$600-\$999	187		1	2	4	3	6	2	4	4	14	
62	\$1,000-\$1,499	222		2	5	4	3	6	2	7	3	15	
63	\$1,500-\$2,499	289		2	7	4		8	1	4	5	13	
64	\$2,500-\$3,999	206		2	1	1	2	4	1	1	4	9	
65	\$4,000-\$5,999	113		1	1	1	2	1		1	1	4	
66	\$6,000-\$9,999	68		1	1	1		1		1	1	2	
	\$10,000 and over	42			1				2				
67	Stock ranches:												
68	Under \$250	43		3									
69	\$250-\$599	34		3	1				1		1	6	
70	\$600-\$999	51	1						2		1	4	1
71	\$1,000-\$1,499	55		5	1				3		5	9	
72	\$1,500-\$2,499	100		6		3			2		1	4	1
73	\$2,500-\$3,999	85	2		1				1		1	3	2
74	\$4,000-\$5,999	60	3		4				1		2	7	
75	\$6,000-\$9,999	76	3		3				4		4	7	
76	\$10,000-\$19,999	85	1		4				4		4	7	
	\$20,000 and over	90	6		4	2			2			2	5
77	Poultry farms:												
78	Under \$400	222	1	1	2	3	1	13			1	1	
79	\$400-\$599	364	2	2	5	3	2	29		5		3	
80	\$600-\$999	1,100	2	4	12	4	4	58		19	8	4	
81	\$1,000-\$1,499	1,419	1	5	14	8	14	95		28	3	3	
82	\$1,500-\$2,499	2,107	1	2	23	1	14	129		33	5	2	
83	\$2,500-\$3,999	1,757	1	2	12	1	14	108		35		8	
84	\$4,000-\$5,999	1,040		2	5	1	6	52		21	1		
85	\$6,000-\$9,999	458		4	4	1	1	18		6		6	
	\$10,000 and over	166		1	1			4		3			
86	Self-sufficing farms:												
87	Under \$250	1,465	2	8	7	15	10	74	8	54	1	43	
88	\$250-\$599	1,001	4	8	18	14	12	67	9	33	7	25	
89	\$600-\$999	674	2	5	2	11	17	31	9	22	2	22	
90	\$1,000-\$1,499	443	1			11	3	17	4	11	1	4	
	\$1,500-\$2,499	46					1	2		1			
91	Abnormal farms:												
92	Under \$250	2,696	6	20	30	35	23	179	11	60	14	34	2
93	\$250-\$599	5,094	12	43	79	63	48	248	15	123	19	34	12
94	\$600-\$999	1,563	3	16	29	25	16	79	10	29	9	6	7
95	\$1,000-\$2,499	230	1		1		2	8		6	1	8	
96	\$2,500-\$5,999	148	1	3	1	1	7	10		3		3	
	\$6,000 and over	112		1	3		1	6		1		1	

COUNTY TABLE VI.—TYPE OF FARM, BY SPECIFIED VALUE OF FARM

[See Note,

TYPE, BY VALUE OF PRODUCTS (See definitions in Introduction)		Garfield	Grant	Grays Harbor	Island	Jefferson	King	Kitsap	Kittitas	Klickitat	Lewis	Lincoln	Mason
		Number	Number	Number	Number	Number	Number	Number	Number	Number	Number	Number	Number
1	General farms:												
2	Under \$400		4	12	8	8	38	20	5	6	18	6	7
3	\$400-\$599		3	15	16	2	33	26	3	13	47	12	10
4	\$600-\$999	7	5	58	20	13	83	43	18	26	105	25	19
5	\$1,000-\$1,499	2	14	49	18	12	56	27	24	18	93	23	17
6	\$1,500-\$2,499	3	11	30	23	8	23	16	33	17	74	15	17
7	\$2,500-\$3,999		3	16	11	2	11	4	47	9	47	7	4
8	\$4,000-\$5,999		3	8	5	3	8	2	20	3	18	1	
9	\$6,000-\$9,999			1	1	1	1		14		7	2	
	\$10,000 and over						2		6		1		
10	Cash-grain farms:												
11	Under \$250		16							9		5	
12	\$250-\$599	4	9		3				6	9	6	22	
13	\$600-\$999	3	21		9				12	8	22	29	
14	\$1,000-\$1,499	10	30	2	2				14	27	10	43	
15	\$1,500-\$2,499	20	76	2	7				23	74	13	161	
16	\$2,500-\$3,999	56	93		11				38	90	10	241	
17	\$4,000-\$5,999	43	65	1	3				30	47		284	
18	\$6,000-\$9,999	76	37		6				12	39	3	209	
19	\$10,000-\$19,999	71	9		1				3	10	1	92	
	\$20,000 and over	16								1		10	
20	Crop-specialty farms:												
21	Under \$250		2	1	4		11			8			
22	\$250-\$599		3	3	1		12	1		16	9		
23	\$600-\$999		4	4	3		12		15	10	10	3	
24	\$1,000-\$1,499		5	1	1		3	1	5	5	5		
25	\$1,500-\$2,499		7	3	5	1	4	1	10	7	3	1	
26	\$2,500-\$3,999		3	1	2		2		21	4	1	1	
27	\$4,000-\$5,999		2				2		29	2	4	1	
28	\$6,000-\$9,999		2				1		26		2	1	
	\$10,000 and over		2	1			1		27		1		
29	Fruit farms:												
30	Under \$250		3		5		22	4		17			
31	\$250-\$599		3	9	36		58	11	2	10	15	1	4
32	\$600-\$999	1	2	9	18		74	17	1	21	11	4	7
33	\$1,000-\$1,499	2	10	8	15		75	10	2	15	12	5	6
34	\$1,500-\$2,499	2	13	11	16		56	21	1	21	10	8	2
35	\$2,500-\$3,999	4	14		4		20	15	4	18	2	7	
36	\$4,000-\$5,999	1	8		2		16	3	4	2	3	2	
37	\$6,000-\$9,999	1	13				7		6	5	1	2	
38	\$10,000-\$19,999		12				4		4	4			
	\$20,000 and over		8				2		1	1			
39	Truck farms:												
40	Under \$400	1					10						
41	\$400-\$599		2	3	1		20	2		3	1		
42	\$600-\$999		1	1			44	1	1	1	3		
43	\$1,000-\$1,499		2	3			42	6	1	2	4		
44	\$1,500-\$2,499	1	3	1	2		84	4	2	2	3		
45	\$2,500-\$3,999		1	1			58	2	1	3			
46	\$4,000-\$5,999	1		1			42	2		1	1		
47	\$6,000-\$9,999						29			2			
	\$10,000 and over						30			3			
48	Dairy farms:												
49	Under \$400		1		13		15	5	1		7	3	
50	\$400-\$599		2	6	20	1	53	19	4	4	60	4	0
51	\$600-\$999	2	5	36	36	9	130	57	30	24	135	14	15
52	\$1,000-\$1,499	5	5	57	29	12	187	60	40	18	215	12	28
53	\$1,500-\$2,499	1	11	73	27	23	214	27	44	20	215	16	23
54	\$2,500-\$3,999	1	2	41	19	17	200	20	44	21	110	10	13
55	\$4,000-\$5,999		3	26	13	10	109	8	15	8	51	4	6
56	\$6,000-\$9,999	1	1	6	4	5	94	7	8	7	23	6	5
57	\$10,000-\$19,999		1	2	1	1	54	2	1	7	4	2	2
	\$20,000 and over		6				16						
58	Animal-specialty farms:												
59	Under \$400						5				1		
60	\$400-\$599				3			1			2	1	
61	\$600-\$999	2	1	1	3	4	5		3	5		1	1
62	\$1,000-\$1,499	1	1	5	5		6	2	3	13	7	0	1
63	\$1,500-\$2,499		3	8	2		3	1	8	19	18	3	3
64	\$2,500-\$3,999	1	1	4	2		2		2	21	9	1	
65	\$4,000-\$5,999		1	4			1		11	8	11	1	
66	\$6,000-\$9,999		1	3					5	0	2	1	
	\$10,000 and over	3	1				1		3	4	1		
67	Stock ranches:												
68	Under \$250		10						1	6		7	
69	\$250-\$599	4	5							1		1	
70	\$600-\$999	1	11						1	2		3	
71	\$1,000-\$1,499	1	12						1	2		3	
72	\$1,500-\$2,499	5	7						1	3		5	
73	\$2,500-\$3,999	3	10						4	3		7	
74	\$4,000-\$5,999	2	3						6	5		7	
75	\$6,000-\$9,999	3	3						6	8		3	
76	\$10,000-\$19,999	3	13						8	4		3	
	\$20,000 and over	2	5						12	6		2	
77	Poultry farms:												
78	Under \$400		1	2	9	1	44	13			8		
79	\$400-\$599			6	10	1	44	29		1	18	2	3
80	\$600-\$999		1	22	10	6	155	83		1	64	6	8
81	\$1,000-\$1,499		2	28	41	9	102	102	6	2	80	4	8
82	\$1,500-\$2,499		9	34	79	6	215	166	4	7	155	2	15
83	\$2,500-\$3,999		2	25	70	20	237	111	1	2	159	2	21
84	\$4,000-\$5,999		19	51	8	8	147	78	2	2	96	1	2
85	\$6,000-\$9,999		7	25	2	2	80	24	2	2	93	1	4
	\$10,000 and over		6				44	4			6		3
86	Self-sufficing farms:												
87	Under \$250	5	3	19	14	8	77	50	5	22	100	21	18
88	\$250-\$599	3	4	24	9	5	69	23	5	10	68	9	15
89	\$400-\$599	3	1	26	9	10	53	13	3	11	54	8	14
90	\$600-\$999		1	27	2	11	39	21	1	7	28	8	14
	\$1,000-\$1,499			10			3				3	1	2
91	Abnormal farms:												
92	Under \$250	1	26	35	19	3	179	63	12	47	205	4	14
93	\$250-\$599	4	26	138	38	23	450	168	23	68	432	13	71
94	\$600-\$999		10	54	14	10	130	49	12	23	106	7	17
95	\$1,000-\$2,499	2		5	2		7	6		6	9	3	3
96	\$2,500-\$5,999		1	4			5	5		1	11	1	4
	\$6,000 and over	1				1	10	6		1	7	2	1

COUNTY TABLE VII.—TYPE OF FARM, BY

[See Note,

TYPE, BY TENURE OF OPERATOR (See definitions in Introduction)		THE STATE	Adams	Asotin	Benton	Chelan	Clallam	Clark	Colum- bia	Cowlitz	Douglas	Ferry	Franklin
		Number	Number	Number	Number	Number	Number	Number	Number	Number	Number	Number	Number
1	General farms:												
2	Full owners.....	5,263	12	43	148	58	88	341	42	127	22	106	21
3	Part owners.....	862	5	11	37	11	11	60	6	9	27	10	2
4	Managers.....	63			1			5		2		2	
5	Tenants—												
6	Cash.....	537		3	12	2	3	40	5	10	4	4	2
7	Other.....	396	2	4	18	1		9	4	6	13	4	4
8	Cash-grain farms:												
9	Full owners.....	2,325	114	48	6	5	3	22	72		89	9	29
10	Part owners.....	2,598	250	68	34	1		1	105		194	5	91
11	Managers.....	80	5		1			1	4		4		2
12	Tenants—												
13	Cash.....	293	5		1	1		5	7		6		2
14	Other.....	3,143	310	42	34				120		194	4	43
15	Crop-specialty farms:												
16	Full owners.....	2,074	3	10	170	31	36	113	5	16	7	38	11
17	Part owners.....	546	1	1	42	6	2	20	2	4	4	1	2
18	Managers.....	77			5			2					1
19	Tenants—												
20	Cash.....	483		1	18		4	26		2	1	4	1
21	Other.....	569		1	64	1		3	2	1	2		1
22	Fruit farms:												
23	Full owners.....	7,768		141	304	1,438	9	474	19	60	348		7
24	Part owners.....	742		10	58	82		62	2		25		2
25	Managers.....	461		1	30	124		7			33		
26	Tenants—												
27	Cash.....	253		2	19	9		39	2	1	1		1
28	Other.....	651		6	46	131		34	2		28		4
29	Truck farms:												
30	Full owners.....	649		2	48	5		15		4	6		26
31	Part owners.....	155		5	6			1		2			6
32	Managers.....	117			1			3					
33	Tenants—												
34	Cash.....	310			4			10			1		2
35	Other.....	63			3		1	1					
36	Dairy farms:												
37	Full owners.....	8,924	9	20	117	35	222	526	14	184	12	42	10
38	Part owners.....	1,531	7	9	29	3	47	133	3	50	8	10	7
39	Managers.....	98				2	5	9		2			
40	Tenants—												
41	Cash.....	1,671	1	1	17	5	52	108		40	2	6	2
42	Other.....	499	1	3	23	5	7	14	1	5	9	4	
43	Animal-specialty farms:												
44	Full owners.....	820		6	13	10	8	22	4	17	8	56	
45	Part owners.....	194			1		2	2	3	2	8	9	
46	Managers.....	25		1	1			1					
47	Tenants—												
48	Cash.....	106			1	1	1	5		2		4	
49	Other.....	88		2	6		1	2			4	1	
50	Stock ranches:												
51	Full owners.....	304	4	16	5	3			4	3	6	18	10
52	Part owners.....	253	7	15	8				11		6	9	6
53	Managers.....	42	1			1			1				3
54	Tenants—												
55	Cash.....	41	1	3	4				2	1			3
56	Other.....	45	3	2	1	1			2		1	2	1
57	Poultry farms:												
58	Full owners.....	7,770	8	13	57	18	46	412		135	12	10	
59	Part owners.....	301		2	9	2	5	43		4	3	2	
60	Managers.....	38			2			2					
61	Tenants—												
62	Cash.....	335		1	6	1	4	16		9	2		
63	Other.....	99		2	4		1	3		3	2	1	
64	Self-sufficing farms:												
65	Full owners.....	3,174	9	20	20	40	38	171	25	105	9	77	
66	Part owners.....	121		1		1	2	5	2	5	1	4	
67	Managers.....												
68	Tenants—												
69	Cash.....	209				5	3	12		7		8	
70	Other.....	127			2	5		3	3	4	1	5	
71	Abnormal and unclassified farms:												
72	Full owners.....	10,632	25	78	163	145	97	568	44	230	70	95	30
73	Part owners.....	493	2	5	9	6	6	27	4	19	12	5	5
74	Managers.....	237	3	2	7	7	1	4	3	5	4	2	2
75	Tenants—												
76	Cash.....	1,483	4	19	25	7	21	104	11	48	7	9	7
77	Other.....	677	20	7	28	8	4	17	8	13	18	11	10

AGRICULTURE—WASHINGTON

TENURE OF FARM OPERATOR, 1930

bottom of p. 8]

Garfield	Grant	Grays Harbor	Island	Jefferson	King	Kitsap	Kittitas	Klickitat	Lewis	Lincoln	Mason	Okano-gan	Pacific	Pend Oreille	Pierce	
Number 6 1 1	Number 20 8	Number 199 13 2	Number 73 13	Number 39 2 1	Number 222 8 6	Number 128 3 2	Number 109 32 3	Number 57 21 1	Number 320 54 1	Number 50 20	Number 66 2 1	Number 172 62 2	Number 46 5 2	Number 109 12 5	Number 251 11 4	1 2 3
4	4 2	11 3	8 8	2	15 4	4 1	20 15	6 7	26 9	7 14	5	20 37	4	7 10	10 8	4 5
62 98 2	64 140 4	5	20 5				67 27 1	123 119	37 14	224 334 11		61 51		7 1		6 7 8
2 137	3 136		6 2				15 28	5 66	10 4	10 407		1 30				9 10
	18 3 3	11 2	10 1	2	40 1	3	80 25 2	32 4 4	24 4 1	4 1		86 18 2		44 7	22 4 5	11 12 13
	6	1	2 3	1	5 2		13 25	9 3	5 1	1 1		6 17		6 5	1 5	14 15
5 1 2	69 8 6	33 2 1	88 4		262 16 18	68 4 7	18 3 8	82 14 16	47 3	17 6	18	518 50 27	33 2 4		709 40 12	16 17 18
4 1	1 2	1	1 3		30 8	1 1	2 1	2 6	2 2	1 5	1 1	2 10	1		43 49	19 20
2 1	4 2 1	6 2	2 1		128 30 60	9 4 3	2	13 2	9 2			12 2 1	3		33 10 17	21 22 23
	1	2			129 12	2	1	4	1				1		29 9	24 25
9	17 10 2	243 35 2	128 15	60 6 1	732 89 11	168 17	122 31 3	59 25	655 103 5	33 19 1	67 11 1	160 67 2	130 21 4	48 11 1	494 65 10	26 27 28
1	1	27 7	13 6	11 1	233 7	9 1	31 16	17 7	88 10	15 10	7	24 23	16 2	4 3	73 20	29 30
2 3	4 3	22 2 1	10 2 1	11 2	17 1 1	3 1	26 7	35 33 3	42 9 2	8 5 1	10	96 34 3	11	18 2 2	11 2 2	31 32 33
2	1	1		1	3 1		1 1	1 4	6 1	2 4		0 13	1	1 2	4 1	34 35
12 8	28 30 12						18 22 6	14 20 5		17 13 1		49 53 1	6 2			36 37 38
4	10 6						1 4	3 4		4		6 6				39 40
	12	126 9 1	275 21 1	47 3	1,090 21 5	573 11 4	14	13 1	560 32 2	13 3	56	27 4	71 2	11	1,093 38 4	41 42 43
	3	6 1	16 6	3	59 11	16 3	1	1	20 5	2	4 1	1 3	5 1	1	25 6	44 45
5 2	5 1	98 2	29 2	32	224 5	100 4	12	45 4	212 9	34 4	56 1	128 9	38 2	63	313 4	46 47
3 1	3	3 3	1 2	1 1	5 4	1 2	1 1	4 3	23 5	3 6	6	6 5	1	2 2	14 12	48 49
6 2	61 11 15	255 6 1	31 3 1	31 2	935 32 31	353 8 7	54 3 6	120 12 6	823 34 4	39 2 1	107 7 4	295 27 11	130 1 1	191 11 9	1,048 30 21	50 51 52
4 2	12 18	31 5	4 1	8 4	118 16	30 6	17 9	20 18	115 25	11 23	16 4	36 42	18 4	11 7	101 83	53 54

AGRICULTURE—WASHINGTON

COUNTY TABLE VII.—TYPE OF FARM, BY TENURE OF FARM OPERATOR, 1930—Continued

[See NOTE, bottom of p. 8]

TYPE, BY TENURE OF OPERATOR (See definitions in Introduction)		San Juan	Skagit	Skama- nia	Snoho- mish	Spokane	Stevens	Thur- ston	Wahkia- kum	Walla Walla	What- com	Whit- man	Yakima
		Number	Number	Number	Number	Number	Number	Number	Number	Number	Number	Number	Number
1	General farms:												
2	Full owners.....	96	179	30	296	370	472	193	22	85	251	92	323
3	Part owners.....	12	24	3	16	122	72	12	1	23	29	19	75
4	Managers.....	1	3		4	1		2	1	2	1	2	5
5	Tenants—												
6	Cash.....	11	22	4	14	20	52	15		7	32	15	102
7	Other.....	8	11	1	5	39	39	5	2	17	7	11	64
8	Cash-grain farms:												
9	Full owners.....	6	42		5	327	77	9		144	25	502	122
10	Part owners.....		20		2	284	18	1		130	1	511	41
11	Managers.....		1			5	1			12		13	12
12	Tenants—												
13	Cash.....	1	13		2	24	8	3		4	2	61	96
14	Other.....		16		2	306	29			204		899	64
15	Crop-specialty farms:												
16	Full owners.....	4	73	3	38	151	134	19	11	72	73	33	647
17	Part owners.....		16	1	5	73	12	2	2	16	5	16	243
18	Managers.....		1		2	1	2			3	2		41
19	Tenants—												
20	Cash.....	1	16	5	6	16	13	4		11	14	6	285
21	Other.....		10	1	2	36	10	1	1	25	6	9	324
22	Fruit farms:												
23	Full owners.....	18	64	42	154	210	20	191		77	70	18	2,118
24	Part owners.....	5	6	7	3	38	8	24		12	4	1	240
25	Managers.....	1		3	6	2	4	1		2	3	4	144
26	Tenants—												
27	Cash.....	2	6	4	6	11	5	7		2	9	2	36
28	Other.....	1	1	3	2	12	8	4		9	1	2	261
29	Truck farms:												
30	Full owners.....	9	6		21	79	5	8		82	23	8	70
31	Part owners.....	2	5		2	33	1	1		7		2	8
32	Managers.....				1	4						1	23
33	Tenants—												
34	Cash.....		6		3	14	1	1		57	3	1	39
35	Other.....	1	1		1	5	5			10	1	2	13
36	Dairy farms:												
37	Full owners.....	70	814	22	957	307	385	353	195	83	1,097	52	273
38	Part owners.....	8	132	3	106	99	54	36	6	23	177	10	46
39	Managers.....	1	5		11	4	1	3		3	3	1	5
40	Tenants—												
41	Cash.....	5	147	5	174	67	46	34	19	18	224	11	106
42	Other.....	8	35	1	32	54	41	7	9	15	46	7	52
43	Animal-specialty farms:												
44	Full owners.....	14	8	5	19	45	118	26		12	23	26	63
45	Part owners.....	3				6	20			3	2	6	22
46	Managers.....					1	1	2				1	1
47	Tenants—												
48	Cash.....		2		6	5	12	2		3	6	5	22
49	Other.....					2	11	1		2	1	8	17
50	Stock ranches:												
51	Full owners.....	10				13	6	4		6		13	44
52	Part owners.....	1				6	2	1		8		10	15
53	Managers.....					1				1		2	6
54	Tenants—												
55	Cash.....					1		1					5
56	Other.....	1								3		3	2
57	Poultry farms:												
58	Full owners.....	48	304	12	972	276	38	230	13	26	1,032	21	97
59	Part owners.....	2	18	2	17	34	9	13	1	5	87	1	7
60	Managers.....				8	1		1			5	1	
61	Tenants—												
62	Cash.....	6	27	1	23	13	3	10		4	41	2	7
63	Other.....	3	2		3	8	2	3		2	16	2	1
64	Self-sufficing farms:												
65	Full owners.....	41	109	36	252	224	208	121	10	37	118	43	58
66	Part owners.....		7	3	3	16	11	1	1	2	3	1	3
67	Managers.....												
68	Tenants—												
69	Cash.....	3	9	3	12	24	17	7	2	2	5	2	12
70	Other.....			1	7	21	14	1	1	3	4	1	3
71	Abnormal and unclassified farms:												
72	Full owners.....	47	429	55	928	659	480	618	69	130	695	102	341
73	Part owners.....	3	46	3	13	29	28	14	1	10	16	16	20
74	Managers.....	3	7		8	13	5	8		8	9	5	15
75	Tenants—												
76	Cash.....	13	54	18	109	77	61	58	8	30	110	27	104
77	Other.....	3	24	1	7	70	60	24	3	26	20	23	55

AGRICULTURE—WASHINGTON

347

COUNTY TABLE VIII.—SPECIFIED FARM EXPENDITURES, 1929, BY TYPE OF FARM

[See Note, bottom of p. 8]

ITEM AND TYPE (See definitions in Introduction)	THE STATE		ADAMS		ASOTIN		BENTON		CHELAN		CLALLAM	
	Farms reporting	Expenditures	Farms reporting	Expenditures	Farms reporting	Expenditures	Farms reporting	Expenditures	Farms reporting	Expenditures	Farms reporting	Expenditures
	Number	Dollars	Number	Dollars	Number	Dollars	Number	Dollars	Number	Dollars	Number	Dollars
Feed:												
All types.....	51,429	25,287,333	473	204,637	397	99,912	1,089	320,533	1,374	287,524	603	318,128
General.....	5,775	1,340,189	12	3,383	42	6,174	186	41,454	60	10,313	87	28,222
Cash-grain.....	4,727	1,072,456	403	130,655	71	13,424	27	7,453	3	1,823	2	3,257
Crop-specialty.....	1,909	285,300	3	135	7	517	150	23,800	24	1,855	28	177
Fruit.....	6,456	1,100,185	132	14,932	132	14,932	801	41,850	1,077	138,035	3	50
Truck.....	891	165,349	5	320	5	320	40	5,550	2	50	320	220,365
Dairy.....	11,725	6,915,349	15	3,791	20	24,129	167	59,658	43	33,012	8	2,003
Animal-specialty.....	604	345,223	5	194	5	194	19	13,181	10	5,400	8	2,003
Stock-ranch.....	492	347,638	14	57,665	22	19,045	11	53,206	4	10,345	55	55,857
Poultry.....	8,340	11,253,694	5	272	10	11,914	72	58,565	21	21,644	28	2,722
Self-sufficing.....	2,527	254,810	4	510	11	817	17	1,392	41	3,280	79	10,520
Abnormal and unclassified.....	7,693	1,640,910	14	3,226	57	7,165	99	14,408	89	12,515		
Fertilizer:												
All types.....	9,810	1,194,379	1	105	59	3,607	253	35,210	1,227	212,209	165	9,594
General.....	769	37,098	7	635	7	635	47	2,313	2	8	16	426
Cash-grain.....	206	16,784	1	105	4	505						
Crop-specialty.....	206	30,883			1	50	30	3,884	1	25	7	461
Fruit.....	4,045	658,419			36	2,259	145	16,278	1,192	209,847	3	247
Truck.....	722	244,526			3	120	18	824	2	85		
Dairy.....	1,466	68,795			1	30	0	274	1	00	127	7,084
Animal-specialty.....	70	4,492					1	105			2	165
Stock-ranch.....	7	447										
Poultry.....	707	25,490			1	4	10	339	3	442	8	227
Self-sufficing.....	199	3,151					1	25	1	4	9	88
Abnormal and unclassified.....	1,123	103,394			6	104	22	1,171	25	1,738	13	896
Labor:												
All types.....	40,990	29,157,841	674	722,349	473	318,085	1,000	718,907	1,869	3,468,423	351	182,675
General.....	3,834	836,519	9	1,750	44	7,029	127	34,482	36	5,112	35	7,888
Cash-grain.....	7,080	6,321,849	624	624,981	130	113,505	55	41,278	4	358	2	125
Crop-specialty.....	2,488	2,000,781	4	1,081	7	1,037	203	93,707	25	3,763	20	5,361
Fruit.....	8,421	11,644,882			144	124,105	301	401,651	1,679	3,379,725	7	4,988
Truck.....	910	1,216,651			7	2,601	40	12,115	2	200		
Dairy.....	7,628	3,034,551	10	2,565	27	5,948	86	28,005	29	20,395	207	180,790
Animal-specialty.....	770	333,807			8	3,306	13	14,719	4	2,890	8	2,166
Stock-ranch.....	466	1,085,026	15	87,791	24	47,806	10	42,493	4	6,180		
Poultry.....	4,262	949,540			11	1,019	49	19,977	7	5,886	26	5,076
Self-sufficing.....	903	36,230	4	85	8	297	6	231	5	141	12	504
Abnormal and unclassified.....	4,272	1,628,945	8	4,060	57	9,374	80	30,249	74	38,778	34	5,778

[See Note,

ITEM AND TYPE (See definitions in Introduction)	GARFIELD		GRANT		GRAYS HARBOR		ISLAND		JEFFERSON		KING	
	Farms reporting	Expenditures	Farms reporting	Expenditures	Farms reporting	Expenditures	Farms reporting	Expenditures	Farms reporting	Expenditures	Farms reporting	Expenditures
Feed:	<i>Number</i>	<i>Dollars</i>	<i>Number</i>	<i>Dollars</i>	<i>Number</i>	<i>Dollars</i>	<i>Number</i>	<i>Dollars</i>	<i>Number</i>	<i>Dollars</i>	<i>Number</i>	<i>Dollars</i>
All types.....	261	67,462	460	173,737	931	450,275	748	603,418	235	142,358	3,707	3,676,689
General.....	7	660	35	6,974	100	39,223	98	25,118	38	12,600	215	79,333
Cash-grain.....	188	41,440	180	30,664	1	425	31	4,837			21	4,208
Crop-specialty.....			19	3,270	7	638	9	1,155	2	120	216	40,800
Fruit.....	13	2,330	53	15,630	27	3,776	48	6,225			244	58,812
Truck.....	1	30	4	585	4	600	1	750			1,039	1,208,281
Dairy.....	8	4,608	27	11,677	201	194,943	164	62,098	70	47,252	183	9,577
Animal-specialty.....	5	1,355	6	3,618	22	8,814	12	2,600	13	1,890	1,158	2,010,583
Stock-ranch.....	14	7,750	61	84,110							182	28,710
Poultry.....			15	9,176	135	154,895	311	487,488	51	74,901	672	236,305
Self-sufficing.....	6	498	7	549	89	12,959	27	2,820	30	2,410		
Abnormal and unclassified.....	9	8,791	43	7,478	108	34,902	55	10,295	31	3,125		
Fertilizer:												
All types.....	8	943	68	16,074	119	5,400	80	2,511	41	2,861	859	206,540
General.....			3	123	12	254	10	157	9	716	56	3,350
Cash-grain.....	7	917	1	112			3	100			8	1,549
Crop-specialty.....			3	287	3	385					135	21,519
Fruit.....			47	15,460	4	200	32	1,183			274	144,105
Truck.....			1	19	7	1,046					104	8,411
Dairy.....	1	26	1	10	35	1,478	6	390	12	353	1	36
Animal-specialty.....			1	53								
Stock-ranch.....												
Poultry.....					16	790	22	569	11	1,303	76	2,520
Self-sufficing.....					6	28	1	14	2	20	21	620
Abnormal and unclassified.....			1	10	36	1,219	6	98	7	469	184	24,850
Labor:												
All types.....	333	379,181	480	564,650	509	150,438	489	100,824	148	48,787	2,286	1,777,042
General.....	5	384	19	2,707	83	13,931	61	10,050	28	5,208	109	34,991
Cash-grain.....	279	317,794	270	169,506	1	207	32	12,513			22	26,114
Crop-specialty.....			19	11,536	6	4,550	9	756	1	376	215	132,682
Fruit.....	12	27,580	74	259,120	24	3,851	60	18,312			254	463,600
Truck.....	1	400	5	975	6	1,686	3	628			9	4,170
Dairy.....	6	652	11	3,602	107	80,199	94	19,047	59	21,855	695	582,433
Animal-specialty.....	6	2,260	4	2,042	18	10,547	8	5,443	7	1,205		
Stock-ranch.....	18	23,273	44	109,353								
Poultry.....			8	1,086	57	10,618	106	32,010	22	6,092	551	103,104
Self-sufficing.....	1	35			80	887	8	320	9	293	60	2,016
Abnormal and unclassified.....	5	0,893	20	4,123	32	24,032	28	1,745	22	13,708	371	347,842

ITEM AND TYPE (See definitions in Introduction)	PEND OREILLE		PIERCE		SAN JUAN		SKAGIT		SKAMANIA		SNOHOMISH	
	Farms reporting	Expenditures	Farms reporting	Expenditures	Farms reporting	Expenditures	Farms reporting	Expenditures	Farms reporting	Expenditures	Farms reporting	Expenditures
Feed:	<i>Number</i>	<i>Dollars</i>	<i>Number</i>	<i>Dollars</i>	<i>Number</i>	<i>Dollars</i>	<i>Number</i>	<i>Dollars</i>	<i>Number</i>	<i>Dollars</i>	<i>Number</i>	<i>Dollars</i>
All types.....	463	115,840	3,736	2,893,366	335	119,015	2,300	1,087,254	209	39,362	3,514	2,380,723
General.....	120	31,349	259	87,954	114	23,755	221	65,807	35	7,854	265	62,394
Cash-grain.....	5	582			3	750	48	19,624			5	416
Crop-specialty.....	30	4,537	20	9,438	4	313	68	14,902	2	200	28	4,889
Fruit.....			567	143,670	23	0,055	61	13,377	38	5,007	107	23,742
Truck.....			73	20,220	8	1,194	11	3,871			17	5,786
Dairy.....	64	33,821	636	784,984	82	25,166	1,057	440,885	30	8,993	1,213	675,369
Animal-specialty.....	20	7,373	20	9,931	14	3,353	9	3,245	4	760	20	7,362
Stock-ranch.....					10	1,545						
Poultry.....	12	8,309	1,127	1,547,543	58	47,531	342	438,314	14	7,495	999	1,462,198
Self-sufficing.....	49	6,923	254	25,173	31	3,303	97	10,136	38	3,663	175	27,161
Abnormal and unclassified.....	151	22,946	771	200,404	38	5,980	386	77,903	48	5,480	685	131,417
Fertilizer:												
All types.....	42	1,187	943	128,119	81	2,492	541	31,987	41	4,671	450	28,383
General.....	16	285	36	1,070	19	453	54	2,934	10	513	66	3,346
Cash-grain.....	1	30			1	50	20	1,924			1	96
Crop-specialty.....	3	271	9	2,610			46	3,265			4	422
Fruit.....			467	51,323	18	643	31	2,117	13	3,463	53	2,272
Truck.....			80	33,402	5	227	15	1,904			14	11,790
Dairy.....	4	120	51	3,055	17	792	235	9,923	7	304	133	5,371
Animal-specialty.....	1	20	3	272	3	75					6	282
Stock-ranch.....												
Poultry.....			88	3,452	2	45	44	1,996	4	169	83	2,381
Self-sufficing.....	3	43	28	405	8	57	6	115	3	24	24	463
Abnormal and unclassified.....	14	418	191	31,730	8	150	84	7,809	4	98	66	1,910
Labor:												
All types.....	250	53,569	2,442	1,447,824	237	65,367	1,578	587,437	124	47,507	2,075	731,435
General.....	75	13,652	135	31,987	68	10,424	155	57,307	20	3,180	169	47,758
Cash-grain.....	5	1,877			5	1,208	84	97,633			8	15,520
Crop-specialty.....	30	12,916	32	48,964	1	320	72	49,896	4	915	19	7,765
Fruit.....			710	437,464	19	9,490	63	30,768	43	36,624	121	61,802
Truck.....			93	167,587	11	12,940	15	14,222			22	166,847
Dairy.....	39	9,653	301	305,420	54	12,473	752	225,991	20	2,031	800	272,171
Animal-specialty.....	17	4,469	12	4,532	11	1,931	9	3,350	1	120	14	2,489
Stock-ranch.....					7	1,109						
Poultry.....	0	567	592	127,063	32	3,319	184	35,933	4	1,052	501	100,423
Self-sufficing.....	13	587	91	2,434	10	334	35	2,014	11	618	79	3,491
Abnormal and unclassified.....	65	9,848	441	332,473	19	11,819	209	80,323	21	3,967	342	53,179

TURES, 1929, BY TYPE OF FARM—Continued

bottom of p. 81

KITSAP		KITITAS		KLUCKITAT		LEWIS		LINCOLN		MASON		OKANOGAN		PACIFIC	
Farms reporting	Expenditures	Farms reporting	Expenditures	Farms reporting	Expenditures	Farms reporting	Expenditures	Farms reporting	Expenditures	Farms reporting	Expenditures	Farms reporting	Expenditures	Farms reporting	Expenditures
Number	Dollars	Number	Dollars	Number	Dollars	Number	Dollars	Number	Dollars	Number	Dollars	Number	Dollars	Number	Dollars
1,344	1,015,854	548	203,498	588	158,255	2,577	1,283,852	998	241,279	578	223,115	1,428	341,124	482	244,451
129	38,846	115	22,472	64	9,449	344	80,824	72	12,154	67	19,060	196	20,804	52	11,631
3	425	80	11,786	188	19,092	36	7,519	687	182,462	15	2,771	38	3,410	17	3,145
50	9,720	17	2,921	21	1,842	18	4,367	3	7,024	10	414	51	4,073	3	2,263
11	1,443	2	400	38	13,821	43	1,275	24	2,286	15	2,771	414	55,374	17	3,145
101	130,533	160	65,272	92	29,169	780	314,064	69	32,027	81	45,245	243	81,985	170	106,546
4	798	27	13,374	40	14,700	40	13,644	10	4,061	7	1,000	101	32,482	10	4,402
597	789,302	12	14,419	37	45,858	504	741,707	25	40,959	62	95,880	91	35,425	9	3,492
87	11,770	8	735	29	3,267	174	15,353	26	9,124	48	5,820	32	16,989	70	31,569
266	53,017	36	5,346	80	11,737	612	92,003	28	5,101	98	53,339	173	28,018	110	17,816
227	18,731	24	2,787	176	9,821	301	7,256	6	801	59	1,757	393	44,412	59	2,568
24	757	5	234	25	679	30	983	2	43	17	406	9	407	10	232
65	10,389	1	5	40	1,737	1	308	1	3	1	213	1	35	1	42
14	2,391	5	1,331	8	1,104	1	307	2	35	5	213	9	347	2	95
22	510	1	1	26	2,504	14	1,091	2	7	7	640	1	95	22	1,317
1	50	1	100	8	2,409	6	1,197	1	1	1	1	1	65	1	52
42	980	1	5	3	246	36	780	13	223	6	132	1	1	1	20
8	110	1	7	2	90	10	90	10	159	2	132	1	1	9	574
51	3,544	1	7	4	76	58	1,000	7	720	7	110	6	701	4	68
678	129,153	567	469,065	658	356,689	1,494	362,488	1,134	750,951	183	43,496	1,308	980,828	305	120,951
61	6,637	122	52,001	58	10,784	225	36,833	43	0,042	37	4,612	140	23,099	31	5,148
2	113	96	45,288	248	104,386	47	16,547	940	645,409	92	23,357	92	23,357	27	27
59	24,611	121	127,859	25	5,868	16	23,967	5	4,025	62	21,261	62	21,261	28	28
10	3,777	21	68,056	91	64,326	36	17,427	22	11,455	8	1,242	504	710,428	32	40,814
109	21,070	1	50	14	30,599	9	3,765	44	18,507	53	24,240	13	7,774	2	315
2	325	27	45,479	63	17,092	478	151,734	13	4,733	7	1,700	107	40,936	116	40,302
268	45,428	30	103,780	33	86,277	282	47,899	27	54,487	27	7,124	102	32,382	4	1,480
36	1,371	6	1,657	3	483	50	2,824	11	257	13	301	80	95,062	8	5,763
131	25,821	19	4,721	59	8,428	304	42,863	10	1,551	38	4,271	11	1,729	39	8,244
												23	732	13	418
												105	14,468	00	0,377

SPOKANE		STEVENS		THURSTON		WAHKIACUM		WALLA WALLA		WHATCOM		WHITMAN		YAKIMA	
Farms reporting	Expenditures	Farms reporting	Expenditures	Farms reporting	Expenditures	Farms reporting	Expenditures	Farms reporting	Expenditures	Farms reporting	Expenditures	Farms reporting	Expenditures	Farms reporting	Expenditures
Number	Dollars	Number	Dollars	Number	Dollars	Number	Dollars	Number	Dollars	Number	Dollars	Number	Dollars	Number	Dollars
3,094	1,043,078	1,680	293,120	1,449	618,638	342	100,782	1,097	419,882	3,571	2,663,121	1,557	438,689	4,143	1,059,724
477	89,783	474	69,023	194	42,783	22	1,756	112	20,546	274	107,592	101	19,250	395	70,268
580	78,156	48	5,667	8	1,630	12	760	357	144,576	8	1,085	1,103	267,720	108	18,560
165	18,562	65	6,955	14	3,822	74	37,779	63	7,285	28	6,421	40	5,541	791	123,592
191	31,986	37	3,672	136	24,913	74	37,779	61	13,336	19	3,813	1,892	290,233	11	1,173
103	14,605	3	630	6	585	149	26,045	12	2,278	7	350	93	11,173	0	0
498	380,577	427	101,101	404	216,632	220	79,543	124	59,814	1,467	720,215	39	47,183	361	129,047
49	23,144	111	28,443	24	5,905	16	9,745	16	9,745	24	12,273	30	17,068	88	41,588
15	2,840	7	1,426	5	1,250	17	54,784	17	54,784	1	1,121	21	39,501	45	178,317
316	261,047	51	27,896	240	204,951	14	14,069	34	10,447	1,121	1,715,465	23	14,632	107	98,249
212	19,128	159	14,039	77	7,354	16	808	30	2,652	61	11,223	31	1,796	51	4,233
479	123,247	298	34,178	341	40,751	58	3,756	121	37,008	485	73,233	113	21,224	217	85,459
344	37,348	92	4,753	211	10,975	34	939	150	18,970	687	36,465	112	9,566	988	176,787
45	7,346	20	1,194	30	1,493	1	7	17	352	64	2,678	15	317	18	887
20	1,927	4	85	1	20	11	3	3	409	13	803	65	6,991	3	1,100
24	1,271	4	89	1	50	11	215	11	215	26	2,059	2	53	804	10,969
56	8,950	16	2,584	54	3,057	96	11,045	15	11,045	15	2,245	1	75	38	5,749
50	9,499	2	30	8	658	30	847	2	50	360	17,192	12	339	9	715
33	1,027	12	199	42	2,511	1	15	1	15	4	201	3	64	20	20
7	1,200	8	56	4	114	2	50	1	150	152	5,707	1	8	2	57
15	657	1	15	20	534	2	50	4	4	4	35	4	41	1	1
14	137	4	118	3	22	1	35	11	5,207	33	4,585	4	1,589	26	2,635
74	5,276	20	383	48	1,816	1	35	11	5,207	33	4,585	4	1,589	26	2,635
2,313	957,168	1,125	292,280	897	281,769	219	45,682	1,030	1,413,944	2,230	536,328	2,178	2,091,448	5,102	6,039,135
292	51,569	325	45,469	115	24,340	17	4,073	88	31,520	173	29,503	87	18,226	370	115,158
690	268,846	84	35,250	9	2,769	10	2,750	441	958,582	13	3,364	1,816	1,845,717	215	105,175
174	119,538	73	19,371	13	1,705	10	2,750	84	55,332	33	14,192	46	44,900	1,104	1,311,377
201	155,223	45	30,122	160	73,631	77	131,081	62	131,081	62	47,470	21	41,057	2,538	3,892,930
97	72,953	4	738	7	2,225	120	68,084	18	68,084	18	15,712	8	4,645	120	115,143
298	125,264	260	40,245	233	70,636	143	34,462	87	38,456	977	262,152	58	28,805	263	122,488
39	11,867	110	35,700	16	5,313	11	9,191	14	9,191	14	4,760	20	20,020	81	49,429
14	7,055	6	1,816	4	1,725	15	58,230	15	58,230	15	4,760	22	60,362	45	151,985
161	27,000	25	2,645	117	14,292	8	618	16	4,306	642	114,262	17	6,415	55	17,439
67	4,458	56	2,655	22	825	7	143	7	158	33	1,002	17	489	22	908
280	113,365	131	18,209	192	34,308	34	3,716	84	63,995	260	42,831	62	20,746	199	157,103