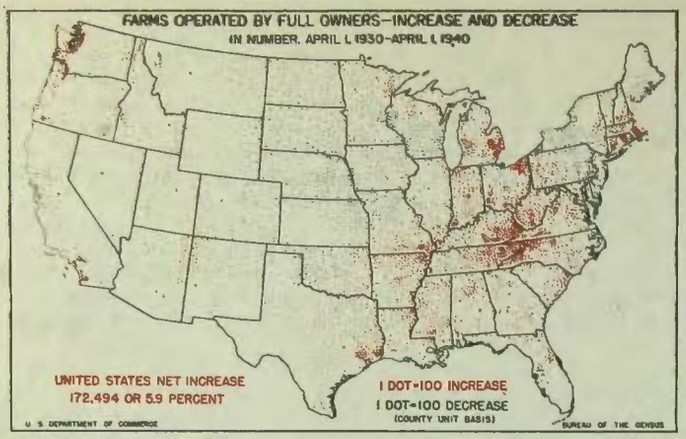
FARMS OPERATED BY FULL OWNERS—INCREASE AND DECREASE
IN NUMBER, APRIL 1, 1930–APRIL 1, 1940
UNITED STATES NET INCREASE
172,494 OR 5.9 PERCENT
1 DOT=100 INCREASE
1 DOT=100 DECREASE
(COUNTY UNIT BASIS)
U. S. DEPARTMENT OF COMMERCE
BUREAU OF THE CENSUS

FARMS OPERATED BY PART OWNERS—INCREASE AND DECREASE
IN NUMBER, APRIL 1, 1930–APRIL 1, 1940
UNITED STATES NET DECREASE
41,711 OR 6.4 PERCENT
1 DOT=50 INCREASE
1 DOT=50 DECREASE
(COUNTY UNIT BASIS)
U. S. DEPARTMENT OF COMMERCE
BUREAU OF THE CENSUS

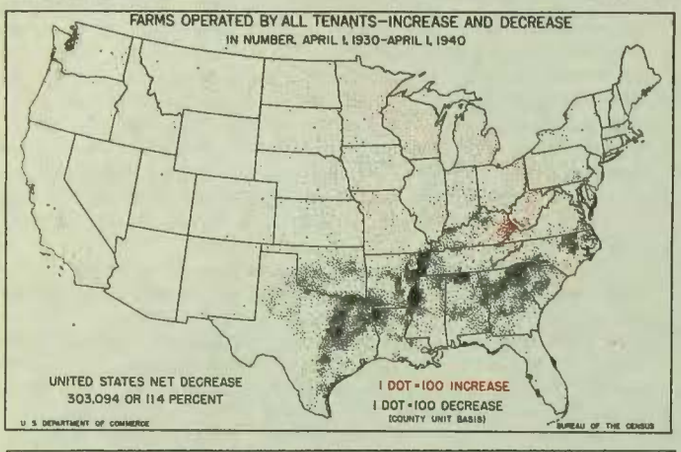
FARMS OPERATED BY ALL TENANTS—INCREASE AND DECREASE
IN NUMBER, APRIL 1, 1930–APRIL 1, 1940
UNITED STATES NET DECREASE
303,094 OR 11.4 PERCENT
1 DOT=100 INCREASE
1 DOT=100 DECREASE
(COUNTY UNIT BASIS)
U. S. DEPARTMENT OF COMMERCE
BUREAU OF THE CENSUS

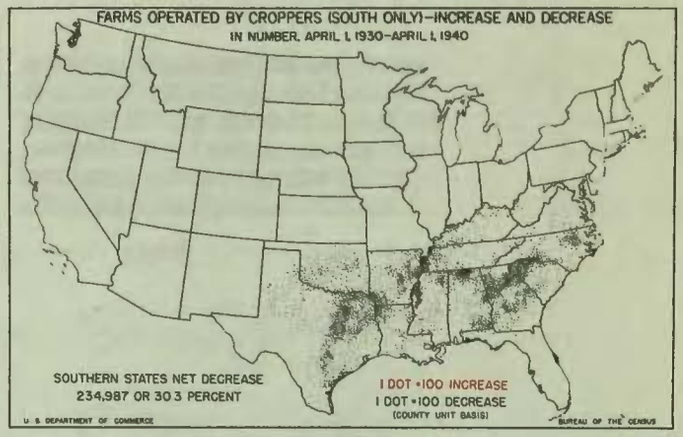
FARMS OPERATED BY CROPPERS (SOUTH ONLY)—INCREASE AND DECREASE
IN NUMBER, APRIL 1, 1930–APRIL 1, 1940
SOUTHERN STATES NET DECREASE
234,987 OR 30.3 PERCENT
1 DOT=100 INCREASE
1 DOT=100 DECREASE
(COUNTY UNIT BASIS)
U. S. DEPARTMENT OF COMMERCE
BUREAU OF THE CENSUS

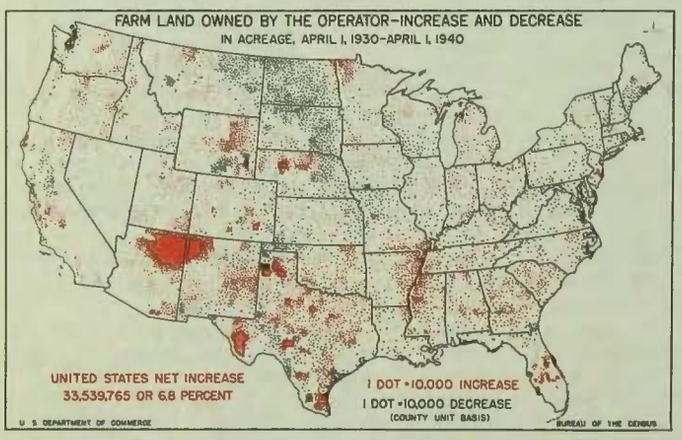
FARM LAND OWNED BY THE OPERATOR—INCREASE AND DECREASE
IN ACREAGE, APRIL 1, 1930–APRIL 1, 1940
UNITED STATES NET INCREASE
33,539,765 OR 6.8 PERCENT
1 DOT=10,000 INCREASE
1 DOT=10,000 DECREASE
(COUNTY UNIT BASIS)
U. S. DEPARTMENT OF COMMERCE
BUREAU OF THE CENSUS

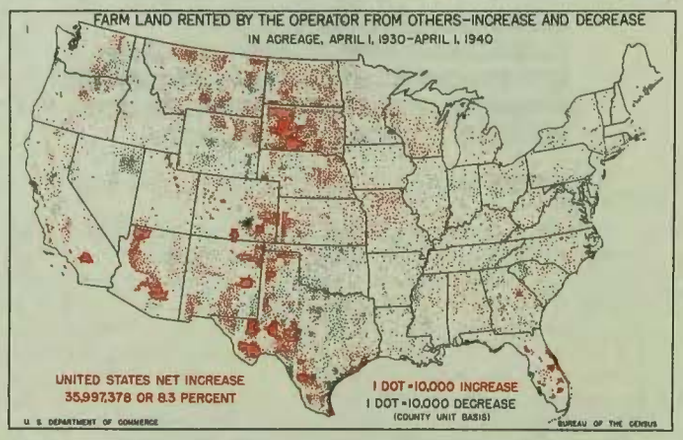
FARM LAND RENTED BY THE OPERATOR FROM OTHERS—INCREASE AND DECREASE
IN ACREAGE, APRIL 1, 1930–APRIL 1, 1940
UNITED STATES NET INCREASE
35,997,378 OR 8.3 PERCENT
1 DOT=10,000 INCREASE
1 DOT=10,000 DECREASE
(COUNTY UNIT BASIS)
U. S. DEPARTMENT OF COMMERCE
BUREAU OF THE CENSUS

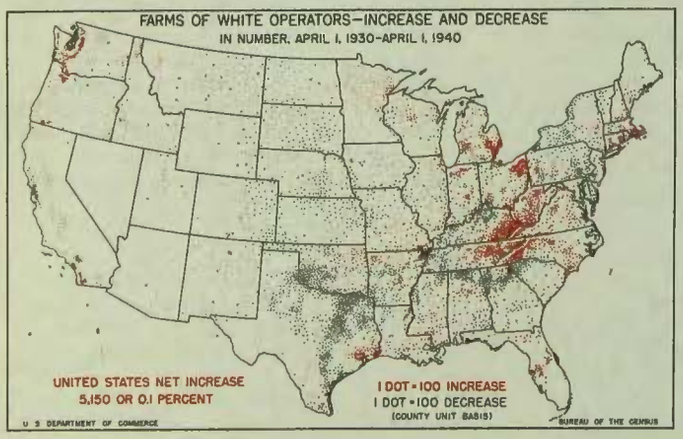
FARMS OF WHITE OPERATORS—INCREASE AND DECREASE
IN NUMBER, APRIL 1, 1930–APRIL 1, 1940
UNITED STATES NET INCREASE
5,150 OR 0.1 PERCENT
1 DOT=100 INCREASE
1 DOT=100 DECREASE
(COUNTY UNIT BASIS)
U. S. DEPARTMENT OF COMMERCE
BUREAU OF THE CENSUS

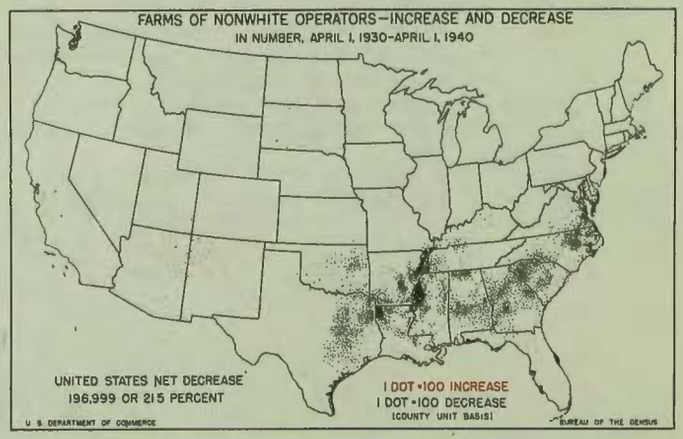
FARMS OF NONWHITE OPERATORS—INCREASE AND DECREASE
IN NUMBER, APRIL 1, 1930–APRIL 1, 1940
UNITED STATES NET DECREASE
196,999 OR 21.5 PERCENT
1 DOT=100 INCREASE
1 DOT=100 DECREASE
(COUNTY UNIT BASIS)
U. S. DEPARTMENT OF COMMERCE
BUREAU OF THE CENSUS