UNITED STATES DEPARTMENT OF COMMERCE

JESSE H. JONES, Secretary

BUREAU OF THE CENSUS

J. C. CAPT, Director (Appointed May 22, 1941)

WILLIAM LANE AUSTIN, Director (Retired January 31, 1941)

PHILIP M. HAUSER, Assistant Director

HOWARD H. McCLURE, Assistant Director

SIXTEENTH CENSUS OF THE UNITED STATES: 1940

AGRICULTURE

COWS MILKED

and

DAIRY PRODUCTS

Number of Cows Milked, Milk Produced, Disposition of Dairy Products, and Number of Cows Kept Mainly for Milk Production, Classified by Number of Cows Milked, by Counties; With Related Data for Other Classes of Livestock and Livestock Products, for the States and for the United States

---

Prepared under the supervision of

ZELLMER R. PETTET

Chief Statistician for Agriculture

UNITED STATES

GOVERNMENT PRINTING OFFICE

WASHINGTON : 1942

For sale by the Superintendent of Documents, Washington, D. C. - - - - - - - - - - - - - - - - Price $1.25 (paper cover)

BUREAU OF THE CENSUS

J. C. CAPT, *Director (Appointed May 22, 1941)*

WILLIAM LANE AUSTIN, *Director (Retired January 31, 1941)*

PHILIP M. HAUSER, *Assistant Director* HOWARD H. MCCLURE, *Assistant Director*

Agriculture—ZELLMER R. PETTET, *Chief Statistician.*
SHERMAN S. SLICK, *Assistant Chief Statistician.*
Technical Staff—Warder B. Jenkins, *Chief.*
Farm Information—Hilton E. Robison, *Principal Statistician.*
Field Crops—Hubert L. Collins, *Principal Statistician.*
Fruits, Vegetables—Henry M. Taylor, *Senior Statistician.*
Cotton—Henry L. Rasor, *Statistician.*
Livestock—Edward C. Paxton, *Principal Statistician.*
Poultry—Carl R. Nyman, *Statistician.*
Values and Farm Income—Irvin Holmes, *Senior Statistician.*
Editing and Personnel—Glenn D. Simpson, *Statistician.*
Drainage—Roger D. Marsden, *Principal Engineer.*
Irrigation—Milo B. Williams, *Principal Engineer.*
Paul A. Ewing, *Consultant.*

Administrative Service—JOE P. GRANTHAM, *Acting Chief.*
Business—JOHN ALBRIGHT, *Acting Chief Statistician.*
Basic Materials—OSCAR E. KIESSLING, *Chief Statistician.*
Field Service—CLARENCE E. BATSCHELET, *Acting Chief and Geographer.*
Information and Publications—FRANK R. WILSON, *Chief.*
Machine Tabulation—DONALD H. HEISER, *Acting Chief.*
Manufactures—THOMAS J. FITZGERALD, *Chief Statistician.*
Population—LEON E. TRUESDELL, *Chief Statistician.*
State and Local Government—EDWARD R. GRAY, *Chief Statistician.*
Statistical Research—MORRIS H. HANSEN, *Acting Chief Statistician.*
Vital Statistics—HALBERT L. DUNN, *Chief Statistician.*

LETTER OF TRANSMITTAL

DEPARTMENT OF COMMERCE
BUREAU OF THE CENSUS
Washington, D. C., October 30, 1942

SIR:

I transmit herewith for publication a special compilation from the Census of Agriculture Returns of the Sixteenth Decennial Census entitled "Cows Milked and Dairy Products." This report gives information by size of herd, and by counties, for all of the items relating to cows milked, milk production, and sales of dairy products.

Added interest in dairy production during this war period has prompted numerous requests for this type of presentation from producers, distributors, and manufacturers of dairy products and from others who have need of a statistical compendium on this subject. In addition, formal request was received from The Honorable Secretary of Agriculture who stressed that Department's need of county statistics in the establishment of local goals for increased milk production.

Provision for the Sixteenth Decennial Census was made in the Act providing for the Fifteenth and subsequent Decennial Censuses which was approved June 18, 1929. The information contained in this report was secured from farm operators by census enumerators in a personal canvass of the individual farms.

The collection and compilation of these statistics and the preparation of this volume were under the supervision of Z. R. Pettet, Chief Statistician for Agriculture, assisted by Sherman S. Slick, Assistant Chief Statistician, and members of the staff. Special acknowledgment is given to Warder B. Jenkins, Chief of Technical Staff, for the general form of presentation of tables, maps, and charts. The graphic material was prepared under the supervision of Clarence E. Batschelet, Geographer of the Census.

Respectfully,

J. C. CAPT,
Director of the Census

Hon. JESSE H. JONES,
Secretary of Commerce

SIXTEENTH CENSUS OF THE UNITED STATES: 1940

REPORTS ON AGRICULTURE, IRRIGATION, AND DRAINAGE

Volume I.—Statistics by Counties for Farms, and Farm Property, with Related Information for Farms and Farm Operators; Livestock and Livestock Products; and Crops.

Part 1.—New England, Middle Atlantic, and East North Central States
Part 2.—West North Central States
Part 3.—South Atlantic States
Part 4.—East South Central States
Part 5.—West South Central States
Part 6.—Mountain and Pacific States

Volume II.—Statistics by Counties for Value of Farm Products, Farms Classified by Major Source of Income, and Farms Classified by Total Value of Products.

Part 1.—Northern States
Part 2.—Southern States
Part 3.—Western States

Volume III.—General Report—Statistics by Subjects for the United States, Geographic Divisions, and States.

Chapter I.—Farms and Farm Property
Chapter II.—Size of Farms
Chapter III.—Color, Tenure, and Race of Farm Operators
Chapter IV.—Farm Mortgages and Farm Taxes
Chapter V.—Work Off Farm, Age, and Years on Farm
Chapter VI.—Cooperation, Labor, Expenditures, Machinery, Facilities, and Residence
Chapter VII.—Livestock and Livestock Products
Chapter VIII.—Field Crops and Vegetables
Chapter IX.—Fruits and Nuts and Horticultural Specialties
Chapter X.—Value of Farm Products

United States Summary Bulletins.—Statistics for the United States, Geographic Divisions, and States in condensed form as follows:

First Series Summary—Number of Farms, Uses of Land, Values, Principal Classes of Livestock and Livestock Products; and Specified Crops Harvested.
Second Series Summary—Farm Mortgages, Taxes, Labor, Expenditures, and Miscellaneous Farm Information; Goats and Mohair; and Fruits, Vegetables, and Minor Crops.
Third Series Summary—Value of Farm Products, Farms Classified by Major Source of Income, and Farms Classified by Total Value of Products.

Special Poultry Report.—Statistics by Geographic Divisions and States for Poultry of All Kinds on Hand and Raised; by Counties for Chickens and Chicken Egg Production by Number of Chickens on Hand; and by Counties for Farms Reporting Chickens and Turkeys Raised by Numbers Raised (one volume).

Cows Milked and Dairy Products.—Number of Cows Milked, Milk Produced, Disposition of Dairy Products, and Number of Cows Kept Mainly for Milk Production, Classified by Number of Cows Milked, by Counties; with Related Data for Other Classes of Livestock and Livestock Products for the States and also for the United States.

Territories and Outlying Possessions.—Farms and Farm Property, Livestock and Livestock Products, and Crops (one volume). (Separate agricultural bulletins are available for Hawaii and Puerto Rico)

Territories:
- Alaska
- Hawaii
- Puerto Rico

Outlying Possessions:
- American Samoa
- Guam
- Virgin Islands of the United States

Irrigation of Agricultural Lands.—Statistics by Drainage Basins and by Counties for 20 Irrigation States and a Summary for the United States (one volume).

Twenty Separate State Maps Showing Irrigation by Drainage Basins.
A Separate Composite Map Showing Irrigation by Drainage Basins.

Drainage of Agricultural Lands.—Statistics for 38 Drainage States with County Data for 36 States and a Summary for the United States (one volume).

A Separate Map of the United States Showing Location of Land in Drainage Enterprises for 38 States.

CONTENTS

Page

Introduction — 1
Definitions and explanations — 1
Farms reporting — 1
Livestock and livestock products — 1
Values and income — 2
Conversion factors — 12

CHARTS

Page

Whole milk sold—Number of gallons, by States: 1939 and 1929 — 6
Butter churned on farms—Number of pounds, by States: 1939 and 1899 — 6
Cattle—Number in the United States: 1840-1940 — 7
Cows kept mainly for milk production—Number in the United States: 1850-1940 — 7
Classification by number of cows milked—Farms reporting and number of cows milked, 1939, with number of cows kept for milk, April 1, 1940; for the United States — 7
Classification by number of cows milked in 1939 for the United States and selected States — 7
(a) Percent of total farms in each group reporting milk sold, cream sold, and butter churned — 7
(b) Percent distribution of total quantities of milk sold, cream sold, and butter churned — 7
The dairyman's dollar—Distribution of income on dairy farms and of value of sales of specified dairy products on all farms, for the United States, 1939 — 15

MAPS

Page

Cattle—Increase and decrease — 15
Cows milked: Census of 1940 — 16
Cows milked: Census of 1930 — 16
Cows kept mainly for milk production, April 1, 1940, on farms with no cows milked in 1939 — 16
Cows kept mainly for milk production, April 1, 1940, in relation to cows milked in 1939, on farms reporting cows milked — 16
Cows milked—Increase and decrease — 16
Cows kept mainly for milk production: 1920 — 17
1910 — 17
1900 — 17
1890 — 17
1880 — 17
1870 — 17
1860 — 17
1850 — 17
Dairy products farms, 1939 — 18
Dairy farms, 1929 — 18
Milk produced, number of gallons, 1939 — 18
Value of all dairy products sold or traded, 1939 — 18
Whole milk sold, number of gallons, 1939 — 18
Cream sold, number of pounds of butterfat, 1939 — 18
Butter churned, number of pounds churned on farms, 1939 — 18
Butter sold, number of pounds sold from farms, 1939 — 18
Cows milked, number of farms reporting for 1939 — 19
Any dairy products sold, number of farms reporting for 1939 — 19
Whole milk sold, number of farms reporting for 1939 — 19
Cream sold, number of farms reporting for 1939 — 19
Butter churned, number of farms reporting for 1939 — 19
Butter sold, number of farms reporting for 1939 — 19
Farms with no cows milked in 1939: Census of 1940 — 19
Farms reporting cows kept mainly for milk production, April 1, 1940, with no cows milked in 1939 — 19
Number of farms reporting for 1939:
One cow milked — 20
Two cows milked — 20
One cow milked and milk sold — 20
Two cows milked and milk sold — 20
One cow milked and cream sold — 20
Two cows milked and cream sold — 20
One cow milked and butter churned — 20
Number of farms reporting for 1939:—Continued
Two cows milked and butter churned — 20
Three or four cows milked — 21
Five to nine cows milked — 21
Three or four cows milked and milk sold — 21
Five to nine cows milked and milk sold — 21
Three or four cows milked and cream sold — 21
Five to nine cows milked and cream sold — 21
Three or four cows milked and butter churned — 21
Five to nine cows milked and butter churned — 21
Ten to fourteen cows milked — 22
Fifteen to nineteen cows milked — 22
Ten to fourteen cows milked and milk sold — 22
Fifteen to nineteen cows milked and milk sold — 22
Ten to fourteen cows milked and cream sold — 22
Fifteen to nineteen cows milked and cream sold — 22
Ten to fourteen cows milked and butter churned — 22
Fifteen to nineteen cows milked and butter churned — 22
Twenty to twenty-nine cows milked — 23
Thirty or more cows milked — 23
Twenty to twenty-nine cows milked and milk sold — 23
Thirty or more cows milked and milk sold — 23
Twenty to twenty-nine cows milked and cream sold — 23
Thirty or more cows milked and cream sold — 23
Twenty to twenty-nine cows milked and butter churned — 23
Thirty or more cows milked and butter churned — 23
Cows kept mainly for milk production, April 1, 1940, in relation to cows milked in 1939, in all herds — 24
Cows kept mainly for milk production, April 1, 1930, in relation to cows milked in 1929, in all herds — 24
Cows kept mainly for milk production, April 1, 1940, in relation to cows milked in 1939, on farms reporting—one cow milked — 25
two cows milked — 25
three or four cows milked — 25
five to nine cows milked — 25
ten to fourteen cows milked — 25
fifteen to nineteen cows milked — 25
twenty to twenty-nine cows milked — 25
thirty or more cows milked — 25
Farms with no cows milked in 1939 as a percent of all farms: Census of 1940 — 26

SUMMARY TABLES FOR THE UNITED STATES

Page

History of enumeration of cattle and dairy products—Facsimile copies of portions of schedules devoted to these items: Censuses of 1840 to 1940 — 2
Classification by number of cows milked—Farms reporting, number of cows milked, and milk production, 1939 and 1929; butter churned and dairy products sold, 1939; and number of cows kept mainly for milk production, 1940; with specified averages and percentages; for the United States — 5
Value of farm products sold, traded, or used by farm households on all classified farms and on dairy products farms, for the United States: 1939 — 12
Farms classified by major source of income—Value of all farm products sold, traded, or used by farm households and value of major source; with farms reporting and income from dairy products sold or traded; for the United States: 1939 — 12
Livestock and livestock products—Farms reporting, number, and value of all cattle and cows kept for milk and for beef, and farms reporting, quantity, and value of dairy products, 1840 to 1940; with similar data for other specified classes of livestock and livestock products, 1940 and 1930; for the United States — 14

TABLES FOR GEOGRAPHIC DIVISIONS AND STATES

Page

Farms reporting cows and heifers milked classified by number milked, 1939 and 1929, with total farms reporting for 1934; average number milked per farm reporting, 1939, 1934, and 1929; and ratio of cows kept for milk to cows milked, Censuses of 1940 and 1930; by divisions and States — 28
Cows milked, milk produced, and butter churned—Farms reporting, number of cows milked, production of milk, and quantity and value of butter churned, by divisions and States: 1939, 1934, and 1929 — 30
Cows kept for milk, cows milked, and milk produced—Farms reporting cows kept for milk, 1900 to 1940, and number, 1850 to 1940; farms reporting cows milked, 1919 to 1939, and number milked, 1924 to 1939; and milk produced, 1889 to 1939; by divisions and States — 32
Butter churned on farms—Farms reporting, 1919, 1909, and 1899; and quantity, 1869 to 1939; by divisions and States — 35
Dairy products sold—Farms reporting, quantity, and value of whole milk, cream, and butter sold, by divisions and States: 1939 and 1929 — 36
Dairy products sold—Quantity of whole milk sold, 1869 to 1939; quantity of cream sold, 1899 to 1929; and quantity of butter sold, 1899 to 1939; by divisions and States — 38
Classification by number of cows milked—Farms reporting, number of cows milked, and milk production, 1939 and 1929; butter churned and dairy products sold, 1939; with number of cows kept mainly for milk production, 1940; by divisions and States — 40
Classification by number of cows milked—Ratio of cows kept for milk to cows milked; average milk production per cow; percent of milk sold as whole milk and as cream; and other specified averages and percentages; by divisions and States: 1939 — 62
Cattle—Farms reporting and number of cattle and of cows and heifers, with value of cattle, by divisions and States: 1940, 1935, and 1930 — 74
Cows and heifers kept for milk and for beef—Farms reporting, number, and value, 1940 and 1930; and value of cows and heifers and of other cattle, 1940, 1935, and 1930; by divisions and States — 76
Value of all farm products sold, traded, or used by farm households and income from dairy products sold or traded on all classified farms with similar data for dairy products farms, and selected averages and percentages per farm classified by major source of income, by divisions and States: 1939 — 78
Dairy products farms—Percent of farms reporting and of income from specified sources, by divisions and States: 1939 — 80
Percent of all classified farms reporting income sales of dairy products and percent of total value of farm products sold, traded, or used by farm households represented by income from dairy products sold or traded, by major source of income groups, by divisions and States: 1939 — 81

CONTENTS—Continued

COUNTY TABLE, BY STATES

Cows milked and milk produced, 1939 and 1929; dairy products sold and butter churned, 1939; and cows kept for milk Apr. 1, 1940; by number of cows milked, by Counties

STATE	Page
Alabama	84
Arizona	94
Arkansas	96
California	107
Colorado	118
Connecticut	128
Delaware	129
District of Columbia	130
Florida	130
Georgia	140
Idaho	163
Illinois	169
Indiana	185
Iowa	201
Kansas	216
Kentucky	232
Louisiana	249
Maine	259
Maryland	262
Massachusetts	266
Michigan	269
Minnesota	281
Mississippi	295
Missouri	307
Montana	324

STATE—Continued	Page
Nebraska	332
Nevada	346
New Hampshire	348
New Jersey	350
New Mexico	354
New York	358
North Carolina	369
North Dakota	385
Ohio	391
Oklahoma	405
Oregon	417
Pennsylvania	423
Rhode Island	434
South Carolina	435
South Dakota	442
Tennessee	452
Texas	466
Utah	504
Vermont	509
Virginia	511
Washington	526
West Virginia	533
Wisconsin	541
Wyoming	553

COWS MILKED AND DAIRY PRODUCTS

INTRODUCTION

Increased interest in dairy production during this war period has arisen through the impetus of producing not only for domestic use, but also for lend-lease requirements. This interest, coupled with the need of various governmental agencies, producers, distributors, and manufacturers, prompted this presentation. Formal request for such a publication was received from the Secretary of Agriculture who stated, in part:

> "* * * This information is in constant demand by governmental agencies on a county unit (basis) and is necessary to the establishment of accurate local goals for increased milk production. * * * These county data will * * * bring home to county organizations of farmers the reasonableness of their production goals and their personal responsibility for the accomplishment of the goals.
>
> "* * * many employees in the Department of Agriculture, who are working on the problem of production goals for dairy products to meet our war needs, have expressed a lack of basic information on numbers of cows milked and production of milk, by counties, and by size of herd milked.* * *
>
> "Need for these data on a county basis has recently been expressed, also, by operators of factories manufacturing machines designed to reduce the amount of hand work necessary in milk production. Inquiries have also been made by companies who are interested in establishing factories for processing milk in various ways for export to our allies.
>
> "* * * these tabulations by counties are needed for effectual planning and successful accomplishment of the farmer's part in production for victory."

The primary purpose in presenting this report entitled "Cows Milked and Dairy Products" is to make available, by counties, much of the data collected by the 1940 Federal Census of Agriculture relating to cows milked. These statistics relate to milk produced, and quantity of and income from specified dairy products sold, particularly, when these items are arrayed by size of milking herd, or more precisely by the number of cows and heifers milked during all or any part of the 1939 calendar year.

To portray more effectively the geographic distribution of the production of dairy products and the form in which the producer disposes of his products, the presentation of the numerical data has been supplemented by the use of visual aids in the form of maps and diagrams. A historical series of dot maps is also given to show the growth of dairying, since data relative to the number of "milch cows" were first collected in 1850.

A classification by number of cows milked was first made in the Census of 1930, but not as many items were included, nor was the number of class units as numerous as in 1940. In the earlier Census, the classification was made only for the number of herds, the total number of cows milked with the number which was of beef or dual-purpose breeding, and milk production. In the 1940 classification, information was secured for the number of herds, the total number of cows milked, the number of cows kept for milk, milk production, butter churned on farms, farms reporting any dairy products sold, and the quantities of whole milk, cream, and butter sold. However, in the later Census, information was not secured as to the proportion of cows milked which was of beef or dual-purpose breeding. In 1930, data were tabulated for 9 class units; whereas, in 1940, data were tabulated for 13 class units, the additional groups representing a further breakdown of the smaller herds.

Additional tables are presented to show, by States, the relationship of—

(1) The number of cows kept mainly for milk production to the total number of mature cows.
(2) Total number of cows to total number of cattle
(3) The value of cattle to the total value of all livestock.
(4) Total value of dairy products to the total value of all livestock products.
(5) The income from sales of dairy products to the total gross farm income for all farms and also for specified groups of farms.
(6) The income from various specified sources for dairy products farms to the income for all classified farms.

Derived figures are given to bring out all of the relationships more clearly, and comparative figures for earlier censuses are given when available.

DEFINITIONS AND EXPLANATIONS

Only those items are discussed which need clarification or for which explanatory remarks affecting comparability are required. Other publications give, in considerable detail, a description of the method of canvass, the definition of a farm, a discussion of the comparability of livestock numbers and livestock production, the method of classifying farms as to income, etc.

In the definition of a farm carried on the general farm schedule, the enumerator was cautioned to "Include dry-lot or barn dairies,* * *" and "* * * not report as a farm any tract of land of less than 3 acres, unless its agricultural products in 1939 were valued at $250 or more." Thus, the numbers of cows and the production of milk shown in this report are not quite all-inclusive of all cows or of total milk production.

Farms reporting.—The term "farms reporting" indicates the number of farms for which the specified items shown in a particular table were reported. If there were 1,922 farms in a county and sale of dairy products were made from 1,465 of these farms in the calendar year 1939, and the enumeration of that item was complete, the number of farms reporting dairy products sold would be given in the table as 1,465.

Livestock and livestock products.—For convenience, the term "livestock" in the Census reports is made to include not only domestic animals, such as horses, mules, cattle, sheep, and goats, but also fur-bearing animals kept in captivity, poultry, and bees. It follows, then, that the term "livestock products" should include production from the above classes. This general usage is followed throughout with one exception, viz, the term "livestock sold or traded" excludes poultry, bees, and fur animals in tables 3, 4, 16, 17, and 18. Income from sales of poultry and poultry products is shown in a separate total; while income from bees, honey, wax, goat milk, and fur animals, together with income from wool, mohair, meat, hides, etc., is included in the figure for "other livestock products."

In theory, a change in the date of enumeration should have little effect on the volume of milk production reported for the previous calendar year. However, experience indicates that, when accurate records of production are not kept, daily production of milk at the time of the enumeration does affect the total volume reported for a calendar year. This means that a census of milk production taken as of April 1, or near peak production, for the previous calendar year, would tend to give somewhat higher figures than a census taken in January which is near the low point of production.

The nature and form of the inquiries for recording inventories of cattle, number of cows milked, quantity of milk produced, quantity of butter churned, and sales of specified dairy products are given in table 1 along with numerical totals for the United States. These are given for each Census beginning with the first Census of Agriculture in 1840. As may be noted by an inspection of these inquiries, the terminology for determining the number of milk cows and the number of cows milked has not been constant. Most of these differences are brought out also in the historical tables. No separation of milk cows was made in 1840. The first recording of the number of cows milked was made in the Census of 1925 and has been repeated for each succeeding census. A slight improvement in the wording of the question for this item was attempted in the 1940 Census in that the number was to relate to cows milked during **any** part of the previous year; whereas, in the previous censuses the inquiry mentioned the number milked during **all** or **any** part of the previous year. In presenting the data for the number of cows and heifers on hand and the number of cows and heifers milked, the word "heifers" is sometimes omitted for brevity.

Attention is directed to the relationship of the figures for the number of cows kept for milk and the number of cows milked for the three censuses where these contrasts can be made. In 1940, the number of cows kept mainly for milk production exceeds the number of cows milked by 2,137,868. For the other two years, the number of cows milked exceeds the number kept for milk, the differences being 625,266 for 1930, and 3,254,780 for 1925. It should be remembered that the totals for the number of cows milked include some cows which were of dual-purpose type and some which were kept mainly for beef production. As stated previously, this total was secured in the 1930 Census only, and for that Census the number of beef and of dual-purpose cows milked was 3,371,597. A comparison of all these data indicates that dairy herds were expanding rapidly at the time of the 1940 census, or that farmers had been replacing beef with dairy-type cows, or that they were possibly keeping cows of identical type conformation, but for a different purpose. The interpretation placed upon each question, by the enumerators, in each of the censuses, if known, would throw additional light on which of these indications prevailed. To indicate more clearly in which size herds the potential increases in milk production would come, and in which geographic areas such increases would occur, reference should be made to tables 12 and 13 and to the series of maps presented.

In chapter VII of volume III of the 1940 Reports for the Census of Agriculture, it is stated that some enumerators erroneously distributed "all cattle" into the two classes, viz. cows kept for milk and cows kept for beef, but that replies to correspondence indicated the enumerators reported the true number of cows kept for milk. This reference also states that making the necessary adjustments on numbers "kept for beef" offered considerable difficulty, but was accomplished in a fairly satisfactory manner.

Values and income.—The 1940 values for livestock and livestock products are calculated figures derived by multiplying numbers or production by unit prices. The latter were obtained jointly by the Bureau of the Census and the United States Department of Agriculture.

The figures for farm income for the calendar year 1939, shown in this report, were enumerated, i. e., they were secured by enumerators from the operators in response to 10 separate questions. These questions, in the order of their appearance on the schedule, were as follows:

Value of **all** dairy products **sold** or traded in 1939.
Value of **all** livestock **sold** or traded in 1939, except poultry, bees, and fur animals.
Value of all poultry, eggs, baby chicks, poults, etc., **sold** or traded in 1939.
Value of wool, mohair, meat, hides, etc., bees, honey, wax, and fur animals and pelts **sold** or traded in 1939.
Value of the crops reported under Questions 87-142 (including landlord's share) which were or are to be **sold** or traded. (Crops used in this question refer to field crops harvested in 1939.)
Value of vegetables harvested in 1939 FOR SALE.
Horticultural specialties, sales in 1939.
Value of all fruits and nuts, including small fruits, produced in 1939, that were or are to be **sold** or traded.
Value (estimated) of products of this farm in 1939 that were **used** by your family and by all households on this farm.
Value of forest products **sold** in 1939.

The first of the questions which related to the value of dairy products called for the value of all dairy products (other than goat milk and goat cheese) sold or traded in 1939. The question specified milk, cream, butter, and cheese, and the enumerator was instructed to include the sale of byproducts, such as buttermilk or skim milk.

Dairy animals sold alive were included under the second income question, although the proceeds could reasonably be considered as dairy income.

The 10 questions given above relating to sales of farm products and the value of products used on the farms by farm households furnished the basis for classifying the farms by major source of income. The basis for this classification was the largest value reported for any of the individual questions. This method of classification, although not wholly satisfactory, points out areas of intensive production.

TABLE 1.—HISTORY OF ENUMERATION OF CATTLE AND DAIRY PRODUCTS—FACSIMILE COPIES OF PORTIONS OF SCHEDULES DEVOTED TO THESE ITEMS: CENSUSES OF 1840 TO 1940

(Figures in italics are United States totals)

CENSUS OF 1940 (APR.1)

53. **Cattle and calves** *over 3 months old*, Apr. 1, 1940..... Number.. *60,671,736*
Of this number, how many were--
54. **Cows and heifers that were 2 years old and over on January 1, 1940, and are--**
(a) Kept mainly for **milk** production?..... Number.. *24,977,421*
(b) Kept mainly for **beef** production?..... Number... *9,448,761*

Cows milked and dairy products, 1939:
55. **Total cows milked** during any part of 1939 (include heifers milked) ..... Number.. *21,936,556*
56. **Milk produced in 1939** (report in gallons: 8.6 pounds = 1 gallon) ..... Gallons. *11,508,245,769*
Report all milk produced, whether consumed, sold, fed to stock, or otherwise disposed of.
57. **Butter churned on farm in 1939**..... Pounds. *428,692,339*

58. Whole milk sold in 1939	59. Cream sold in 1939 (Butterfat content)	60. Butter sold in 1939
Gallons ... *6,375,407,901*	Pounds of butterfat... *1,090,261,486*	Pounds *76,558,256*

61. Value of **all** dairy products **sold** or traded in 1939--milk, cream, butter, cheese, etc. (Omit cents)..... $.. *1,118,192,799*

CENSUS OF 1935 (JAN.1)

81. Total *cattle* and *calves*, of all ages, Jan. 1, 1935..... *Number*.. *68,284,409*
Of the total number, how many are:
82. *Calves* under 1 year of age?..... *Number*.. *16,116,819*
83. *Heifers* 1 year old and under 2 years?..... *Number*... *8,298,913*
84. *Steers* and *bulls* 1 year old and over?..... *Number*... *6,958,095*
85. *Cows* and *heifers* 2 years old and over?..... *Number*.. *36,930,584*

Cows milked and milk and butter produced on farm in 1934:
86. Total *cows* and *heifers* of *all kinds milked* during all or any part of 1934..... *Number*.. *24,581,669*
87. *Milk produced in 1934* (report in *gallons:* 8.6 pounds equal 1 gallon)..... *Gallons.* *10,666,065,473*
Report all milk produced, whether consumed, sold, fed to stock, or otherwise disposed of.
88. *Butter churned* on this farm in 1934..... *Pounds.* *558,648,652*

CENSUS OF 1930 (APR. 1)

Cattle, April 1, 1930:
74. Calves born *since* January 1, 1930..... *Number*... *9,645,526*
75. Steers and bulls born in 1929 (yearlings)..... *Number*... *6,312,891*
76. Heifers born in 1929 (yearlings)..... *Number*... *8,744,021*
77. Bulls born *before* 1929..... *Number*... *1,262,516*
78. Steers born in 1928 (2-year olds)..... *Number*... *2,615,849*
79. Steers born *before* 1928..... *Number*... *1,135,762*
80. Heifers born in 1928, being kept mainly for milk cows (2-year olds)..... *Number*... *3,759,401*
81. Heifers born in 1928, being kept mainly for beef cows or beef production (2-year olds)..... *Number*... *2,083,911*
82. Cows and heifers born *before* 1928, kept mainly for milk production..... *Number*.. *20,498,955*
83. Cows and heifers born *before* 1928, kept mainly for beef production..... *Number*... *7,856,994*

Cows milked and milk and butter produced on this farm in 1929:
84. Total number of cows and heifers (both beef and dairy) milked during all or any part of 1929..... *Number*.. *21,124,221*
85. Of the cows and heifers milked, how many were mainly of beef or of dual-purpose breeding?..... *Numbsr*... *3,371,597*
86. Milk produced in 1929 (8.6 lbs. equal 1 gal.)..... *Gallons.* *11,052,023,357*
Report all milk produced, whether consumed, sold, fed to stock, or otherwise disposed of. This quantity must be sufficient to cover products reported under Questions 87 to 90.
87. Butter churned in 1929..... *Pounds.* *542,064,289*

Dairy products sold in 1929:	Quantity sold in 1929	Received from sales in 1929
88. Milk sold as whole milk.....	*Gals.*... *4,455,638,767*	$..... [1] (Omit cents)
89. Cream sold as butterfat.....	*Lbs.*... *1,179,905,874* (Butterfat)	$..... [1] (Omit cents)
90. Cream sold *not* as butterfat.....	*Gals.*... *15,846,164*	$..... [1] (Omit cents)
91. Butter sold (churned on this farm)...	*Lbs.*... *155,045,359*	$..... [1] (Omit cents)

92. Number of cows and heifers that are being milked *daily* at present time..... *Number*.. *16,666,688*
93. *Daily* production of milk at present time..... *Gallons.* *56,328,207*

[1] Not available.

TABLE 1.—HISTORY OF ENUMERATION OF CATTLE AND DAIRY PRODUCTS—FACSIMILE COPIES OF PORTIONS OF SCHEDULES DEVOTED TO THESE ITEMS: CENSUSES OF 1840 TO 1940—Continued

CENSUS OF 1925 (JAN. 1)

Beef cattle on this farm Jan. 1, 1925 (cattle kept mainly for beef production):		
122. Calves under 1 year of age	Number	[1] 12,962,146
123. Heifers 1 year old and under 2 years	Number	5,872,907
124. Cows and heifers 2 years old and over	Number	14,908,978
125. Steers 1 year old and over. Include both steers born of beef cows and steers born of dairy cows.	Number	6,903,472
126. Bulls 1 year old and over	Number	[2] 1,408,800
Dairy cattle on this farm Jan. 1, 1925 (cattle kept mainly for milk production): Report all steers under beef cattle, Question 125.		
127. Dairy bulls 1 year old and over	Number	([1])
128. Dairy calves under 1 year of age	Number	([2])
129. Dairy heifers 1 year old and under 2 years	Number	5,069,197
130. Dairy cows and heifers 2 years old and over	Number	17,644,867
Dairy products in 1924:		
131. Total amount of milk produced in 1924. Include all milk produced, whether sold, consumed on farm, fed to animals, or otherwise disposed of. 100 pounds equal 11.6 gallons.	Gals.	[3] 9,198,303,635
132. Total number of cows milked on this farm during all or any part of the year 1924. Include both dairy cows and beef cows which were milked.	Number	20,699,647
133. Butter made on farm in 1924	Lbs.	642,803,267
134. Butterfat sold in 1924	Lbs.	1,061,062,565
135. Cream sold in 1924 (not on a butterfat basis)	Gals.	45,735,694
136. Whole milk sold in 1924 (not on a butterfat basis)	Gals.	2,666,611,999

CENSUS OF 1920 (JAN. 1)

	NUMBER.	TOTAL VALUE.
37. Beef cattle, January 1, 1920 (cattle kept mainly for beef production):		
1. Calves under 1 year of age	8,597,958	$ 212,763,872
2. Heifers 1 year old and under 2 years of age	5,981,205	156,619,176
3. Cows and heifers 2 years old and over	12,624,996	739,155,096
4. Steers 1 year old and under 2 years of age	4,650,347	225,197,635
5. Steers 2 years old and over	4,629,778	350,217,958
6. Bulls 1 year old and over	725,165	77,809,896
38. Dairy cattle, January 1, 1920 (cattle kept mainly for milk production):		
1. Calves under 1 year of age	6,864,986	$ 142,325,582
2. Heifers 1 year old and under 2 years of age	4,048,851	169,159,245
3. Cows and heifers 2 years old and over	19,675,297	1,507,513,140
4. Bulls 1 year old and over	772,320	66,373,267

	QUANTITY.	TOTAL VALUE.
39. Milk produced in 1919:		
1. Total amount of milk produced. Include milk fed to animals, consumed on farm, sold, or otherwise disposed of (100 pounds equal 11.6 gallons).	Gals. [4] 7,805,143,792	X X X
40. Disposition of milk:		
1. Milk sold in 1919	Gals. 2,529,331,413	$ 717,380,222
2. Cream sold in 1919	Gals. 82,247,580	111,905,929
3. Butter fat sold in 1919	Lbs. 532,244,072	303,552,156
4. Butter made on farm in 1919	Lbs. 707,666,492	X X X
5. Butter sold in 1919	Lbs. 207,859,564	106,973,742
6. Cheese made on farm in 1919	Lbs. 6,371,396	X X X

CENSUS OF 1910 (APR. 15)

ANIMALS.	Number.	Value.
27. CATTLE:		
Cows and heifers kept for milk, born before January 1, 1909	20,625,432	$ 706,236,307
Cows and heifers not kept for milk, born before January 1, 1909	12,023,682	269,160,193
Heifers born in 1909	7,295,880	103,194,026
Calves born after January 1, 1910	7,806,539	52,000,133
Steers and bulls born in 1909	5,450,289	91,586,307
Steers and bulls not kept for work, born before January 1, 1909	7,598,256	256,314,867
Steers kept for work, born before January 1, 1909	([5])	([5])

38. DAIRY PRODUCTS IN 1909:

DAIRY PRODUCTS.	TOTAL PRODUCED.		TOTAL SOLD.	
	Quantity.	Value.	Quantity.	Amount received.
Milk	Gals. [6] 7,466,406,384	$ ([5])	Gals. 1,937,255,864	$ 252,436,757
Butter	Lbs. 994,650,610	222,661,440	Lbs. 415,080,489	100,378,123
Cream	X	X	Gals. 54,933,563	37,655,047
Butter fat	X	X	Lbs. 305,662,587	82,311,511
Cheese	Lbs. 9,405,864	1,148,709	Lbs. 8,136,901	987,974

CENSUS OF 1900 (JUNE 1)

38. Farm animals: Number and value, June 1, 1900, of all the animals on the farm, whether belonging to the occupant of the farm or to others.

ANIMALS.	Ages in years.	Number.	Value.
Calves	Under 1	15,315,582	$ 137,290,001
Steers	1 and under 2	6,953,113	130,352,202
Steers	2 and under 3	5,193,006	151,386,664
Steers	3 and over	3,073,267	109,366,503
Bulls	1 and over	1,315,132	45,562,004
Heifers	1 and under 2	7,174,483	121,528,076
Cows kept for milk	2 and over	17,135,633	508,616,501
Cows and heifers not kept for milk	2 and over	11,559,194	271,302,682

42. Dairy products of 1899: Report, as sold, all milk and cream delivered to cooperative creameries and factories, *but report no butter or cheese made in factories or creameries.* Where milk or cream is sold by the pound, the enumerator must erase "gals." and write in its place "lbs." before filling in the schedule.

PRODUCTS.	Quantities produced in 1899.		SOLD IN 1899. Quantities sold.		Received from sales.
Milk	Gals.	[7] 7,265,804,304	Gals.	2,154,830,207	$ 184,817,119
Cream		X	Gals.	20,768,662	8,838,776
Butter	Lbs.	1,071,626,056	Lbs.	518,042,767	86,570,973
Cheese	Lbs.	16,572,318	Lbs.	14,692,542	1,342,444

43. Total value of all milk, cream, butter, and cheese produced in 1899, and consumed on the farm ..... $ [8] 472,276,785

[1] Dairy calves included with beef calves.
[2] Dairy bulls included with beef bulls.
[3] Includes estimates for incomplete reports.
[4] Figure given includes estimates amounting to 911,416,374 gallons for 661,820 farms which reported dairy cows on hand, but did not report milk.
[5] Not available.
[6] Includes 1,852,706,910 gallons estimated as produced on farms which reported cows kept for milk, but no milk produced.
[7] Includes estimates.

TABLE 1.—HISTORY OF ENUMERATION OF CATTLE AND DAIRY PRODUCTS—FACSIMILE COPIES OF PORTIONS OF SCHEDULES DEVOTED TO THESE ITEMS: CENSUSES OF 1840 TO 1940—Continued

CENSUS OF 1890 (JUNE 1)

NEAT CATTLE.			DAIRY.									
On hand June 1, 1890.			Milk.					Cream.		Butter.		Cheese.	
Working oxen.	Milch cows.	Other cattle.	Total milk produced on farm in 1889. (1)	Sold for consumption in families. (1)	Sent to creamery or factory. (1)	Used on farm, including for butter and cheese.	Used on farm in raising cream for sale, including for creamery or factory.	Sent to creamery or factory. (1)	Sold other than to creamery or factory. (1)	Made on farm, 1889. (1)	Sold, 1889. (1)	Made on farm, 1889. (1)	Sold, 1889. (1)
No.	No.	No.	Gals.	Gals.	Gals.	Gals.	Gals.	Qts.	Qts.	Lbs.	Lbs.	Lbs.	Lbs.
1,117,494	16,511,950	33,734,128	5,210,125,567	(2)	(2)	(2)	(2)	(2)	(2)	1,024,223,468	(2)	18,726,818	(2)

1—Small amounts: Do not omit small amounts of products; for instance, a farmer may make only two pounds of butter a week and think it too small an amount to return, but all such small amounts should be given.
2 Not available.

CENSUS OF 1880 (JUNE 1)

NEAT CATTLE AND THEIR PRODUCTS.					
On hand June 1, 1880.			Milk sold or sent to butter and cheese factories in 1879.	Butter made on the farm in 1879.	Cheese made on the farm in 1879.
Working oxen.	Milch cows.	Others.			
No.	No.	No.	Gals.	Lbs.	Lbs.
24	25	26	32	33	34
993,941	12,443,120	22,488,550	530,129,755	777,250,287	27,272,489

CENSUS OF 1870 (JUNE 1)

LIVESTOCK, JUNE 1, 1870.			PRODUCE DURING THE YEAR ENDING JUNE 1, 1870.		
			Dairy products.		
Milch cows.	Working oxen.	Other cattle.	Butter.	Cheese. [1]	Milk sold.
No.	No.	No.	Lbs.	Lbs.	Gals.
10	11	12	33	34	35
8,935,332	1,319,271	13,566,005	514,092,683	53,492,153	235,500,599

[1] This will include only such cheese as is made upon the farm. Milk sent to cheese factories will be regarded as milk sold off the farm.

CENSUS OF 1860 (JUNE 1)

LIVE STOCK, JUNE 1, 1860.			PRODUCE DURING THE YEAR ENDING JUNE 1, 1860.	
Milch cows.	Working oxen.	Other cattle.	Butter, pounds of.	Cheese, pounds of.
8	9	10	30	31
5,585,735	2,254,911	14,779,373	459,681,372	103,663,927

CENSUS OF 1850 (JUNE 1)

LIVE STOCK, JUNE 1, 1850.			PRODUCE DURING THE YEAR ENDING JUNE 1, 1850.	
Milch cows.	Working oxen.	Other cattle.	Butter, pounds of.	Cheese, pounds of.
8	9	10	30	31
6,386,094	1,700,744	9,693,069	313,345,306	105,535,693

CENSUS OF 1840 (JUNE 1)

LIVE STOCK.	COTTON, SUGAR, SILK, ETC.
Neat cattle.	Value of products of the dairy.
14,971,586	$33,787,008

TABLE 2.—CLASSIFICATION BY NUMBER OF COWS MILKED—FARMS REPORTING, NUMBER OF COWS MILKED, AND MILK PRODUCTION, 1939 AND 1929; BUTTER CHURNED AND DAIRY PRODUCTS SOLD, 1939; AND NUMBER OF COWS KEPT MAINLY FOR MILK PRODUCTION, 1940; WITH SPECIFIED AVERAGES AND PERCENTAGES; FOR THE UNITED STATES

(Figures for divisions and States in tables 6, 12, and 15)

NUMBER OF COWS MILKED	COWS AND HEIFERS MILKED							MILK PRODUCED (GALLONS)						COWS AND HEIFERS KEPT MAINLY FOR MILK PRODUCTION, APR. 1, 1940		
	Farms reporting		Number			Average per farm reporting				Average per farm reporting		Average per cow milked		Farms reporting	Number	
	1939	1929	1939	1929		1939	1929	1939	1929	1939	1929	1939	1929		Total	Ratio to cows milked (percent)
				Total	Of beef or dual-purpose breeding											
Total	4,663,431	4,615,529	21,936,556	21,124,221	3,371,597	4.7	4.6	11,508,243,769	11,052,023,357	2,468	2,395	525	523	4,644,317	24,074,424	109.7
No cows milked	---	---	---	---	---	---	---	---	---	---	---	---	---	135,370	392,220	xxx
1 cow	1,432,274	2,274,862	1,432,274	3,177,427	348,454	1.0	1.4	641,539,934	1,373,791,674	448	604	448	432	1,346,906	1,743,489	121.7
2 cows	926,332		1,852,664			2.0		728,333,300		786		393		896,977	2,107,897	113.8
3 cows	441,731		1,325,193			3.0		531,639,983		1,204		401		430,766	1,476,429	111.4
4 cows	347,954	1,781,581	1,391,816	9,051,228	1,868,940	4.0	5.1	587,540,271	4,347,027,444	1,689	2,440	422	480	340,546	1,512,710	108.7
5 to 9 cows	922,486		6,048,437			6.6		2,905,919,650		3,150		480		907,691	6,437,789	106.4
10 to 14 cows	336,249	454,098	3,870,183	5,803,277	921,526	11.5	12.8	2,156,433,693	3,331,218,259	6,413	7,336	557	574	332,311	4,063,625	105.0
15 to 19 cows	131,091		2,161,838			16.5		1,325,505,381		10,111		613		129,702	2,270,630	105.0
20 to 29 cows	84,706	73,263	1,934,607	1,665,224	150,593	22.8	22.7	1,255,739,267	1,040,657,986	14,825	14,204	649	625	83,814	2,026,714	104.8
30 to 49 cows	30,520	24,307	1,080,887	855,943	54,149	35.4	35.2	736,551,473	556,735,852	24,133	22,904	681	650	30,211	1,142,738	105.7
50 to 74 cows	6,363	4,935	367,055	283,387	15,982	57.7	57.4	265,568,936	192,954,096	41,736	39,099	724	681	6,319	398,058	108.4
75 to 99 cows	1,728	1,276	144,264	105,559	4,245	83.5	82.7	111,554,405	75,323,332	64,557	59,031	773	714	1,721	155,899	108.1
100 to 199 cows	1,633	1,044	205,984	130,279	6,199	126.1	124.8	159,762,987	91,124,465	97,834	87,284	776	699	1,621	223,083	108.3
200 cows and over	364	165	121,354	51,897	1,509	333.4	314.5	102,154,491	43,190,249	280,644	261,759	842	832	362	123,143	101.5

NUMBER OF COWS MILKED	BUTTER CHURNED, 1939			DAIRY PRODUCTS SOLD, 1939														
	Farms reporting	Quantity (pounds)		Farms reporting any dairy products sold [1]	Whole milk sold			Cream sold			Butter sold					Percent of farms reporting sales of any dairy products [1] which reported—		
		Total	Average per farm reporting		Farms reporting	Quantity (gallons)		Farms reporting	Butterfat content (pounds)		Farms reporting	Quantity (pounds)		Ratio (percent) to butter churned		Whole milk sold	Cream sold	Butter sold
						Total	Average per farm reporting		Total	Average per farm reporting		Total	Average per farm reporting	Farms reporting	Pounds			
Total	2,930,152	428,692,339	146	2,630,846	953,898	5,375,407,901	5,635	1,460,383	1,090,261,486	747	389,316	76,358,236	196	13.3	17.8	36.3	55.5	14.8
1 cow	1,105,195	123,241,879	112	226,557	51,038	11,096,565	217	78,143	8,308,585	106	116,956	8,949,657	77	10.6	7.3	22.5	34.5	51.6
2 cows	721,058	109,339,726	152	369,765	79,619	40,489,528	509	201,228	38,677,515	192	118,796	14,092,734	119	16.5	12.9	21.5	54.4	32.1
3 cows	511,076	49,962,852	161	290,042	70,719	67,579,334	956	187,093	56,463,211	302	53,143	9,225,414	174	17.1	18.5	24.4	64.5	18.3
4 cows	219,500	35,410,174	161	285,076	76,403	110,466,032	1,446	192,082	81,239,858	423	32,908	7,812,728	237	15.0	22.1	27.0	67.9	11.6
5 to 9 cows	442,864	75,511,033	171	871,081	308,522	956,973,822	3,102	560,902	433,966,626	774	51,057	20,004,219	392	11.5	26.5	35.4	64.4	5.9
10 to 14 cows	91,774	20,077,755	219	334,300	174,752	1,129,289,508	6,462	166,768	255,601,151	1,533	9,720	7,003,644	721	10.6	34.9	52.3	49.9	2.9
15 to 19 cows	21,372	5,875,042	275	130,879	88,183	882,028,014	10,002	46,807	112,079,074	2,394	2,798	2,668,757	954	13.1	45.4	67.4	35.8	2.1
20 to 29 cows	11,686	4,224,959	362	84,581	67,626	974,614,478	14,412	20,610	67,052,981	3,253	2,139	2,487,782	1,163	18.3	58.9	80.0	24.4	2.5
30 to 49 cows	4,290	2,475,899	577	30,484	27,631	632,797,482	22,902	4,965	21,271,239	4,284	1,203	1,803,916	1,500	28.0	72.9	90.6	16.3	3.9
50 to 74 cows	870	1,041,990	1,198	6,356	5,900	233,339,851	39,549	1,127	7,163,361	6,356	354	888,585	2,510	40.7	85.3	92.8	17.7	5.6
75 to 99 cows	238	570,969	2,399	1,728	1,601	97,751,390	61,044	339	3,140,744	9,265	115	529,212	4,602	48.3	92.7	92.7	19.6	6.7
100 to 199 cows	182	751,745	4,130	1,633	1,555	144,584,887	92,981	256	3,359,341	13,122	97	700,636	7,223	53.3	93.2	95.2	15.7	5.9
200 cows and over	47	208,336	4,433	364	349	94,417,010	270,536	63	1,937,802	30,759	30	192,974	6,432	63.8	92.6	95.9	17.3	8.2

NUMBER OF COWS MILKED	PERCENT OF FARMS REPORTING COWS MILKED IN 1939 THAT REPORTED—					PERCENT OF MILK PRODUCED IN 1939—			PERCENT DISTRIBUTION												
	Butter churned	Sales of—				Sold as whole milk	Sold as cream	Disposed of other than by sales of milk and cream	Cows and heifers milked				Milk produced (gallons)		Butter churned, 1939 (pounds)	Dairy products sold, 1939						
		Any dairy products [1]	Whole milk	Cream	Butter				Farms reporting		Number		1939	1929		Farms reporting any dairy products sold [1]	Whole milk sold		Cream sold		Butter sold
									1939	1929	1939	1929					Farms reporting	Gallons	Farms reporting	Butterfat content (lbs.)	Farms reporting	Pounds
Total	62.8	56.4	20.5	31.3	8.3	46.7	29.0	24.3	100.0	100.0	100.0	100.0	100.0	100.0	100.0	100.0	100.0	100.0	100.0	100.0	100,0
1 cow	77.2	15.8	3.6	5.5	8.2	1.7	3.8	94.5	30.7	49.3	6.5	15.0	5.6	12.4	28.7	8.6	5.4	0.2	5.4	0.8	30.0	11.7
2 cows	77.8	39.9	8.6	21.7	12.8	5.6	15.7	78.7	19.9		8.4		6.3		25.5	14.1	8.3	0.8	13.8	3.5	30.5	18.5
3 cows	70.4	65.7	16.0	42.4	12.0	12.7	31.6	55.7	9.5		6.0		4.6		11.7	11.0	7.4	1.3	12.8	5.2	13.7	12.1
4 cows	63.1	81.4	22.0	55.2	9.5	18.8	41.5	39.7	7.5	38.6	6.3	42.8	5.1	39.3	8.3	10.8	8.0	2.1	13.2	7.5	8.5	10.2
5 to 9 cows	48.0	94.4	33.4	60.8	5.5	32.9	45.7	21.4	19.8		27.6		25.3		17.6	35.1	32.3	17.8	38.4	39.8	13.1	26.2
10 to 14 cows	27.3	99.4	52.0	49.6	2.9	52.4	36.8	10.8	7.2	9.8	17.6	27.5	18.7	30.1	4.7	12.7	18.3	21.0	11.4	23.4	2.5	9.2
15 to 19 cows	16.3	99.8	67.3	35.7	2.1	66.5	26.3	7.2	2.8		9.9		11.5		1.4	5.0	9.2	16.4	3.2	10.3	0.7	3.5
20 to 29 cows	13.8	100.0	79.8	24.3	2.5	77.6	16.6	5.8	1.8	1.6	8.8	7.9	10.9	9.4	1.0	5.2	7.1	18.1	1.4	6.2	0.5	3.5
30 to 49 cows	14.1	99.9	90.5	16.3	3.9	85.9	8.8	5.3	0.7	0.5	4.9	4.1	6.4	5.0	0.6	1.2	2.9	11.8	0.3	2.0	0.3	2.4
50 to 74 cows	13.7	99.9	92.7	17.7	5.6	87.9	8.1	4.0	0.1	0.1	1.7	1.3	2.3	1.7	0.2	0.2	0.6	4.3	0.1	0.7	0.1	1.2
75 to 99 cows	13.8	100.0	92.7	19.6	6.7	87.6	8.5	3.9	(2)	(2)	0.7	0.5	1.0	0.7	0.1	0.1	0.2	1.8	(2)	0.3	(2)	0.7
100 to 199 cows	11.1	100.0	95.2	15.7	5.9	90.5	6.3	3.2	(2)	(2)	0.9	0.6	1.4	0.8	0.2	0.1	0.2	2.7	(2)	0.3	(2)	0.9
200 cows and over	12.9	100.0	95.9	17.3	8.2	92.4	5.8	1.8	(2)	(2)	0.6	0.2	0.9	0.4	(2)	(2)	(2)	1.8	(2)	0.2	(2)	0.5

[1] Quantity of milk, cream, or butter. See text discussion.
[2] Less than one-tenth of 1 percent.

WHOLE MILK SOLD - NUMBER OF GALLONS, BY STATES: 1939 AND 1929

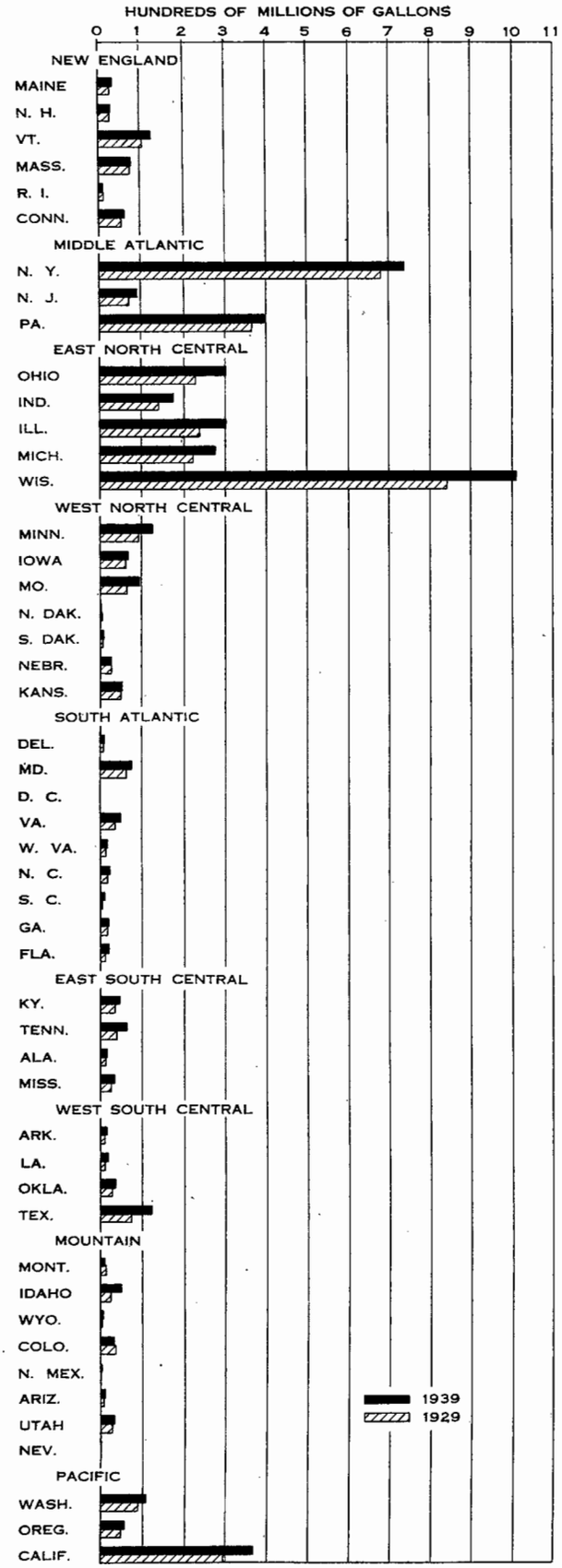

BUTTER CHURNED ON FARMS - NUMBER OF POUNDS, BY STATES: 1939 AND 1899



In table 2 the number of farms reporting any dairy products sold is given as 2,630,846 and is based on the number of farms reporting one or more of the following: Gallons of whole milk sold, cream sold in terms of pounds of butterfat, and pounds of butter sold. In table 4 the number of farms reporting dairy products sold or traded is given as 2,647,851 and is based on the number of farms reporting dollar sales in response to the first question on income given above. Accordingly, 17,005 more farms, or 0.6 percent, reported income from sales than reported quantities of milk, cream, or butter sold. This difference was general, occurring in all geographic divisions. A part of this difference was conceivably due to some farms having sold milk products, such as cheese, ice cream, skim milk, or buttermilk, for which actual quantity information was not required. Offsetting this, to some extent, would be those farms which were unclassified as to income which may have had either or both quantity sales and dollar income from sales of dairy products.

Classification by Number of Cows Milked — Farms Reporting and Number of Cows Milked, 1939, with Number of Cows Kept for Milk, April 1, 1940: for the United States

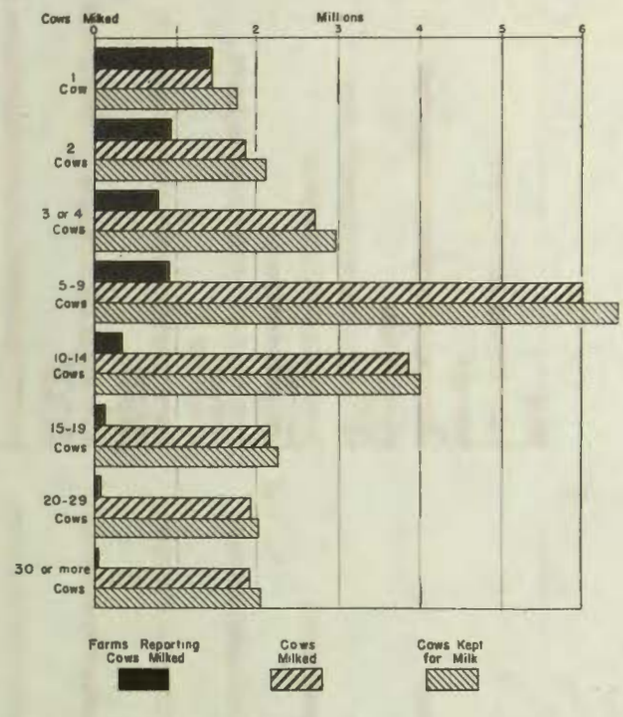

CATTLE - NUMBER IN THE UNITED STATES: 1840 - 1940



COWS KEPT MAINLY FOR MILK PRODUCTION - NUMBER IN THE UNITED STATES: 1850 - 1940



CLASSIFICATION BY NUMBER OF COWS MILKED IN 1939 FOR THE UNITED STATES AND SELECTED STATES

(a)--- Percent of Total Farms in each Group Reporting Milk Sold, Cream Sold, and Butter Churned

(b)--- Percent Distribution of Total Quantities of Milk Sold, Cream Sold, and Butter Churned

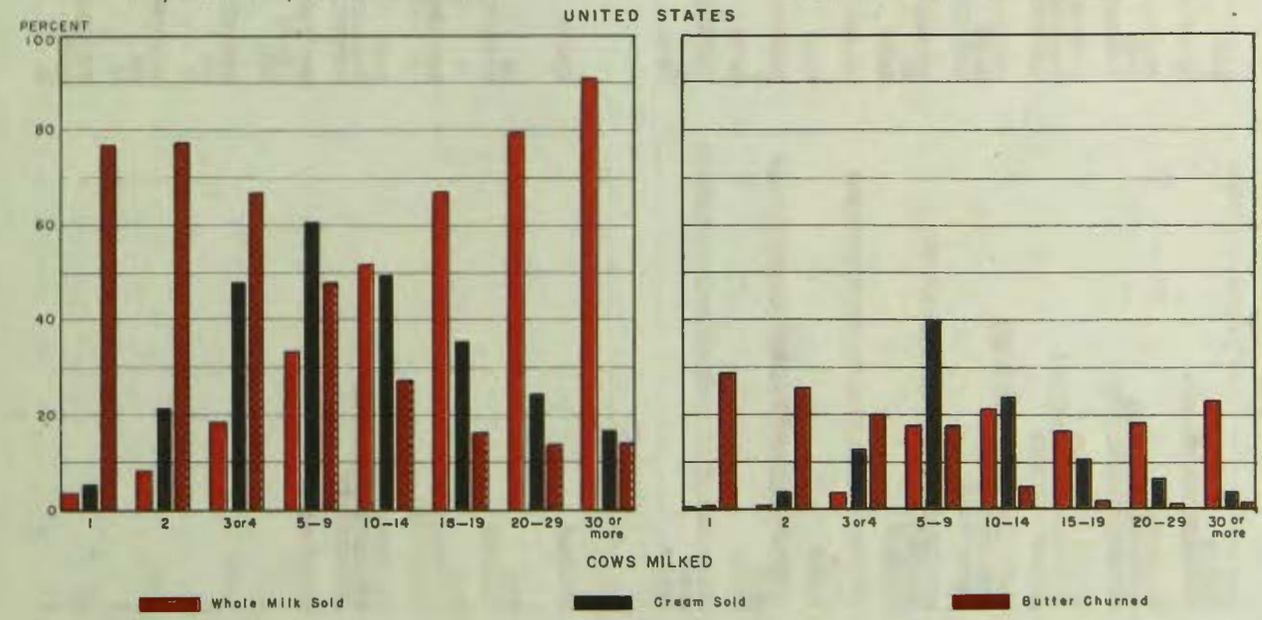

CLASSIFICATION BY NUMBER OF COWS MILKED IN 1939 FOR THE UNITED STATES AND SELECTED STATES -- Continued

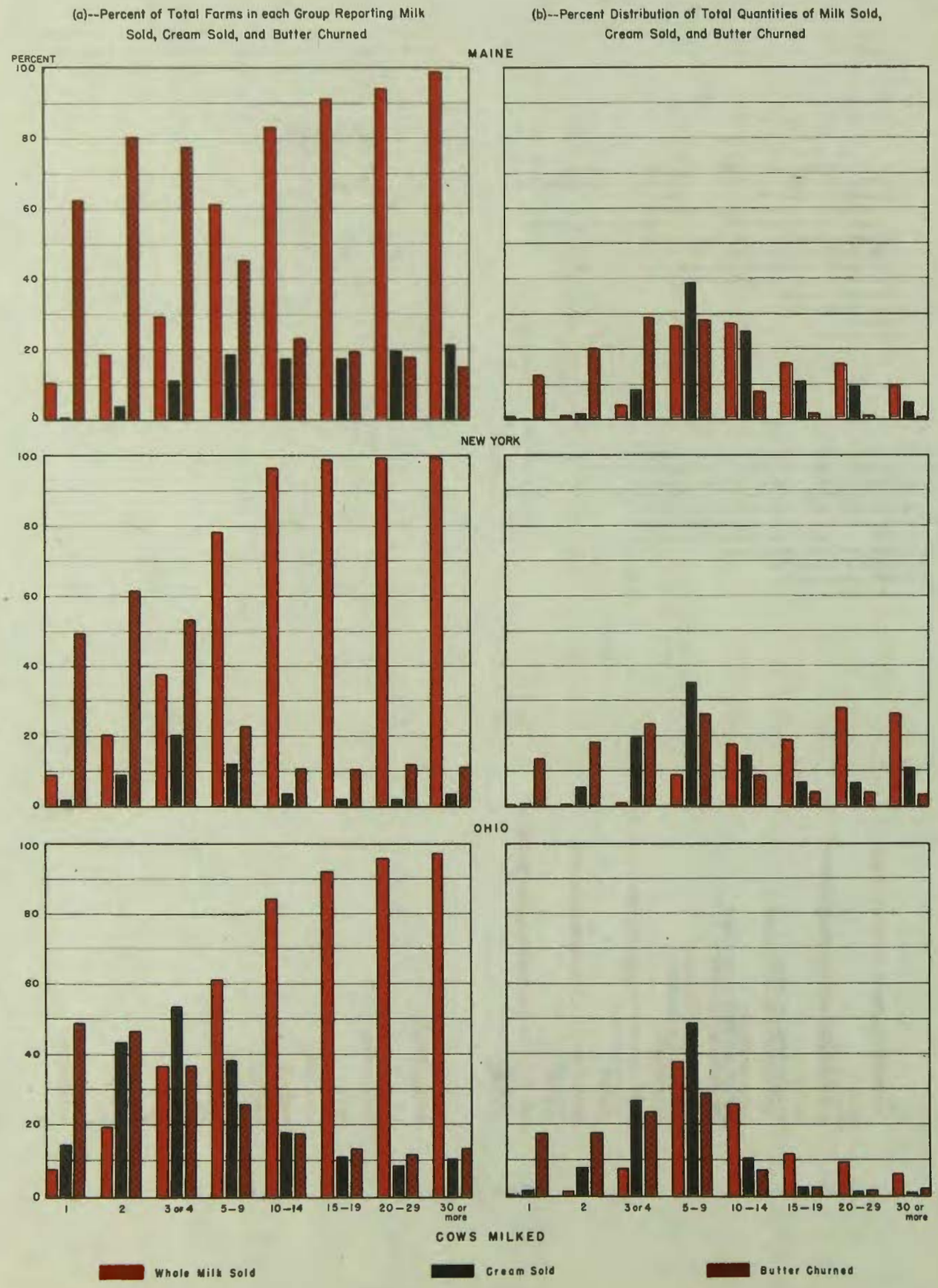

CLASSIFICATION BY NUMBER OF COWS MILKED IN 1939 FOR THE UNITED STATES AND SELECTED STATES -- Continued

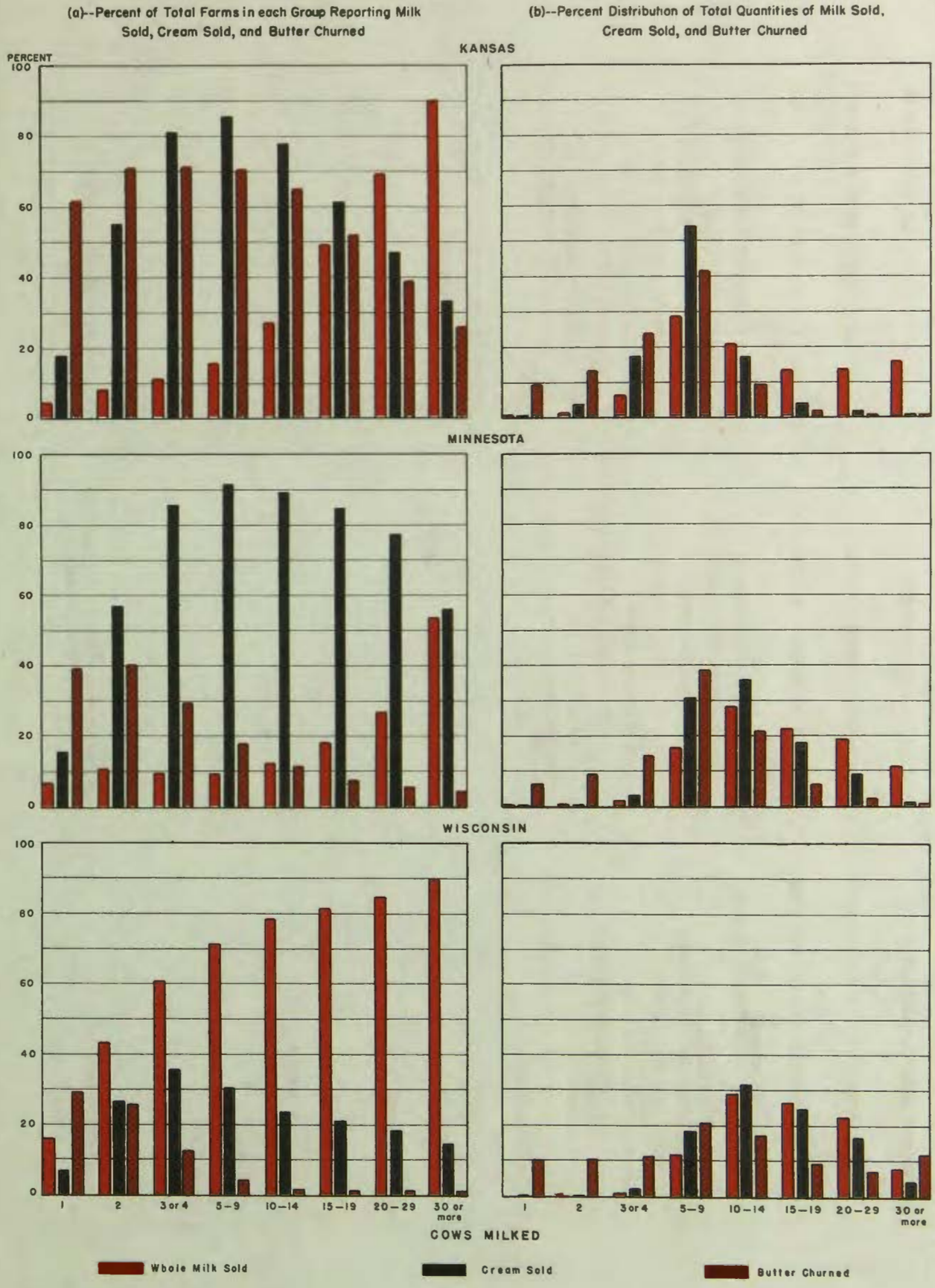

CLASSIFICATION BY NUMBER OF COWS MILKED IN 1939 FOR THE UNITED STATES AND SELECTED STATES--Continued

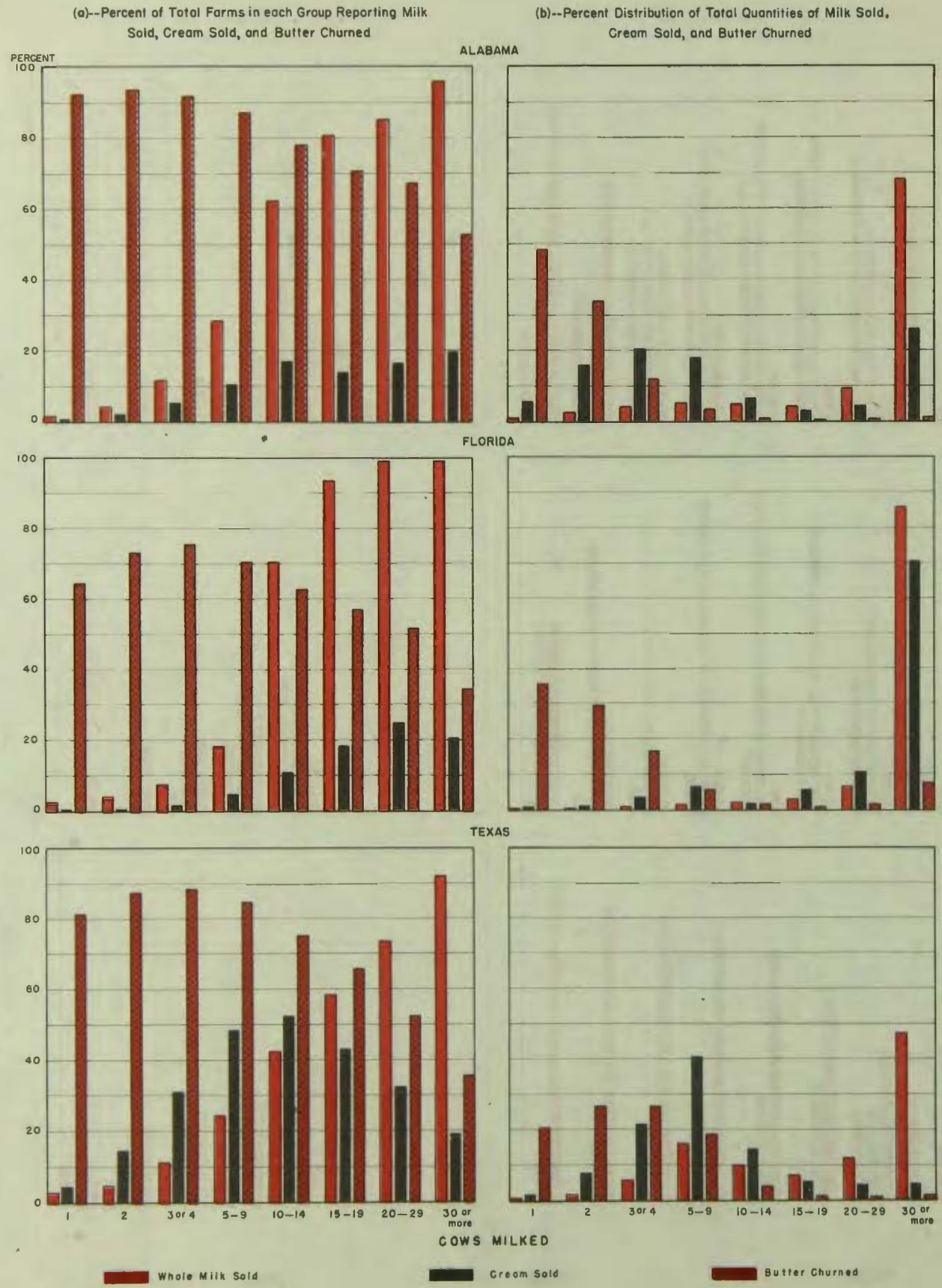

CLASSIFICATION BY NUMBER OF COWS MILKED IN 1939 FOR THE UNITED STATES AND SELECTED STATES – Continued

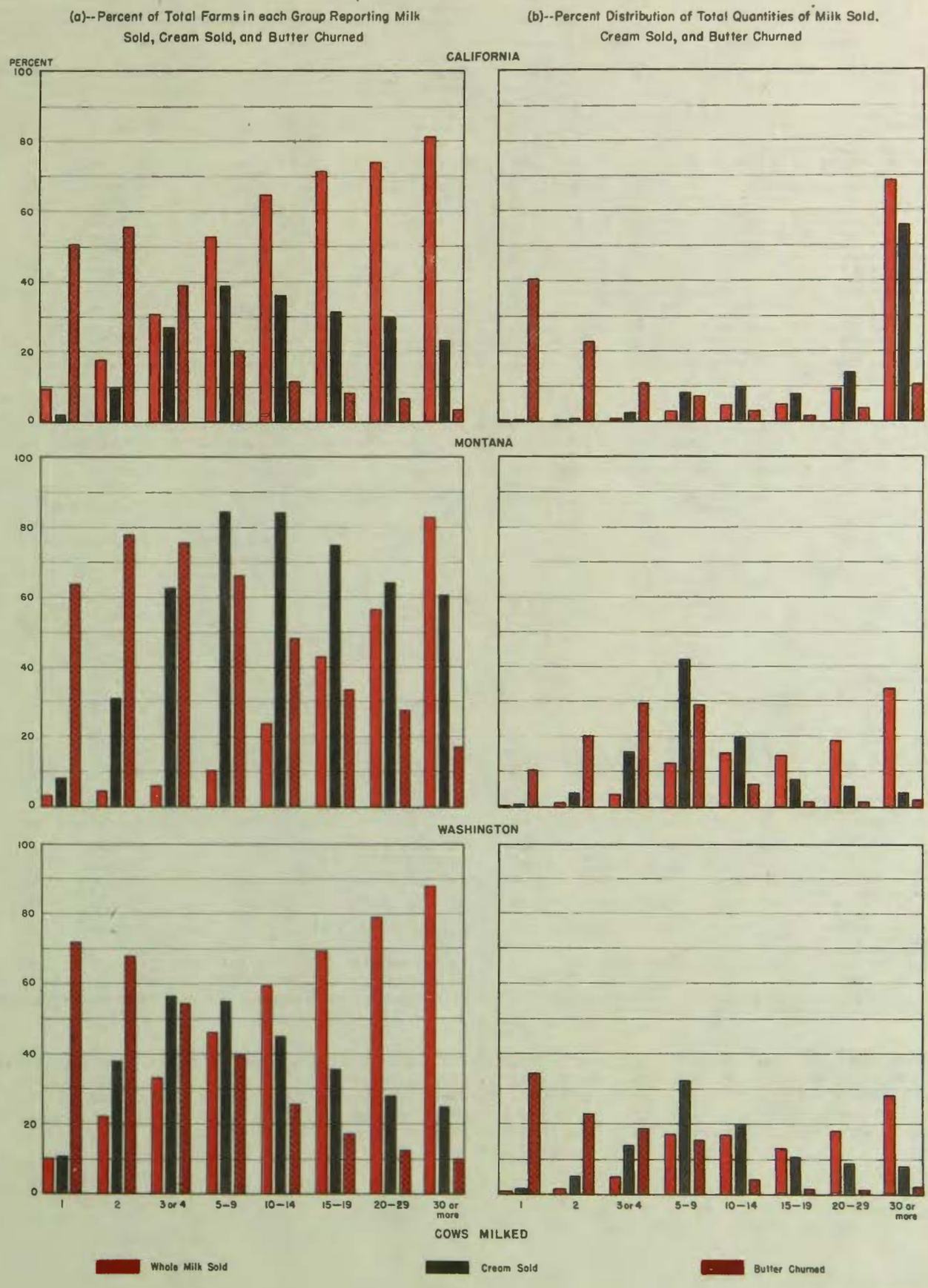

TABLE 3.—VALUE OF FARM PRODUCTS SOLD, TRADED, OR USED BY FARM HOUSEHOLDS ON ALL CLASSIFIED FARMS AND ON DAIRY PRODUCTS FARMS, FOR THE UNITED STATES: 1939

(For explanation of major-source-of-income classification, see text. Figures for divisions and States in tables 16, 17, and 18)

SOURCE OF FARM INCOME	ALL CLASSIFIED FARMS [1]					DAIRY PRODUCTS FARMS [2]				
	Number		Value of farm products sold, traded, or used by farm households			Number		Value of farm products sold, traded, or used by farm households		
	Total	Percent of all classified farms	Total (dollars)	Average per farm (dollars)	Percent distribution	Total	Percent of all dairy products farms	Total (dollars)	Average per farm (dollars)	Percent distribution
Total	5,968,755	100.0	7,813,644,567	1,309	100.0	619,006	100.0	1,214,181,902	1,962	100.0
For all classified farms reporting:										
Livestock and livestock products sold or traded	4,456,508	74.7	3,547,482,358	796	45.4	619,006	100.0	973,737,240	1,573	80.2
Livestock sold or traded [3]	3,201,965	53.6	1,765,611,156	551	22.6	513,645	83.0	144,118,058	281	11.9
Livestock products sold or traded	4,113,539	68.9	1,781,871,202	433	22.8	619,006	100.0	829,619,182	1,340	68.3
Dairy products	2,647,851	44.4	1,118,192,799	422	14.3	619,006	100.0	761,106,226	1,230	62.7
Poultry and poultry products	3,507,802	58.8	555,411,698	158	7.1	422,143	68.2	61,240,492	145	5.0
Other livestock products	680,463	11.4	108,266,705	159	1.4	82,067	13.3	7,272,464	89	0.6
Crops sold or traded [4]	4,225,175	70.8	3,094,947,321	733	39.6	310,326	50.1	103,586,309	334	8.5
Field crops sold or traded [5]	3,825,478	64.1	2,470,727,331	646	31.6	263,518	42.6	85,964,022	319	6.9
Vegetables harvested for sale [5]	458,011	7.7	199,526,002	436	2.6	51,390	8.3	12,267,289	239	1.0
Fruits and nuts sold or traded	668,783	11.2	295,350,985	442	3.8	60,871	9.8	6,761,846	111	0.6
Horticultural specialties sold [6]	28,774	0.5	129,343,003	4,495	1.7	900	0.1	593,152	659	(7)
Forest products sold [4]	276,611	4.6	39,151,613	142	0.5	48,196	7.8	6,548,139	136	0.5
Farm products used by farm households	5,755,078	96.4	1,132,063,275	197	14.5	613,648	99.1	130,310,214	212	10.7

[1] Includes farms with usable reports for value of farm products sold, traded, or used by farm households; but excludes 88,502 farms with no products sold, traded, or used by farm households, and also 39,542 unclassified farms. [2] Farms with major source of income from dairy products sold or traded. [3] Excludes poultry, bees, and fur-bearing animals. [4] Value of sales for maple sirup and sugar included with "Forest products." [5] The value of sales for Irish and sweet potatoes included with "Field crops," not with "Vegetables." [6] The number of farms reporting "Horticultural specialties" shown in this table includes only those reporting sales in 1939. [7] Less than one-tenth of 1 percent.

TABLE 4.—FARMS CLASSIFIED BY MAJOR SOURCE OF INCOME—VALUE OF ALL FARM PRODUCTS SOLD, TRADED, OR USED BY FARM HOUSEHOLDS AND VALUE OF MAJOR SOURCE; WITH FARMS REPORTING AND INCOME FROM DAIRY PRODUCTS SOLD OR TRADED; FOR THE UNITED STATES: 1939

(For explanation of major-source-of-income classification, see text. Figures for divisions and States in tables 16, 17, and 18)

CLASSIFICATION BY MAJOR SOURCE OF INCOME	NUMBER OF CLASSIFIED FARMS		VALUE OF ALL FARM PRODUCTS SOLD, TRADED, OR USED BY FARM HOUSEHOLDS					DAIRY PRODUCTS SOLD OR TRADED				
			Total			Value of major source of income		Farms reporting		Income from dairy products		
	Total	Percent distribution	Amount (dollars)	Average per farm (dollars)	Percent distribution	Amount (dollars)	Percent of income from all sources	Number	Percent of total farms in each major source group	Total (dollars)	Average per farm reporting (dollars)	Percent of income from all sources
All farms with products sold, traded, or used by farm households [1]	5,968,755	100.0	7,813,644,567	1,309	100.0	5,260,869,098	67.3	2,647,851	44.4	1,118,192,799	422	14.3
Livestock and livestock products farms	1,582,989	26.6	3,459,935,991	2,186	44.3	2,277,398,645	65.8	1,233,639	77.9	907,091,012	735	26.2
Livestock farms	726,162	12.2	1,836,270,543	2,529	23.5	1,223,236,943	66.6	510,596	70.3	125,391,617	246	6.8
Livestock products farms	856,827	14.4	1,623,665,448	1,895	20.8	1,054,161,702	64.9	723,043	84.4	781,699,395	1,081	48.1
Dairy products farms	619,006	10.4	1,214,181,902	1,962	15.6	761,106,226	62.7	619,006	100.0	761,106,226	1,230	62.7
Poultry and poultry products farms	217,570	3.7	359,097,849	1,650	4.6	259,760,700	72.3	99,254	45.6	19,592,743	197	5.5
Other livestock products farms	20,251	0.3	50,385 697	2,488	0.6	33,294,776	66.1	4,783	23.6	1,000,426	209	2.0
Crop farms	2,419,737	40.5	3,627,852,248	1,499	46.4	2,551,164,830	70.3	835,904	34.5	164,358,345	197	4.5
Field crop farms	2,186,986	36.6	3,016,168,444	1,379	38.6	2,041,439,191	67.7	795,636	36.4	154,382,076	194	5.1
Vegetable farms	80,118	1.4	179,505,250	2,241	2.3	132,148,535	73.6	16,306	20.4	4,564,848	280	2.5
Fruit and nut farms	133,685	2.2	300,975,952	2,251	3.8	252,481,349	83.9	22,828	17.1	4,946,357	217	1.6
Horticultural specialty farms	18,950	0.3	131,202,602	6,924	1.7	125,095,755	95.3	1,134	6.0	465,064	410	0.4
Forest products farms	23,300	0.4	25,939,042	1,113	0.3	15,683,251	60.5	6,728	28.9	1,256,929	187	4.8
Subsistence farms (farms with farm products used by farm households)	1,942,729	32.5	699,917,286	360	9.0	416,622,392	59.5	571,580	29.4	45,488,513	80	6.5

[1] Includes farms with usable reports for value of farm products sold, traded, or used by farm households; but excludes 88,502 farms with no products sold, traded, or used by farm households, and also 39,542 unclassified farms.

Conversion factors.— Tables 2 and 13 presents the proportion of milk produced on the farm which enters commercial channels as whole milk and the proportion sold as cream. The difference between 100 percent and the sum of these two percentages gives a very rough approximation of the proportion consumed on the farm as whole milk or cream, made into butter on the farm, fed to calves, waste, and net errors in conversion factors. The conversion factors used in determining the proportion of milk produced which was sold as cream follow:

State	Gallons*	State	Gallons*	State	Gallons*
Maine	2.76	Missouri	2.88	Arkansas	2.87
New Hampshire	2.85	North Dakota	3.19	Louisiana	2.83
Vermont	2.69	South Dakota	3.20	Oklahoma	2.81
Massachusetts	2.83	Nebraska	3.19	Texas	2.80
Rhode Island	2.95	Kansas	3.14		
Connecticut	3.03			Montana	3.07
		Delaware	3.02	Idaho	3.02
New York	3.12	Maryland	3.07	Wyoming	3.13
New Jersey	3.19	Virginia	3.00	Colorado	3.20
Pennsylvania	3.05	West Virginia	2.91	New Mexico	3.03
		North Carolina	2.80	Arizona	3.08
Ohio	2.86	South Carolina	2.78	Utah	3.12
Indiana	2.78	Georgia	2.79	Nevada	3.16
Illinois	3.07	Florida	2.76		
Michigan	3.10			Washington	2.95
Wisconsin	3.16	Kentucky	2.79	Oregon	2.69
		Tennessee	2.78	California	3.08
Minnesota	3.16	Alabama	2.78		
Iowa	3.17	Mississippi	2.70		

*Gallons of milk skimmed on farms per pound butterfat sold as cream.

At the time these conversion factors were furnished the Bureau of the Census by the United States Department of Agriculture, caution was given that these figures do not have official standing, but were prepared chiefly for the use of the workers in the Department of Agriculture who have need of conversion factors in statistical computations. In transmitting these milk equivalents, the Department stated:

> "The figures shown * * * have been derived on the basis of estimated tests of milk skimmed for sale as cream in the various States, together with allowances for losses of fat in skimming and delivery. * * *
> "The estimated butterfat tests of milk skimmed used in arriving at the factors range from 3.8 percent to 4.6 percent, with tests relatively high in the South where Jersey cattle predominate. Losses allowed for butterfat in the skim milk were as low as 1 percent in areas where the volume skimmed per farm is large and where the use of centrifugal separators is universal." * * *

The Dairyman's Dollar — Distribution of Income on Dairy Farms and of Value of Sales of Specified Dairy Products on All Farms, for the United States: 1939

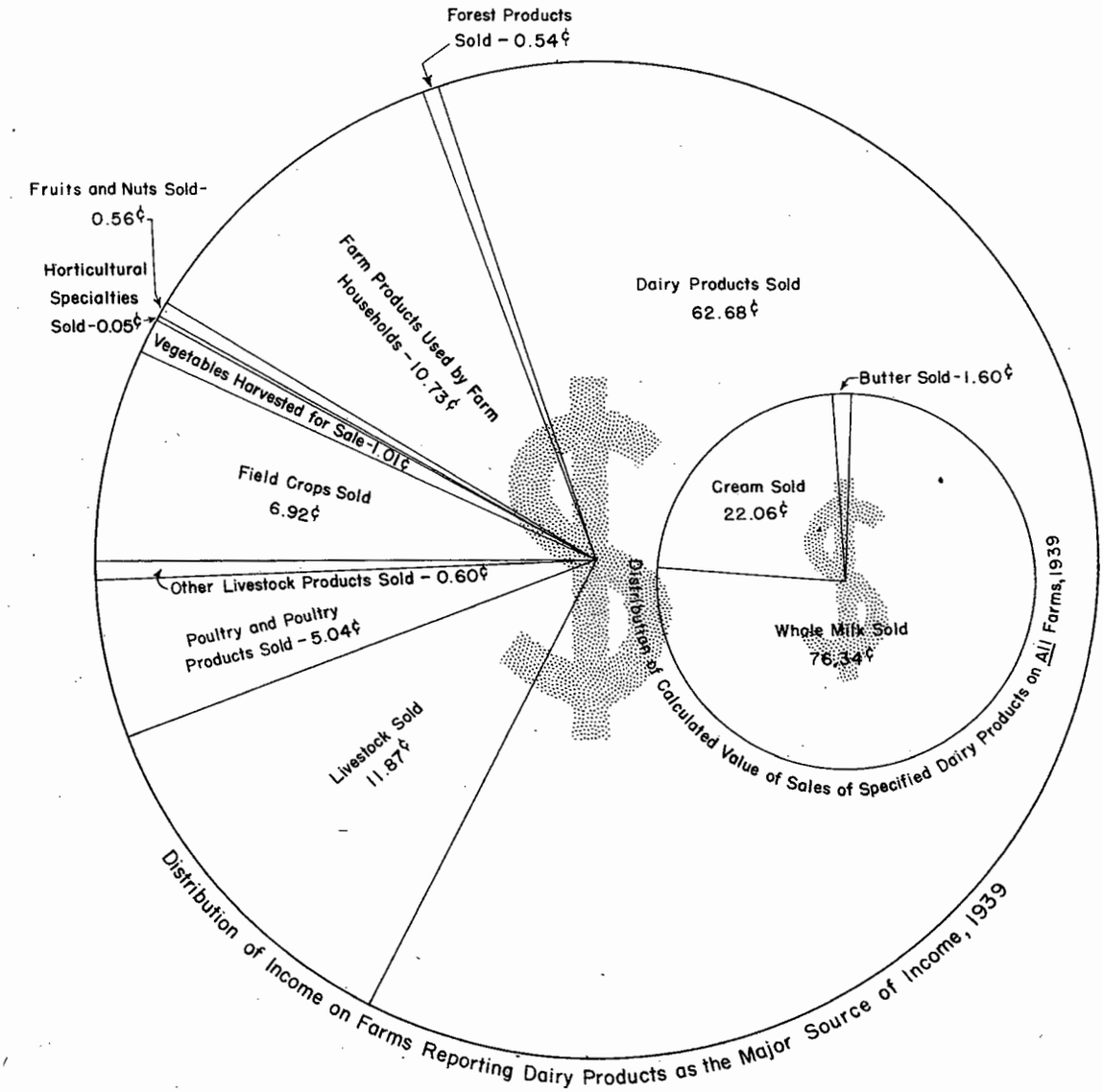

VALUE OF FARM PRODUCTS SOLD, TRADED, OR USED BY FARM HOUSEHOLDS ON FARMS REPORTING DAIRY PRODUCTS AS THE MAJOR SOURCE OF INCOME

Total	$1,214,181,902		
Dairy products sold	761,106,226	Vegetables harvested for sale	$ 12,267,289
Livestock sold	144,118,058	Fruits and nuts sold	6,761,846
Poultry and poultry products sold	61,240,492	Horticultural specialties sold	593,152
Other livestock products sold	7,272,464	Forest products sold	6,548,139
Field crops sold	83,964,022	Farm products used by farm households	130,310,214

CALCULATED VALUE OF SALES OF SPECIFIED DAIRY PRODUCTS ON ALL FARMS

Total	$1,201,275,754	Cream sold	$265,013,045
Whole milk sold	917,084,619	Butter sold	19,178,090

TABLE 5.—LIVESTOCK AND LIVESTOCK PRODUCTS—FARMS REPORTING, NUMBER, AND VALUE OF ALL CATTLE AND COWS KEPT FOR MILK AND FOR BEEF, AND FARMS REPORTING, QUANTITY, AND VALUE OF DAIRY PRODUCTS, 1840 TO 1940; WITH SIMILAR DATA FOR OTHER SPECIFIED CLASSES OF LIVESTOCK AND LIVESTOCK PRODUCTS, 1940 AND 1930; FOR THE UNITED STATES

(Figures for divisions and States in tables 7, 8, 9, 10, 11, 14, and 15)

ITEM, DATE OF ENUMERATION, AND AGE	FARMS REPORTING		Number	VALUE (DOLLARS)		
	Total	Percent of all farms		Total	Percent of total value	Average per head
TOTAL VALUE OF SPECIFIED LIVESTOCK						
1940—Apr. 1	(1)	(1)	xxx	4,553,052,513	100.0	xxx
1935—Jan. 1	(1)	(1)	xxx	3,418,510,307	100.0	xxx
1930—Apr. 1 [2] [3]	(1)	(1)	xxx	5,794,113,926	100.0	xxx
all ages enumerated [3]	(1)	(1)	xxx	6,064,051,430	100.0	xxx
1925—Jan. 1 [4]	(1)	(1)	xxx	4,858,389,124	100.0	xxx
1920—Jan. 1 [5]	(1)	(1)	xxx	8,012,876,069	100.0	xxx
1910—Apr. 15 [2] [6]	(1)	(1)	xxx	4,771,420,142	100.0	xxx
all ages enumerated [7]	(1)	(1)	xxx	4,925,173,610	100.0	xxx
1900—June 1 [2] [8]	(1)	(1)	xxx	2,863,778,392	100.0	xxx
all ages enumerated [9]	(1)	(1)	xxx	3,075,477,703	100.0	xxx
1890—June 1 [10]	(1)	(1)	xxx	2,308,767,573	100.0	xxx
1880—June 1 [11]	(1)	(1)	xxx	1,576,884,707	100.0	xxx
1870—June 1 [12]	(1)	(1)	xxx	1,229,889,610	100.0	xxx
1860—June 1	(1)	(1)	xxx	1,089,329,915	100.0	xxx
1850—June 1	(1)	(1)	xxx	544,180,516	100.0	xxx
ALL CATTLE						
1940—Apr. 1—over 3 mo.	4,843,417	79.4	60,674,736	2,598,117,569	57.1	42.82
1935—Jan. 1—all ages	5,480,775	80.5	68,284,409	1,387,896,074	40.6	20.33
1930—Apr. 1—3 mo. and over	(1)	(1)	54,250,300	3,184,593,411	55.0	58.70
all ages	4,803,174	76.4	63,895,826	3,303,987,602	54.5	51.71
1925—Jan. 1—all ages	(1)	(1)	60,760,366	2,019,488,987	41.6	33.24
1920—Jan. 1—all ages [13]	5,358,243	83.1	66,639,556	3,651,521,490	45.6	54.80
1910—Apr. 15—3½ mo. and over	(1)	(1)	53,997,327	1,447,523,474	30.3	26.81
all ages [14]	5,284,916	83.1	61,803,866	1,499,523,607	30.4	24.26
1900—June 1—1 yr. and over	(1)	(1)	52,403,628	1,337,914,632	46.7	25.53
all ages	4,730,480	82.4	67,719,410	1,475,204,633	48.0	21.78
1890—June 1—not specified	(1)	(1)	57,648,792	(1)	(1)	(1)
1880—June 1—not specified [15]	(1)	(1)	39,675,533	(1)	(1)	(1)
1870—June 1—not specified	(1)	(1)	23,820,608	(1)	(1)	(1)
1860—June 1—not specified	(1)	(1)	25,620,019	(1)	(1)	(1)
1850—June 1—not specified	(1)	(1)	18,378,907	(1)	(1)	(1)
1840—June 1—not specified	(1)	(1)	14,971,586	(1)	(1)	(1)
COWS KEPT MAINLY FOR MILK PRODUCTION						
1940—Apr. 1—27 mo. and over	4,644,317	76.2	24,074,424	1,350,611,258	29.7	56.10
1930—Apr. 1—27 mo. and over	4,452,936	70.8	20,498,955	1,572,719,946	27.1	76.72
1925—Jan. 1—2 yr. and over	3,728,587	58.5	17,644,867	912,531,626	18.8	51.72
1920—Jan. 1—2 yr. and over	4,461,296	69.2	19,675,297	1,507,513,140	18.8	76.62
1910—Apr. 15—2 yr. and over Jan. 1 [16]	(1)	(1)	17,125,471	634,704,097	13.3	37.06
15½ mo. and over	5,140,869	80.8	20,625,432	706,236,307	14.3	34.24
1900—June 1—2 yr. and over	4,513,695	78.7	17,135,633	508,616,501	17.8	29.68
1890—June 1—milk cows	(1)	(1)	16,511,950	(1)	(1)	(1)
1880—June 1—milk cows	(1)	(1)	12,443,120	(1)	(1)	(1)
1870—June 1—milk cows	(1)	(1)	8,935,332	(1)	(1)	(1)
1860—June 1—milk cows	(1)	(1)	8,585,735	(1)	(1)	(1)
1850—June 1—milk cows	(1)	(1)	6,385,094	(1)	(1)	(1)
COWS KEPT MAINLY FOR BEEF PRODUCTION						
1940—Apr. 1—27 mo. and over	554,592	9.1	9,448,761	434,541,306	9.5	45.99
1930—Apr. 1—27 mo. and over	416,042	6.6	7,836,994	478,376,081	8.3	61.04
1925—Jan. 1—2 yr. and over	(1)	(1)	14,908,978	460,524,479	9.5	30.89
1920—Jan. 1—2 yr. and over	1,041,052	16.1	12,624,996	739,153,095	9.2	58.55
1910—Apr. 15—15½ mo. and over [17]	1,444,733	22.7	12,023,682	269,160,193	5.6	22.39
1900—June 1—2 yr. and over [17]	(1)	(1)	11,559,194	271,302,682	9.5	23.47

ITEM AND YEAR	FARMS REPORTING		NUMBER OR QUANTITY		VALUE (DOLLARS)	
	Total	Percent of all farms	Total	Average per farm reporting	Total	Average per unit
Specified livestock products [20] 1939	(1)	(1)	xxx	(1)	2,225,307,432	xxx
[21] 1929	(1)	(1)	xxx	(1)	3,373,947,831	xxx
			Number			
Cows milked—1939	4,663,431	76.5	21,936,556	4.7	(1)	(1)
1934	5,256,885	76.9	24,581,669	4.7	(1)	(1)
1929	4,615,529	73.4	21,124,221	4.6	(1)	(1)
1924	4,988,493	78.3	20,899,647	4.2	(1)	(1)
			Gallons			
Milk produced—1939	4,663,431	76.5	11,508,243,769	2,468	(1)	(1)
1934	5,256,885	76.9	10,666,065,473	2,037	(1)	(1)
1929	4,615,529	73.4	11,052,023,357	2,395	(1)	(1)
1924	4,988,493	78.3	[22] 9,198,303,635	1,844	(1)	(1)
1919	[23] 4,361,380	67.6	[23] 7,805,143,792	1,790	(1)	(1)
1909	(1)	(1)	[24] 7,466,406,384	(1)	(1)	(1)
1899	(1)	(1)	[22] 7,265,804,304	(1)	(1)	(1)
1889	(1)	(1)	5,210,125,567	(1)	(1)	(1)
			Pounds			
Butter churned—1939	2,930,152	48.1	428,692,339	146	105,696,972	0.25
1934	3,816,340	56.0	558,648,632	146	123,734,400	0.22
1929	3,038,100	48.3	542,064,289	178	216,897,575	0.40
1924	(1)	(1)	642,803,267	(1)	228,139,047	0.35
1919	3,565,305	55.3	707,666,492	198	346,355,759	0.49
1909	3,787,749	59.5	994,650,610	263	222,861,440	0.22
1899	3,617,366	63.0	1,071,626,056	296	(1)	(1)
1889	(1)	(1)	1,024,223,468	(1)	(1)	(1)
1879	(1)	(1)	777,250,287	(1)	(1)	(1)
1869	(1)	(1)	514,092,683	(1)	(1)	(1)
1859	(1)	(1)	459,681,372	(1)	(1)	(1)
1849	(1)	(1)	313,345,306	(1)	(1)	(1)
			Gallons			
Whole milk sold—1939	953,898	15.6	5,375,407,901	5,635	917,084,619	0.17
1929	893,431	14.2	4,455,638,767	4,987	1,036,650,035	0.23
1924	(1)	(1)	[25] 2,666,611,999	(1)	555,268,850	0.21
1919	710,694	11.0	2,529,331,413	3,559	717,380,222	0.28
1909	498,916	7.8	1,937,255,864	3,883	252,436,757	0.13
1899	(1)	(1)	2,134,830,207	(1)	184,817,119	0.09
1879	(1)	(1)	530,129,755	(1)	(1)	(1)
1869	(1)	(1)	235,500,599	(1)	(1)	(1)
Cream sold:						
Butterfat content—1939	1,460,383	24.0	Pounds 1,090,261,486	747	265,013,045	0.24
As butterfat—1929	1,556,487	24.8	1,179,905,874	758	538,795,009	0.46
Not as butterfat—1929	68,030	1.1	Gallons 15,846,164	233	26,139,341	1.65
As butterfat—1924	(1)	(1)	Pounds 1,061,062,363	(1)	415,311,389	0.39
As cream—1924	(1)	(1)	Gallons 45,735,694	(1)	62,058,512	1.36
As butterfat—1919	875,200	13.6	Pounds 532,244,072	608	303,552,156	0.57
As cream—1919	445,611	6.9	Gallons 82,247,580	185	111,905,929	1.36
As butterfat—1909	361,126	5.7	Pounds 305,662,587	846	82,311,511	0.27
As cream—1909	164,117	2.6	Gallons 54,933,583	335	37,655,047	0.69
As cream—1899	(1)	(1)	20,768,662	(1)	8,838,776	0.43
Butter sold—1939	389,316	6.4	Pounds 76,358,236	196	19,178,090	0.25
1929	643,994	10.2	135,045,358	210	56,056,376	0.42
1919	1,269,814	19.7	207,859,564	164	106,973,742	0.51
1909	1,785,408	28.1	415,080,489	232	100,378,123	0.24
1899	(1)	(1)	518,042,767	(1)	86,570,973	0.17

See footnotes at end of table.

TABLE 5.—LIVESTOCK AND LIVESTOCK PRODUCTS—FARMS REPORTING, NUMBER, AND VALUE OF ALL CATTLE AND COWS KEPT FOR MILK AND FOR BEEF, AND FARMS REPORTING, QUANTITY, AND VALUE OF DAIRY PRODUCTS, 1840 TO 1940; WITH SIMILAR DATA FOR OTHER SPECIFIED CLASSES OF LIVESTOCK AND LIVESTOCK PRODUCTS, 1940 AND 1930; FOR THE UNITED STATES—Continued

(Figures for divisions and States in tables 7, 8, 9, 10, 11, 14, and 15)

ITEM, DATE OF ENUMERATION, AND AGE	FARMS REPORTING		Number	VALUE (DOLLARS)		
	Total	Percent of all farms		Total	Percent of total value	Average per head
OTHER CLASSES OF LIVESTOCK, 1840-30 (Data for other years in ch. VII, vol. III)						
HORSES AND/OR MULES						
1940—Apr. 1—over 3 mo.	4,562,144	71.5	13,951,531	1,201,948,398	26.4	86.28
1930—Apr. 1—3 mo. and over	(1)	(1)	18,737,524	1,545,728,501	23.2	71.82
HOGS AND PIGS						
1940—Apr. 1—over 4 mo.	3,766,675	61.8	54,037,255	284,636,713	6.3	8.36
1930—Apr. 1—3 mo. and over	(1)	(1)	32,795,628	564,180,285	9.7	17.20
SHEEP AND LAMBS						
1940—Apr. 1—over 6 mo.	584,955	9.6	40,129,261	240,189,944	5.3	5.99
1930—Apr. 1—6 mo. and over	(1)	(1)	41,780,146	345,154,271	5.9	8.21
GOATS OF ALL KINDS						
1940—Apr. 1—over 4 mo.	127,158	2.1	4,175,047	11,944,786	0.3	2.86
1930—Apr. 1—all ages	112,864	1.8	4,821,294	19,320,072	0.3	4.01
ALL POULTRY						
1940	5,167,765	84.8	xxx	199,656,215	4.4	xxx
CHICKENS						
1940—Apr. 1—over 4 mo.	5,150,055	84.5	337,949,145	189,085,762	4.2	0.56
1930—Apr. 1—over 3 mo.	5,372,597	85.4	378,878,281	321,624,749	5.3	0.85
BEES						
1940—Apr. 1	265,158	4.3	[26]2,276,681	7,325,527	0.2	[15]3.22
1930—Apr. 1	459,688	7.5	[26]3,107,755	15,652,266	0.2	[16]4.39
FUR ANIMALS IN CAPTIVITY						
1940—Apr. 1—Female silver fox over 3 mo.	2,655	(19)	103,301	4,938,609	0.1	47.81
Female mink over 3 mo.	2,754	(19)	161,457	4,294,752	0.1	26.60

ITEM AND YEAR	FARMS REPORTING		NUMBER OR QUANTITY		VALUE (DOLLARS)	
	Total	Percent of all farms	Total	Average per farm reporting	Total	Average per unit
OTHER LIVESTOCK PRODUCTS, 1939-29 (Data for other years in ch. VII, vol. III)						
			Pounds			
Wool produced—1939	501,956	8.2	289,772,976	577	65,411,960	0.23
1929	472,917	7.5	295,964,506	626	89,415,164	0.30
			Pounds			
Mohair produced—1939	21,857	0.4	15,351,332	709	7,238,098	0.47
1929	(1)	(1)	14,460,572	(1)	6,796,437	0.47
All poultry raised—1939	4,715,520	77.3	xxx	xxx	435,262,672	xxx
1929	(1)	(1)	(1)	(1)	[24]647,733,025	(1)
			Number			
Chickens raised—1939	4,674,462	76.7	660,565,663	141	359,107,379	0.54
1929	5,293,208	84.2	673,092,052	127	581,110,136	0.86
Chicken eggs produced—1939	4,875,472	80.0	Dozen 2,391,091,510	490	415,470,689	0.17
1929	(1)	(1)	2,689,719,158	(1)	799,261,156	0.30
			Pounds			
Honey produced—1939	172,725	2.8	66,862,236	387	5,802,621	0.09
1929	325,999	5.2	83,546,415	258	12,260,089	0.15
Pelts taken from fur animals in captivity:			Number			
Silver fox—1939	2,444	(19)	261,070	107	5,896,548	22.59
Mink—1939	2,027	(19)	291,324	144	2,430,208	8.34

[1]Not available. [2]Excludes young animals when enumerated separately. [3]Includes value of asses and burros, amounting to $1,880,571. [4]Includes value of livestock not reported, estimated at $29,161,789. [5]Includes value of asses and burros valued at $8,198,242. [6]Includes value of asses and burros valued at $13,200,112 and excludes buffaloes, deer, etc., valued at $76,682. [7]Includes value of asses and burros valued at $15,200,112 and buffaloes, deer, etc., valued at $76,682. [8]Includes value of asses and burros valued at $5,811,184 and excludes buffaloes, deer, etc., valued at $294,212. [9]Includes value of asses and burros valued at $5,811,184 and buffaloes, deer, etc., valued at $294,212. [10]Includes estimated value of livestock on ranges of $100,000,000 for 289,316 horses, 19,253 mules and asses, 5,851,640 cattle, 4,940,948 sheep, and 15,704 swine. [11]Includes $76,500,000 for livestock on ranches and ranges estimated as 3,750,022 cattle, 7,000,000 sheep and 2,090,970 swine. [12]Value in gold. [13]Includes 285 farms reporting 68,671 cattle, valued at $2,488,646 not classified by age or sex. [14]Includes 1,003,786 cattle, valued at $21,031,774, not classified by age or sex. [15]Includes 3,750,022 cattle on ranches and ranges computed by special agents assigned to range territory for this purpose. [16]Number of cows and heifers 2 years old and over Jan. 1,1910, kept for milk production as estimated for 1920 reports. [17]Cows not kept for milk. [18]Hives of bees. [19]Less than one-tenth of 1 percent. [20]For 1939, includes whole milk and cream sold; butter churned; wool, mohair, chicken eggs, and honey produced; poultry raised; and pelts taken from silver fox and mink kept in captivity. [21]For 1929, includes whole milk and cream sold; butter churned; wool, mohair, chicken eggs, and honey produced; and specified poultry raised. [22]Including estimates for incomplete reports. [23]Figure given represents farms reporting production of milk, as enumerated; figure for milk production, however, includes estimates amounting to 911,416,374 gallons for 681,820 farms which reported dairy cows on hand, but did not report milk. Data not secured for farms reporting cows milked. [24]Includes 1,652,706,910 gallons estimated as produced on farms which reported cows kept for milk, but no milk produced. [25]Whole milk sold "not on a butterfat basis." [26]Includes chickens, turkeys, ducks, and geese raised.

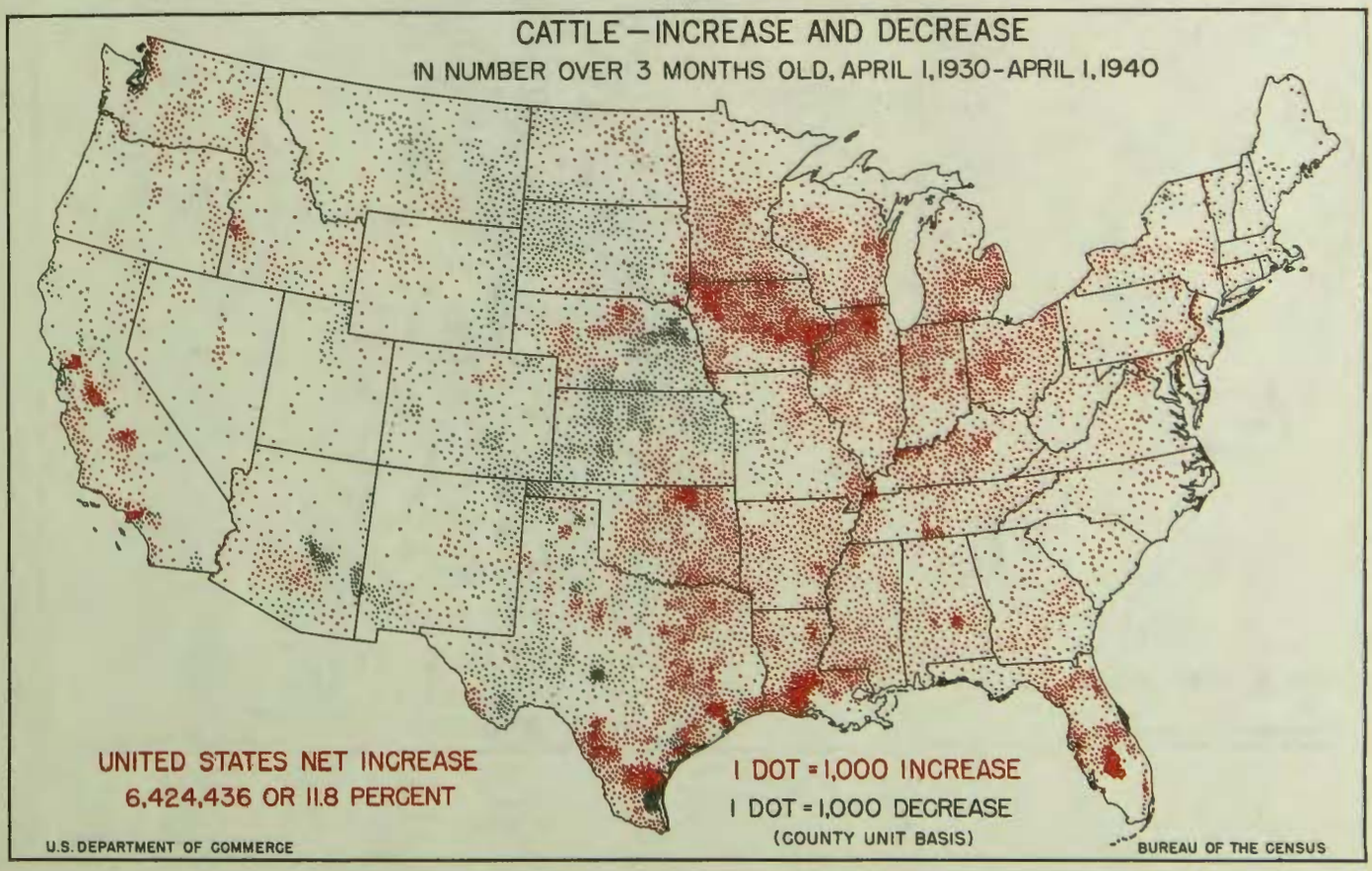

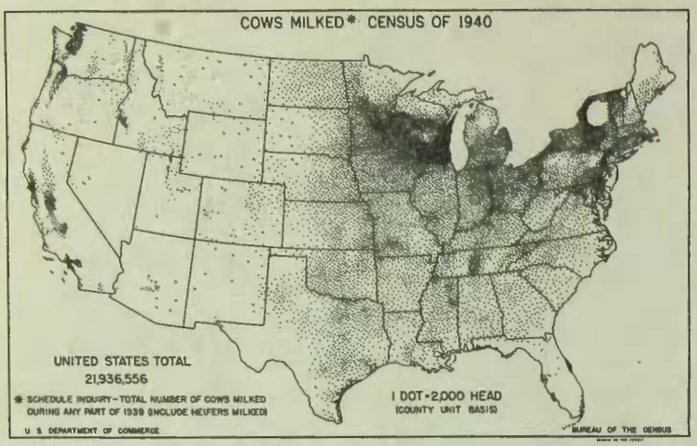
COWS MILKED* CENSUS OF 1940
UNITED STATES TOTAL
21,936,556
* SCHEDULE INQUIRY—TOTAL NUMBER OF COWS MILKED DURING ANY PART OF 1939 (INCLUDE HEIFERS MILKED)
1 DOT=2,000 HEAD
(COUNTY UNIT BASIS)
U. S. DEPARTMENT OF COMMERCE
BUREAU OF THE CENSUS

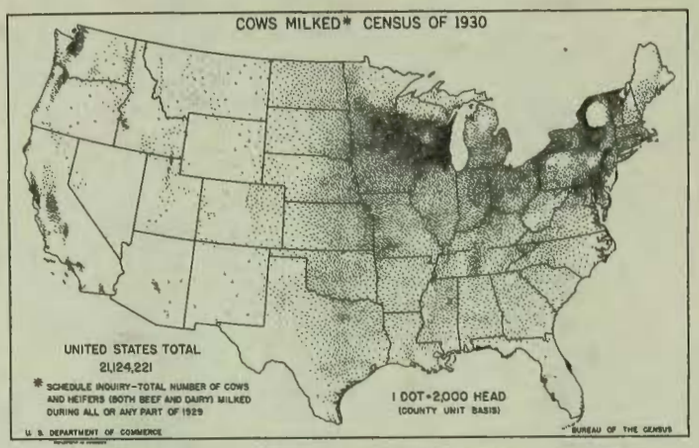
COWS MILKED* CENSUS OF 1930
UNITED STATES TOTAL
21,124,221
* SCHEDULE INQUIRY—TOTAL NUMBER OF COWS AND HEIFERS (BOTH BEEF AND DAIRY) MILKED DURING ALL OR ANY PART OF 1929
1 DOT=2,000 HEAD
(COUNTY UNIT BASIS)
U. S. DEPARTMENT OF COMMERCE
BUREAU OF THE CENSUS

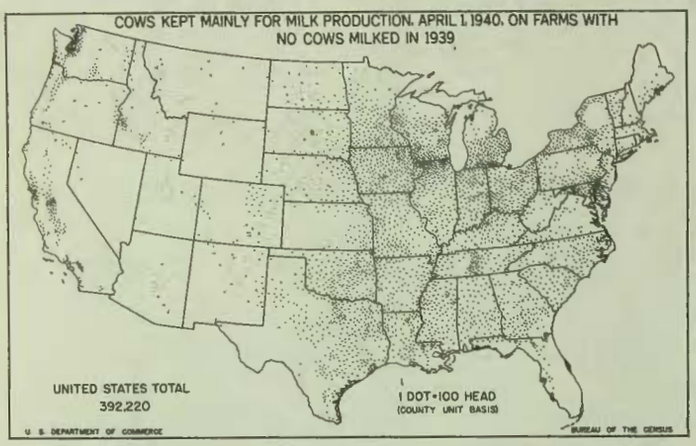
COWS KEPT MAINLY FOR MILK PRODUCTION, APRIL 1, 1940, ON FARMS WITH NO COWS MILKED IN 1939
UNITED STATES TOTAL
392,220
1 DOT=100 HEAD
(COUNTY UNIT BASIS)
U. S. DEPARTMENT OF COMMERCE
BUREAU OF THE CENSUS

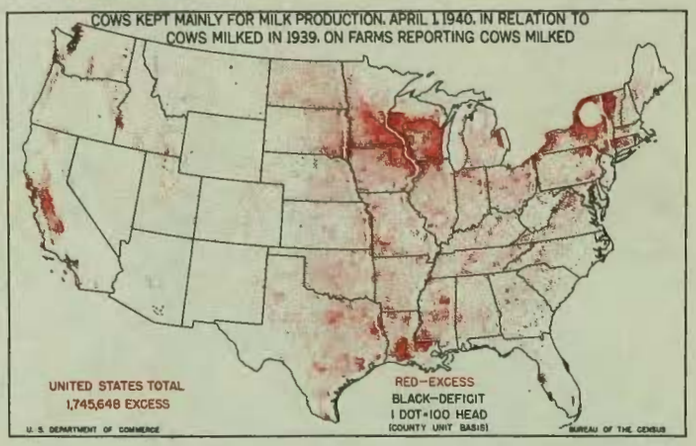
COWS KEPT MAINLY FOR MILK PRODUCTION, APRIL 1, 1940, IN RELATION TO COWS MILKED IN 1939, ON FARMS REPORTING COWS MILKED
UNITED STATES TOTAL
1,745,648 EXCESS
RED—EXCESS
BLACK—DEFICIT
1 DOT=100 HEAD
(COUNTY UNIT BASIS)
U. S. DEPARTMENT OF COMMERCE
BUREAU OF THE CENSUS

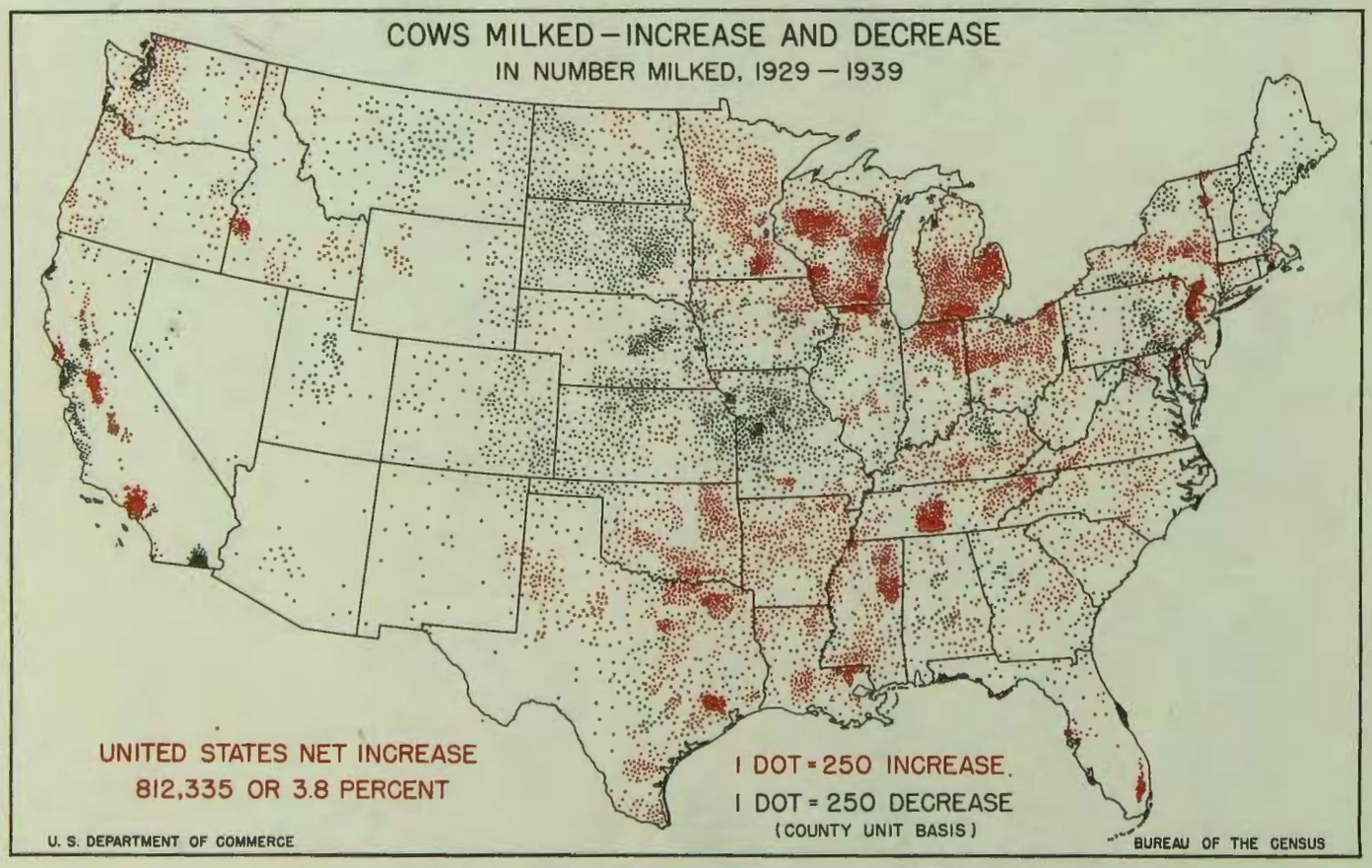
COWS MILKED—INCREASE AND DECREASE
IN NUMBER MILKED, 1929—1939
UNITED STATES NET INCREASE
812,335 OR 3.8 PERCENT
1 DOT=250 INCREASE.
1 DOT=250 DECREASE
(COUNTY UNIT BASIS)
U. S. DEPARTMENT OF COMMERCE
BUREAU OF THE CENSUS

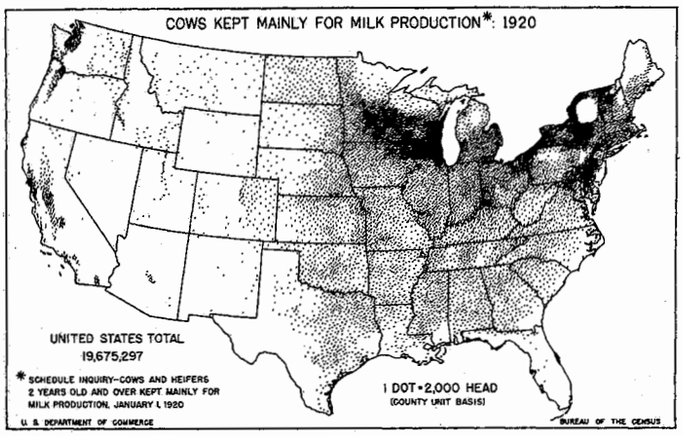
COWS KEPT MAINLY FOR MILK PRODUCTION*: 1920
UNITED STATES TOTAL
19,675,297
* SCHEDULE INQUIRY-COWS AND HEIFERS 2 YEARS OLD AND OVER KEPT MAINLY FOR MILK PRODUCTION, JANUARY 1, 1920
1 DOT = 2,000 HEAD (COUNTY UNIT BASIS)
U. S. DEPARTMENT OF COMMERCE
BUREAU OF THE CENSUS

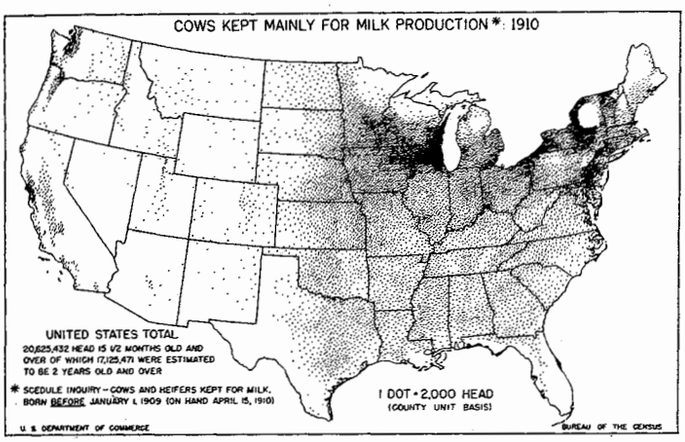
COWS KEPT MAINLY FOR MILK PRODUCTION*: 1910
UNITED STATES TOTAL
20,625,432 HEAD (5 1/2 MONTHS OLD AND OVER OF WHICH 17,125,471 WERE ESTIMATED TO BE 2 YEARS OLD AND OVER
* SCEDULE INQUIRY - COWS AND HEIFERS KEPT FOR MILK, BORN BEFORE JANUARY 1, 1909 (ON HAND APRIL 15, 1910)
1 DOT = 2,000 HEAD (COUNTY UNIT BASIS)
U. S. DEPARTMENT OF COMMERCE
BUREAU OF THE CENSUS

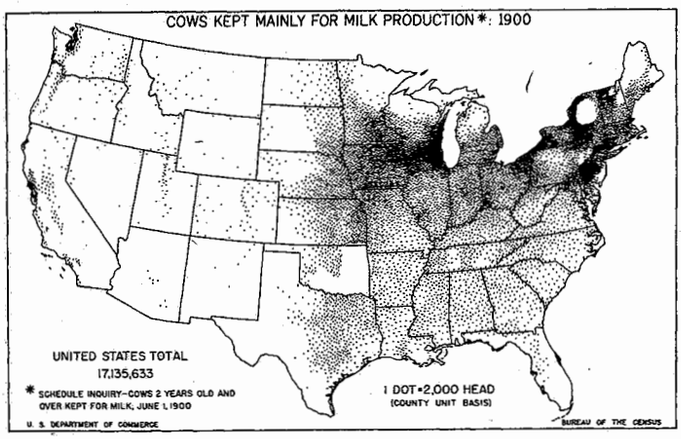
COWS KEPT MAINLY FOR MILK PRODUCTION*: 1900
UNITED STATES TOTAL
17,135,633
* SCHEDULE INQUIRY-COWS 2 YEARS OLD AND OVER KEPT FOR MILK, JUNE 1, 1900
1 DOT = 2,000 HEAD (COUNTY UNIT BASIS)
U. S. DEPARTMENT OF COMMERCE
BUREAU OF THE CENSUS

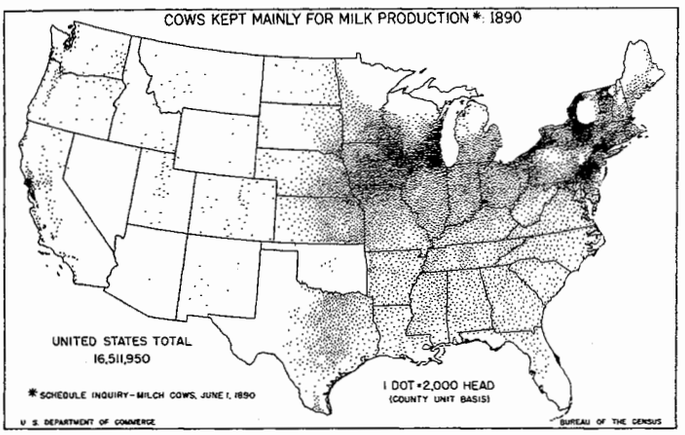
COWS KEPT MAINLY FOR MILK PRODUCTION*: 1890
UNITED STATES TOTAL
16,511,950
* SCHEDULE INQUIRY - MILCH COWS, JUNE 1, 1890
1 DOT = 2,000 HEAD (COUNTY UNIT BASIS)
U. S. DEPARTMENT OF COMMERCE
BUREAU OF THE CENSUS

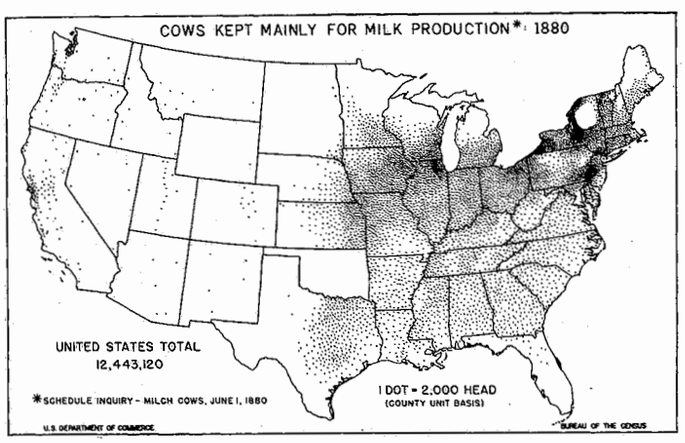
COWS KEPT MAINLY FOR MILK PRODUCTION*: 1880
UNITED STATES TOTAL
12,443,120
* SCHEDULE INQUIRY - MILCH COWS, JUNE 1, 1880
1 DOT = 2,000 HEAD (COUNTY UNIT BASIS)
U.S. DEPARTMENT OF COMMERCE
BUREAU OF THE CENSUS

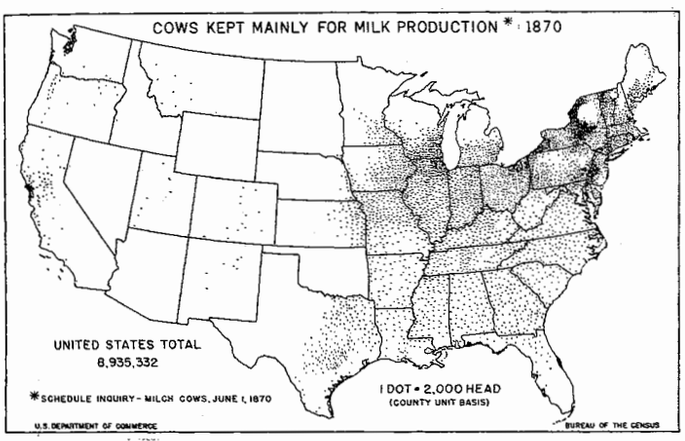
COWS KEPT MAINLY FOR MILK PRODUCTION*: 1870
UNITED STATES TOTAL
8,935,332
* SCHEDULE INQUIRY - MILCH COWS, JUNE 1, 1870
1 DOT = 2,000 HEAD (COUNTY UNIT BASIS)
U.S. DEPARTMENT OF COMMERCE
BUREAU OF THE CENSUS

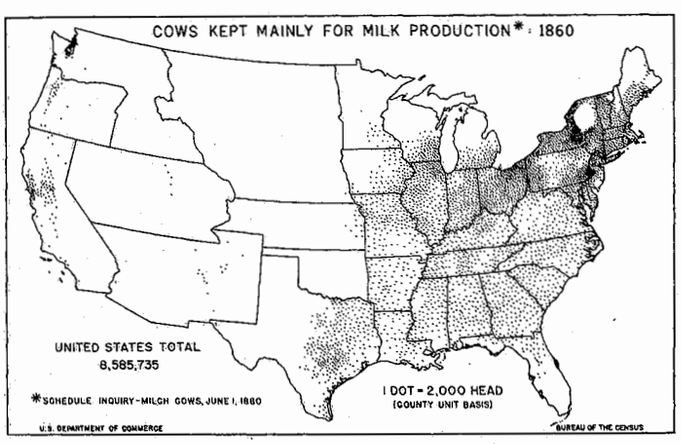
COWS KEPT MAINLY FOR MILK PRODUCTION*: 1860
UNITED STATES TOTAL
8,585,735
* SCHEDULE INQUIRY - MILCH COWS, JUNE 1, 1860
1 DOT = 2,000 HEAD (COUNTY UNIT BASIS)
U.S. DEPARTMENT OF COMMERCE
BUREAU OF THE CENSUS

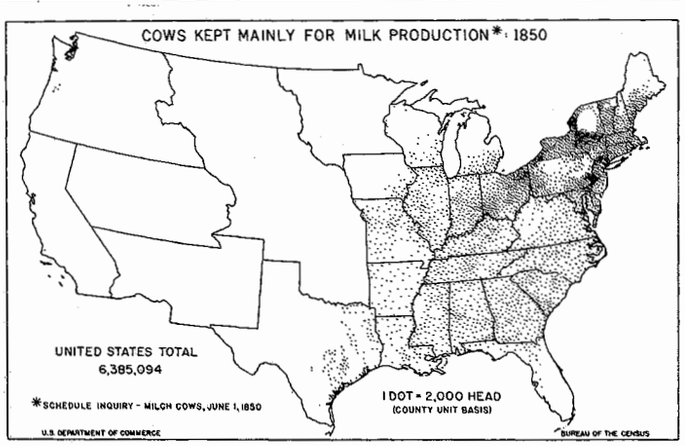
COWS KEPT MAINLY FOR MILK PRODUCTION*: 1850
UNITED STATES TOTAL
6,385,094
* SCHEDULE INQUIRY - MILCH COWS, JUNE 1, 1850
1 DOT = 2,000 HEAD (COUNTY UNIT BASIS)
U.S. DEPARTMENT OF COMMERCE
BUREAU OF THE CENSUS

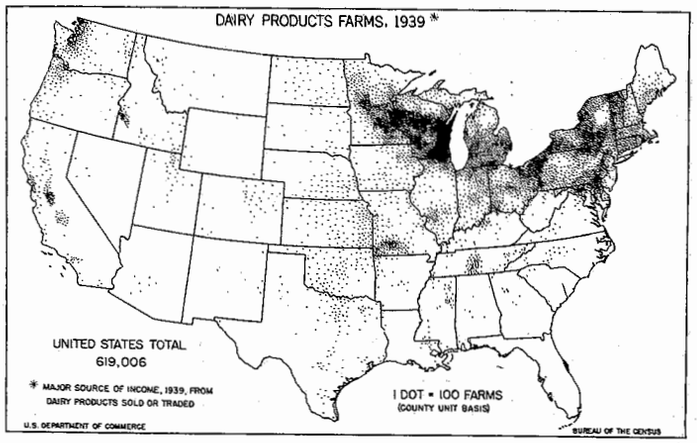
DAIRY PRODUCTS FARMS, 1939 *
UNITED STATES TOTAL
619,006
* MAJOR SOURCE OF INCOME, 1939, FROM DAIRY PRODUCTS SOLD OR TRADED
1 DOT = 100 FARMS
(COUNTY UNIT BASIS)
U.S. DEPARTMENT OF COMMERCE
BUREAU OF THE CENSUS

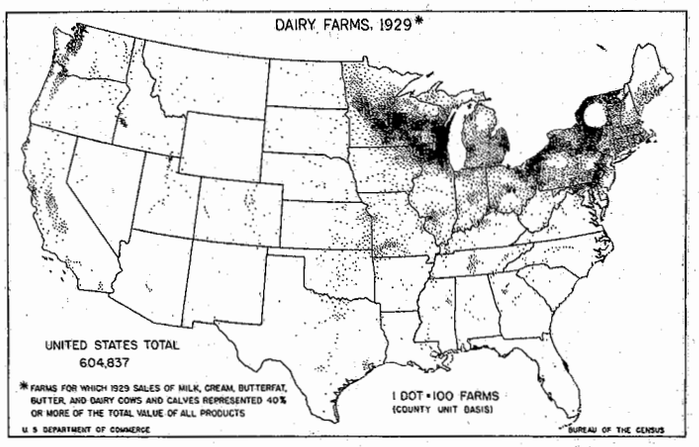
DAIRY FARMS, 1929 *
UNITED STATES TOTAL
604,837
* FARMS FOR WHICH 1929 SALES OF MILK, CREAM, BUTTERFAT, BUTTER, AND DAIRY COWS AND CALVES REPRESENTED 40% OR MORE OF THE TOTAL VALUE OF ALL PRODUCTS
1 DOT = 100 FARMS
(COUNTY UNIT BASIS)
U. S. DEPARTMENT OF COMMERCE
BUREAU OF THE CENSUS

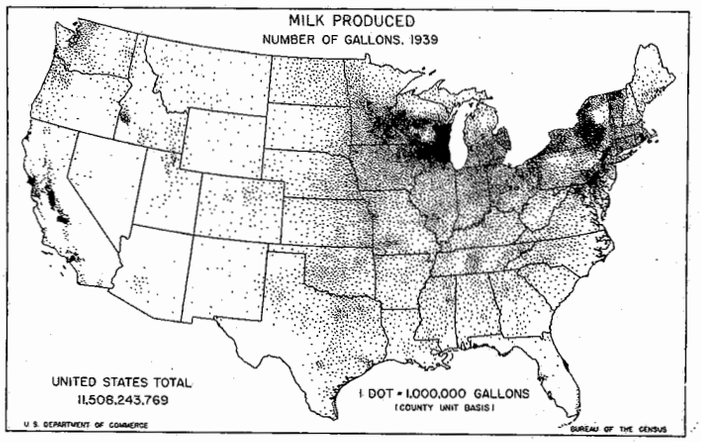
MILK PRODUCED
NUMBER OF GALLONS, 1939
UNITED STATES TOTAL
11,506,243,769
1 DOT = 1,000,000 GALLONS
(COUNTY UNIT BASIS)
U. S. DEPARTMENT OF COMMERCE
BUREAU OF THE CENSUS

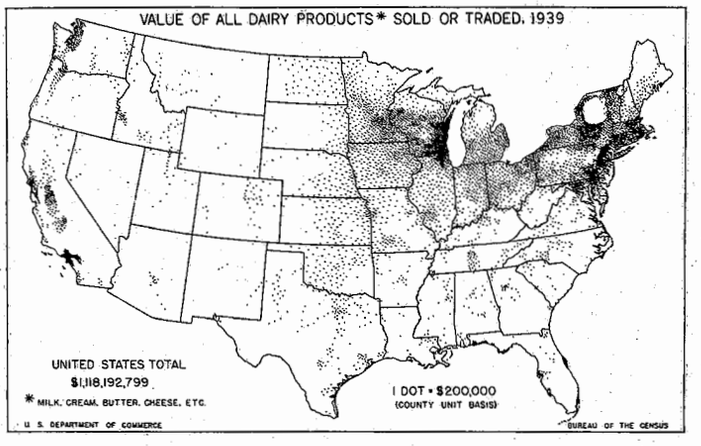
VALUE OF ALL DAIRY PRODUCTS * SOLD OR TRADED, 1939
UNITED STATES TOTAL
$1,118,192,799
* MILK, CREAM, BUTTER, CHEESE, ETC.
1 DOT = $200,000
(COUNTY UNIT BASIS)
U. S. DEPARTMENT OF COMMERCE
BUREAU OF THE CENSUS

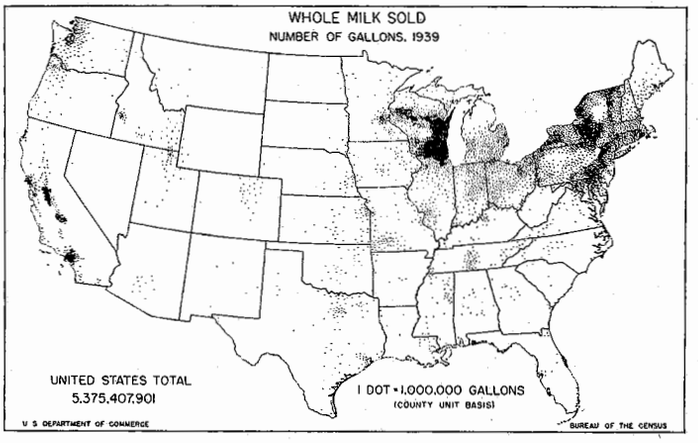
WHOLE MILK SOLD
NUMBER OF GALLONS, 1939
UNITED STATES TOTAL
5,375,407,901
1 DOT = 1,000,000 GALLONS
(COUNTY UNIT BASIS)
U. S. DEPARTMENT OF COMMERCE
BUREAU OF THE CENSUS

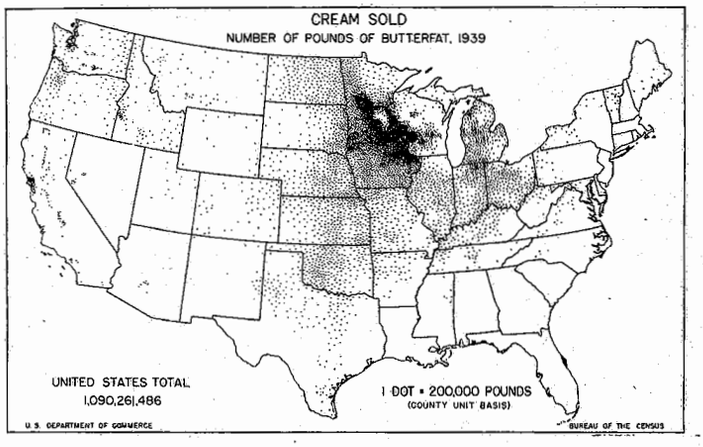
CREAM SOLD
NUMBER OF POUNDS OF BUTTERFAT, 1939
UNITED STATES TOTAL
1,090,261,486
1 DOT = 200,000 POUNDS
(COUNTY UNIT BASIS)
U. S. DEPARTMENT OF COMMERCE
BUREAU OF THE CENSUS

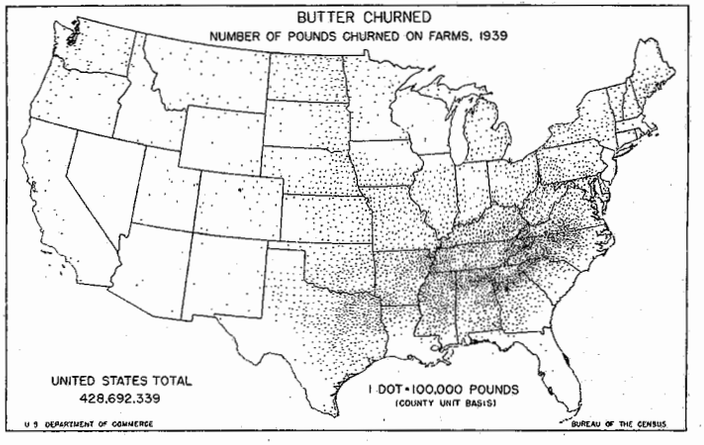
BUTTER CHURNED
NUMBER OF POUNDS CHURNED ON FARMS, 1939
UNITED STATES TOTAL
428,692,339
1 DOT = 100,000 POUNDS
(COUNTY UNIT BASIS)
U. S. DEPARTMENT OF COMMERCE
BUREAU OF THE CENSUS

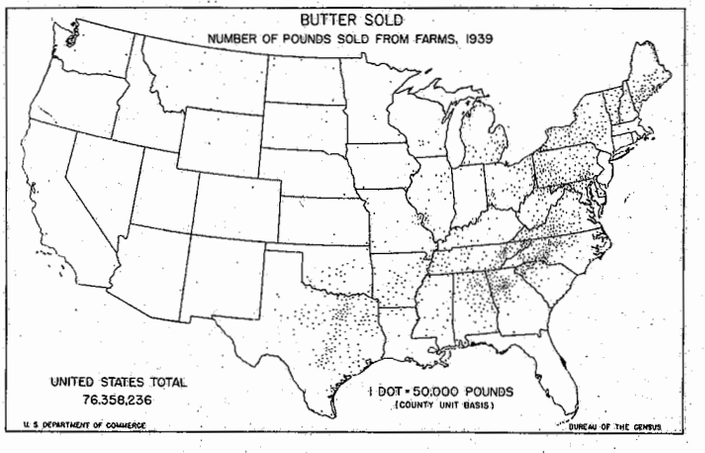
BUTTER SOLD
NUMBER OF POUNDS SOLD FROM FARMS, 1939
UNITED STATES TOTAL
76,358,236
1 DOT = 50,000 POUNDS
(COUNTY UNIT BASIS)
U. S. DEPARTMENT OF COMMERCE
BUREAU OF THE CENSUS

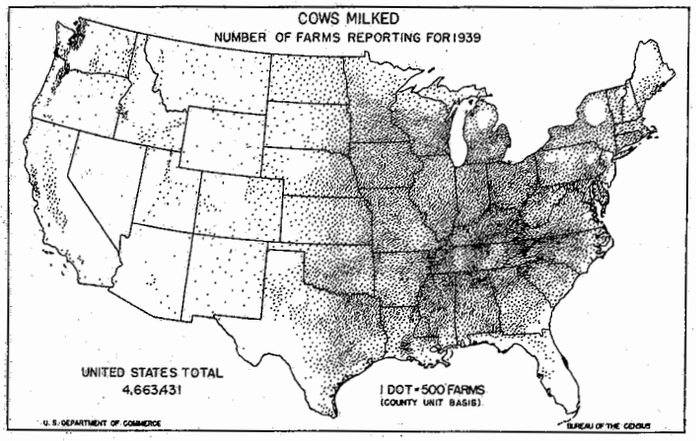
COWS MILKED
NUMBER OF FARMS REPORTING FOR 1939
UNITED STATES TOTAL
4,663,431
1 DOT = 500 FARMS
(COUNTY UNIT BASIS)
U. S. DEPARTMENT OF COMMERCE
BUREAU OF THE CENSUS

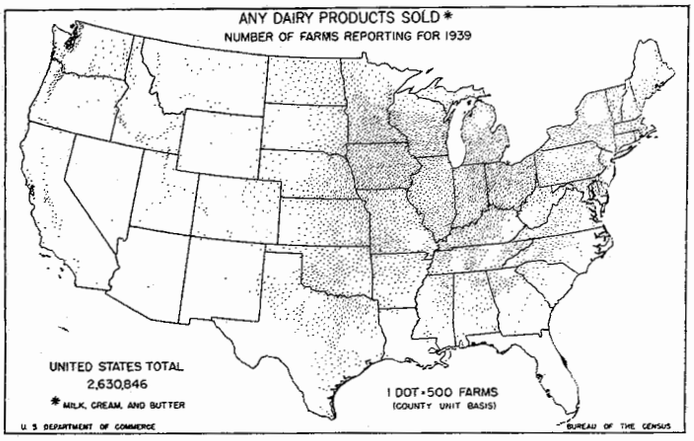
ANY DAIRY PRODUCTS SOLD *
NUMBER OF FARMS REPORTING FOR 1939
UNITED STATES TOTAL
2,630,846
* MILK, CREAM, AND BUTTER
1 DOT = 500 FARMS
(COUNTY UNIT BASIS)
U. S. DEPARTMENT OF COMMERCE
BUREAU OF THE CENSUS

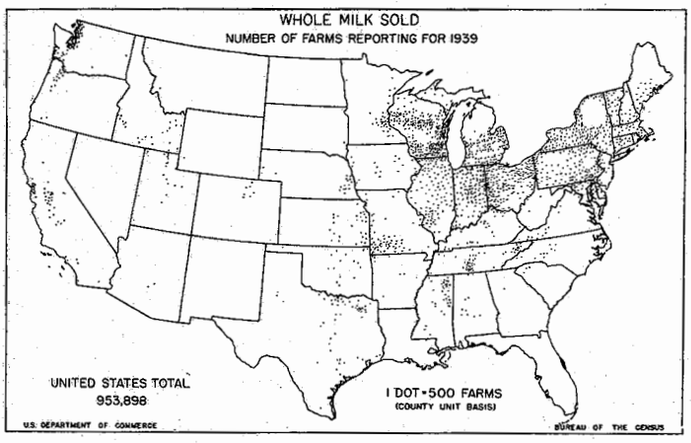
WHOLE MILK SOLD
NUMBER OF FARMS REPORTING FOR 1939
UNITED STATES TOTAL
953,898
1 DOT = 500 FARMS
(COUNTY UNIT BASIS)
U.S. DEPARTMENT OF COMMERCE
BUREAU OF THE CENSUS

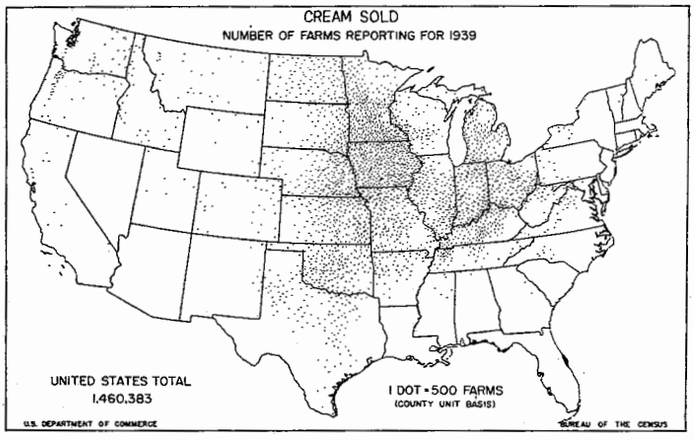
CREAM SOLD
NUMBER OF FARMS REPORTING FOR 1939
UNITED STATES TOTAL
1,460,383
1 DOT = 500 FARMS
(COUNTY UNIT BASIS)
U.S. DEPARTMENT OF COMMERCE
BUREAU OF THE CENSUS

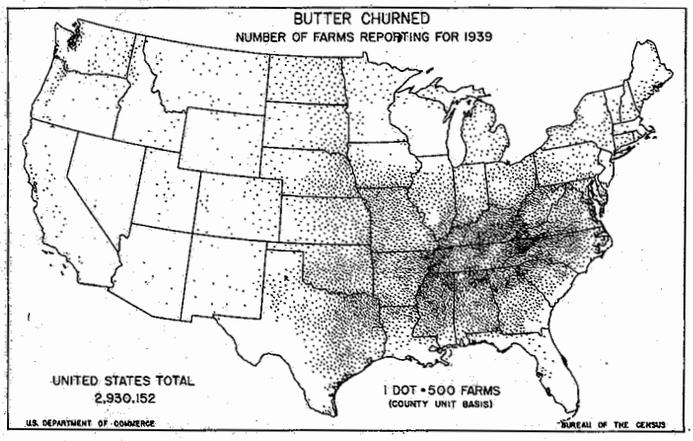
BUTTER CHURNED
NUMBER OF FARMS REPORTING FOR 1939
UNITED STATES TOTAL
2,930,152
1 DOT = 500 FARMS
(COUNTY UNIT BASIS)
U.S. DEPARTMENT OF COMMERCE
BUREAU OF THE CENSUS

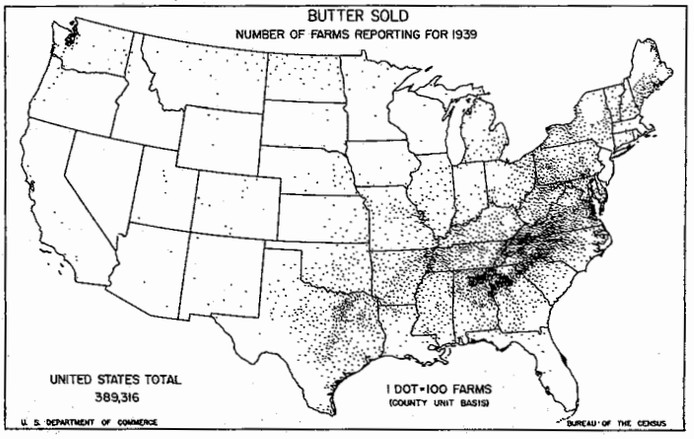
BUTTER SOLD
NUMBER OF FARMS REPORTING FOR 1939
UNITED STATES TOTAL
389,316
1 DOT = 100 FARMS
(COUNTY UNIT BASIS)
U. S. DEPARTMENT OF COMMERCE
BUREAU OF THE CENSUS

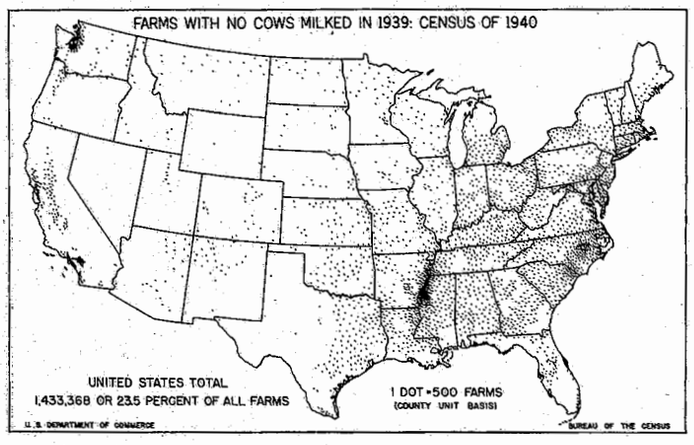
FARMS WITH NO COWS MILKED IN 1939: CENSUS OF 1940
UNITED STATES TOTAL
1,433,368 OR 23.5 PERCENT OF ALL FARMS
1 DOT = 500 FARMS
(COUNTY UNIT BASIS)
U.S. DEPARTMENT OF COMMERCE
BUREAU OF THE CENSUS

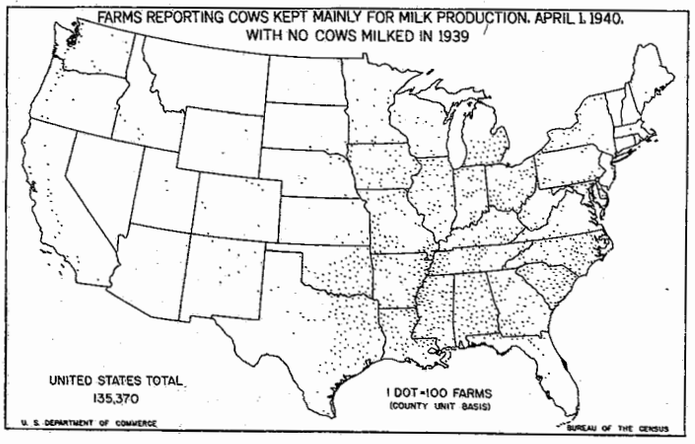
FARMS REPORTING COWS KEPT MAINLY FOR MILK PRODUCTION, APRIL 1, 1940,
WITH NO COWS MILKED IN 1939
UNITED STATES TOTAL
135,370
1 DOT = 100 FARMS
(COUNTY UNIT BASIS)
U. S. DEPARTMENT OF COMMERCE
BUREAU OF THE CENSUS

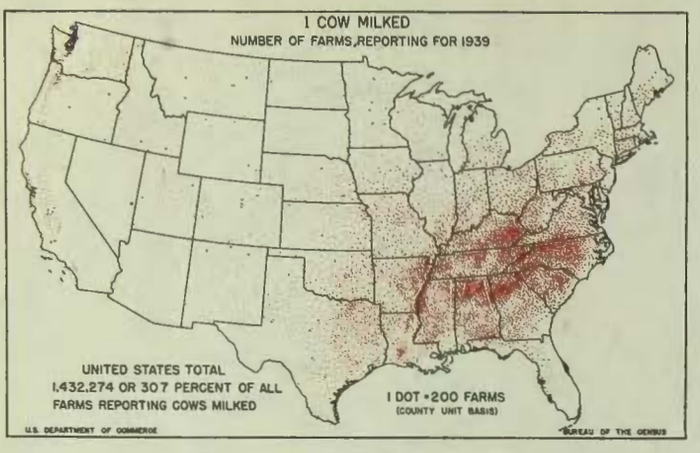
1 COW MILKED
NUMBER OF FARMS REPORTING FOR 1939
UNITED STATES TOTAL
1,432,274 OR 30.7 PERCENT OF ALL
FARMS REPORTING COWS MILKED
1 DOT = 200 FARMS
(COUNTY UNIT BASIS)
U.S. DEPARTMENT OF COMMERCE
BUREAU OF THE CENSUS

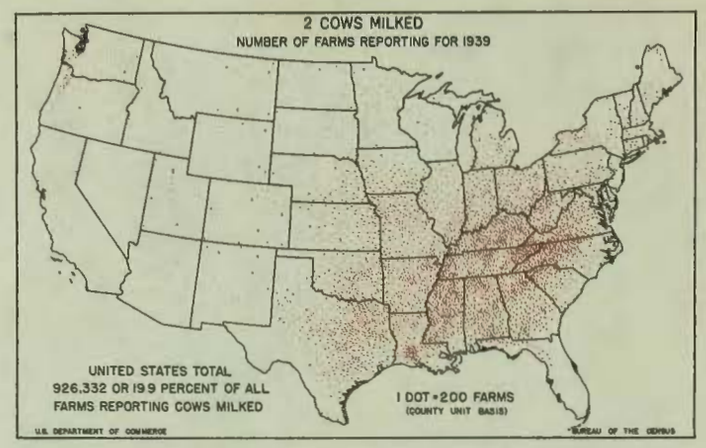
2 COWS MILKED
NUMBER OF FARMS REPORTING FOR 1939
UNITED STATES TOTAL
926,332 OR 19.9 PERCENT OF ALL
FARMS REPORTING COWS MILKED
1 DOT = 200 FARMS
(COUNTY UNIT BASIS)
U.S. DEPARTMENT OF COMMERCE
BUREAU OF THE CENSUS

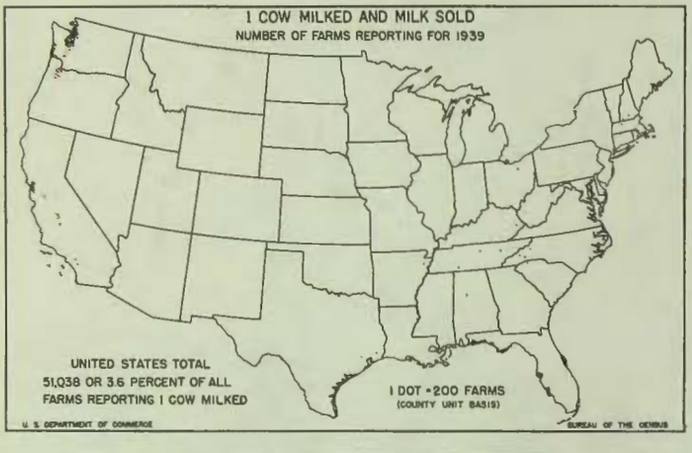
1 COW MILKED AND MILK SOLD
NUMBER OF FARMS REPORTING FOR 1939
UNITED STATES TOTAL
51,038 OR 3.6 PERCENT OF ALL
FARMS REPORTING 1 COW MILKED
1 DOT = 200 FARMS
(COUNTY UNIT BASIS)
U. S. DEPARTMENT OF COMMERCE
BUREAU OF THE CENSUS

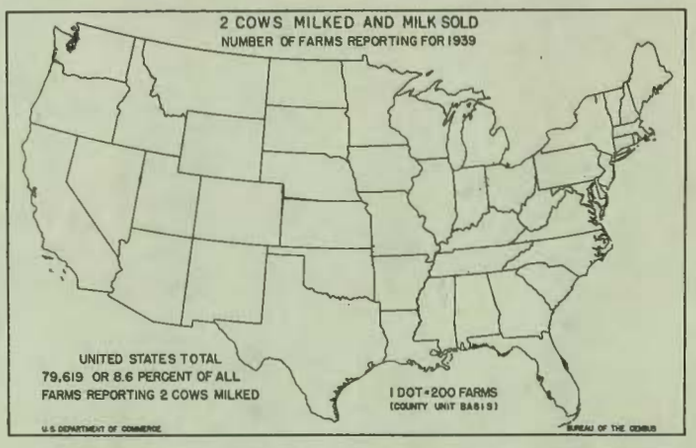
2 COWS MILKED AND MILK SOLD
NUMBER OF FARMS REPORTING FOR 1939
UNITED STATES TOTAL
79,619 OR 8.6 PERCENT OF ALL
FARMS REPORTING 2 COWS MILKED
1 DOT = 200 FARMS
(COUNTY UNIT BASIS)
U.S. DEPARTMENT OF COMMERCE
BUREAU OF THE CENSUS

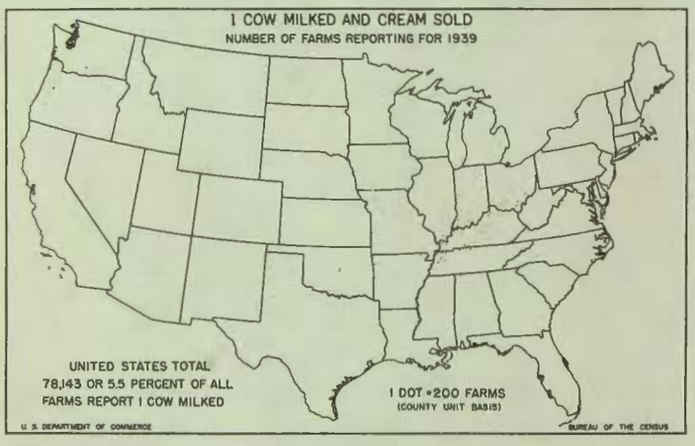
1 COW MILKED AND CREAM SOLD
NUMBER OF FARMS REPORTING FOR 1939
UNITED STATES TOTAL
78,143 OR 5.5 PERCENT OF ALL
FARMS REPORT 1 COW MILKED
1 DOT = 200 FARMS
(COUNTY UNIT BASIS)
U. S. DEPARTMENT OF COMMERCE
BUREAU OF THE CENSUS

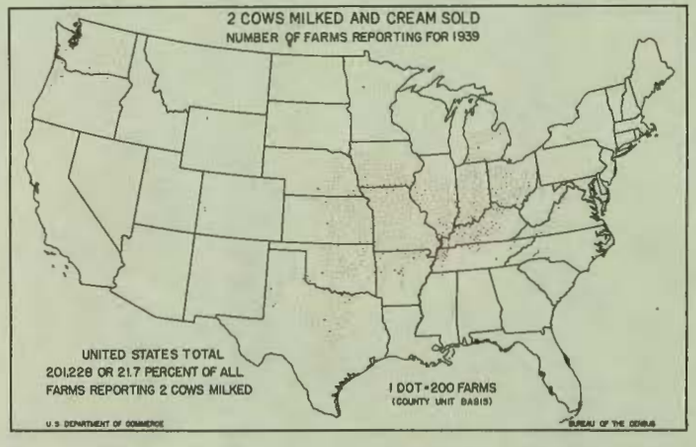
2 COWS MILKED AND CREAM SOLD
NUMBER OF FARMS REPORTING FOR 1939
UNITED STATES TOTAL
201,228 OR 21.7 PERCENT OF ALL
FARMS REPORTING 2 COWS MILKED
1 DOT = 200 FARMS
(COUNTY UNIT BASIS)
U.S. DEPARTMENT OF COMMERCE
BUREAU OF THE CENSUS

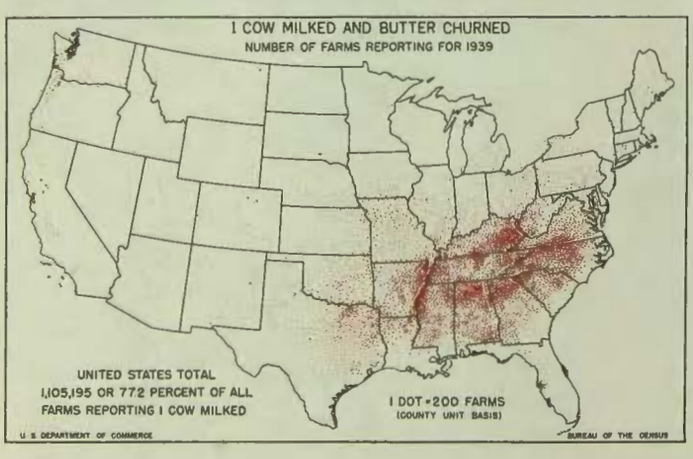
1 COW MILKED AND BUTTER CHURNED
NUMBER OF FARMS REPORTING FOR 1939
UNITED STATES TOTAL
1,105,195 OR 77.2 PERCENT OF ALL
FARMS REPORTING 1 COW MILKED
1 DOT = 200 FARMS
(COUNTY UNIT BASIS)
U. S. DEPARTMENT OF COMMERCE
BUREAU OF THE CENSUS

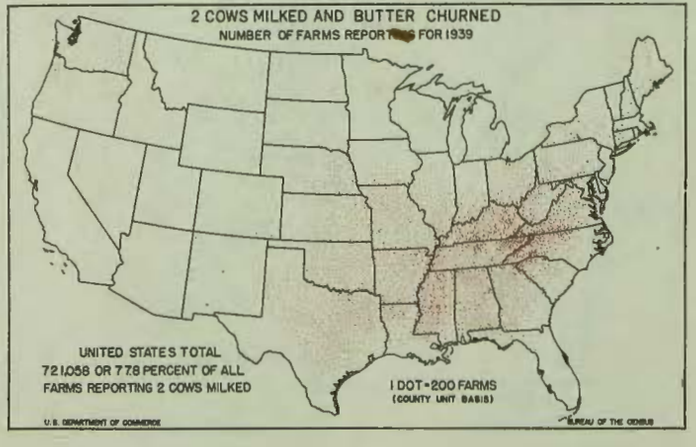
2 COWS MILKED AND BUTTER CHURNED
NUMBER OF FARMS REPORTING FOR 1939
UNITED STATES TOTAL
721,058 OR 77.8 PERCENT OF ALL
FARMS REPORTING 2 COWS MILKED
1 DOT = 200 FARMS
(COUNTY UNIT BASIS)
U.S. DEPARTMENT OF COMMERCE
BUREAU OF THE CENSUS

3 OR 4 COWS MILKED
NUMBER OF FARMS REPORTING FOR 1939
UNITED STATES TOTAL
789,685 OR 16.9 PERCENT OF ALL
FARMS REPORTING COWS MILKED
1 DOT = 100 FARMS
(COUNTY UNIT BASIS)
U.S. DEPARTMENT OF COMMERCE
BUREAU OF THE CENSUS

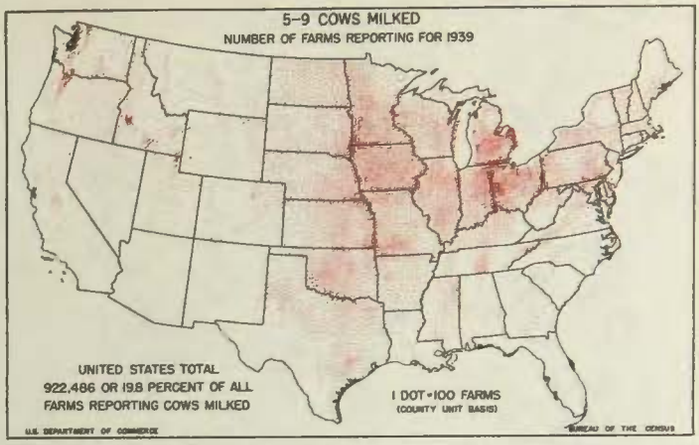
5-9 COWS MILKED
NUMBER OF FARMS REPORTING FOR 1939
UNITED STATES TOTAL
922,486 OR 19.8 PERCENT OF ALL
FARMS REPORTING COWS MILKED
1 DOT = 100 FARMS
(COUNTY UNIT BASIS)
U.S. DEPARTMENT OF COMMERCE
BUREAU OF THE CENSUS

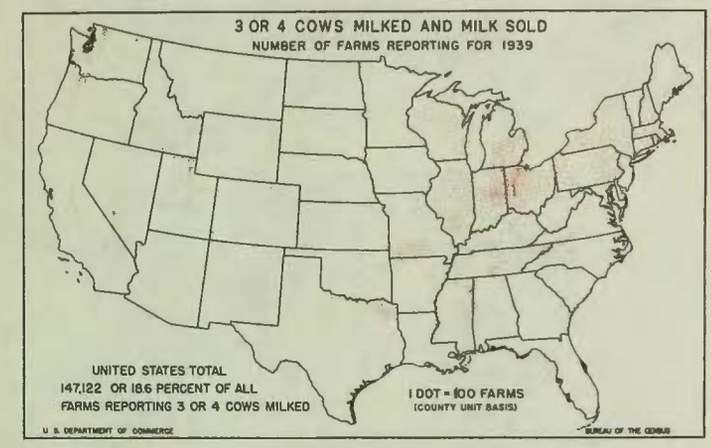
3 OR 4 COWS MILKED AND MILK SOLD
NUMBER OF FARMS REPORTING FOR 1939
UNITED STATES TOTAL
147,122 OR 18.6 PERCENT OF ALL
FARMS REPORTING 3 OR 4 COWS MILKED
1 DOT = 100 FARMS
(COUNTY UNIT BASIS)
U. S. DEPARTMENT OF COMMERCE
BUREAU OF THE CENSUS

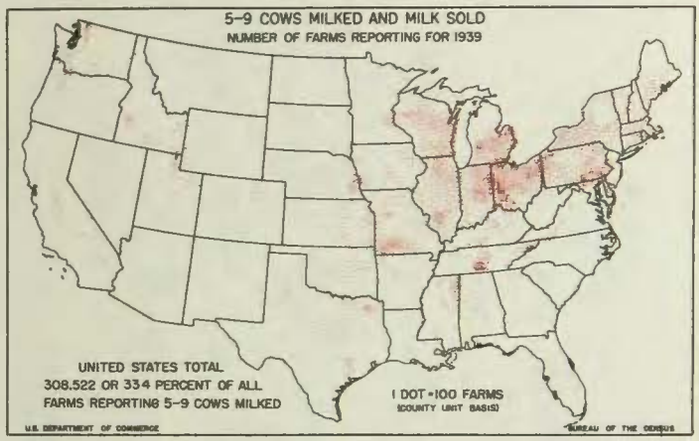
5-9 COWS MILKED AND MILK SOLD
NUMBER OF FARMS REPORTING FOR 1939
UNITED STATES TOTAL
308,522 OR 33.4 PERCENT OF ALL
FARMS REPORTING 5-9 COWS MILKED
1 DOT = 100 FARMS
(COUNTY UNIT BASIS)
U.S. DEPARTMENT OF COMMERCE
BUREAU OF THE CENSUS

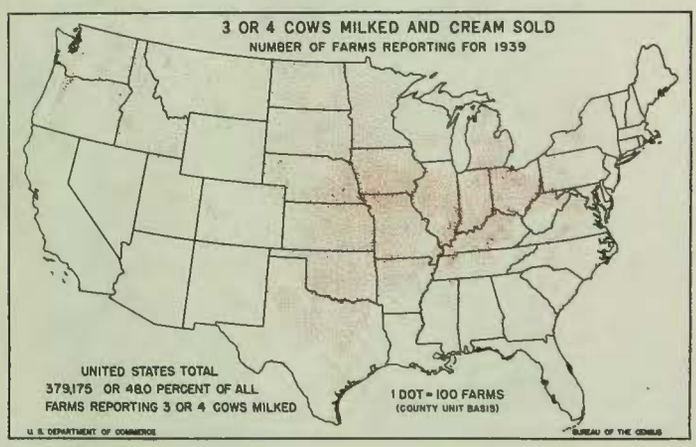
3 OR 4 COWS MILKED AND CREAM SOLD
NUMBER OF FARMS REPORTING FOR 1939
UNITED STATES TOTAL
379,175 OR 48.0 PERCENT OF ALL
FARMS REPORTING 3 OR 4 COWS MILKED
1 DOT = 100 FARMS
(COUNTY UNIT BASIS)
U. S. DEPARTMENT OF COMMERCE
BUREAU OF THE CENSUS

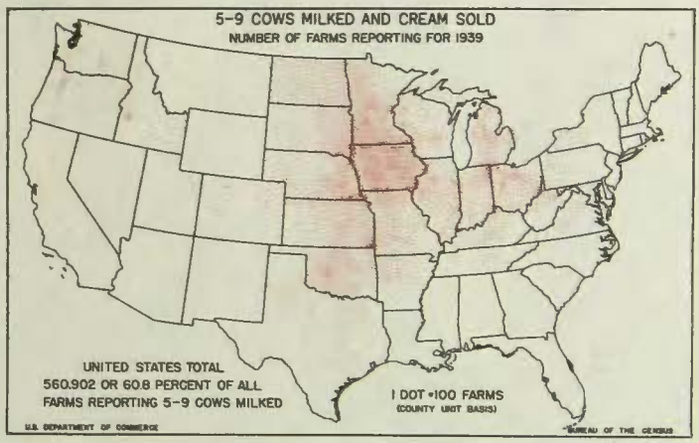
5-9 COWS MILKED AND CREAM SOLD
NUMBER OF FARMS REPORTING FOR 1939
UNITED STATES TOTAL
560,902 OR 60.8 PERCENT OF ALL
FARMS REPORTING 5-9 COWS MILKED
1 DOT = 100 FARMS
(COUNTY UNIT BASIS)
U.S. DEPARTMENT OF COMMERCE
BUREAU OF THE CENSUS

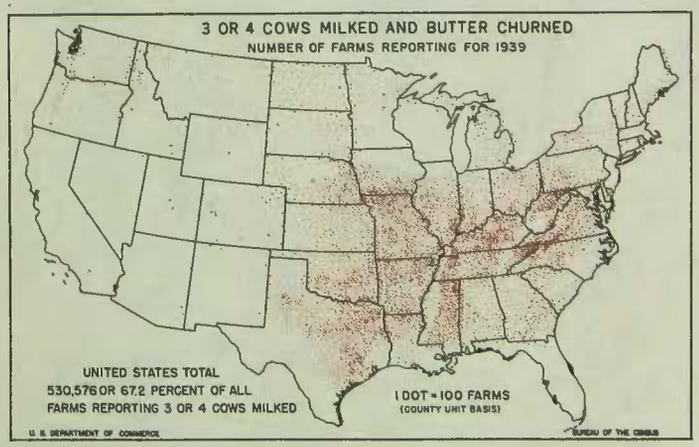
3 OR 4 COWS MILKED AND BUTTER CHURNED
NUMBER OF FARMS REPORTING FOR 1939
UNITED STATES TOTAL
530,576 OR 67.2 PERCENT OF ALL
FARMS REPORTING 3 OR 4 COWS MILKED
1 DOT = 100 FARMS
(COUNTY UNIT BASIS)
U. S. DEPARTMENT OF COMMERCE
BUREAU OF THE CENSUS

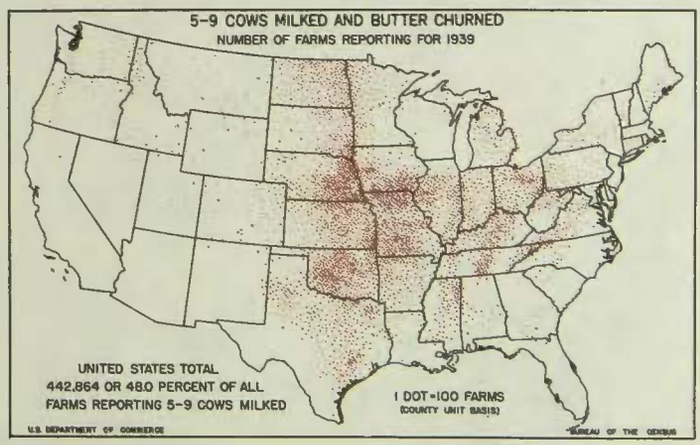
5-9 COWS MILKED AND BUTTER CHURNED
NUMBER OF FARMS REPORTING FOR 1939
UNITED STATES TOTAL
442,864 OR 48.0 PERCENT OF ALL
FARMS REPORTING 5-9 COWS MILKED
1 DOT = 100 FARMS
(COUNTY UNIT BASIS)
U.S. DEPARTMENT OF COMMERCE
BUREAU OF THE CENSUS

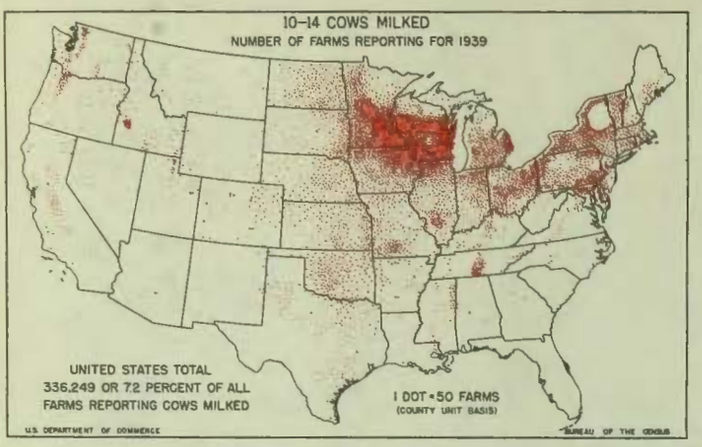
10–14 COWS MILKED
NUMBER OF FARMS REPORTING FOR 1939
UNITED STATES TOTAL
336,249 OR 7.2 PERCENT OF ALL
FARMS REPORTING COWS MILKED
1 DOT = 50 FARMS
(COUNTY UNIT BASIS)
U.S. DEPARTMENT OF COMMERCE
BUREAU OF THE CENSUS

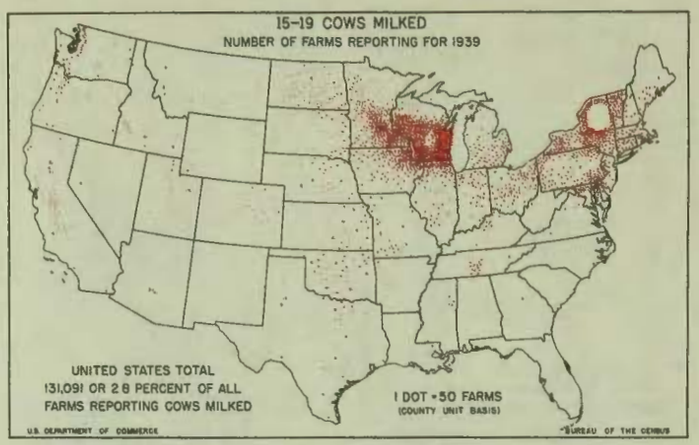
15–19 COWS MILKED
NUMBER OF FARMS REPORTING FOR 1939
UNITED STATES TOTAL
131,091 OR 2.8 PERCENT OF ALL
FARMS REPORTING COWS MILKED
1 DOT = 50 FARMS
(COUNTY UNIT BASIS)
U.S. DEPARTMENT OF COMMERCE
BUREAU OF THE CENSUS

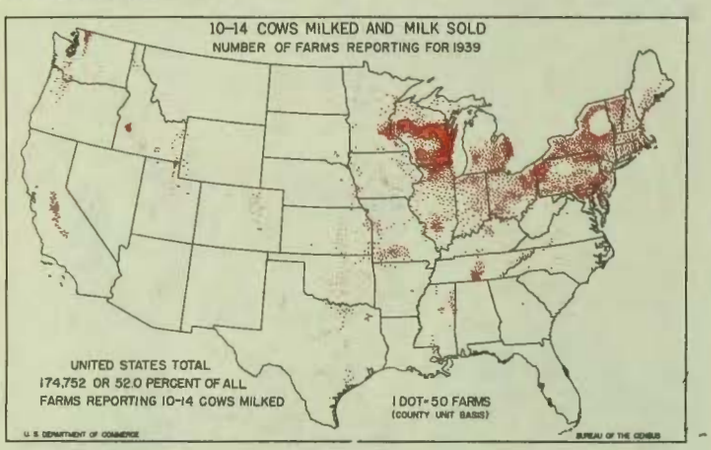
10–14 COWS MILKED AND MILK SOLD
NUMBER OF FARMS REPORTING FOR 1939
UNITED STATES TOTAL
174,752 OR 52.0 PERCENT OF ALL
FARMS REPORTING 10–14 COWS MILKED
1 DOT = 50 FARMS
(COUNTY UNIT BASIS)
U. S. DEPARTMENT OF COMMERCE
BUREAU OF THE CENSUS

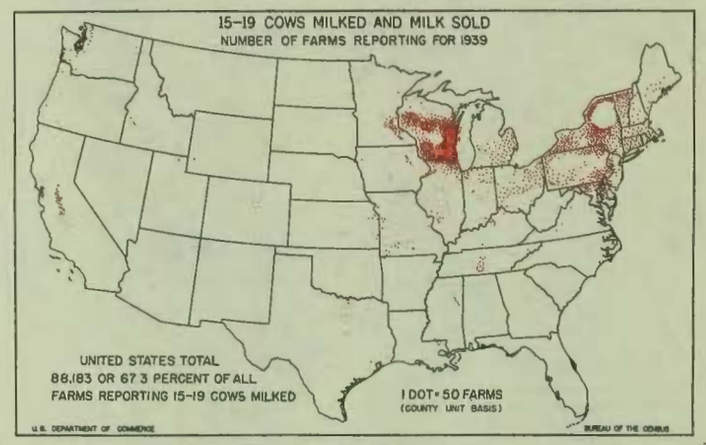
15–19 COWS MILKED AND MILK SOLD
NUMBER OF FARMS REPORTING FOR 1939
UNITED STATES TOTAL
88,183 OR 67.3 PERCENT OF ALL
FARMS REPORTING 15–19 COWS MILKED
1 DOT = 50 FARMS
(COUNTY UNIT BASIS)
U.S. DEPARTMENT OF COMMERCE
BUREAU OF THE CENSUS

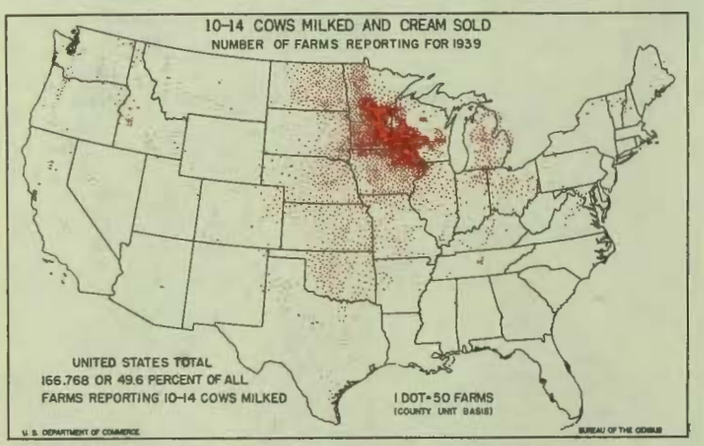
10–14 COWS MILKED AND CREAM SOLD
NUMBER OF FARMS REPORTING FOR 1939
UNITED STATES TOTAL
166,768 OR 49.6 PERCENT OF ALL
FARMS REPORTING 10–14 COWS MILKED
1 DOT = 50 FARMS
(COUNTY UNIT BASIS)
U. S. DEPARTMENT OF COMMERCE
BUREAU OF THE CENSUS

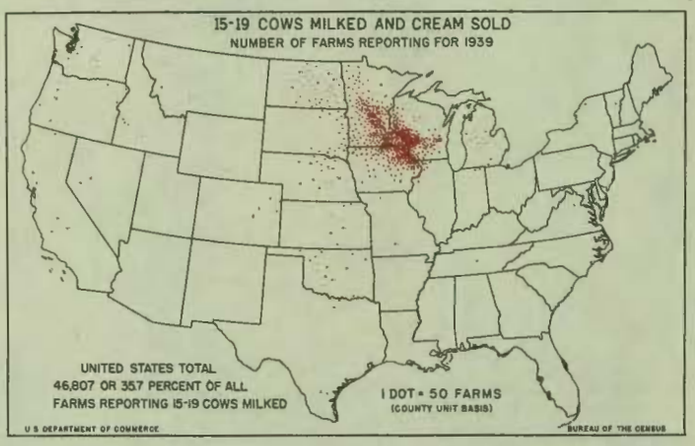
15–19 COWS MILKED AND CREAM SOLD
NUMBER OF FARMS REPORTING FOR 1939
UNITED STATES TOTAL
46,807 OR 35.7 PERCENT OF ALL
FARMS REPORTING 15–19 COWS MILKED
1 DOT = 50 FARMS
(COUNTY UNIT BASIS)
U.S. DEPARTMENT OF COMMERCE
BUREAU OF THE CENSUS

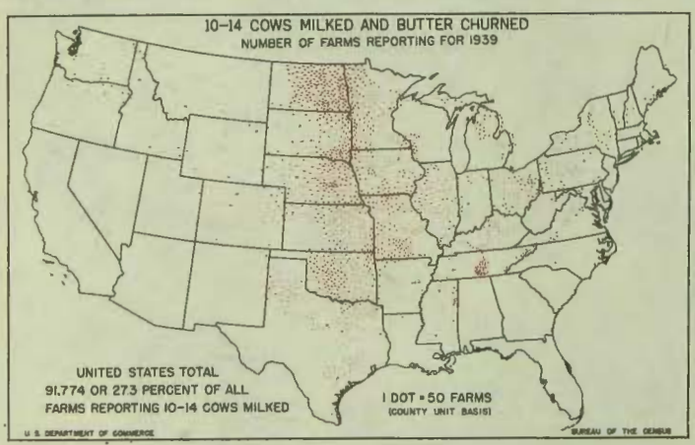
10–14 COWS MILKED AND BUTTER CHURNED
NUMBER OF FARMS REPORTING FOR 1939
UNITED STATES TOTAL
91,774 OR 27.3 PERCENT OF ALL
FARMS REPORTING 10–14 COWS MILKED
1 DOT = 50 FARMS
(COUNTY UNIT BASIS)
U. S. DEPARTMENT OF COMMERCE
BUREAU OF THE CENSUS

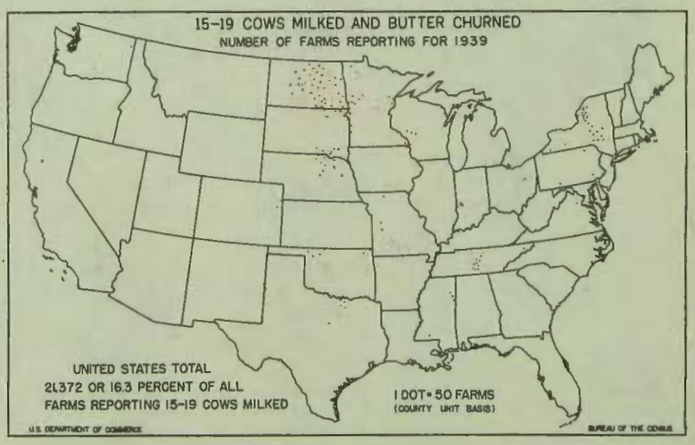
15–19 COWS MILKED AND BUTTER CHURNED
NUMBER OF FARMS REPORTING FOR 1939
UNITED STATES TOTAL
21,372 OR 16.3 PERCENT OF ALL
FARMS REPORTING 15–19 COWS MILKED
1 DOT = 50 FARMS
(COUNTY UNIT BASIS)
U.S. DEPARTMENT OF COMMERCE
BUREAU OF THE CENSUS

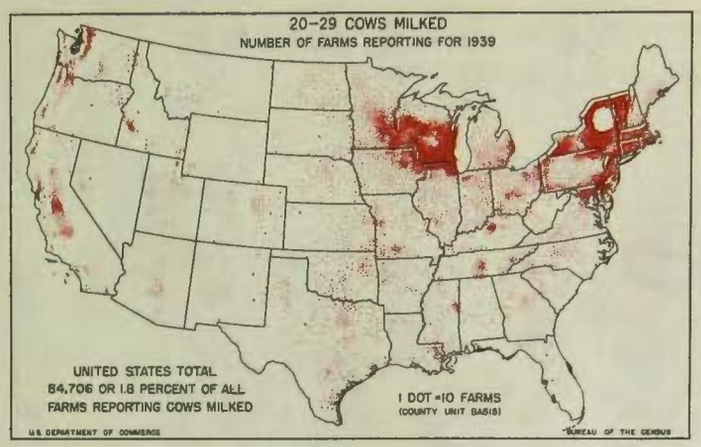
20–29 COWS MILKED
NUMBER OF FARMS REPORTING FOR 1939
UNITED STATES TOTAL
84,706 OR 1.8 PERCENT OF ALL
FARMS REPORTING COWS MILKED
1 DOT = 10 FARMS
(COUNTY UNIT BASIS)
U.S. DEPARTMENT OF COMMERCE
BUREAU OF THE CENSUS

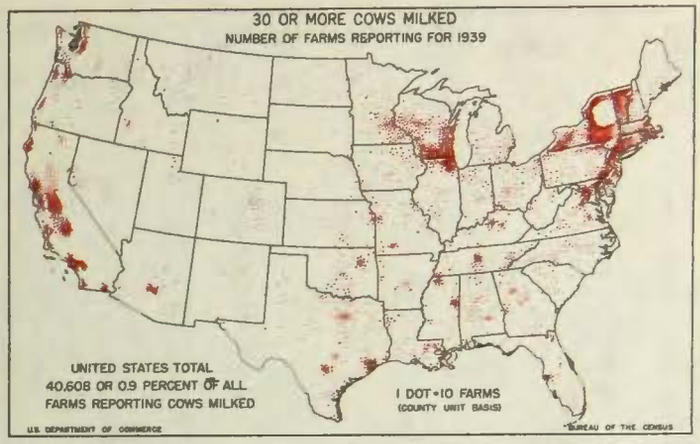
30 OR MORE COWS MILKED
NUMBER OF FARMS REPORTING FOR 1939
UNITED STATES TOTAL
40,608 OR 0.9 PERCENT OF ALL
FARMS REPORTING COWS MILKED
1 DOT = 10 FARMS
(COUNTY UNIT BASIS)
U.S. DEPARTMENT OF COMMERCE
BUREAU OF THE CENSUS

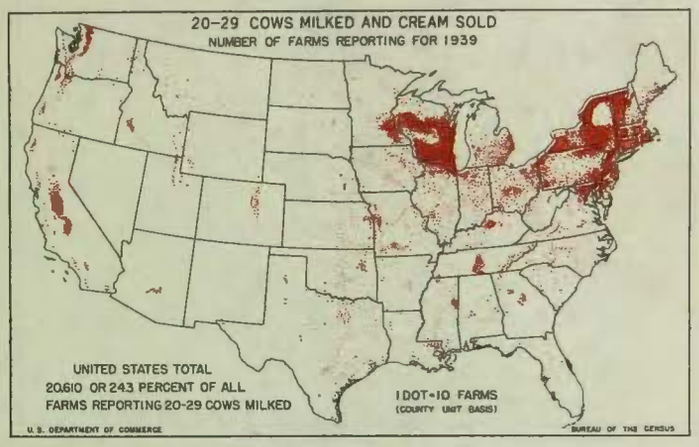
20–29 COWS MILKED AND CREAM SOLD
NUMBER OF FARMS REPORTING FOR 1939
UNITED STATES TOTAL
20,610 OR 24.3 PERCENT OF ALL
FARMS REPORTING 20-29 COWS MILKED
1 DOT = 10 FARMS
(COUNTY UNIT BASIS)
U.S. DEPARTMENT OF COMMERCE
BUREAU OF THE CENSUS

30 OR MORE COWS MILKED AND MILK SOLD
NUMBER OF FARMS REPORTING FOR 1939
UNITED STATES TOTAL
37,036 OR 91.2 PERCENT OF ALL FARMS
REPORTING 30 OR MORE COWS MILKED
1 DOT = 10 FARMS
(COUNTY UNIT BASIS)
U.S. DEPARTMENT OF COMMERCE
BUREAU OF THE CENSUS

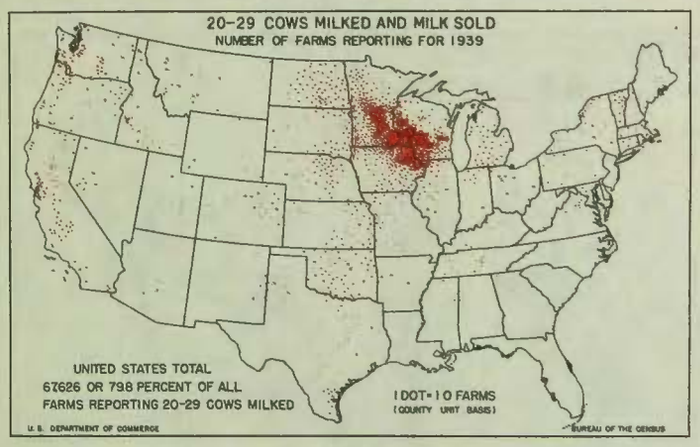
20–29 COWS MILKED AND MILK SOLD
NUMBER OF FARMS REPORTING FOR 1939
UNITED STATES TOTAL
67,626 OR 79.8 PERCENT OF ALL
FARMS REPORTING 20-29 COWS MILKED
1 DOT = 10 FARMS
(COUNTY UNIT BASIS)
U.S. DEPARTMENT OF COMMERCE
BUREAU OF THE CENSUS

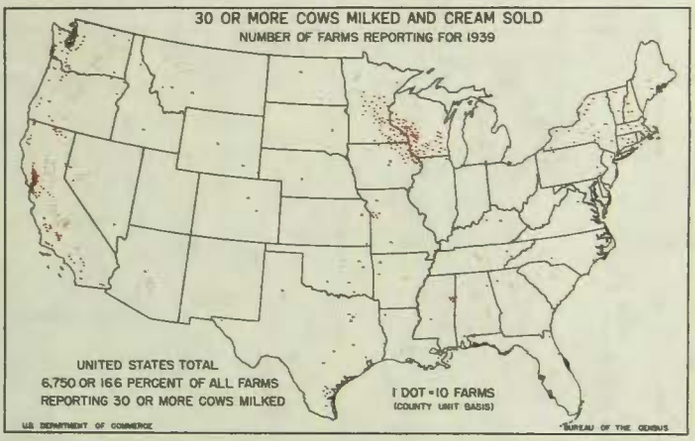
30 OR MORE COWS MILKED AND CREAM SOLD
NUMBER OF FARMS REPORTING FOR 1939
UNITED STATES TOTAL
6,750 OR 16.6 PERCENT OF ALL FARMS
REPORTING 30 OR MORE COWS MILKED
1 DOT = 10 FARMS
(COUNTY UNIT BASIS)
U.S. DEPARTMENT OF COMMERCE
BUREAU OF THE CENSUS

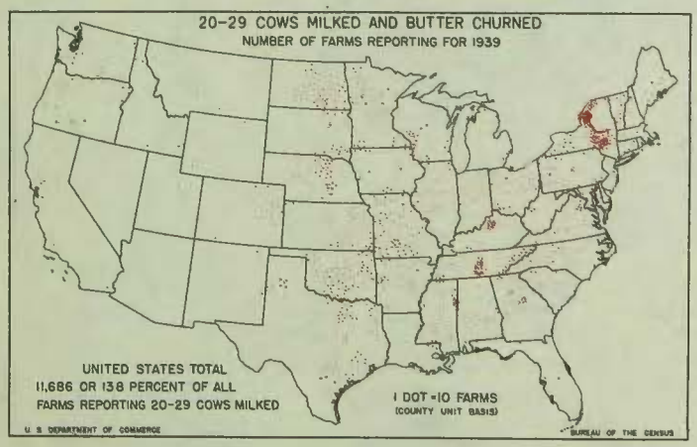
20–29 COWS MILKED AND BUTTER CHURNED
NUMBER OF FARMS REPORTING FOR 1939
UNITED STATES TOTAL
11,686 OR 13.8 PERCENT OF ALL
FARMS REPORTING 20-29 COWS MILKED
1 DOT = 10 FARMS
(COUNTY UNIT BASIS)
U.S. DEPARTMENT OF COMMERCE
BUREAU OF THE CENSUS

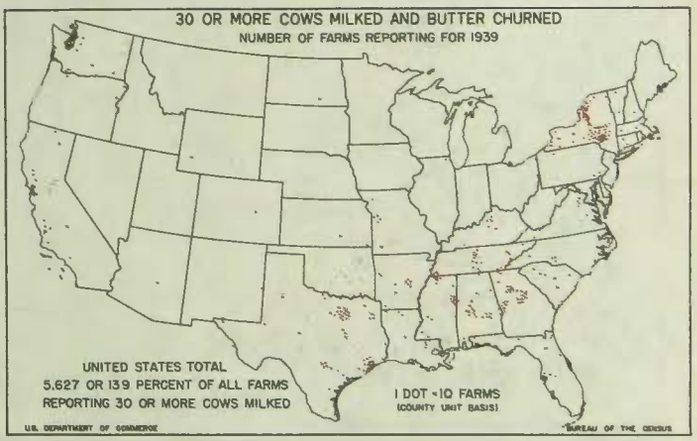
30 OR MORE COWS MILKED AND BUTTER CHURNED
NUMBER OF FARMS REPORTING FOR 1939
UNITED STATES TOTAL
5,627 OR 13.9 PERCENT OF ALL FARMS
REPORTING 30 OR MORE COWS MILKED
1 DOT = 10 FARMS
(COUNTY UNIT BASIS)
U.S. DEPARTMENT OF COMMERCE
BUREAU OF THE CENSUS

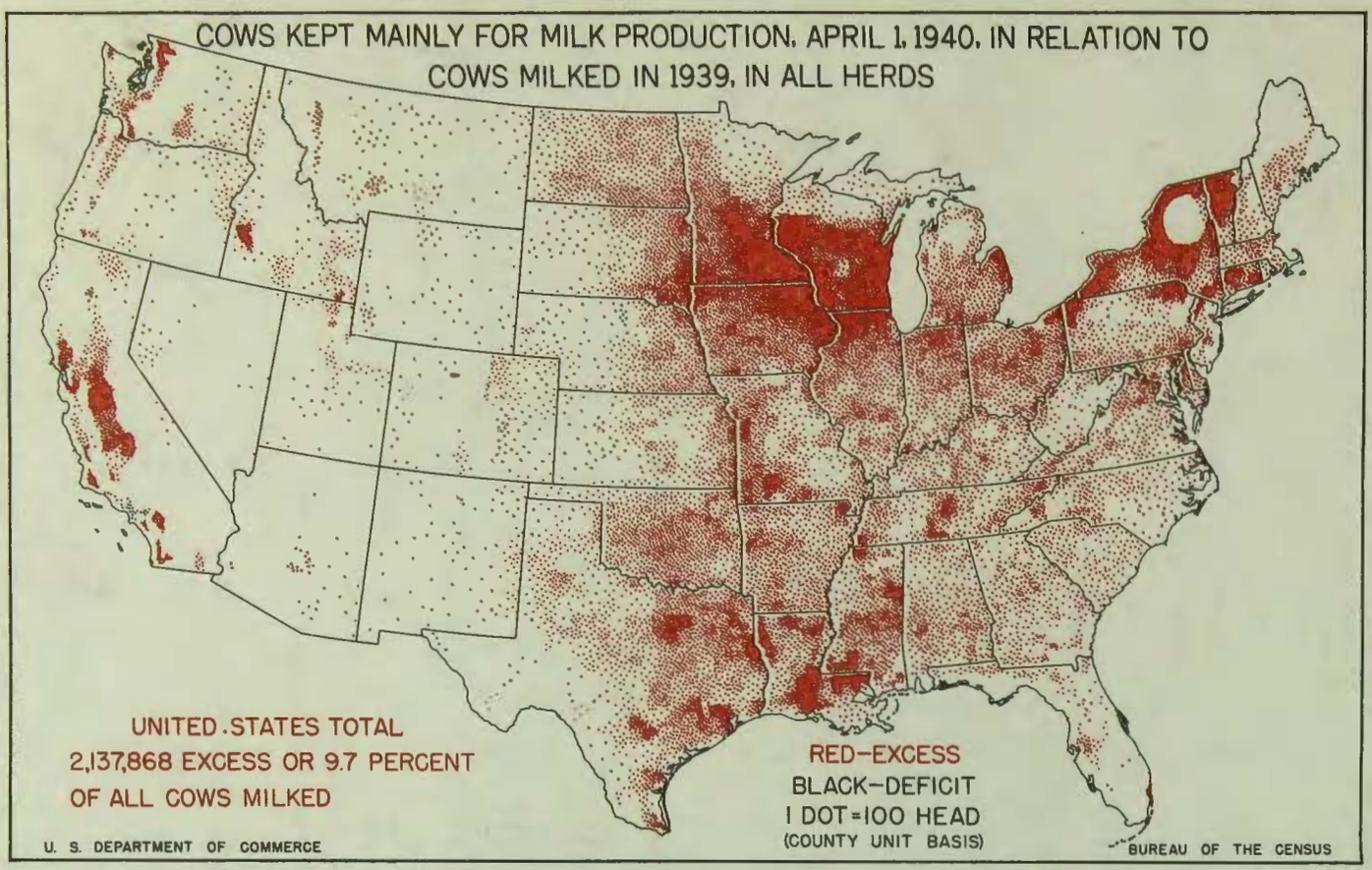
COWS KEPT MAINLY FOR MILK PRODUCTION, APRIL 1, 1940, IN RELATION TO COWS MILKED IN 1939, IN ALL HERDS
UNITED STATES TOTAL
2,137,868 EXCESS OR 9.7 PERCENT
OF ALL COWS MILKED
RED—EXCESS
BLACK—DEFICIT
1 DOT=100 HEAD
(COUNTY UNIT BASIS)
U. S. DEPARTMENT OF COMMERCE
BUREAU OF THE CENSUS

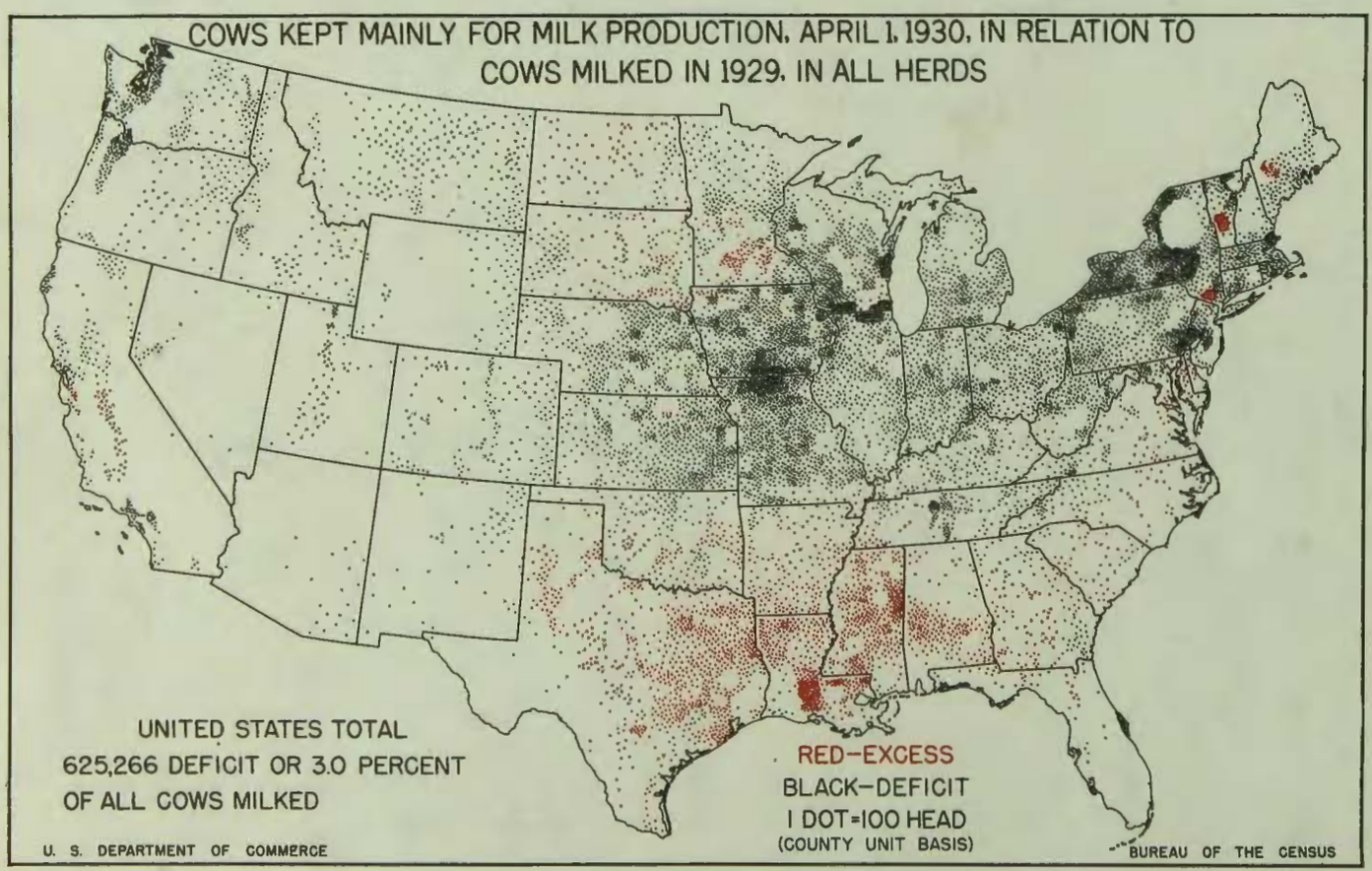
COWS KEPT MAINLY FOR MILK PRODUCTION, APRIL 1, 1930, IN RELATION TO COWS MILKED IN 1929, IN ALL HERDS
UNITED STATES TOTAL
625,266 DEFICIT OR 3.0 PERCENT
OF ALL COWS MILKED
RED—EXCESS
BLACK—DEFICIT
1 DOT=100 HEAD
(COUNTY UNIT BASIS)
U. S. DEPARTMENT OF COMMERCE
BUREAU OF THE CENSUS

COWS KEPT MAINLY FOR MILK PRODUCTION, APRIL 1, 1940, IN RELATION TO COWS MILKED IN 1939, ON FARMS REPORTING 1 COW MILKED
UNITED STATES TOTAL
311,215 EXCESS OR 14.6 PERCENT
OF THE TOTAL EXCESS IN ALL HERDS
RED—EXCESS
BLACK—DEFICIT
1 DOT=100 HEAD
(COUNTY UNIT BASIS)
U. S. DEPARTMENT OF COMMERCE
BUREAU OF THE CENSUS

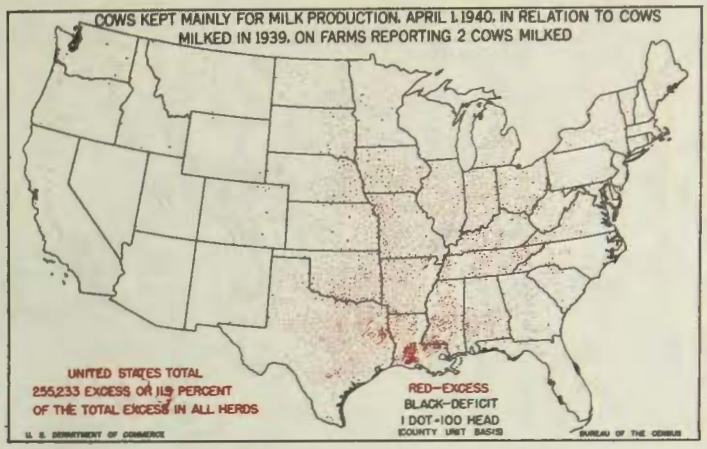
COWS KEPT MAINLY FOR MILK PRODUCTION, APRIL 1, 1940, IN RELATION TO COWS MILKED IN 1939, ON FARMS REPORTING 2 COWS MILKED
UNITED STATES TOTAL
255,233 EXCESS OR 11.9 PERCENT
OF THE TOTAL EXCESS IN ALL HERDS
RED—EXCESS
BLACK—DEFICIT
1 DOT=100 HEAD
(COUNTY UNIT BASIS)
U. S. DEPARTMENT OF COMMERCE
BUREAU OF THE CENSUS

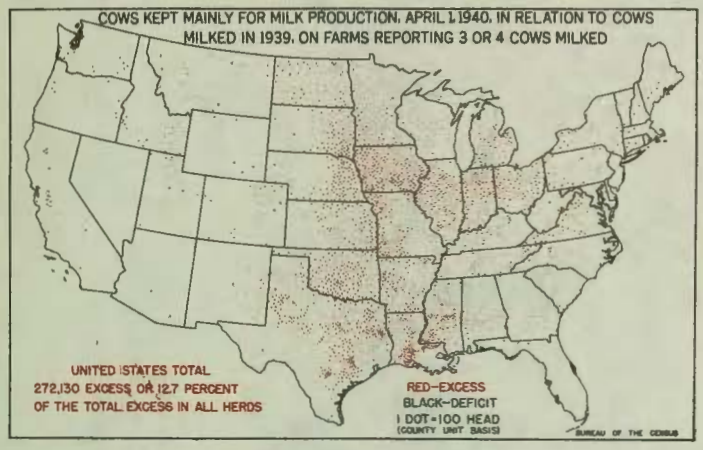
COWS KEPT MAINLY FOR MILK PRODUCTION, APRIL 1, 1940, IN RELATION TO COWS MILKED IN 1939, ON FARMS REPORTING 3 OR 4 COWS MILKED
UNITED STATES TOTAL
272,130 EXCESS OR 12.7 PERCENT
OF THE TOTAL EXCESS IN ALL HERDS
RED—EXCESS
BLACK—DEFICIT
1 DOT=100 HEAD
(COUNTY UNIT BASIS)
BUREAU OF THE CENSUS

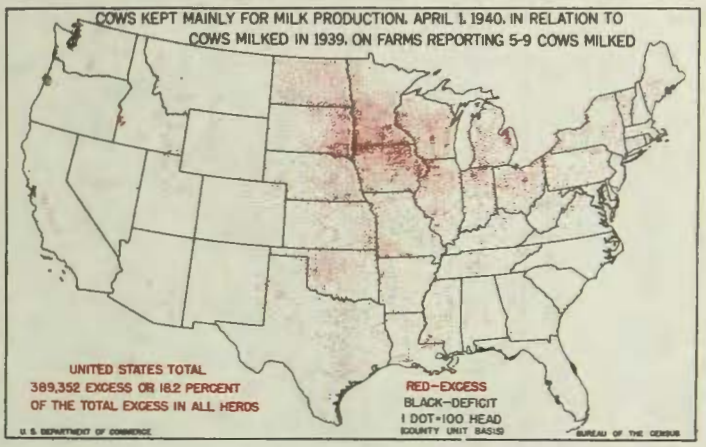
COWS KEPT MAINLY FOR MILK PRODUCTION, APRIL 1, 1940, IN RELATION TO COWS MILKED IN 1939, ON FARMS REPORTING 5-9 COWS MILKED
UNITED STATES TOTAL
389,352 EXCESS OR 18.2 PERCENT
OF THE TOTAL EXCESS IN ALL HERDS
RED—EXCESS
BLACK—DEFICIT
1 DOT=100 HEAD
(COUNTY UNIT BASIS)
U. S. DEPARTMENT OF COMMERCE
BUREAU OF THE CENSUS

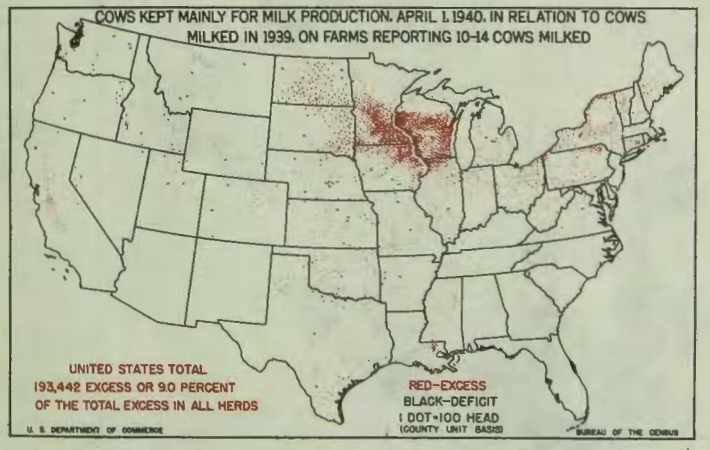
COWS KEPT MAINLY FOR MILK PRODUCTION, APRIL 1, 1940, IN RELATION TO COWS MILKED IN 1939, ON FARMS REPORTING 10-14 COWS MILKED
UNITED STATES TOTAL
193,442 EXCESS OR 9.0 PERCENT
OF THE TOTAL EXCESS IN ALL HERDS
RED—EXCESS
BLACK—DEFICIT
1 DOT=100 HEAD
(COUNTY UNIT BASIS)
U. S. DEPARTMENT OF COMMERCE
BUREAU OF THE CENSUS

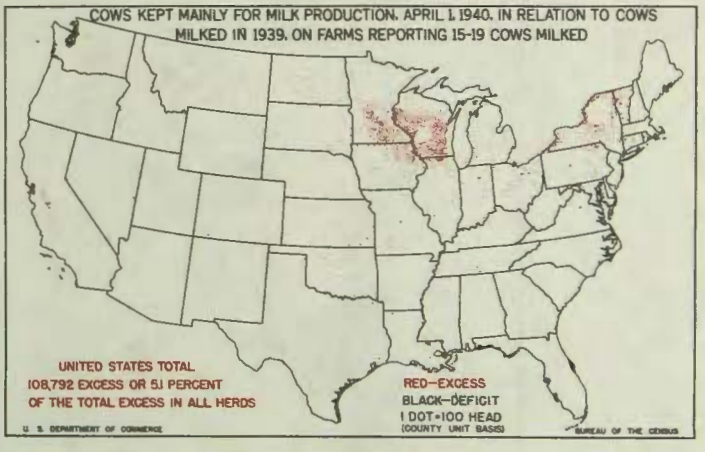
COWS KEPT MAINLY FOR MILK PRODUCTION, APRIL 1, 1940, IN RELATION TO COWS MILKED IN 1939, ON FARMS REPORTING 15-19 COWS MILKED
UNITED STATES TOTAL
108,792 EXCESS OR 5.1 PERCENT
OF THE TOTAL EXCESS IN ALL HERDS
RED—EXCESS
BLACK—DEFICIT
1 DOT=100 HEAD
(COUNTY UNIT BASIS)
U. S. DEPARTMENT OF COMMERCE
BUREAU OF THE CENSUS

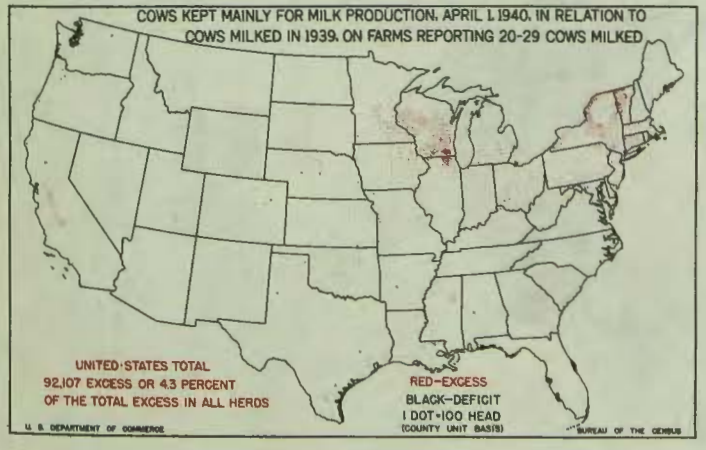
COWS KEPT MAINLY FOR MILK PRODUCTION, APRIL 1, 1940, IN RELATION TO COWS MILKED IN 1939, ON FARMS REPORTING 20-29 COWS MILKED
UNITED STATES TOTAL
92,107 EXCESS OR 4.3 PERCENT
OF THE TOTAL EXCESS IN ALL HERDS
RED—EXCESS
BLACK—DEFICIT
1 DOT=100 HEAD
(COUNTY UNIT BASIS)
U. S. DEPARTMENT OF COMMERCE
BUREAU OF THE CENSUS

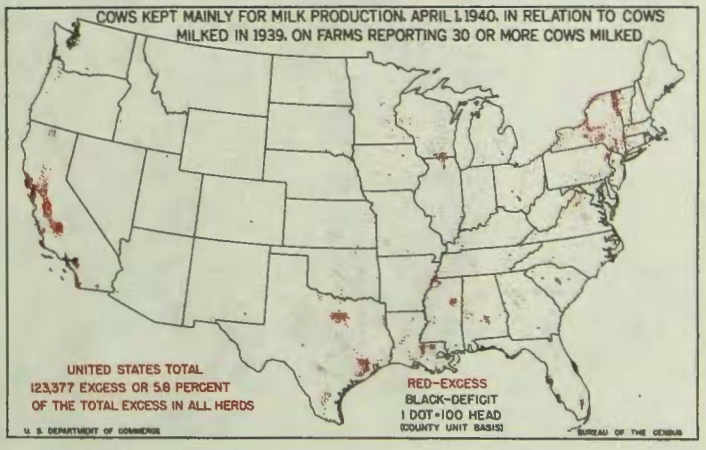
COWS KEPT MAINLY FOR MILK PRODUCTION, APRIL 1, 1940, IN RELATION TO COWS MILKED IN 1939, ON FARMS REPORTING 30 OR MORE COWS MILKED
UNITED STATES TOTAL
123,377 EXCESS OR 5.8 PERCENT
OF THE TOTAL EXCESS IN ALL HERDS
RED—EXCESS
BLACK—DEFICIT
1 DOT=100 HEAD
(COUNTY UNIT BASIS)
U. S. DEPARTMENT OF COMMERCE
BUREAU OF THE CENSUS

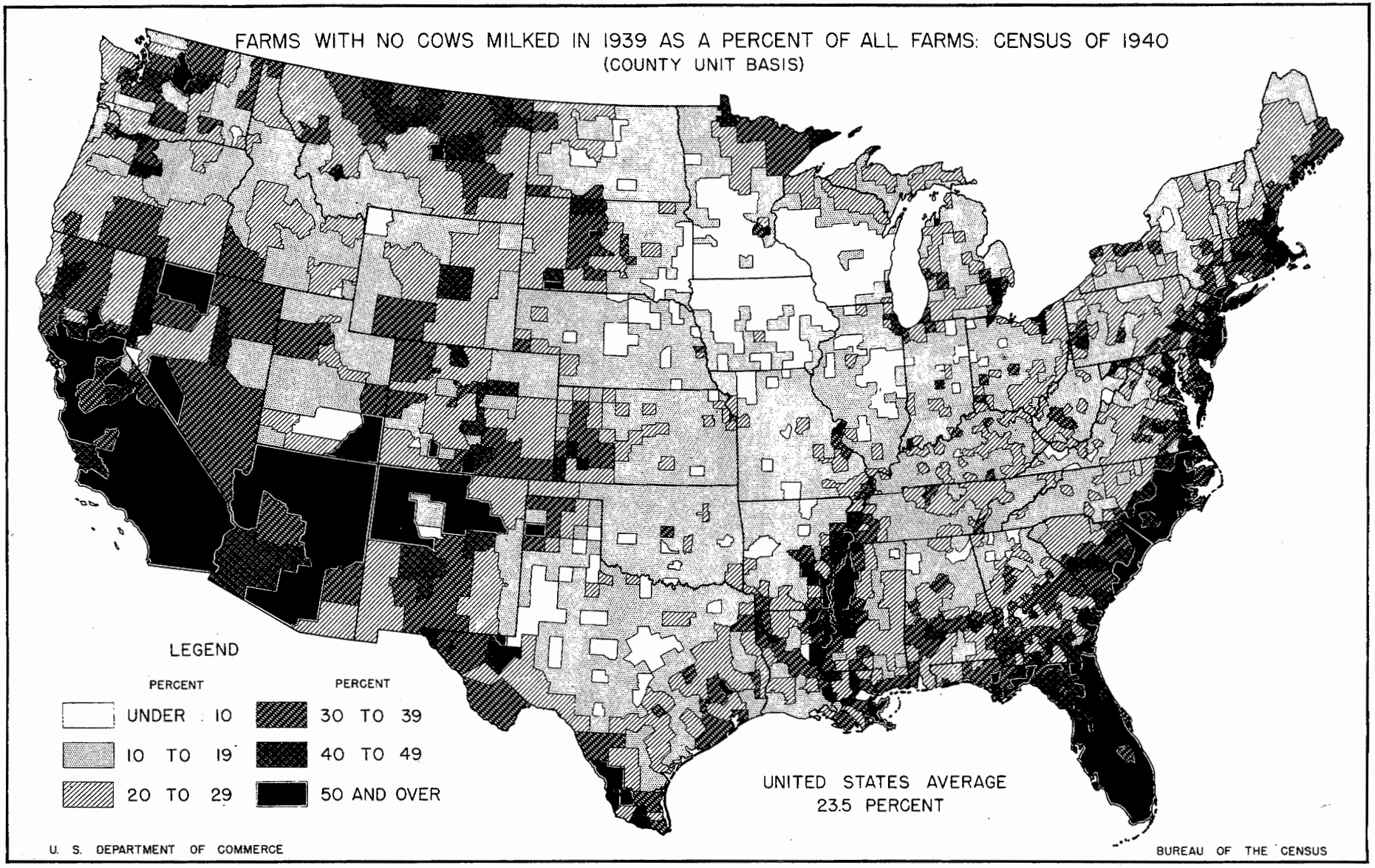
FARMS WITH NO COWS MILKED IN 1939 AS A PERCENT OF ALL FARMS: CENSUS OF 1940
(COUNTY UNIT BASIS)
LEGEND
PERCENT
UNDER 10
10 TO 19
20 TO 29
PERCENT
30 TO 39
40 TO 49
50 AND OVER
UNITED STATES AVERAGE
23.5 PERCENT
U. S. DEPARTMENT OF COMMERCE
BUREAU OF THE CENSUS

TABLES FOR DIVISIONS AND STATES

TABLE 6.—FARMS REPORTING COWS AND HEIFERS MILKED CLASSIFIED BY NUMBER MILKED, 1939 AND 1929, WITH TOTAL FARMS REPORTING FOR OF 1940 AND 1930; BY

(Additional data by number of cows

	DIVISION AND STATE	TOTAL NUMBER OF FARMS			FARMS REPORTING COWS AND HEIFERS MILKED CLASSIFIED BY NUMBER MILKED											
					Total			Under 3				3 to 9				
								1939				1939				
		1940	1935	1930	1939	1934	1929	Total	1	2	1929	Total	3	4	5 to 9	1929
1	United States	6,096,799	6,812,350	6,288,648	4,663,431	5,236,885	4,615,529	2,358,606	1,432,274	926,332	2,274,862	1,712,171	441,731	347,954	922,486	1,781,581
	GEOGRAPHIC DIVISIONS:															
2	New England	135,190	158,241	124,925	88,688	110,976	96,020	37,402	22,962	14,440	35,081	25,398	6,557	4,526	14,315	35,578
3	Middle Atlantic	348,100	397,684	357,603	253,896	298,507	283,984	85,040	51,057	33,983	86,673	82,952	17,738	13,614	51,600	117,724
4	E. North Central	1,006,095	1,083,687	966,502	837,640	933,392	845,110	230,003	121,435	108,568	232,411	416,874	82,125	81,970	254,779	452,728
5	W. North Central	1,090,574	1,179,856	1,112,755	936,968	1,047,003	984,852	233,299	117,258	116,041	233,756	527,376	88,347	94,280	344,749	568,488
6	South Atlantic	1,019,451	1,147,133	1,058,468	698,506	776,074	647,958	570,052	390,637	179,415	517,175	109,782	51,368	25,175	33,239	112,446
7	E. South Central	1,023,349	1,137,219	1,062,214	773,593	855,798	721,103	600,199	386,302	213,897	566,198	155,677	69,082	37,489	49,106	138,914
8	W. South Central	964,370	1,137,571	1,103,134	755,922	854,485	725,337	455,571	253,370	202,201	473,742	269,027	94,572	65,226	109,229	226,351
9	Mountain	233,497	271,392	241,314	162,035	190,865	167,956	68,455	37,274	31,181	63,883	74,928	18,933	16,010	39,985	81,465
10	Pacific	276,173	299,567	261,733	156,185	169,785	143,229	78,585	51,979	26,606	65,943	48,157	13,009	9,664	25,484	47,887
	NEW ENGLAND:															
11	Maine	38,980	41,907	39,006	27,848	34,503	30,427	14,010	8,212	5,798	14,091	10,472	3,084	2,185	5,203	13,313
12	New Hampshire	16,554	17,695	14,906	10,829	13,556	11,314	4,926	2,927	1,999	4,448	3,489	902	655	1,932	4,502
13	Vermont	23,582	27,061	24,898	19,124	22,931	21,587	3,791	2,332	1,459	3,774	4,655	776	625	3,254	7,005
14	Massachusetts	31,897	35,094	25,598	16,128	19,903	17,271	7,708	5,072	2,636	6,619	3,685	882	597	2,206	5,975
15	Rhode Island	3,014	4,327	3,322	1,821	2,639	2,376	730	484	246	904	391	99	56	236	697
16	Connecticut	21,163	32,157	17,195	12,938	17,444	13,045	6,237	3,935	2,302	5,245	2,706	814	408	1,484	4,086
	MIDDLE ATLANTIC:															
17	New York	153,238	177,025	159,806	115,923	135,448	130,142	30,381	17,913	12,468	33,045	33,242	6,903	5,224	21,115	46,757
18	New Jersey	25,835	29,375	25,378	12,614	15,430	14,158	6,089	4,244	1,845	6,597	1,899	593	298	1,008	3,603
19	Pennsylvania	169,027	191,284	172,419	125,359	147,629	139,684	48,570	28,900	19,670	47,031	47,811	10,242	8,092	29,477	67,364
	EAST NORTH CENTRAL:															
20	Ohio	233,783	255,146	219,296	186,928	211,314	187,772	63,919	34,708	29,211	63,513	101,231	21,898	21,083	58,250	108,813
21	Indiana	184,549	200,835	181,570	153,561	174,842	156,197	56,127	29,444	26,683	57,046	83,799	20,172	18,749	44,878	88,364
22	Illinois	213,439	231,312	214,497	184,252	205,756	190,861	61,692	31,241	30,451	63,013	97,473	21,843	21,448	54,182	105,373
23	Michigan	187,589	196,517	169,572	145,492	160,805	141,390	36,228	19,406	16,822	35,953	85,029	13,627	15,152	56,250	89,216
24	Wisconsin	186,735	199,877	181,767	167,407	180,695	168,890	12,037	6,636	5,401	12,886	51,342	4,585	5,538	41,219	60,962
	WEST NORTH CENTRAL:															
25	Minnesota	197,351	203,302	185,255	173,367	184,065	170,317	18,536	9,334	9,202	17,358	85,020	7,844	9,720	67,456	89,798
26	Iowa	213,318	221,986	214,928	192,085	204,393	198,316	34,930	16,467	18,463	37,245	114,482	16,362	19,762	78,358	119,091
27	Missouri	256,100	278,454	255,940	215,642	241,732	218,119	103,215	55,740	47,475	92,034	99,220	27,884	22,670	48,666	109,973
28	North Dakota	73,962	84,606	77,975	61,853	72,598	68,617	7,742	3,289	4,453	9,263	39,612	4,675	5,859	29,078	43,599
29	South Dakota	72,454	83,303	83,157	60,380	72,010	71,081	10,114	4,803	5,311	10,860	38,497	4,581	5,856	28,060	43,522
30	Nebraska	121,062	133,616	129,458	104,428	120,361	115,435	21,942	9,460	12,482	26,087	71,074	11,973	14,250	44,851	75,686
31	Kansas	156,327	174,589	166,042	129,213	151,844	142,967	36,820	18,165	18,655	40,909	79,471	15,028	16,163	48,280	86,819
	SOUTH ATLANTIC:															
32	Delaware	8,994	10,381	9,707	5,565	6,853	6,335	2,941	1,924	1,017	3,237	1,550	375	218	957	2,182
33	Maryland	42,110	44,412	43,203	27,583	31,834	30,725	12,771	7,768	5,003	13,948	8,594	2,346	1,626	4,622	11,435
34	Dist. of Columbia	65	89	104	18	27	38	10	7	3	25	2	-----	1	1	6
35	Virginia	174,885	197,632	170,610	132,595	148,172	128,453	97,690	60,966	36,722	94,488	30,860	13,136	7,356	10,368	29,935
36	West Virginia	99,282	104,747	82,641	79,793	88,511	69,627	54,703	33,301	21,402	43,876	23,098	9,510	5,703	7,885	23,673
37	North Carolina	278,276	300,967	279,708	180,072	194,212	152,609	161,928	117,761	44,167	134,963	16,403	9,576	3,562	3,265	16,026
38	South Carolina	137,558	165,504	157,931	87,730	99,146	82,594	80,996	61,275	19,721	75,810	5,976	3,515	1,268	1,193	6,033
39	Georgia	216,033	250,544	255,598	158,226	178,801	154,964	137,092	93,323	43,769	133,717	19,134	10,639	4,477	4,018	18,632
40	Florida	62,248	72,857	58,966	26,924	28,518	22,613	21,921	14,310	7,611	17,111	4,165	2,271	964	930	4,524
	EAST SOUTH CENTRAL:															
41	Kentucky	252,894	278,298	246,499	204,950	227,302	190,060	146,489	92,600	53,889	132,214	53,247	21,493	13,343	18,411	52,816
42	Tennessee	247,617	273,783	245,657	195,157	216,546	183,928	145,125	92,495	52,630	141,666	43,225	17,927	9,970	15,328	36,862
43	Alabama	231,746	273,455	257,395	181,579	206,868	179,623	161,597	110,167	51,430	161,966	18,559	11,027	4,179	3,353	15,869
44	Mississippi	291,092	311,683	312,663	191,907	205,082	167,492	146,988	91,040	55,948	130,352	40,646	18,635	9,997	12,014	33,367
	WEST SOUTH CENTRAL:															
45	Arkansas	216,674	253,013	242,334	160,770	187,287	144,827	112,651	69,352	43,299	108,628	45,305	18,230	11,658	15,417	34,016
46	Louisiana	150,007	170,216	161,445	103,600	105,339	82,109	81,740	47,744	33,996	64,577	19,732	10,811	4,849	4,072	15,853
47	Oklahoma	179,667	213,325	203,866	153,471	182,126	158,766	63,813	33,651	30,162	81,462	77,771	18,553	16,797	42,421	67,817
48	Texas	418,002	501,017	495,489	338,081	379,733	339,635	197,367	102,623	94,744	219,075	126,219	46,978	31,922	47,319	108,665
	MOUNTAIN:															
49	Montana	41,823	50,564	47,495	29,470	36,561	34,412	12,599	6,133	6,466	12,160	14,278	4,025	3,261	6,992	18,039
50	Idaho	43,663	45,113	41,674	35,691	37,004	32,872	11,041	5,609	5,432	10,916	19,717	4,187	4,076	11,454	17,718
51	Wyoming	15,018	17,487	16,011	11,866	13,474	11,905	4,281	1,979	2,302	3,907	6,116	1,583	1,379	3,154	6,145
52	Colorado	51,436	63,844	59,956	37,824	47,605	43,306	15,501	8,598	6,903	15,878	17,373	4,001	3,575	9,797	20,693
53	New Mexico	34,105	41,369	31,404	18,196	21,513	15,824	11,450	7,319	4,131	8,797	5,550	1,718	1,167	2,665	5,600
54	Arizona	18,468	18,824	14,173	6,869	8,929	6,084	4,280	2,629	1,651	3,605	1,742	715	388	639	1,581
55	Utah	25,411	30,695	27,159	19,765	23,291	21,169	8,435	4,579	3,856	7,909	9,241	2,456	1,983	4,802	10,734
56	Nevada	3,573	3,696	3,442	2,354	2,488	2,364	868	428	440	711	911	248	181	482	955
	PACIFIC:															
57	Washington	81,686	84,381	70,904	57,883	60,881	49,019	28,334	18,094	10,240	21,758	20,762	5,569	4,245	10,948	19,600
58	Oregon	61,829	64,826	55,153	46,595	48,339	41,405	22,380	13,774	8,586	17,926	17,802	4,705	3,695	9,402	17,104
59	California	132,658	150,360	135,676	51,705	60,585	52,805	27,891	20,111	7,780	26,259	9,593	2,735	1,724	5,134	11,183

1934; AVERAGE NUMBER MILKED PER FARM REPORTING, 1939, 1934, AND 1929; AND RATIO OF COWS KEPT FOR MILK TO COWS MILKED, CENSUSES DIVISIONS AND STATES

milked shown in tables 12 and 13)

FARMS REPORTING COWS AND HEIFERS MILKED CLASSIFIED BY NUMBER MILKED—Continued																FARMS NOT REPORTING COWS AND HEIFERS MILKED			AVERAGE NUMBER OF COWS AND HEIFERS MILKED PER FARM REPORTING			RATIO OF COWS KEPT MAINLY FOR MILK PRODUCTION TO COWS MILKED (PERCENT)		
10 to 19				20 to 29		30 to 49		50 to 74		75 to 99		100 to 199		200 and over										
1939			1929	1939	1929	1939	1929	1939	1929	1939	1929	1939	1929	1939	1929	1939	1934	1929	1939	1934	1929	Census of 1940	Census of 1930	
Total	10 to 14	15 to 19																						
467,340	336,249	131,091	454,096	84,706	73,263	30,520	24,307	6,363	4,935	1,728	1,276	1,633	1,044	364	165	1,433,368	1,575,465	1,673,119	4.7	4.7	4.6	109.7	97.0	1
16,171	9,964	6,207	17,253	6,092	5,365	2,922	2,215	506	404	108	71	80	50	9	3	46,502	47,265	28,905	7.9	6.8	7.4	107.6	96.1	2
57,147	35,887	21,260	57,230	19,177	15,640	7,980	5,727	1,201	741	212	123	156	103	31	23	94,204	99,177	73,619	8.7	7.7	7.6	106.5	94.3	3
154,657	107,176	47,481	135,398	27,491	20,088	5,933	4,033	519	345	91	47	63	54	9	6	168,455	150,295	121,392	6.6	6.4	6.0	107.7	96.3	4
158,845	123,566	35,279	164,849	14,518	14,885	2,511	2,505	302	284	66	55	43	30	8	——	153,606	132,853	127,903	6.1	6.6	6.1	110.0	95.3	5
11,945	8,216	3,729	13,156	3,483	2,947	2,187	1,537	618	450	210	122	179	112	50	13	320,945	371,059	410,510	2.3	2.4	2.3	108.5	99.1	6
12,823	9,551	3,272	12,024	2,646	2,382	1,587	1,115	434	316	117	81	114	69	16	4	249,756	281,421	341,111	2.3	2.4	2.3	110.0	101.4	7
24,211	19,338	4,873	19,449	3,652	3,155	2,233	1,838	715	531	203	132	257	127	53	12	208,448	283,086	377,797	3.2	3.1	2.9	117.8	105.4	8
15,138	11,656	3,482	18,554	2,207	2,711	967	1,055	219	184	58	45	52	33	11	6	71,462	80,527	73,378	4.8	4.9	5.1	110.3	91.7	9
16,403	10,895	5,508	16,183	5,440	6,090	4,220	4,282	1,849	1,680	663	600	689	466	177	98	119,990	129,782	118,504	7.4	6.8	7.6	109.5	94.6	10
2,760	2,048	712	2,552	465	342	121	107	18	19	1	2	1	1	——	——	11,132	7,404	8,579	4.4	4.2	4.3	107.1	95.1	11
1,723	1,143	580	1,714	464	423	185	183	33	32	4	8	4	4	1	——	5,725	4,139	3,592	6.3	5.8	6.3	106.0	96.0	12
5,842	3,235	2,607	6,694	3,038	2,784	1,532	1,136	212	165	37	19	17	10	——	——	4,458	4,130	3,311	13.5	11.6	11.8	109.4	99.5	13
2,949	1,845	1,104	3,200	1,086	934	513	397	107	102	43	20	31	22	6	2	15,769	15,191	8,327	8.0	6.5	7.6	105.2	91.2	14
382	212	170	503	167	163	104	82	30	17	11	7	6	3	——	——	1,193	1,688	946	10.6	7.8	8.6	100.9	93.4	15
2,515	1,481	1,034	2,590	872	719	467	310	106	69	12	15	21	10	2	1	8,225	14,713	4,150	8.1	6.4	7.5	108.9	95.8	16
31,627	18,413	13,214	33,209	13,622	11,852	5,976	4,578	849	544	136	90	83	61	7	6	37,315	41,577	29,664	11.0	9.6	9.6	107.2	94.3	17
2,342	1,317	1,025	2,531	1,226	848	785	448	176	76	37	19	42	24	18	12	13,221	13,945	11,220	10.6	8.0	7.9	104.1	94.2	18
23,178	16,157	7,021	21,490	4,329	2,940	1,219	701	176	121	39	14	31	18	6	5	43,668	43,655	32,735	6.4	5.9	5.8	105.6	94.2	19
18,901	14,859	4,042	13,706	2,200	1,322	569	339	72	56	18	4	16	16	2	3	46,855	43,832	31,524	5.0	4.8	4.5	106.4	96.5	20
11,945	9,490	2,455	9,585	1,284	924	332	227	55	41	12	6	7	4	——	——	30,988	25,993	25,373	4.5	4.6	4.2	107.1	95.5	21
19,920	14,746	5,174	18,259	3,829	3,179	1,196	935	119	81	17	13	6	8	——	——	29,187	25,576	23,636	5.3	5.6	5.0	109.9	95.6	22
21,453	16,889	4,564	14,829	2,191	1,109	497	234	62	30	13	7	17	11	2	1	42,097	35,712	27,982	6.0	5.5	5.3	106.3	95.8	23
82,438	51,192	31,246	79,019	17,987	13,554	3,339	2,298	211	137	31	17	17	15	5	2	19,328	19,182	12,877	12.1	11.6	11.1	108.2	97.1	24
62,213	45,810	16,403	56,928	6,595	5,460	901	702	80	56	16	11	5	4	1	——	23,984	19,237	14,938	9.0	9.3	8.5	109.5	99.1	25
38,323	29,503	8,820	37,687	3,705	3,690	566	541	58	51	11	9	9	2	1	——	21,233	17,593	16,612	6.7	7.3	6.5	110.7	93.9	26
11,419	9,270	2,149	14,162	1,251	1,429	421	428	79	65	20	16	12	12	5	——	40,458	36,722	37,821	3.8	4.3	4.1	109.4	90.9	27
13,631	11,186	2,445	14,600	757	1,022	102	116	5	16	3	——	1	1	——	——	12,109	12,008	9,358	7.0	7.8	7.0	114.5	100.4	28
11,032	9,235	1,797	15,346	617	1,172	103	165	15	13	——	1	2	2	——	——	12,074	11,293	12,076	6.5	7.1	6.9	116.0	98.8	29
10,621	8,928	1,693	12,481	658	911	109	230	13	31	6	4	4	5	1	——	16,634	13,255	14,023	5.4	6.2	5.4	107.9	92.6	30
11,606	9,634	1,972	13,645	935	1,201	309	323	52	52	10	14	10	4	——	——	27,114	22,745	23,075	5.0	5.8	5.1	106.0	92.4	31
841	577	264	775	176	113	48	20	2	4	4	2	3	2	——	——	3,429	3,528	3,372	5.4	4.8	4.7	108.1	100.5	32
4,452	2,918	1,534	4,251	1,179	774	467	249	84	41	18	13	17	14	1	——	14,527	12,578	12,478	6.3	5.7	5.4	105.5	98.7	33
1	------	1	2	1	2	1	1	1	1	1	——	——	——	1	1	47	62	66	31.2	17.2	12.2	99.3	97.2	34
2,453	1,793	660	2,700	750	730	569	425	179	119	53	24	36	30	5	2	42,290	49,460	42,157	2.7	2.6	2.6	108.3	99.0	35
1,525	1,128	397	1,692	270	257	162	103	26	25	4	1	5	2	——	——	19,489	16,236	13,014	2.6	2.8	2.8	104.6	92.8	36
946	636	310	1,062	413	278	265	196	77	56	25	18	13	9	2	1	98,204	106,755	127,099	1.7	1.8	1.8	107.6	99.0	37
418	275	143	501	161	155	124	66	30	17	12	9	11	3	2	——	49,828	66,358	75,337	1.6	1.7	1.6	111.1	103.1	38
1,060	733	327	1,753	388	473	358	285	121	90	38	17	32	16	3	1	57,807	71,743	100,634	1.9	2.1	1.9	110.7	101.0	39
249	156	93	440	145	165	193	192	98	99	55	38	62	36	36	8	35,324	44,339	36,353	3.4	3.0	3.3	115.4	102.5	40
4,136	3,156	980	4,203	714	582	312	200	38	36	6	7	7	2	1	——	47,944	50,996	56,439	2.5	2.6	2.6	106.3	97.1	41
5,057	3,745	1,312	4,086	1,019	848	553	360	126	73	24	15	26	17	2	1	52,460	57,237	61,729	2.6	2.6	2.4	108.1	96.9	42
681	488	193	979	242	337	257	259	134	135	46	38	53	37	10	3	50,167	66,587	77,772	1.8	1.9	1.8	112.3	105.3	43
2,949	2,162	787	2,756	671	615	445	296	136	72	41	21	28	13	3	——	99,185	106,601	145,171	2.4	2.5	2.3	114.5	109.0	44
2,256	1,880	376	1,758	320	257	179	126	46	31	7	5	5	6	1	——	55,904	65,726	97,507	2.5	2.4	2.3	115.2	103.9	45
1,079	720	359	986	455	351	385	263	131	75	33	9	42	14	3	1	46,407	64,877	79,336	2.4	2.3	2.3	133.7	118.3	46
10,450	8,682	1,748	8,167	930	860	370	333	108	91	23	23	22	12	4	1	26,216	31,199	45,100	4.3	4.2	3.7	113.5	100.3	47
10,446	8,056	2,390	8,538	1,947	1,707	1,299	1,116	430	334	140	95	188	95	45	10	79,921	121,284	155,854	3.4	3.2	3.0	117.7	106.5	48
2,111	1,615	496	3,585	318	421	116	171	31	25	10	6	7	7	——	——	12,353	14,003	13,083	4.4	4.9	5.0	110.3	87.1	49
4,228	3,302	926	3,633	521	473	165	111	18	19	2	1	1	1	——	——	7,972	8,109	8,802	5.4	5.4	5.1	110.5	93.7	50
1,197	891	306	1,550	182	221	69	68	15	12	1	2	4	——	1	——	3,152	4,013	4,106	5.1	5.2	5.5	111.5	89.3	51
4,080	3,193	887	5,573	567	819	231	276	46	49	11	12	12	3	3	3	13,612	16,039	16,650	5.0	5.4	5.4	108.5	93.3	52
985	767	218	1,181	116	159	59	61	21	14	8	5	4	6	3	1	15,909	19,856	15,580	3.4	3.4	4.0	115.7	91.8	53
388	256	132	453	171	203	180	174	63	39	20	15	21	12	4	2	11,599	9,895	8,089	5.6	4.8	5.7	106.9	95.3	54
1,788	1,384	404	2,156	211	271	75	89	13	9	2	1	——	——	——	——	5,646	7,404	5,990	4.5	4.3	4.8	109.7	93.2	55
361	248	113	423	121	144	74	105	12	19	4	3	3	4	——	——	1,219	1,208	1,078	7.4	7.9	8.6	113.5	86.7	56
6,224	4,292	1,932	5,306	1,554	1,564	754	610	185	133	39	26	25	18	6	4	23,803	23,500	21,885	5.3	5.1	5.5	107.4	91.1	57
4,576	3,204	1,372	4,738	1,056	1,028	600	469	141	101	35	23	22	14	3	2	15,234	16,487	13,748	5.2	5.2	5.4	106.5	91.8	58
5,603	3,399	2,204	6,139	2,830	3,498	2,866	3,203	1,525	1,446	589	551	642	434	168	92	80,953	89,795	82,871	11.8	9.8	11.2	111.7	97.3	59

TABLE 7.—COWS MILKED, MILK PRODUCED, AND BUTTER CHURNED—FARMS REPORTING, NUMBER OF COWS MILKED,

	DIVISION AND STATE	COWS MILKED (ALL OR ANY PART OF THE YEAR)												MILK PRODUCED (GALLONS)		
		Farms reporting						Number milked								
		1939	1934	1929	Percent of all farms			1939	1934	1929	Percent of all cows and heifers [1]			1939	1934	1929
					1939	1934	1929				1939	1934	1929			
1	United States	4,663,431	5,236,885	4,615,529	76.5	76.9	73.4	21,936,556	24,581,669	21,124,221	65.4	66.6	74.5	11,508,243,769	10,666,065,473	11,052,025,357
	GEOGRAPHIC DIVISIONS:															
2	New England	88,688	110,976	96,020	65.6	70.1	76.9	703,165	751,463	708,218	91.2	91.6	102.3	429,028,356	419,234,364	415,303,967
3	Middle Atlantic	253,896	298,507	283,984	72.9	75.1	79.4	2,199,131	2,290,411	2,162,935	92.4	96.3	104.5	1,433,691,700	1,346,969,287	1,362,227,060
4	East North Central	837,640	933,392	845,110	83.3	86.1	87.4	5,506,645	5,961,448	5,090,365	86.3	90.9	98.5	3,218,325,593	2,912,725,635	2,983,767,759
5	West North Central	936,968	1,047,003	984,852	85.9	88.7	88.5	5,712,833	6,941,638	5,971,117	64.6	69.7	75.7	2,755,970,040	2,612,130,295	2,919,936,546
6	South Atlantic	698,506	776,074	647,956	68.5	67.6	61.2	1,620,129	1,830,494	1,505,368	71.3	71.4	83.7	708,888,141	678,688,889	644,880,690
7	East South Central	773,593	855,798	721,103	75.6	75.2	67.9	1,808,123	2,042,216	1,629,628	76.5	75.9	87.0	690,820,770	658,305,664	646,606,563
8	West South Central	755,922	854,485	725,337	78.4	75.1	65.8	2,448,591	2,666,858	2,112,855	44.4	42.1	47.5	972,253,385	849,021,010	848,817,108
9	Mountain	162,035	190,865	167,936	69.4	70.3	69.6	779,639	939,695	861,336	26.0	25.9	30.2	456,894,604	432,133,443	469,472,967
10	Pacific	156,183	169,785	143,229	56.6	56.7	54.7	1,160,300	1,157,446	1,082,399	57.9	58.2	70.2	842,371,180	756,858,886	761,010,697
	NEW ENGLAND:															
11	Maine	27,848	34,503	30,427	71.4	82.3	78.0	123,448	143,475	131,426	89.3	90.6	101.2	65,749,873	66,791,068	71,100,802
12	New Hampshire	10,829	13,556	11,314	65.4	76.6	75.9	68,292	78,086	71,664	92.4	89.5	102.1	39,774,941	42,928,454	40,679,579
13	Vermont	19,124	22,931	21,587	81.1	84.7	86.7	257,563	267,049	255,772	90.4	91.5	99.8	147,743,230	139,508,779	139,075,554
14	Massachusetts	16,128	19,903	17,271	50.6	56.7	67.5	129,481	130,205	130,637	93.5	94.4	107.7	89,557,866	86,760,058	85,420,875
15	Rhode Island	1,821	2,639	2,376	60.4	61.0	71.5	19,362	20,735	20,535	98.3	95.3	105.6	14,218,679	14,457,720	14,889,788
16	Connecticut	12,938	17,444	13,045	61.1	54.2	75.9	105,019	111,913	98,184	90.9	91.0	103.1	71,983,767	68,788,285	64,137,389
	MIDDLE ATLANTIC:															
17	New York	115,923	135,448	130,142	75.6	76.5	81.4	1,269,653	1,298,930	1,243,061	92.4	98.0	104.8	838,415,443	782,519,645	800,523,979
18	New Jersey	12,614	15,430	14,158	48.8	52.5	55.8	133,242	123,634	111,784	95.4	92.8	104.8	101,930,364	92,101,266	81,772,540
19	Pennsylvania	125,359	147,629	139,684	74.2	77.2	81.0	796,236	867,847	808,090	91.8	94.3	104.0	493,345,893	472,348,376	479,930,541
	EAST NORTH CENTRAL:															
20	Ohio	186,928	211,314	187,772	80.0	82.8	85.6	932,817	1,024,288	848,178	88.6	90.9	98.9	496,972,126	459,140,147	454,116,752
21	Indiana	153,561	174,842	156,197	83.2	87.0	86.0	697,363	798,351	662,360	81.7	87.6	96.4	348,413,599	326,445,805	332,182,790
22	Illinois	184,252	205,736	190,861	86.3	88.9	89.0	983,704	1,143,111	963,882	76.9	80.0	92.0	527,832,954	534,997,230	506,374,072
23	Michigan	145,492	160,805	141,390	77.6	81.8	83.5	868,853	891,165	746,104	89.7	95.3	101.1	523,494,502	446,583,661	449,756,289
24	Wisconsin	167,407	180,695	168,890	89.6	90.4	92.9	2,023,908	2,104,533	1,869,841	90.8	97.6	101.7	1,321,612,412	1,145,556,792	1,241,337,856
	WEST NORTH CENTRAL:															
25	Minnesota	173,367	184,065	170,317	87.8	90.5	91.9	1,552,279	1,717,623	1,455,767	86.4	91.9	97.0	866,590,376	751,130,103	825,441,483
26	Iowa	192,085	204,393	198,316	90.0	92.1	92.3	1,292,606	1,485,135	1,297,914	66.6	73.1	83.1	652,729,566	627,374,140	647,224,237
27	Missouri	215,642	241,732	218,119	84.2	86.8	85.2	822,874	1,031,311	901,445	61.7	72.6	76.9	331,573,347	331,385,480	369,134,036
28	North Dakota	61,853	72,598	68,617	83.6	85.8	88.0	434,792	569,351	477,137	71.1	80.3	82.4	205,328,787	180,918,877	227,819,411
29	South Dakota	60,380	72,010	71,081	83.3	86.4	85.5	393,156	513,455	493,534	53.3	60.5	64.5	160,159,147	143,095,786	231,186,744
30	Nebraska	104,428	120,361	115,435	86.3	90.1	89.2	565,018	744,223	621,456	45.0	48.9	53.7	252,474,794	275,837,115	292,937,813
31	Kansas	129,213	151,844	142,967	82.7	87.0	86.1	652,108	880,540	723,864	56.1	56.5	62.6	287,114,023	302,388,794	326,192,822
	SOUTH ATLANTIC:															
32	Delaware	5,565	6,853	6,335	61.9	66.0	65.3	29,997	33,192	30,057	88.4	92.1	97.7	15,206,742	14,099,350	14,756,728
33	Maryland	27,583	31,834	30,725	65.5	71.7	71.1	175,079	181,918	166,651	90.8	92.0	98.8	98,533,692	87,372,567	87,785,709
34	Dist. of Columbia	18	27	38	27.7	30.3	36.5	562	465	464	100.4	92.1	101.8	547,303	524,420	503,619
35	Virginia	132,595	148,172	128,453	75.8	75.0	75.3	357,029	392,948	337,862	79.2	84.1	92.8	153,844,286	145,002,976	145,524,668
36	West Virginia	79,793	88,511	69,627	80.4	84.5	84.2	209,164	246,167	197,495	82.1	82.3	93.2	83,947,820	87,312,734	83,868,465
37	North Carolina	180,072	194,212	152,609	64.7	64.5	54.6	309,594	352,782	268,373	86.9	87.3	96.0	143,428,605	138,121,337	119,992,505
38	South Carolina	87,730	99,146	82,594	63.8	59.9	52.3	143,297	169,427	131,206	80.9	79.0	89.1	58,799,715	57,798,363	52,525,520
39	Georgia	158,226	178,801	154,964	73.2	71.4	60.6	304,979	367,235	299,294	71.2	64.8	77.1	117,837,837	119,070,617	113,639,532
40	Florida	26,924	28,518	22,613	43.3	39.1	38.3	90,428	86,360	73,966	23.9	22.9	35.7	36,742,141	29,386,525	26,283,944
	EAST SOUTH CENTRAL:															
41	Kentucky	204,950	227,302	190,060	81.0	81.7	77.1	514,665	584,784	488,562	84.0	86.4	95.8	208,971,146	196,110,208	210,623,997
42	Tennessee	195,157	216,546	183,928	78.8	79.1	74.9	508,081	558,772	442,063	83.8	82.5	95.2	204,564,296	187,861,190	181,789,691
43	Alabama	181,579	206,868	179,623	78.4	75.6	69.8	326,881	387,651	315,300	66.1	66.2	78.6	126,855,193	134,423,790	123,548,606
44	Mississippi	191,907	205,082	167,492	65.9	65.8	53.6	456,496	511,009	383,703	70.5	68.0	77.0	150,430,135	139,910,476	130,644,269
	WEST SOUTH CENTRAL:															
45	Arkansas	160,770	187,287	144,827	74.2	74.0	59.8	395,698	445,767	326,057	74.8	72.3	87.5	150,827,811	132,708,056	128,568,652
46	Louisiana	103,600	105,339	82,109	69.1	61.9	50.8	246,652	242,951	188,899	45.2	41.9	53.1	76,396,675	64,245,742	58,289,639
47	Oklahoma	153,471	182,126	158,766	85.4	85.4	77.9	659,475	758,119	586,904	59.7	57.8	68.6	269,896,921	242,493,654	249,251,003
48	Texas	338,081	379,733	339,635	80.9	75.8	68.5	1,146,766	1,220,021	1,010,995	34.4	31.8	35.2	475,129,978	409,573,558	412,707,814
	MOUNTAIN:															
49	Montana	29,470	36,561	34,412	70.5	72.3	72.4	129,821	177,555	173,303	25.2	24.5	33.9	72,443,063	76,828,019	87,377,918
50	Idaho	35,691	37,004	32,872	81.7	82.0	78.9	191,103	198,789	168,086	55.7	53.1	67.6	131,153,846	106,989,392	104,666,773
51	Wyoming	11,866	13,474	11,905	79.0	77.0	74.4	60,517	70,229	65,273	15.5	16.8	18.8	32,689,266	29,525,754	32,879,209
52	Colorado	37,824	47,605	43,306	73.5	74.8	72.2	190,851	257,746	234,530	32.6	33.8	38.9	100,535,595	108,820,253	121,905,777
53	New Mexico	18,196	21,513	15,824	53.4	52.0	50.4	62,549	72,082	62,510	13.8	12.4	12.4	29,372,077	22,676,263	24,490,921
54	Arizona	6,869	8,929	6,084	37.2	47.4	42.9	38,157	42,509	34,613	10.8	10.7	10.9	24,392,990	24,782,357	21,004,609
55	Utah	19,765	23,291	21,169	77.8	75.9	77.9	89,264	101,058	102,644	45.8	47.7	53.2	54,788,648	52,523,977	65,039,328
56	Nevada	2,354	2,488	2,364	65.9	67.3	68.7	17,377	19,727	20,377	10.4	12.5	16.6	11,519,119	11,987,428	12,108,432
	PACIFIC:															
57	Washington	57,883	60,881	49,019	70.9	72.2	69.1	307,284	311,509	267,573	73.6	75.4	93.0	206,403,186	185,806,784	180,104,032
58	Oregon	46,595	48,339	41,405	75.4	74.6	75.1	241,079	250,573	224,780	52.7	51.4	63.7	150,449,364	133,237,466	135,376,656
59	California	51,705	60,565	52,805	39.0	40.3	38.9	611,937	595,364	590,046	54.2	54.6	65.5	485,518,630	437,814,636	445,530,009

[1] All cows and heifers on hand (both milk and beef) that were 2 years old and over on Jan. 1 of census year.

PRODUCTION OF MILK, AND QUANTITY AND VALUE OF BUTTER CHURNED, BY DIVISIONS AND STATES: 1939, 1934, AND 1929

MILK PRODUCED (GALLONS)—Con.			BUTTER CHURNED ON FARMS																
Annual production per cow milked			Farms reporting								Pounds						Value (dollars)			
						Percent of all farms			Percent of farms reporting cows milked						Average per farm reporting					
1939	1934	1929	1939	1934	1929	1939	1934	1929	1939	1934	1929	1939	1934	1929	1939	1934	1929	1939	1934	1929	
525	434	523	2,930,152	3,816,340	3,038,100	48.1	56.0	48.3	62.8	72.9	65.8	428,692,339	558,648,632	542,064,289	146	146	178	105,696,972	123,734,400	216,897,575	1
610	558	586	30,333	46,861	37,226	22.4	29.6	29.8	34.2	42.2	38.8	8,111,043	10,990,690	13,702,925	267	235	368	2,420,540	3,006,922	6,781,512	2
652	588	630	82,041	114,046	104,372	23.6	28.7	29.2	32.3	38.2	36.8	18,567,568	25,470,494	33,116,020	226	223	317	5,111,343	6,451,440	15,686,278	3
584	489	586	242,068	440,210	333,315	24.1	40.6	30.8	28.9	47.2	39.4	31,066,130	56,783,974	54,995,349	128	129	165	8,299,043	13,883,113	24,987,760	4
482	376	489	513,738	732,824	637,745	47.1	62.1	56.5	54.8	70.0	64.8	60,283,179	90,897,804	94,490,550	117	124	148	15,329,486	20,855,189	41,327,262	5
438	371	428	591,985	697,818	550,256	58.1	60.8	52.0	84.7	89.9	84.9	99,620,988	112,686,039	105,867,078	168	161	192	22,753,036	23,255,986	39,099,001	6
382	322	397	684,603	813,492	631,637	66.9	71.5	59.5	88.5	95.1	87.6	101,710,154	120,250,048	107,012,722	149	148	169	23,264,103	24,094,875	36,482,397	7
397	318	402	819,501	750,910	588,383	63.2	66.0	53.3	82.0	87.9	81.1	87,122,982	111,358,366	109,564,820	141	148	186	23,343,289	24,631,021	41,706,070	8
586	460	545	93,846	128,523	96,972	40.2	47.4	40.2	57.9	67.3	57.7	12,958,479	18,168,302	15,644,824	138	141	161	3,563,538	4,511,843	7,164,788	9
726	654	703	72,037	91,656	58,214	26.1	30.6	22.2	46.1	54.0	40.6	9,251,818	12,042,915	7,670,001	128	131	132	2,612,594	3,044,011	3,662,507	10
533	466	541	16,916	24,490	20,814	43.4	58.4	53.4	60.7	71.0	68.4	5,128,645	6,719,722	8,187,893	303	274	393	1,538,593	1,814,325	3,984,682	11
582	550	568	4,009	6,297	4,941	24.2	35.6	33.1	37.0	46.5	43.7	912,924	1,324,016	1,768,374	228	210	358	264,749	357,484	892,471	12
574	522	544	3,374	5,345	4,429	14.3	19.8	17.8	17.6	23.5	20.5	1,256,128	1,661,544	2,218,341	372	311	501	376,839	481,848	1,143,962	13
692	666	654	2,718	4,405	3,282	8.5	12.6	12.8	16.9	22.1	19.0	414,946	620,544	817,803	153	141	249	124,482	173,752	412,364	14
734	697	725	264	636	378	8.8	14.7	11.4	14.5	24.1	15.9	34,210	61,561	53,152	130	97	141	10,263	16,621	25,925	15
685	615	653	3,052	5,688	3,382	14.4	17.7	19.7	23.6	32.6	25.9	364,190	603,303	657,362	119	106	194	105,614	162,892	322,108	16
660	602	644	33,421	46,297	42,172	21.8	26.2	26.4	28.8	34.2	32.4	7,652,277	10,670,325	13,995,603	229	230	332	2,155,535	2,880,988	6,965,959	17
765	745	732	2,820	3,915	3,311	10.9	13.3	13.0	22.4	25.4	23.4	361,008	460,288	578,548	128	118	175	105,725	128,881	288,243	18
620	544	594	45,800	63,834	58,889	27.1	33.4	34.2	36.5	43.2	42.2	10,554,283	14,339,881	18,541,869	230	225	315	2,850,083	3,441,571	8,432,076	19
533	448	535	64,858	113,804	82,215	27.7	44.6	37.5	34.7	53.9	43.8	8,796,839	15,762,988	14,500,632	136	138	176	2,349,784	3,783,117	6,664,754	20
500	409	502	48,262	97,502	66,473	26.2	48.5	36.6	31.4	55.8	42.6	4,725,452	9,816,937	8,754,135	98	101	132	1,270,499	2,454,234	3,933,005	21
537	468	525	83,510	132,215	112,806	39.1	57.2	52.6	45.3	64.3	59.1	8,957,827	15,525,091	16,313,197	107	117	145	2,392,283	3,726,022	7,189,909	22
603	501	603	37,465	69,984	55,215	20.0	35.6	32.6	25.8	43.5	39.1	6,904,127	12,344,278	12,414,402	184	176	225	1,835,200	3,086,070	5,819,498	23
653	544	664	7,993	26,705	16,606	4.3	15.4	9.1	4.8	14.8	9.8	1,681,885	3,334,680	3,012,983	210	125	181	451,277	833,670	1,380,595	24
558	437	567	31,389	66,684	54,591	15.9	32.8	29.5	18.1	36.2	32.1	5,381,467	10,749,663	10,246,236	171	161	188	1,406,289	2,687,416	4,669,726	25
505	422	499	54,703	101,980	95,697	25.6	45.9	44.5	28.5	49.9	48.3	6,558,244	12,717,554	14,679,425	120	125	153	1,710,697	3,052,213	6,525,118	26
403	321	409	164,367	213,134	176,464	64.2	76.5	68.9	76.2	88.2	80.9	15,495,743	21,455,975	20,996,589	94	101	119	3,965,894	4,720,314	8,814,650	27
472	318	477	53,202	65,894	59,343	71.9	77.9	76.1	86.0	90.8	86.5	9,671,490	12,803,705	13,361,035	182	194	225	2,364,438	2,944,852	5,888,561	28
407	279	468	40,589	57,782	54,671	56.0	69.4	65.7	67.2	80.2	76.9	5,541,312	7,639,688	9,314,610	137	132	170	1,394,363	1,833,525	4,221,336	29
447	371	471	81,390	102,872	90,586	67.2	77.0	70.0	77.9	85.5	78.5	9,340,036	12,865,607	13,065,941	115	125	144	2,384,203	2,830,434	5,557,928	30
440	343	451	88,098	124,478	106,393	56.4	71.3	64.1	68.2	82.0	74.4	8,294,887	12,665,612	12,826,714	94	102	121	2,103,602	2,786,435	5,649,943	31
507	425	491	2,120	2,546	2,603	23.6	24.5	29.9	38.1	37.2	41.1	277,243	325,538	479,609	131	128	184	74,378	81,384	222,733	32
563	480	527	11,601	17,459	16,530	27.5	39.3	38.3	42.1	54.8	53.8	2,166,325	3,033,061	3,625,704	187	174	219	545,973	667,273	1,588,699	33
974	1,128	1,085	6	7	11	9.2	7.9	10.6	33.3	25.9	28.9	5,036	946	2,987	839	135	272	1,410	208	1,314	34
451	369	451	118,124	138,740	117,909	67.5	70.2	69.1	89.1	93.6	91.8	20,317,701	22,411,335	22,915,821	172	162	194	4,284,544	4,034,040	7,968,735	35
401	355	425	67,221	80,265	62,006	67.7	76.6	75.0	84.2	90.7	89.1	10,172,187	12,514,255	12,674,239	151	156	204	2,375,922	2,502,851	4,954,460	36
463	392	447	161,953	183,740	135,650	58.2	61.0	48.5	89.9	94.6	88.9	27,778,389	30,716,616	26,157,586	172	167	193	6,381,050	6,450,489	9,683,690	37
410	341	400	70,804	86,541	67,371	51.5	52.3	42.7	80.7	87.3	81.6	11,275,334	11,871,802	11,537,503	159	137	171	2,827,652	2,730,514	4,411,027	38
386	324	380	141,847	168,192	133,153	65.7	67.1	52.1	89.5	94.1	85.9	25,728,689	29,640,387	26,690,508	181	176	200	5,706,578	6,224,481	9,458,167	39
406	340	355	18,309	20,328	15,003	29.4	27.9	25.4	68.0	71.3	66.3	1,900,082	2,172,099	1,783,121	104	107	119	555,529	564,746	810,176	40
406	335	431	174,552	212,518	160,215	69.0	76.4	65.0	85.2	93.5	84.3	19,967,338	24,349,225	22,885,700	114	115	143	4,546,631	5,113,337	8,212,198	41
403	336	411	174,066	208,524	165,135	70.3	76.2	67.2	89.2	96.3	89.8	27,615,071	32,824,675	29,331,256	159	157	178	6,181,653	5,580,195	9,366,730	42
388	347	392	167,950	201,072	167,087	72.5	73.5	64.9	92.5	97.2	93.0	30,317,848	36,872,376	32,963,563	181	183	197	6,522,582	7,374,475	10,895,762	43
330	274	340	168,035	191,578	139,200	57.7	61.4	44.5	87.6	93.3	83.1	23,809,897	26,203,772	21,832,203	142	137	157	6,015,237	6,026,868	8,007,707	44
381	298	394	147,102	180,568	129,258	67.9	71.4	53.5	91.5	96.4	89.2	22,659,136	26,558,204	23,999,326	154	147	186	5,687,234	5,842,805	8,888,746	45
310	264	309	55,987	61,658	42,178	37.3	36.2	26.1	54.0	58.5	51.4	6,360,406	6,609,030	5,816,271	114	107	138	1,645,809	1,586,167	2,362,901	46
409	320	425	130,786	167,657	129,925	72.8	78.6	63.7	85.2	92.1	81.8	14,791,833	22,374,217	21,733,711	113	133	167	3,781,277	4,922,328	9,044,169	47
414	336	408	285,626	341,027	287,022	68.3	68.1	57.9	84.5	89.8	84.5	43,311,607	55,816,915	58,015,512	152	164	202	11,228,969	12,279,721	21,410,254	48
558	433	504	20,160	27,909	24,656	48.2	55.2	51.9	68.4	76.3	71.6	3,394,893	4,832,547	4,502,672	168	173	183	914,443	1,159,763	2,035,173	49
686	538	623	14,355	20,777	15,344	32.9	46.1	36.8	40.2	56.1	46.7	2,009,366	3,119,999	2,449,823	140	150	160	561,828	780,000	1,147,410	50
540	420	504	8,943	10,658	8,296	59.5	60.9	51.8	75.4	79.1	69.7	1,275,402	1,565,155	1,354,426	143	147	163	345,256	391,289	631,963	51
527	414	520	25,240	34,602	26,028	49.1	54.4	43.4	66.7	72.7	60.1	2,986,689	4,140,444	3,578,682	118	120	137	803,816	1,035,111	1,587,465	52
470	315	392	11,742	14,752	8,737	34.4	35.7	27.8	64.5	68.6	55.2	1,445,468	1,702,390	1,320,818	123	115	151	399,255	425,598	622,676	53
639	585	607	4,013	5,778	3,079	21.7	30.7	21.7	58.4	64.7	50.6	545,100	797,828	510,766	136	138	166	158,484	215,414	243,050	54
614	520	634	8,460	12,797	9,911	33.3	41.7	36.5	42.8	54.9	46.8	1,151,057	1,796,788	1,751,825	136	140	177	335,756	449,197	811,519	55
663	608	594	933	1,250	921	26.1	33.8	26.8	39.6	50.2	39.0	150,504	213,351	175,812	161	171	191	44,700	55,471	85,532	56
672	596	675	31,363	38,258	22,805	38.4	45.3	32.2	54.2	62.8	46.5	4,174,565	5,665,915	3,196,420	153	148	140	1,165,656	1,415,978	1,507,281	57
624	532	602	22,366	28,739	20,504	36.2	44.3	37.2	48.0	59.5	49.5	2,629,415	3,328,230	2,529,447	118	116	123	747,173	865,340	1,210,899	58
793	735	755	18,308	24,679	14,907	15.8	16.4	11.0	35.4	40.7	28.2	2,447,840	3,050,772	1,944,134	134	124	130	699,765	762,693	944,327	59

TABLE 8.—COWS KEPT FOR MILK, COWS MILKED, AND MILK PRODUCED—FARMS REPORTING COWS KEPT FOR MILK, 1900 TO
AND MILK PRODUCED, 1889 TO

(Percent of all farms reporting cows

	DIVISION AND STATE	COWS KEPT MAINLY FOR MILK PRODUCTION[1]																
		Farms reporting												Number				
								Percent of all farms										
		1940	1930	1925	1920	1910[2]	1900	1940	1930	1925	1920	1910	1900	1940	1930	1925	1920	1910[3]
1	United States	4,644,317	4,452,936	3,728,587	4,461,296	5,140,869	4,513,895	76.2	70.8	58.5	69.2	80.8	78.7	24,074,424	20,498,955	17,644,867	19,675,297	17,125,471
	GEOGRAPHIC DIVISIONS:																	
2	New England	86,620	92,506	119,943	124,024	147,028	154,663	64.1	74.0	75.2	79.2	77.9	80.6	756,570	680,621	791,711	842,928	699,421
3	Middle Atlantic	251,276	277,660	327,894	349,196	400,473	423,579	72.2	77.6	78.3	82.1	85.5	87.2	2,341,362	2,039,150	2,352,155	2,498,270	2,216,954
4	East North Central	832,353	824,819	813,181	889,353	1,009,479	1,000,503	82.7	85.3	77.3	82.0	89.9	88.1	5,933,190	4,902,359	5,027,084	5,050,798	4,013,904
5	West North Central	929,545	920,674	549,917	735,023	989,135	924,910	85.2	82.7	49.5	67.0	89.1	87.2	6,284,988	5,690,754	3,684,059	4,509,121	4,395,772
6	South Atlantic	698,364	632,985	576,245	741,269	794,716	644,320	68.5	59.8	52.0	64.0	71.5	67.0	1,757,530	1,492,041	1,335,669	1,673,035	1,506,947
7	East South Central	770,473	710,526	599,154	744,076	815,423	662,664	75.3	66.9	59.6	70.8	78.2	73.4	1,986,531	1,652,975	1,370,857	1,677,992	1,344,914
8	West South Central	758,952	704,154	484,732	592,605	724,466	528,857	78.7	63.8	47.6	59.5	76.8	70.1	2,883,831	2,227,374	1,460,736	1,882,361	1,845,402
9	Mountain	160,994	152,278	110,088	135,769	120,328	69,754	68.9	63.1	47.2	55.6	65.6	68.8	859,800	789,561	594,075	619,645	422,678
10	Pacific	155,740	137,334	147,433	149,981	139,821	104,645	56.4	52.5	55.5	64.0	73.6	73.9	1,270,622	1,024,120	1,028,541	921,147	679,479
	NEW ENGLAND:																	
11	Maine	26,988	28,951	37,671	39,346	46,944	49,161	69.2	74.2	75.3	81.6	78.2	82.9	132,160	124,952	151,277	175,425	126,762
12	New Hampshire	10,572	11,018	14,798	15,925	20,168	22,519	63.9	73.9	70.2	77.6	74.5	76.8	72,399	68,792	81,504	95,997	81,561
13	Vermont	18,676	21,171	23,573	25,336	27,947	29,277	79.2	85.0	84.8	87.1	85.4	88.4	281,883	254,520	279,448	290,122	222,838
14	Massachusetts	15,806	16,473	23,196	22,551	27,193	28,162	49.6	64.4	69.3	70.5	73.7	74.7	136,249	119,158	144,898	147,331	145,714
15	Rhode Island	1,801	2,249	2,993	3,126	3,932	4,047	59.8	67.7	76.5	76.6	74.3	73.6	19,543	19,171	21,961	21,431	20,068
16	Connecticut	12,777	12,644	17,712	17,740	20,844	21,497	60.4	73.5	76.2	78.3	77.7	79.8	114,336	94,028	112,623	112,622	102,478
	MIDDLE ATLANTIC:																	
17	New York	114,738	127,103	151,371	162,367	184,024	196,366	74.9	79.5	80.2	84.0	85.4	86.6	1,361,600	1,172,546	1,370,060	1,481,918	1,293,058
18	New Jersey	12,409	15,890	18,792	20,291	25,275	27,177	48.0	54.7	63.3	68.3	75.5	78.4	138,764	105,331	122,384	130,497	136,035
19	Pennsylvania	124,129	136,667	157,731	166,538	191,174	200,036	73.4	79.3	78.7	82.3	87.2	89.2	840,998	761,273	859,711	885,855	787,861
	EAST NORTH CENTRAL:																	
20	Ohio	185,725	183,748	182,479	206,669	241,736	244,405	79.4	83.8	74.6	80.5	88.9	88.3	992,864	818,417	839,880	888,057	758,676
21	Indiana	152,575	152,118	150,634	160,561	191,828	193,417	82.7	83.8	76.9	78.3	89.0	87.2	746,643	632,735	596,379	608,211	530,157
22	Illinois	183,069	183,435	155,568	183,501	228,267	230,625	85.8	85.5	69.0	77.4	90.6	87.3	1,080,669	921,107	833,097	957,313	875,644
23	Michigan	143,951	138,522	153,365	167,274	183,098	175,920	76.7	81.8	79.7	85.1	88.5	86.5	925,779	715,105	806,201	802,095	635,966
24	Wisconsin	167,053	166,996	171,135	171,348	164,550	156,136	89.5	91.9	88.6	90.5	92.9	92.0	2,189,235	1,814,995	1,951,527	1,795,122	1,213,461
	WEST NORTH CENTRAL:																	
25	Minnesota	173,454	167,057	140,763	144,948	145,584	139,438	87.9	90.2	74.8	81.2	93.2	90.2	1,699,849	1,442,031	1,311,879	1,229,179	870,590
26	Iowa	192,364	184,660	95,431	135,204	202,539	210,276	90.2	85.9	44.7	63.3	93.3	92.0	1,430,279	1,218,663	690,411	897,668	1,153,935
27	Missouri	210,437	197,822	132,097	169,002	245,403	240,140	82.2	77.3	50.7	64.3	88.5	84.3	900,433	819,006	516,787	661,959	714,657
28	North Dakota[5]	62,096	66,459	39,266	53,745	62,977	35,044	84.0	85.2	51.7	69.2	84.7	77.3	497,664	479,224	312,035	370,707	208,367
29	South Dakota[5]	60,530	66,827	29,880	43,406	61,046	44,197	83.5	80.4	37.6	58.2	78.6	84.0	456,214	487,651	243,336	336,892	306,767
30	Nebraska	103,857	106,790	42,138	80,470	114,467	105,913	85.8	82.5	33.0	64.7	88.3	87.2	609,459	575,639	229,461	438,459	520,989
31	Kansas	126,807	131,059	70,342	108,248	157,119	149,902	81.1	78.9	42.4	65.5	88.3	86.6	691,090	668,540	380,150	574,257	620,487
	SOUTH ATLANTIC:																	
32	Delaware	5,564	6,248	7,342	7,521	8,259	7,689	61.9	64.4	71.6	74.2	76.2	79.4	32,424	30,201	33,793	33,026	31,134
33	Maryland	27,154	29,943	33,272	35,113	38,826	36,009	64.5	69.3	67.9	73.3	79.4	78.3	184,703	164,434	172,581	161,972	143,349
34	Dist. of Columbia	15	38	46	94	108	169	23.1	36.5	33.1	46.1	49.8	62.8	558	451	589	704	755
35	Virginia	130,689	124,552	117,341	140,368	148,565	126,792	74.7	73.0	60.6	75.4	80.7	75.5	386,633	334,533	291,651	357,969	305,321
36	West Virginia[6]	78,338	65,782	49,579	65,621	87,004	80,477	78.9	79.6	54.9	75.2	90.0	86.7	218,769	183,263	137,323	181,206	206,878
37	North Carolina	179,816	150,333	143,581	163,866	173,635	144,553	64.6	53.7	50.6	60.7	68.4	64.3	333,101	265,808	252,387	290,223	252,862
38	South Carolina	90,485	83,096	88,019	115,159	109,179	81,483	65.8	52.6	50.9	59.8	61.9	52.4	159,264	135,283	146,556	187,846	148,621
39	Georgia	159,144	151,294	126,181	195,259	202,650	146,044	73.7	59.2	50.7	62.8	69.6	65.0	337,723	302,231	257,151	388,448	325,534
40	Florida	27,159	21,699	10,884	18,268	26,490	21,104	43.6	36.8	18.4	33.8	53.0	51.7	104,355	75,837	43,638	71,641	92,493
	EAST SOUTH CENTRAL:																	
41	Kentucky	201,709	185,406	168,463	206,048	216,181	189,905	79.8	75.2	65.2	76.1	83.4	80.9	547,151	474,298	387,592	441,346	351,277
42	Tennessee	194,221	177,119	155,648	193,509	205,360	179,025	78.4	72.1	61.6	76.6	83.5	79.7	549,397	428,440	358,530	415,128	333,214
43	Alabama	182,729	177,402	151,110	185,481	203,939	154,427	78.8	68.9	63.6	72.4	77.6	69.2	367,241	332,045	304,660	394,112	314,172
44	Mississippi	191,814	170,599	123,933	159,038	189,943	139,307	65.9	54.6	48.2	58.4	69.2	63.1	522,742	418,192	320,055	427,406	346,251
	WEST SOUTH CENTRAL:																	
45	Arkansas	161,156	142,861	111,916	150,174	163,643	126,235	74.4	59.0	50.4	64.6	76.2	70.6	455,851	338,701	271,157	415,507	342,410
46	Louisiana	105,352	83,280	30,008	56,544	82,147	63,967	70.2	51.6	22.7	41.7	68.1	55.2	329,894	223,429	97,791	176,936	226,847
47	Oklahoma[7]	155,020	152,843	103,212	119,044	153,693	78,218	86.3	75.0	52.3	62.0	80.8	72.4	748,310	588,957	360,297	456,332	432,445
48	Texas	337,424	325,170	239,596	266,843	324,983	260,437	80.7	65.6	51.5	61.2	77.8	73.9	1,349,776	1,076,287	731,491	833,586	843,700
	MOUNTAIN:																	
49	Montana	29,054	29,196	17,586	29,393	16,774	9,526	69.5	61.5	37.5	51.0	64.0	71.2	143,229	151,014	102,769	127,581	64,468
50	Idaho	35,710	31,396	26,902	29,461	23,116	12,928	81.8	75.3	66.3	70.0	75.0	74.0	211,180	157,580	138,768	115,336	69,628
51	Wyoming	11,656	10,064	5,079	6,818	7,407	3,869	77.6	62.9	32.7	43.3	67.4	63.5	67,459	58,318	32,882	34,997	27,499
52	Colorado	37,583	40,025	28,008	36,102	32,660	18,689	73.1	66.8	48.3	60.2	70.7	75.6	207,143	218,933	159,226	192,234	119,029
53	New Mexico	18,439	13,905	8,465	8,799	15,869	4,044	54.1	44.3	26.7	29.5	44.5	32.8	72,397	57,391	39,383	37,805	42,445
54	Arizona	6,649	5,545	5,267	5,433	4,000	2,453	36.0	39.1	48.8	54.5	43.4	42.2	40,788	32,978	32,337	31,619	23,170
55	Utah	19,621	20,174	16,914	17,880	18,524	16,581	77.2	74.3	65.1	69.7	85.5	85.5	97,884	95,689	71,330	66,724	62,602
56	Nevada	2,282	1,973	1,867	1,883	1,978	1,684	63.9	57.3	48.1	59.5	73.6	77.1	19,720	17,658	17,380	13,349	13,837
	PACIFIC:																	
57	Washington	57,648	47,013	50,057	49,439	42,036	26,042	70.6	66.3	68.3	74.6	74.8	78.4	330,173	243,869	266,216	258,270	153,206
58	Oregon	46,203	39,224	38,258	36,925	36,684	29,414	74.7	71.1	68.4	73.5	80.6	82.1	256,795	206,404	205,057	180,462	143,846
59	California	51,889	51,097	59,118	63,617	61,101	49,189	39.1	37.7	43.3	54.1	69.3	67.8	683,654	573,847	557,268	502,415	382,427

[1] See tables 1 and 5 and the text for comparability of statistics for the different census years.
[2] Reporting dairy cows over 15-1/2 months old.
[3] Estimated on the basis of age distribution of dairy cows and heifers reported in the 1920 Census.
[4] For 1919, figure given represents farms reporting production of milk, as enumerated; figure for milk production, however, includes estimates for 681,820 farms which reported dairy cows on hand, but did not report milk. Data not secured for farms reporting cows milked.
[5] North Dakota and South Dakota admitted as States in 1889. Figures for 1880 obtained by consolidating data for the counties which then occupied the areas now known as North Dakota and South Dakota, respectively. The 1870 and 1860 figures are for Dakota Territory.
[6] In 1860 and 1850 Virginia included the area now known as West Virginia.
[7] Figures for 1900 include Indian Territory; those for 1890 are for Oklahoma Territory alone.

1940, AND NUMBER, 1850 TO 1940; FARMS REPORTING COWS MILKED, 1919 TO 1939, AND NUMBER MILKED, 1924 TO 1939; 1939; BY DIVISIONS AND STATES

milked for 1939, 1934, and 1929 in table 7)

COWS KEPT MAINLY FOR MILK PRODUCTION[1] —Continued						COWS MILKED										
Number—Continued						Farms reporting							Number milked			
1900	1890	1880	1870	1860	1850	1939	1934	1929	1924	1919[4]	Percent of all farms 1924	Percent of all farms 1919	1939	1934	1929	1924
17,135,633	16,511,950	12,443,120	8,935,332	8,585,735	6,385,094	4,663,431	5,236,885	4,615,529	4,988,493	4,361,380	78.3	67.6	21,936,556	24,581,669	21,124,221	20,899,647
893,478	822,001	746,656	642,593	679,930	608,219	88,688	110,976	98,020	123,465	111,096	77.4	71.0	703,165	751,463	708,218	768,433
2,602,788	2,529,080	2,444,089	2,190,429	1,935,999	1,580,284	253,896	298,507	283,984	340,026	312,816	81.2	73.6	2,199,131	2,290,411	2,162,935	2,338,089
3,962,481	3,752,237	2,990,852	2,247,683	1,945,316	1,287,739	837,640	933,392	845,110	933,429	849,101	88.8	78.3	5,506,645	5,961,448	5,090,365	5,260,401
4,527,803	4,488,762	2,411,229	1,046,324	611,220	276,480	936,968	1,047,003	984,852	992,106	843,701	89.3	76.9	5,712,833	6,941,638	5,971,117	5,577,612
1,383,319	1,369,466	1,280,761	1,001,094	1,238,633	1,246,678	698,506	776,074	647,958	764,894	680,259	69.0	58.7	1,620,129	1,830,494	1,505,368	1,655,652
1,264,282	1,312,074	1,145,403	835,351	956,912	939,953	773,593	855,798	721,103	769,842	695,038	76.5	66.1	1,806,123	2,042,216	1,629,628	1,800,413
1,634,954	1,517,583	1,002,037	659,083	902,205	416,538	755,922	854,485	725,337	731,117	587,085	71.9	58.9	2,448,591	2,666,858	2,112,855	1,873,058
329,804	218,689	124,844	83,419	47,283	15,496	162,035	190,865	167,936	169,760	147,231	72.7	60.3	779,639	939,695	861,336	802,815
536,924	502,078	297,249	229,356	268,237	13,707	156,183	169,785	143,229	163,854	135,053	61.7	57.7	1,160,300	1,157,446	1,082,399	1,023,174
173,592	157,278	150,845	139,259	147,314	133,556	27,848	34,503	30,427	38,859	35,222	77.7	73.0	123,448	143,475	131,426	149,736
115,036	109,423	90,564	90,583	94,880	94,277	10,829	13,556	11,314	15,263	13,843	72.4	67.5	68,292	78,086	71,664	77,652
270,194	231,419	217,033	180,285	174,667	146,128	19,124	22,931	21,587	24,044	22,553	86.5	77.6	257,563	267,049	255,772	268,122
184,562	172,046	150,435	114,771	144,492	130,099	16,128	19,903	17,271	23,774	20,787	71.1	65.0	129,481	130,205	130,637	141,234
23,660	23,943	21,480	18,806	19,700	18,698	1,821	2,639	2,376	3,086	2,757	78.9	67.5	19,362	20,735	20,535	21,855
126,434	127,892	116,319	98,889	98,877	85,461	12,938	17,444	13,045	18,439	15,934	79.3	70.3	105,019	111,913	98,184	109,854
1,501,608	1,440,230	1,437,855	1,350,661	1,123,634	931,324	115,923	135,448	130,142	154,961	142,540	82.1	73.8	1,269,653	1,298,930	1,243,061	1,347,975
157,407	161,576	152,078	133,331	138,818	118,736	12,614	15,430	14,158	19,338	17,982	65.2	60.5	133,242	123,634	111,784	117,099
943,773	927,254	854,156	706,437	673,547	530,224	125,359	147,629	139,684	165,727	152,294	82.7	75.3	796,236	867,847	808,090	873,015
818,239	794,833	767,043	654,390	676,585	544,499	186,928	211,314	187,772	214,841	193,896	87.8	75.5	932,817	1,024,288	848,178	931,717
574,276	579,287	494,944	393,736	363,553	284,554	153,561	174,842	156,197	173,502	160,248	88.6	78.1	697,363	798,351	662,360	656,898
1,007,664	1,087,886	865,913	640,321	522,634	294,671	184,252	205,736	190,861	204,602	187,206	90.7	78.9	983,704	1,143,111	963,882	943,799
563,905	497,611	384,578	250,859	179,543	99,676	145,492	160,805	141,390	162,998	150,753	84.8	76.7	868,853	891,165	746,104	823,118
998,397	792,620	478,374	308,377	203,001	64,339	167,407	180,695	168,890	177,486	156,998	91.9	82.9	2,023,908	2,104,533	1,869,841	1,904,869
753,632	593,908	275,545	121,467	40,344	607	173,367	184,065	170,317	170,515	131,906	90.6	73.9	1,552,279	1,717,623	1,455,767	1,407,219
1,423,648	1,498,418	854,187	369,811	189,802	45,704	192,085	204,393	198,316	199,895	171,999	93.6	80.6	1,292,606	1,485,135	1,297,914	1,202,142
765,386	851,076	661,405	398,515	345,243	230,169	215,642	241,732	218,119	224,488	205,549	86.2	78.2	822,874	1,031,311	901,445	808,732
125,503	88,289	5,697	4,151	286	———	61,853	72,598	68,617	67,305	58,757	88.6	75.6	434,792	569,351	477,137	446,695
270,634	210,240	34,875				60,380	72,010	71,081	68,724	55,688	86.4	74.6	393,156	513,455	493,534	451,751
512,544	505,045	161,187	28,940	6,995	———	104,428	120,361	115,435	114,474	95,468	89.6	76.7	565,018	744,223	621,456	566,619
676,456	741,786	418,333	123,440	28,550	———	129,213	151,844	142,967	146,705	124,334	88.4	75.2	652,108	880,540	723,864	694,454
32,591	32,574	27,284	24,082	22,595	19,248	5,565	6,853	6,335	7,523	5,851	73.3	57.7	29,997	33,192	30,057	32,589
147,284	142,198	122,907	94,794	99,463	86,856	27,583	31,834	30,725	36,587	31,627	74.7	66.0	175,079	181,918	166,651	173,170
1,251	863	1,292	657	639	813	18	27	38	48	91	34.5	44.6	562	465	464	582
281,876	273,634	243,061	188,471	330,713	317,619	132,595	148,172	128,453	156,493	133,285	80.8	71.6	357,029	392,948	337,862	375,594
205,601	188,492	156,956	104,434			79,793	88,511	69,627	80,126	71,032	88.6	81.4	209,164	246,167	197,495	219,342
233,178	223,416	232,133	196,731	228,623	221,799	180,072	194,212	152,609	177,007	150,264	62.4	55.7	309,594	352,782	268,373	296,805
126,684	107,184	139,881	98,693	163,938	193,244	87,730	99,146	82,594	107,607	95,745	62.3	49.7	143,297	169,427	131,206	163,233
276,024	287,717	315,073	231,310	299,688	334,223	158,226	178,801	154,964	176,121	175,427	70.7	56.5	304,979	367,235	299,294	331,397
78,830	113,388	42,174	61,922	92,974	72,876	26,924	28,518	22,613	23,382	16,937	39.5	31.4	90,428	86,360	73,966	62,940
364,025	364,516	301,882	247,615	269,215	247,475	204,950	227,302	190,060	214,010	199,959	82.8	73.9	514,665	584,784	488,562	469,194
321,676	345,311	303,900	243,197	249,514	250,456	195,157	216,546	183,928	208,155	187,160	82.4	74.0	508,081	558,772	442,063	447,597
279,263	292,088	271,443	170,640	230,537	227,791	181,579	206,868	179,623	183,366	165,778	77.2	64.7	326,881	387,651	315,300	325,578
299,318	310,159	268,178	173,899	207,646	214,231	191,907	205,082	167,492	164,311	142,141	63.9	52.2	456,496	511,009	383,703	358,044
312,577	330,165	249,407	128,959	171,003	93,151	160,770	187,287	144,827	159,655	140,197	71.9	60.3	395,698	445,767	326,057	332,241
184,815	167,223	146,454	102,076	129,662	105,576	103,600	105,339	82,109	73,574	57,698	55.5	42.6	246,652	242,951	188,899	164,896
276,539	16,756	———	———	———	———	153,471	182,126	158,766	162,915	128,733	82.6	67.1	659,475	758,119	586,904	526,681
861,023	1,003,439	606,176	428,048	601,540	217,811	338,081	379,733	339,635	334,973	260,457	71.9	59.7	1,146,766	1,220,021	1,010,995	849,240
45,036	24,143	11,308	12,432	———	———	29,470	36,561	34,412	34,381	33,121	73.3	57.4	129,821	177,555	173,303	167,967
51,929	27,278	12,858	4,171	———	———	35,691	37,004	32,872	31,931	28,786	78.7	68.4	191,103	198,789	168,086	151,722
18,272	11,884	3,730	707	———	———	11,866	13,474	11,905	11,427	8,917	73.7	56.6	60,517	70,229	65,273	57,849
100,116	76,948	28,770	25,017	———	———	57,824	47,605	43,306	45,771	40,762	78.9	68.0	190,851	257,746	234,530	229,700
16,775	18,507	12,955	16,417	34,369	10,635	18,196	21,513	15,824	16,443	11,089	51.9	37.2	62,549	72,082	62,510	60,594
17,965	4,874	9,156	938	———	———	6,869	8,929	6,084	6,438	4,776	59.6	47.9	38,157	42,509	34,613	33,317
65,905	45,982	32,768	17,563	11,967	4,861	19,765	23,291	21,169	20,854	17,924	80.2	69.8	89,264	101,058	102,644	82,898
13,606	9,273	13,319	6,174	947	———	2,354	2,488	2,364	2,515	1,856	64.8	58.7	17,377	19,727	20,377	18,768
107,232	70,721	27,622	16,938	9,660	———	57,883	60,881	49,019	54,879	45,971	74.9	69.4	307,284	311,509	267,573	276,010
122,447	114,156	59,549	48,325	53,170	9,427	46,595	48,339	41,405	43,345	34,502	77.5	68.7	241,079	250,573	224,780	206,869
307,245	317,201	210,078	164,093	205,407	4,280	51,705	60,565	52,805	65,630	54,580	48.1	46.4	611,937	595,364	590,046	540,295

TABLE 8.—COWS KEPT FOR MILK, COWS MILKED, AND MILK PRODUCED—FARMS REPORTING COWS KEPT FOR MILK, 1900 TO 1940, AND NUMBER, 1850 TO 1940; FARMS REPORTING COWS MILKED, 1919 TO 1939, AND NUMBER MILKED, 1924 TO 1939; AND MILK PRODUCED, 1889 TO 1939; BY DIVISIONS AND STATES—Continued

(Percent of all farms reporting cows milked for 1939, 1934, and 1929 in table 7)

DIVISION AND STATE	MILK PRODUCED (GALLONS)								Average per cow milked			
	1939	1934	1929	1924 [1]	1919 [1]	1909 [1]	1899 [1]	1889	1939	1934	1929	1924
United States	11,508,243,769	10,666,065,475	11,052,023,357	9,198,305,655	7,805,143,792	7,466,406,384	7,265,804,304	5,210,125,567	525	454	523	440
GEOGRAPHIC DIVISIONS:												
New England	429,028,356	419,234,364	415,303,967	402,764,905	385,638,607	400,648,248	489,800,248	338,911,582	610	558	586	524
Middle Atlantic	1,433,691,700	1,346,969,287	1,362,227,060	1,264,501,693	1,248,168,026	1,272,849,480	1,357,547,225	1,096,827,675	652	588	630	541
East North Central	3,218,325,593	2,912,723,635	2,985,767,759	2,614,916,747	2,246,679,781	1,980,106,070	1,928,325,958	1,422,944,279	584	489	586	497
West North Central	2,755,970,040	2,612,130,295	2,919,936,546	2,275,078,885	1,718,410,014	1,751,471,950	1,681,574,380	1,296,470,486	482	376	489	408
South Atlantic	708,688,141	678,688,889	644,880,690	567,849,112	517,728,577	517,875,644	492,138,465	332,728,677	438	371	428	343
East South Central	690,820,770	658,305,664	646,606,563	499,611,940	458,942,467	468,881,568	499,560,976	332,466,463	382	322	397	312
West South Central	972,253,385	849,021,010	848,817,108	588,776,723	459,370,676	521,896,296	474,389,212	187,227,200	397	318	402	314
Mountain	456,894,604	432,133,443	469,472,967	362,430,806	260,412,164	174,403,974	110,017,726	46,442,464	586	460	545	451
Pacific	842,371,180	756,858,886	761,010,697	622,372,824	509,793,680	392,404,625	252,450,124	156,106,743	726	654	703	608
NEW ENGLAND:												
Maine	65,749,873	66,791,068	71,100,802	70,948,840	77,676,881	69,784,455	99,586,188	57,969,791	533	466	541	474
New Hampshire	39,774,941	42,928,454	40,679,579	38,149,067	42,556,285	44,461,042	60,724,590	42,633,268	582	550	568	491
Vermont	147,743,230	139,508,779	139,075,554	127,956,952	122,095,734	122,918,629	142,042,223	90,712,230	574	522	544	477
Massachusetts	89,557,866	86,760,058	85,420,875	86,575,083	76,316,309	90,438,336	105,571,873	82,571,924	692	686	654	613
Rhode Island	14,218,679	14,457,720	14,889,788	15,503,758	12,099,111	12,177,738	12,923,512	10,610,547	734	697	725	618
Connecticut	71,983,767	68,788,285	64,137,369	65,631,205	54,894,267	59,829,411	68,951,862	54,413,822	685	615	653	598
MIDDLE ATLANTIC:												
New York	838,415,443	782,519,645	800,523,979	741,983,208	756,045,942	783,479,286	772,799,352	663,917,240	680	602	644	550
New Jersey	101,930,364	92,101,266	81,772,540	76,245,204	70,490,729	80,606,196	77,714,055	64,003,953	765	745	732	651
Pennsylvania	493,345,893	472,348,376	479,930,541	446,273,281	421,631,355	411,735,240	487,033,818	368,906,480	620	544	594	511
EAST NORTH CENTRAL:												
Ohio	496,972,126	459,140,147	454,116,752	425,854,160	396,317,787	362,050,000	425,870,394	326,925,396	533	448	535	457
Indiana	348,413,599	326,445,805	332,182,790	270,962,875	238,793,861	216,688,122	263,457,239	200,510,797	500	409	502	412
Illinois	527,832,954	534,997,230	506,374,072	435,132,997	370,486,981	395,934,071	457,106,995	367,269,464	537	468	525	461
Michigan	523,494,502	446,583,661	449,756,289	424,235,994	382,822,631	352,858,180	309,617,046	224,537,488	603	501	603	515
Wisconsin	1,321,612,412	1,145,556,792	1,241,537,856	1,058,750,721	858,258,521	667,497,765	472,274,264	303,701,134	653	544	664	556
WEST NORTH CENTRAL:												
Minnesota	866,590,376	751,130,103	825,441,485	663,638,164	475,506,689	409,191,276	304,017,106	182,968,973	558	437	567	472
Iowa	652,729,566	627,374,140	647,224,237	515,909,461	361,426,362	289,563,616	535,872,240	486,961,411	505	422	499	429
Missouri	331,573,347	331,385,480	369,134,036	273,956,020	228,907,721	220,958,940	258,207,755	193,931,103	403	321	409	339
North Dakota	205,328,787	180,918,877	227,819,411	199,037,293	138,606,540	100,559,124	48,845,280	26,566,112	472	318	477	446
South Dakota	160,159,147	143,095,786	251,186,744	172,968,181	124,424,918	117,215,188	99,244,975	59,666,525	407	279	468	383
Nebraska	252,474,794	275,857,115	292,937,813	197,600,789	168,083,367	198,306,496	190,477,911	144,768,263	447	371	471	349
Kansas	287,114,023	302,588,794	326,192,822	251,968,977	221,454,417	217,887,672	244,909,123	201,608,099	440	343	451	363
SOUTH ATLANTIC:												
Delaware	15,206,742	14,099,350	14,756,728	13,037,034	11,356,313	10,962,356	12,681,288	10,699,362	507	425	491	400
Maryland	98,533,692	87,372,567	87,785,709	74,042,696	58,754,193	59,735,522	64,040,517	46,601,218	563	480	527	428
Dist. of Columbia	547,303	524,420	503,619	480,732	512,074	611,041	850,349	459,978	974	1,128	1,085	826
Virginia	153,844,286	145,002,976	145,524,668	127,447,037	110,942,113	104,391,212	105,068,428	78,143,459	431	369	431	339
West Virginia	83,947,820	87,312,734	83,868,465	76,621,074	73,690,103	75,694,324	85,861,660	59,449,066	401	355	425	349
North Carolina	143,428,605	138,121,337	119,992,505	108,151,634	95,747,638	96,998,996	89,525,749	55,250,665	465	392	447	364
South Carolina	58,799,715	57,798,363	52,525,520	49,981,899	52,954,637	50,274,076	44,031,528	23,833,631	410	341	400	306
Georgia	117,837,837	119,070,617	113,639,532	98,822,152	101,615,773	100,210,370	82,438,532	53,234,508	386	324	380	298
Florida	36,742,141	29,386,525	26,283,944	19,264,854	12,155,533	12,532,428	9,640,434	5,056,790	406	340	355	306
EAST SOUTH CENTRAL:												
Kentucky	208,971,146	196,110,208	210,623,997	165,920,669	146,561,464	140,982,896	159,311,527	118,497,289	406	335	431	354
Tennessee	204,564,296	187,861,190	181,789,691	148,759,109	130,285,644	129,455,904	147,336,961	107,657,116	403	336	411	332
Alabama	126,855,193	134,423,790	123,548,606	95,364,944	93,903,677	97,884,000	95,882,103	55,508,687	388	347	392	295
Mississippi	150,430,135	139,910,476	130,644,269	89,567,218	88,191,682	96,227,486	97,030,585	50,803,371	330	274	340	250
WEST SOUTH CENTRAL:												
Arkansas	150,827,811	132,708,056	128,568,852	98,768,944	87,625,851	97,932,390	109,861,393	54,325,673	381	298	394	297
Louisiana	76,396,675	64,245,742	58,289,639	37,870,207	32,972,720	48,285,781	39,251,413	12,881,927	310	264	309	230
Oklahoma [2]	269,898,921	242,493,654	249,251,003	177,596,933	135,820,769	134,291,388	73,933,708	1,544,280	409	320	425	337
Texas	475,129,978	409,573,558	412,707,814	274,540,639	202,955,536	240,286,479	251,342,698	118,475,320	414	336	408	325
MOUNTAIN:												
Montana	72,443,063	76,828,019	87,377,918	75,185,407	51,251,095	26,436,707	15,696,214	6,038,096	558	433	504	436
Idaho	131,153,846	106,989,392	104,666,773	78,505,003	52,365,498	30,981,341	15,122,948	5,085,863	686	538	623	517
Wyoming	32,689,266	29,525,754	32,879,209	24,318,067	14,542,841	9,744,302	5,121,974	3,064,588	540	420	504	420
Colorado	100,535,595	106,820,253	121,905,777	96,649,262	79,492,651	51,670,038	38,440,111	19,680,791	527	414	520	421
New Mexico	29,372,077	22,676,263	24,490,921	19,026,659	12,737,649	10,959,063	3,009,657	717,155	470	315	392	314
Arizona	24,392,990	24,782,357	21,004,609	18,415,661	14,370,833	11,227,318	3,056,109	709,225	639	583	607	555
Utah	54,788,648	52,523,977	65,039,328	40,847,359	29,339,512	26,306,070	25,124,842	8,614,694	614	520	634	493
Nevada	11,519,119	11,987,428	12,108,432	11,483,388	6,312,105	6,545,172	4,446,071	2,532,052	663	608	594	612
PACIFIC:												
Washington	206,403,186	185,806,784	180,104,032	169,846,011	140,524,518	92,185,335	50,182,415	19,873,281	672	596	673	615
Oregon	150,449,364	133,237,466	135,376,656	112,218,008	92,844,946	71,953,350	48,582,968	25,042,276	624	532	602	542
California	485,518,630	437,814,636	445,530,009	340,308,805	276,424,216	229,460,012	153,684,741	111,191,186	793	735	755	630

[1] Includes estimates for incomplete reports.
[2] Figures for 1899 include Indian Territory; those for 1889 are for Oklahoma Territory alone.

TABLE 9.—BUTTER CHURNED ON FARMS—FARMS REPORTING, 1919, 1909, AND 1899; AND QUANTITY, 1869 TO 1939; BY DIVISIONS AND STATES

(Farms reporting for 1939, 1934, and 1929 in table 7)

DIVISION AND STATE	FARMS REPORTING			BUTTER CHURNED (POUNDS)									
	1919	1909	1899	1939	1934	1929	1924	1919	1909	1899	1889	1879	1869
United States	3,565,305	3,787,749	3,617,366	428,892,339	558,648,632	542,064,289	642,803,287	707,666,492	994,650,610	1,071,626,056	1,024,223,468	777,250,287	514,092,683
GEOGRAPHIC DIVISIONS:													
New England	62,951	83,010	101,958	8,111,043	10,990,690	13,702,925	18,195,661	22,093,227	40,732,783	51,454,627	63,370,472	65,453,749	49,662,325
Middle Atlantic	194,466	234,948	325,262	18,567,586	25,470,494	33,116,020	53,544,935	64,797,058	88,242,228	154,829,824	183,418,072	200,772,270	176,248,193
East North Central	563,372	717,911	847,638	31,066,130	56,765,974	54,995,349	87,892,352	108,093,861	230,986,876	287,878,290	277,082,663	230,844,938	156,138,383
West North Central	726,739	711,499	751,473	60,283,179	90,897,804	94,490,550	124,118,907	130,995,829	201,172,278	251,226,460	243,542,973	136,613,382	58,262,042
South Atlantic	628,890	638,763	507,857	99,620,986	112,686,039	105,867,078	108,097,220	121,072,533	123,270,552	89,111,226	78,270,911	48,350,505	28,575,306
East South Central	660,329	697,028	549,713	101,710,154	120,250,048	107,012,722	107,259,492	120,495,395	136,239,873	97,541,277	84,889,865	51,550,649	27,273,321
West South Central	531,609	560,724	410,965	87,122,982	111,358,366	109,564,820	109,151,437	101,443,114	128,188,799	88,382,053	50,302,407	22,605,422	6,789,083
Mountain	110,071	66,794	46,207	12,958,479	18,168,302	15,644,824	21,708,732	22,840,410	18,115,811	14,869,383	8,300,899	3,175,139	1,348,607
Pacific	86,878	79,072	76,293	9,251,818	12,042,915	7,670,001	12,834,531	15,835,065	27,721,410	36,332,916	35,045,206	17,884,233	9,795,425
NEW ENGLAND:													
Maine	29,029	36,371	42,587	5,128,645	6,719,722	8,187,893	9,241,414	10,855,560	13,299,229	16,174,173	15,593,315	14,103,966	11,636,482
New Hampshire	8,985	11,673	14,324	912,924	1,324,016	1,768,374	2,469,862	3,240,368	5,065,188	6,385,611	7,942,840	7,247,272	5,965,080
Vermont	8,780	15,102	19,488	1,256,128	1,661,544	2,218,341	3,402,114	3,877,039	15,165,692	18,834,706	23,314,063	25,240,826	17,844,396
Massachusetts	7,361	9,035	11,560	414,946	620,544	817,803	1,456,488	2,019,231	3,364,516	4,980,262	8,358,703	9,655,587	6,559,161
Rhode Island	1,033	1,633	1,811	34,210	61,561	53,152	131,872	174,902	339,607	488,086	965,456	1,007,103	941,199
Connecticut	7,763	9,196	12,188	364,190	603,303	657,362	1,493,911	1,926,127	3,498,551	4,591,789	7,196,095	8,198,995	6,716,007
MIDDLE ATLANTIC:													
New York	78,174	85,516	148,294	7,652,277	10,670,325	13,995,603	22,106,207	24,727,662	23,461,702	74,714,376	98,241,813	111,922,423	107,147,526
New Jersey	7,783	12,328	17,111	361,008	460,288	578,548	944,720	1,600,789	3,622,411	5,894,363	8,367,218	9,513,835	8,266,023
Pennsylvania	108,509	137,104	159,857	10,554,283	14,339,881	18,541,869	30,494,008	38,468,607	61,158,115	74,221,085	76,809,041	79,336,012	60,834,644
EAST NORTH CENTRAL:													
Ohio	143,448	188,481	220,238	8,796,839	15,762,988	14,500,632	23,308,705	30,264,265	63,569,132	79,551,299	74,990,307	67,634,263	50,266,372
Indiana	119,633	158,508	178,589	4,725,452	9,816,937	8,754,135	14,171,886	18,344,239	43,181,817	51,042,396	48,477,766	37,377,797	22,915,385
Illinois	146,524	168,485	186,084	8,957,827	15,525,091	16,313,197	22,889,130	25,063,897	46,609,992	52,493,450	57,121,486	53,657,943	36,083,405
Michigan	109,163	131,519	156,955	6,904,127	12,344,278	12,414,402	20,350,351	25,755,423	50,405,426	60,051,998	50,197,481	38,821,890	24,400,185
Wisconsin	44,604	70,918	105,772	1,681,885	3,334,680	3,012,983	7,172,280	8,666,037	27,200,509	44,739,147	46,295,625	33,353,045	22,473,036
WEST NORTH CENTRAL:													
Minnesota	92,867	85,001	102,896	5,381,467	10,749,663	10,246,236	16,825,069	20,205,076	34,708,669	41,188,846	34,766,409	19,161,385	9,522,010
Iowa	134,357	124,881	153,066	6,558,244	12,717,554	14,679,425	23,328,119	25,422,675	38,679,568	61,789,288	72,893,079	55,481,958	27,512,179
Missouri	191,197	207,828	214,243	15,495,743	21,455,975	20,996,589	25,937,470	29,470,763	42,105,143	45,509,110	43,108,521	28,572,124	14,455,825
North Dakota [1]	58,147	46,838	28,117	9,671,490	12,803,705	13,361,035	14,772,928	14,413,180	16,414,439	9,178,815	5,712,566	193,204	209,735
South Dakota [1]	51,159	39,705	35,496	5,541,312	7,639,688	9,314,610	10,925,914	10,267,171	13,629,647	17,400,970	13,127,244	1,807,751	
Nebraska	85,532	87,400	91,632	9,340,036	12,865,607	13,065,941	15,036,616	13,761,085	25,986,931	34,518,659	27,818,078	9,725,198	1,539,535
Kansas	113,480	119,846	126,023	8,294,887	12,665,612	12,826,714	17,292,791	17,455,879	29,647,881	41,640,772	46,117,076	21,671,782	5,022,758
SOUTH ATLANTIC:													
Delaware	4,644	5,488	5,909	277,243	325,538	479,609	812,014	894,883	1,563,161	1,629,949	2,026,498	1,876,275	1,171,963
Maryland	24,276	28,871	28,449	2,166,325	3,033,061	3,625,704	5,256,281	6,162,501	8,739,620	9,096,662	9,999,602	7,485,871	5,014,729
Dist. of Columbia	41	28	18	5,036	946	2,987	5,319	6,026	6,155	3,478	15,769	20,920	4,495
Virginia	130,652	134,222	110,333	20,317,701	22,411,335	22,915,821	24,232,134	25,476,621	26,651,244	19,905,830	17,949,966	11,470,923	6,979,269
West Virginia	70,650	81,070	73,178	10,172,187	12,514,255	12,674,239	16,055,084	17,715,107	18,969,699	16,913,129	14,063,627	9,309,517	5,044,475
North Carolina	141,662	145,899	117,533	27,778,389	30,716,616	26,157,586	25,359,789	25,551,506	26,059,585	16,913,802	13,129,374	7,212,507	4,297,834
South Carolina	81,659	73,029	55,126	11,275,334	11,871,802	11,537,503	12,556,096	13,846,353	12,329,567	8,150,437	5,737,557	3,196,851	1,461,980
Georgia	164,063	153,313	104,626	25,728,689	29,640,387	26,690,508	22,277,037	30,257,153	27,246,247	15,111,494	14,483,323	7,424,485	4,499,572
Florida	11,243	14,843	12,685	1,900,082	2,172,099	1,783,121	1,544,466	1,162,383	1,705,274	1,386,445	867,195	353,156	100,989
EAST SOUTH CENTRAL:													
Kentucky	191,825	194,299	167,825	19,967,338	24,349,225	22,885,700	28,595,430	34,080,415	38,130,687	30,446,381	29,038,406	18,211,904	11,874,978
Tennessee	182,940	188,629	152,027	27,615,071	32,824,675	29,331,256	32,461,009	37,166,063	39,827,906	29,091,696	28,314,387	17,886,369	9,571,069
Alabama	158,553	164,405	120,562	30,317,848	36,872,376	32,963,563	27,704,745	28,490,181	29,550,595	19,121,964	14,548,435	7,997,719	3,213,753
Mississippi	127,011	149,695	109,299	23,809,897	26,203,772	21,832,203	18,498,308	20,758,736	28,730,685	18,881,236	12,988,637	7,454,657	2,613,521
WEST SOUTH CENTRAL:													
Arkansas	135,363	139,635	107,924	22,659,156	26,558,204	23,999,326	25,962,463	25,571,098	29,907,337	21,585,258	15,724,144	7,790,013	2,755,931
Louisiana	30,933	37,573	25,884	6,360,406	6,609,030	5,816,271	4,319,489	4,252,318	6,232,006	4,918,229	2,089,774	916,089	322,405
Oklahoma [2]	120,422	116,792	62,988	14,791,833	22,374,217	21,733,711	25,518,814	22,214,546	27,056,242	13,887,074	387,929	----------	----------
Texas	244,891	266,724	214,169	43,311,607	55,816,915	58,015,512	55,350,671	49,405,152	64,993,214	47,991,492	32,100,560	15,899,320	3,712,747
MOUNTAIN:													
Montana	29,143	8,438	6,338	3,394,893	4,832,347	4,502,672	5,416,455	5,961,336	2,820,574	2,454,072	1,062,185	403,738	408,080
Idaho	24,032	13,622	9,497	2,009,366	3,119,999	2,449,823	3,661,728	4,540,364	3,542,135	2,520,316	1,078,103	310,644	111,480
Wyoming	7,686	4,065	2,819	1,275,402	1,565,155	1,354,426	1,760,471	1,422,822	1,192,122	888,554	428,269	105,643	1,200
Colorado	33,028	19,381	12,718	2,986,689	4,140,444	3,578,682	5,245,186	5,775,602	5,856,132	4,932,482	3,282,086	860,379	392,920
New Mexico	8,000	8,127	1,249	1,445,468	1,702,390	1,320,818	1,706,880	1,404,138	1,477,617	313,003	86,042	44,827	12,912
Arizona	2,846	1,566	1,234	545,100	797,828	510,766	760,803	593,446	325,980	379,311	115,203	61,817	800
Utah	4,185	10,606	11,272	1,151,057	1,796,788	1,751,825	2,912,900	2,876,675	2,497,366	2,812,122	1,759,354	1,052,903	310,335
Nevada	1,153	989	1,080	150,504	213,351	175,812	244,309	266,027	403,885	569,525	489,657	335,188	110,880
PACIFIC:													
Washington	31,785	24,674	19,114	4,174,565	5,665,913	3,196,420	5,089,838	5,899,678	6,751,575	7,372,106	3,482,225	1,356,103	407,306
Oregon	25,124	25,053	25,091	2,629,413	3,328,230	2,529,447	3,900,837	4,177,628	5,667,964	8,107,450	4,786,277	2,443,725	1,418,375
California	29,971	31,345	32,088	2,447,840	3,050,772	1,944,134	3,843,856	5,757,759	15,301,871	20,853,360	26,776,704	14,084,405	7,969,744

[1] North Dakota and South Dakota admitted as States in 1889. Statistics for butter made on farms in 1879 obtained by consolidating data for the counties which then occupied the areas now known as North Dakota and South Dakota, respectively. The 1869 figures are for Dakota Territory.

[2] Figures for 1899 include Indian Territory; those for 1889 are for Oklahoma Territory alone; no data for earlier years.

TABLE 10.—DAIRY PRODUCTS SOLD—FARMS REPORTING, QUANTITY, AND VALUE OF

	DIVISION AND STATE	FARMS REPORTING SALES[1]				WHOLE MILK SOLD										CREAM SOLD, 1939 (BUTTERFAT CONTENT OF ALL CREAM SOLD)	
		Number		Percent of farms reporting cows milked		Farms reporting		Gallons				Value (dollars)				Number of farms reporting	Pounds of butterfat
										Percent of total milk produced				Average per gallon			
		1939	1929	1939	1929	1939	1929	1939	1929	1939	1929	1939	1929	1939	1929		
1	United States	2,630,846	2,882,858	56.4	62.5	953,898	893,431	5,375,407,901	4,455,638,767	46.7	40.3	917,084,619	1,036,650,035	0.17	0.23	1,460,383	1,090,261,486
	GEOGRAPHIC DIVISIONS:																
2	New England	59,247	75,218	66.8	78.3	47,248	54,112	347,424,090	300,149,438	81.0	72.3	80,209,028	83,460,870	0.23	0.28	5,755	5,388,491
3	Middle Atlantic	184,681	255,685	72.7	83.0	145,927	172,124	1,229,463,293	1,122,965,552	85.8	82.4	223,748,523	271,534,427	0.18	0.24	17,793	10,814,867
4	East North Central	692,766	732,509	82.7	86.7	378,360	329,511	2,077,133,709	1,672,995,817	64.5	56.1	277,349,675	348,545,805	0.13	0.21	318,403	244,766,872
5	West North Central	766,754	818,597	81.8	83.1	106,102	90,780	399,348,129	327,794,717	14.5	11.2	68,918,986	66,781,878	0.17	0.20	668,456	577,562,222
6	South Atlantic	204,613	265,103	29.3	40.9	54,213	57,233	239,798,650	192,532,848	33.8	29.9	66,881,595	57,241,671	0.28	0.30	48,732	15,968,376
7	East South Central	234,842	256,052	30.4	35.5	77,023	64,217	173,805,104	127,626,548	25.2	19.7	51,294,838	34,026,573	0.18	0.27	96,374	29,443,856
8	West South Central	289,760	289,291	38.3	39.9	62,307	47,015	205,576,023	135,674,793	21.1	16.0	45,188,891	38,798,494	0.22	0.29	187,773	89,021,163
9	Mountain	102,213	113,175	63.1	67.4	36,384	32,500	166,070,664	135,187,262	36.3	28.8	28,213,126	30,508,914	0.17	0.23	65,887	53,217,952
10	Pacific	95,970	97,228	61.4	67.9	46,334	45,939	536,788,239	440,691,792	63.7	57.9	95,279,957	105,751,403	0.18	0.24	51,210	64,077,687
	NEW ENGLAND:																
11	Maine	17,473	22,891	62.7	75.2	9,548	10,089	35,148,799	28,059,859	53.5	39.5	7,812,410	7,134,849	0.22	0.25	2,463	1,804,065
12	New Hampshire	7,082	8,930	65.4	78.9	6,056	7,064	30,781,736	29,402,588	77.4	72.3	6,951,943	7,818,216	0.23	0.27	648	387,715
13	Vermont	15,997	19,602	83.6	90.8	13,604	14,786	128,330,025	100,644,446	86.9	72.4	21,362,060	23,817,128	0.17	0.24	1,801	2,455,690
14	Massachusetts	10,218	13,262	63.4	76.8	9,845	12,453	78,336,092	73,374,940	87.5	85.9	22,794,879	22,412,845	0.29	0.31	441	404,094
15	Rhode Island	1,294	1,822	71.1	76.7	1,283	1,786	12,824,253	13,521,798	90.2	90.8	3,580,354	4,462,193	0.28	0.33	62	71,193
16	Connecticut	7,183	8,711	55.5	66.8	6,912	7,934	62,003,185	55,145,807	86.1	86.0	17,707,382	17,815,639	0.29	0.32	340	265,734
	MIDDLE ATLANTIC:																
17	New York	91,536	109,700	79.0	84.3	76,547	83,891	738,880,425	682,504,331	88.1	85.3	120,682,612	159,414,175	0.16	0.23	7,955	5,142,994
18	New Jersey	6,938	8,923	55.0	63.0	6,594	8,155	93,533,316	73,765,350	91.8	90.2	26,595,814	20,549,537	0.28	0.28	202	182,477
19	Pennsylvania	86,207	117,062	68.8	83.8	62,786	80,078	397,049,552	366,715,871	80.5	76.4	76,470,097	91,570,715	0.19	0.25	9,636	5,489,396
	EAST NORTH CENTRAL:																
20	Ohio	146,277	157,686	78.3	84.0	78,758	63,804	302,995,868	227,151,421	61.0	50.0	48,597,457	50,416,209	0.16	0.22	66,429	36,336,307
21	Indiana	122,180	132,139	79.6	84.6	56,631	51,528	179,065,577	142,720,094	51.4	43.0	27,093,015	29,621,747	0.15	0.21	66,682	36,317,646
22	Illinois	141,713	156,136	76.9	81.8	59,003	48,756	303,107,523	238,286,469	57.4	47.1	48,980,252	49,543,859	0.16	0.21	83,483	42,977,527
23	Michigan	122,528	124,035	84.2	87.7	61,385	57,492	279,634,472	221,410,539	53.4	49.2	45,824,661	45,754,747	0.16	0.21	61,331	54,935,270
24	Wisconsin	160,068	162,513	95.6	96.2	122,583	107,931	1,012,330,169	843,427,294	78.6	67.9	106,854,310	173,209,243	0.11	0.21	40,478	74,200,122
	WEST NORTH CENTRAL:																
25	Minnesota	161,619	160,643	93.2	94.3	20,634	18,011	126,963,938	95,757,058	14.7	11.6	16,676,918	18,424,612	0.13	0.19	144,027	209,327,656
26	Iowa	169,664	172,988	88.3	87.2	15,572	17,464	68,610,375	64,537,602	10.5	10.0	13,416,804	12,882,999	0.20	0.20	156,514	150,647,347
27	Missouri	132,449	149,975	61.4	68.8	36,399	23,653	98,568,322	67,005,356	29.7	18.2	16,658,636	14,191,349	0.17	0.21	93,798	37,770,638
28	North Dakota	56,100	61,178	90.7	89.2	2,226	2,464	7,439,111	8,209,838	3.6	3.6	2,154,144	1,755,702	0.29	0.21	54,206	44,735,842
29	South Dakota	51,253	61,586	84.9	86.6	3,241	2,717	11,568,972	9,590,036	7.2	4.1	2,650,865	2,212,971	0.23	0.23	48,482	34,703,175
30	Nebraska	90,581	96,977	86.7	84.0	10,149	9,482	29,607,680	29,931,614	11.7	10.2	6,125,688	6,278,427	0.21	0.21	82,023	48,813,124
31	Kansas	105,088	115,250	81.3	80.6	17,881	16,989	56,589,731	52,763,213	19.7	16.2	11,235,931	11,035,818	0.20	0.21	89,406	51,564,440
	SOUTH ATLANTIC:																
32	Delaware	2,751	3,952	49.4	62.4	2,096	2,752	11,808,096	11,435,267	77.7	77.5	2,459,764	2,975,256	0.21	0.26	121	105,884
33	Maryland	15,779	21,047	57.2	68.5	10,691	12,452	77,285,674	65,080,112	78.4	74.1	17,273,459	17,088,913	0.22	0.26	2,126	1,070,515
34	Dist. of Columbia	10	15	55.6	39.5	10	15	520,312	475,934	95.1	94.5	114,469	142,780	0.22	0.30	1	4,090
35	Virginia	56,905	68,385	42.9	53.2	11,381	10,038	49,866,287	38,539,444	32.4	26.5	12,890,972	10,315,623	0.26	0.27	19,076	6,460,612
36	West Virginia	29,665	36,970	37.2	53.1	6,548	7,355	18,349,677	16,950,635	21.9	20.2	5,220,304	4,695,908	0.28	0.28	14,379	4,587,168
37	North Carolina	45,512	56,436	25.3	37.0	11,521	9,776	26,149,569	19,791,845	18.2	16.5	8,763,774	6,544,737	0.34	0.33	6,871	1,776,160
38	South Carolina	13,637	21,518	15.5	26.1	3,781	4,835	10,404,319	7,673,489	17.7	14.6	3,495,565	2,917,150	0.34	0.38	1,255	400,920
39	Georgia	36,784	52,380	23.2	33.8	6,294	7,386	22,705,934	17,957,625	19.3	15.8	7,706,399	6,668,254	0.34	0.37	4,586	1,295,302
40	Florida	3,570	4,400	13.3	19.5	1,891	2,624	22,708,782	14,628,497	61.8	55.7	8,956,889	5,893,050	0.39	0.40	317	267,725
	EAST SOUTH CENTRAL:																
41	Kentucky	85,505	95,829	41.7	50.4	21,366	19,362	49,997,776	38,912,644	23.9	18.5	8,192,171	9,188,001	0.16	0.24	58,434	17,054,179
42	Tennessee	79,108	79,541	40.5	43.2	27,941	20,983	64,508,519	43,608,168	31.5	24.0	11,199,527	11,266,785	0.17	0.26	28,337	8,936,922
43	Alabama	36,788	43,231	20.3	24.1	7,924	8,628	19,804,560	16,759,875	15.6	13.6	5,314,940	5,974,773	0.27	0.36	3,335	1,060,987
44	Mississippi	33,441	37,451	17.4	22.4	19,792	15,244	39,494,249	28,345,861	26.3	21.7	6,588,200	7,597,014	0.17	0.27	6,268	2,391,768
	WEST SOUTH CENTRAL:																
45	Arkansas	53,625	49,614	33.4	34.3	9,890	9,061	17,292,246	13,345,255	11.5	10.4	3,880,236	3,527,932	0.22	0.26	34,686	11,166,533
46	Louisiana	8,236	9,235	7.9	11.2	3,650	3,674	22,796,995	14,735,718	29.8	25.3	6,421,857	4,763,476	0.28	0.32	1,344	496,707
47	Oklahoma	93,912	86,934	61.2	54.8	12,537	12,264	39,375,300	32,445,710	14.6	13.0	7,986,475	8,645,517	0.20	0.27	79,866	44,734,209
48	Texas	133,987	143,508	39.6	42.3	36,230	22,016	126,111,482	75,148,110	26.5	18.2	26,900,323	21,861,569	0.21	0.29	71,877	32,623,714
	MOUNTAIN:																
49	Montana	18,078	22,683	61.3	65.9	2,584	2,754	11,940,230	12,545,846	16.5	14.4	3,146,089	3,614,342	0.26	0.29	15,034	11,107,693
50	Idaho	28,770	25,987	80.6	79.1	12,654	8,052	53,526,908	26,448,962	40.8	27.2	7,558,666	5,597,898	0.14	0.20	16,996	16,731,922
51	Wyoming	7,260	7,592	61.2	63.8	1,457	1,352	8,996,533	6,900,763	27.5	21.0	1,549,071	1,847,710	0.17	0.27	5,940	3,755,626
52	Colorado	24,462	30,395	64.7	70.2	6,951	8,211	34,289,958	36,082,195	34.1	29.6	5,528,990	6,822,101	0.16	0.19	17,452	12,073,251
53	New Mexico	6,367	6,371	35.0	40.3	1,531	1,516	6,335,432	4,775,946	21.6	19.5	2,141,056	1,452,923	0.34	0.30	4,437	3,418,601
54	Arizona	2,594	2,870	37.8	47.2	1,522	1,706	14,195,876	11,984,183	58.2	57.1	3,044,709	4,210,799	0.21	0.35	941	1,404,151
55	Utah	13,467	15,916	68.1	75.2	9,330	8,543	33,703,483	32,419,605	61.5	49.8	4,404,200	6,386,023	0.13	0.20	4,178	2,869,297
56	Nevada	1,215	1,361	51.6	57.6	355	366	3,082,244	2,029,762	26.8	16.8	840,345	577,118	0.27	0.28	909	1,857,411
	PACIFIC:																
57	Washington	38,701	36,752	66.9	75.0	18,389	17,390	110,121,328	91,790,960	53.4	51.0	16,878,218	17,908,097	0.15	0.20	20,719	18,662,388
58	Oregon	30,985	29,930	66.5	72.3	9,996	10,896	59,670,957	51,785,382	39.7	38.3	11,252,885	11,016,146	0.19	0.21	22,004	20,181,280
59	California	26,284	30,546	50.8	57.8	17,949	17,653	366,995,954	297,115,450	75.6	66.7	67,148,854	76,827,160	0.18	0.26	8,487	25,234,009

[1] Milk, cream, or butter. See text discussion.

WHOLE MILK, CREAM, AND BUTTER SOLD, BY DIVISIONS AND STATES: 1939 AND 1929

CREAM SOLD, 1939 (BUTTERFAT CONTENT OF ALL CREAM SOLD)—Continued		CREAM SOLD, 1929						BUTTER SOLD										
Value (dollars)		As butterfat			Not as butterfat		Total value sold as butterfat and not as butterfat (dollars)	Farms reporting		Pounds				Value (dollars)				
												Percent of butter churned		Total		Average per pound		
Total	Average per pound	Farms reporting	Pounds of butterfat	Average value per pound (dollars)	Farms reporting	Gallons of cream		1939	1929	1939	1929	1939	1929	1939	1929	1939	1929	
265,013,045	0.24	1,556,487	1,179,905,874	0.46	68,030	15,846,164	564,934,350	389,316	643,994	76,358,236	135,045,358	17.8	24.9	19,178,090	56,056,376	0.25	0.42	1
1,661,261	0.31	8,177	11,760,568	0.53	4,473	1,106,761	8,965,955	12,493	20,484	4,626,426	9,430,679	57.0	68.8	1,381,860	4,681,781	0.30	0.50	2
2,690,098	0.25	17,247	12,546,345	0.48	4,582	1,039,153	8,192,214	32,603	63,498	9,937,596	21,439,039	53.5	64.7	2,733,635	10,169,922	0.28	0.47	3
61,128,330	0.25	381,248	283,775,371	0.47	13,358	2,998,935	137,273,007	25,885	60,007	8,625,599	19,652,937	27.8	35.7	2,311,567	8,976,437	0.27	0.46	4
140,876,119	0.24	712,877	602,874,707	0.46	19,016	4,849,733	282,872,961	26,023	56,842	5,519,104	13,014,793	9.2	13.8	1,408,089	5,655,433	0.26	0.43	5
3,618,972	0.23	40,070	17,239,515	0.43	4,728	1,254,836	9,407,865	127,214	197,096	19,745,244	30,054,979	19.8	28.4	4,483,283	11,170,459	0.23	0.37	6
6,222,095	0.21	106,838	39,172,763	0.42	5,891	1,014,586	18,068,975	84,583	111,462	11,794,526	15,279,122	11.6	14.3	2,657,532	5,108,479	0.23	0.33	7
18,782,370	0.21	160,505	71,526,162	0.40	8,587	1,370,191	30,874,144	67,330	115,732	13,228,221	22,297,614	15.2	20.4	3,402,834	8,501,097	0.26	0.38	8
12,891,131	0.24	76,996	66,410,880	0.44	4,282	1,173,310	31,003,399	8,439	12,702	1,808,309	2,875,610	14.0	18.4	495,503	1,316,564	0.27	0.46	9
17,142,669	0.27	52,529	74,599,563	0.49	3,113	1,038,659	38,275,830	4,746	6,171	1,073,211	1,000,585	11.6	13.0	303,787	476,204	0.28	0.48	10
577,301	0.32	2,949	3,168,942	0.54	1,883	444,524	2,685,423	8,544	13,103	2,916,166	5,545,351	56.9	67.7	874,847	2,706,917	0.30	0.49	11
120,192	0.31	405	427,450	0.54	868	159,885	646,706	1,480	2,847	508,743	1,252,225	55.7	70.8	147,535	632,172	0.29	0.50	12
736,707	0.30	4,411	7,746,716	0.53	502	153,479	4,448,505	1,527	2,289	921,125	1,776,781	73.3	80.2	276,338	916,587	0.30	0.52	13
125,270	0.31	293	310,014	0.50	736	191,371	681,325	515	1,159	173,558	502,343	41.8	61.4	52,069	253,713	0.30	0.51	14
22,071	0.31	9	9,596	0.50	93	23,325	72,030	38	96	8,864	22,821	25.9	42.9	2,659	11,105	0.30	0.49	15
79,720	0.30	110	97,850	0.50	391	134,177	431,966	389	990	97,970	329,158	26.9	50.1	28,412	161,287	0.29	0.49	16
1,257,379	0.24	8,915	6,202,489	0.48	2,100	506,933	4,126,450	13,184	24,759	4,205,127	9,135,130	55.0	65.3	1,184,453	4,550,430	0.28	0.50	17
56,566	0.31	35	23,656	0.50	121	62,154	167,085	444	1,059	105,767	249,023	29.3	43.0	31,085	124,495	0.29	0.50	18
1,376,153	0.25	8,297	6,320,200	0.48	2,361	470,066	3,898,679	18,975	37,680	5,626,702	12,054,886	53.3	65.0	1,518,097	5,494,997	0.27	0.46	19
8,458,512	0.23	84,375	45,682,890	0.45	2,406	532,330	21,485,942	8,447	17,509	2,650,667	6,038,190	30.1	41.6	712,221	2,781,568	0.27	0.46	20
8,231,891	0.23	77,565	41,255,624	0.45	2,191	430,273	19,209,470	3,794	8,520	1,138,534	2,987,343	24.1	34.1	306,511	1,342,549	0.27	0.45	21
9,841,651	0.23	99,417	50,631,156	0.44	4,034	711,804	23,376,285	6,249	17,122	1,866,490	4,984,870	20.8	30.6	498,797	2,203,529	0.27	0.44	22
13,746,835	0.25	61,843	46,713,496	0.47	3,138	765,176	23,121,371	6,315	13,959	2,233,228	4,717,937	32.3	38.0	597,036	2,223,678	0.27	0.47	23
20,849,441	0.28	58,048	99,492,205	0.49	1,589	559,352	50,079,939	1,080	2,897	736,680	924,597	43.8	30.7	197,002	425,113	0.27	0.46	24
55,136,330	0.26	143,733	198,797,718	0.48	3,136	1,121,565	97,736,163	1,699	5,079	706,678	1,153,398	13.1	11.3	188,009	527,079	0.27	0.46	25
38,330,300	0.25	153,961	140,520,819	0.47	4,254	1,126,878	67,679,873	2,283	8,240	724,618	2,317,851	11.0	15.8	189,606	1,033,754	0.26	0.45	26
8,280,439	0.22	118,984	55,672,669	0.43	3,005	549,830	24,676,046	10,268	16,989	1,769,298	3,492,304	11.4	16.6	448,495	1,466,866	0.25	0.42	27
9,971,141	0.22	57,103	47,519,470	0.44	1,881	468,446	21,541,963	3,329	6,885	597,602	1,482,449	6.2	11.1	145,654	647,174	0.24	0.44	28
7,681,295	0.22	58,476	50,438,485	0.44	1,302	344,911	22,580,506	1,776	2,718	390,538	710,031	7.0	7.6	98,321	320,683	0.25	0.45	29
10,553,379	0.22	85,138	52,792,294	0.43	2,587	592,401	23,437,768	2,919	6,773	606,734	1,622,838	6.5	12.4	155,243	683,894	0.26	0.42	30
10,928,235	0.21	96,482	57,133,252	0.42	2,851	645,702	25,220,642	3,749	10,158	723,636	2,235,922	8.7	17.4	182,761	975,983	0.25	0.44	31
27,034	0.26	69	32,883	0.47	38	6,517	28,734	642	1,258	120,522	277,705	43.5	57.9	32,810	130,882	0.27	0.47	32
249,880	0.23	1,192	811,812	0.45	457	192,004	674,661	4,169	8,796	1,083,206	2,173,009	50.0	59.9	268,226	952,303	0.25	0.44	33
982	0.24	------	----------	----------	1	720	1,224	2	2	4,670	2,132	92.7	71.4	1,308	938	0.28	0.44	34
1,419,905	0.22	13,367	6,698,479	0.42	1,239	483,530	3,559,425	32,235	50,830	4,356,836	6,860,348	21.4	29.9	922,132	2,387,370	0.21	0.35	35
1,047,554	0.23	9,423	4,061,031	0.45	826	137,289	2,038,447	12,943	25,343	2,007,830	4,313,712	19.7	34.0	471,872	1,704,351	0.24	0.40	36
408,146	0.23	6,832	2,003,412	0.41	893	145,096	1,069,482	33,375	46,205	5,092,310	6,737,669	18.3	25.8	1,174,894	2,467,594	0.23	0.37	37
89,444	0.22	1,280	481,662	0.42	450	60,498	304,693	11,218	18,806	1,889,987	2,631,179	16.8	22.8	469,749	996,888	0.25	0.38	38
292,707	0.23	7,617	3,043,141	0.42	626	158,934	1,537,515	30,438	43,242	4,832,757	6,679,114	18.8	25.0	1,036,678	2,354,278	0.21	0.35	39
83,320	0.31	290	107,095	0.46	198	70,248	193,684	2,192	2,614	357,146	380,111	18.8	21.3	105,614	175,255	0.30	0.46	40
3,506,020	0.21	62,258	22,636,231	0.43	3,042	513,325	10,393,417	13,091	21,808	1,874,936	3,355,642	9.4	14.7	439,873	1,238,265	0.23	0.37	41
1,922,862	0.22	26,685	10,119,699	0.42	1,622	233,580	4,593,632	31,273	40,540	4,638,029	5,899,934	16.8	20.1	1,029,194	1,828,645	0.22	0.31	42
232,772	0.22	4,005	1,808,392	0.42	571	157,976	1,008,235	29,570	36,078	3,715,966	4,302,466	12.3	13.1	791,304	1,395,752	0.21	0.32	43
560,441	0.23	13,890	4,608,441	0.42	656	109,705	2,073,691	10,649	13,036	1,565,595	1,721,080	6.6	7.9	397,161	645,817	0.25	0.38	44
2,323,379	0.21	26,119	8,964,934	0.42	1,395	194,323	3,993,392	15,272	21,326	2,117,726	2,959,557	9.3	12.3	531,763	1,094,799	0.25	0.37	45
109,347	0.22	1,814	715,166	0.40	327	49,278	359,422	4,406	5,339	634,729	712,692	10.0	12.3	164,561	288,965	0.26	0.41	46
9,394,185	0.21	63,781	33,145,029	0.41	2,498	462,869	14,172,450	7,571	19,270	1,563,247	3,990,753	10.6	18.4	400,530	1,667,377	0.26	0.42	47
6,955,459	0.21	68,791	28,701,033	0.40	4,366	663,721	12,348,880	40,081	69,797	8,912,519	14,634,612	20.6	25.2	2,305,980	5,449,956	0.26	0.37	48
2,609,017	0.23	17,973	13,868,373	0.43	1,414	392,988	6,596,791	2,468	4,003	594,953	861,408	17.5	19.1	159,785	387,540	0.27	0.45	49
4,376,344	0.26	18,320	17,416,690	0.46	769	216,818	8,348,733	853	1,665	217,210	405,138	10.8	16.5	60,982	189,625	0.28	0.47	50
882,671	0.24	6,063	4,886,289	0.45	355	85,001	2,334,514	636	677	162,026	185,166	12.7	13.7	43,932	85,818	0.27	0.46	51
2,613,024	0.22	21,556	17,208,287	0.42	1,022	259,768	7,525,467	1,989	2,663	382,700	582,962	12.8	16.3	102,378	258,996	0.27	0.44	52
758,173	0.22	4,124	3,018,601	0.41	212	93,400	1,388,905	1,135	1,389	203,480	298,807	14.1	22.6	56,257	141,028	0.28	0.47	53
374,876	0.27	988	1,306,077	0.45	133	32,758	656,525	512	660	92,457	139,570	17.0	27.3	26,552	66,072	0.29	0.47	54
757,399	0.26	6,967	6,049,420	0.45	304	59,413	2,802,453	791	1,546	138,149	372,013	12.0	21.2	40,445	172,439	0.29	0.46	55
519,627	0.28	1,005	2,657,143	0.49	73	33,164	1,350,011	55	99	17,334	30,546	11.5	17.4	5,172	15,046	0.30	0.49	56
4,725,041	0.25	19,418	19,595,087	0.48	1,401	334,759	10,015,985	2,298	3,171	424,964	496,393	10.2	15.5	118,754	233,306	0.28	0.47	57
5,107,639	0.25	20,081	19,956,891	0.47	907	232,475	9,815,824	1,101	1,452	203,617	211,981	7.7	8.4	57,903	101,168	0.28	0.48	58
7,309,989	0.29	13,030	35,047,585	0.50	805	471,425	18,444,021	1,347	1,548	444,630	292,211	18.2	15.0	127,130	141,730	0.29	0.49	59

TABLE 11.—DAIRY PRODUCTS SOLD—QUANTITY OF WHOLE MILK SOLD, 1869 TO 1939; QUANTITY OF

(Data for cream sold

	DIVISION AND STATE	WHOLE MILK SOLD (GALLONS)								Percent of milk produced					
		1939	1929	1924[1]	1919	1909	1899	1879	1869	1939	1929	1924	1919	1909	1899
1	United States	5,375,407,901	4,455,638,767	2,666,611,999	2,529,331,413	1,937,255,864	2,134,830,207	530,129,755	235,500,599	46.7	40.3	29.0	32.4	25.9	29.4
	GEOGRAPHIC DIVISIONS:														
2	New England	347,424,090	300,149,438	205,539,848	208,464,058	175,209,759	214,279,534	61,771,013	31,044,175	81.0	72.3	51.0	54.1	43.7	43.7
3	Middle Atlantic	1,229,463,293	1,122,985,552	883,181,342	879,984,088	750,556,634	667,199,558	283,978,856	155,560,971	85.8	82.4	69.8	70.5	59.0	49.8
4	East North Central	2,077,133,709	1,672,995,817	920,994,131	948,491,089	661,302,433	615,740,302	132,000,346	36,807,099	64.5	56.1	35.2	42.2	33.4	31.9
5	West North Central	399,348,129	327,794,717	167,103,255	129,303,194	144,537,918	439,066,021	28,044,173	2,048,355	14.5	11.2	7.3	7.5	8.3	26.1
6	South Atlantic	239,798,650	192,532,848	120,956,254	81,264,102	45,378,866	44,521,955	9,446,511	3,187,589	33.8	29.9	21.3	15.7	8.8	9.0
7	East South Central	173,805,104	127,626,548	47,540,610	32,803,250	22,593,214	19,610,329	4,214,883	1,883,274	25.2	19.7	9.5	7.1	4.8	3.9
8	West South Central	205,576,023	135,674,793	64,553,220	36,808,346	21,070,626	19,870,589	1,869,905	928,049	21.1	16.0	11.0	8.0	4.0	4.2
9	Mountain	166,070,664	135,187,262	54,858,102	47,821,325	31,108,665	32,795,581	996,647	221,639	36.3	28.8	15.1	18.4	17.8	29.8
10	Pacific	536,788,259	440,691,792	201,885,237	164,391,961	85,497,749	81,746,338	12,807,421	3,821,448	63.7	57.9	32.4	32.2	21.8	32.4
	NEW ENGLAND:														
11	Maine	35,148,799	28,059,859	18,288,780	28,190,733	12,784,866	15,979,003	3,720,783	1,374,091	53.5	39.5	25.8	36.3	18.3	16.0
12	New Hampshire	30,781,736	29,402,588	21,026,575	28,043,256	21,132,268	28,988,306	5,739,128	2,352,884	77.4	72.3	55.1	54.1	47.5	47.7
13	Vermont	128,330,025	100,644,446	40,356,641	55,319,390	33,998,934	57,586,012	6,526,550	3,835,840	86.9	72.4	31.5	45.3	27.7	40.5
14	Massachusetts	76,336,092	73,374,940	65,848,748	55,676,858	64,496,692	68,180,759	29,662,953	15,284,057	87.5	85.9	76.1	73.0	71.3	64.6
15	Rhode Island	12,824,253	13,521,798	11,392,075	9,313,548	8,796,847	9,685,988	3,831,706	1,944,044	90.2	90.8	84.4	77.0	72.2	74.9
16	Connecticut	62,003,185	55,145,807	48,627,029	36,920,273	34,000,152	33,879,466	12,289,893	6,253,259	86.1	86.0	74.1	67.3	56.8	49.1
	MIDDLE ATLANTIC:														
17	New York	738,880,425	682,504,331	552,804,111	573,161,952	524,279,725	445,427,888	231,965,533	135,775,919	88.1	85.3	74.5	75.8	66.9	57.6
18	New Jersey	93,533,316	73,765,350	60,908,267	56,377,196	56,856,550	50,726,011	15,472,783	5,373,323	91.8	90.2	79.9	80.0	70.5	65.3
19	Pennsylvania	397,049,552	366,715,871	269,468,964	250,444,940	169,420,361	171,045,659	36,540,540	14,411,729	80.5	76.4	60.4	59.4	41.1	35.1
	EAST NORTH CENTRAL:														
20	Ohio	302,995,968	227,151,421	159,815,746	139,063,960	99,430,948	84,543,703	46,801,537	22,275,344	61.0	50.0	37.5	35.1	27.5	19.9
21	Indiana	179,065,577	142,720,094	66,061,653	45,167,166	32,562,414	36,562,105	6,723,840	936,983	51.4	43.0	24.4	18.9	15.0	13.9
22	Illinois	303,107,523	238,286,469	196,557,169	159,578,765	158,031,333	186,549,335	45,419,719	9,258,545	57.4	47.1	45.2	43.1	39.9	40.8
23	Michigan	279,634,472	221,410,539	144,910,955	130,864,366	74,025,769	55,635,108	7,898,273	2,277,122	53.4	49.2	34.2	34.2	21.0	18.0
24	Wisconsin	1,012,330,169	843,427,294	353,648,608	473,816,832	297,251,969	252,450,051	25,156,977	2,059,105	76.6	67.9	33.4	55.2	44.5	53.5
	WEST NORTH CENTRAL:														
25	Minnesota	126,963,938	95,757,058	50,828,940	43,151,896	53,181,785	103,768,172	1,504,407	208,130	14.7	11.6	7.7	9.1	13.0	34.1
26	Iowa	68,610,375	64,537,602	35,378,913	31,355,659	55,241,511	214,338,442	15,965,612	688,800	10.5	10.0	6.9	8.7	11.3	40.0
27	Missouri	98,568,322	67,005,356	30,297,484	17,900,545	15,733,185	25,954,163	3,173,017	857,704	29.7	18.2	11.1	7.8	7.1	10.1
28	North Dakota[2]	7,439,111	8,209,858	3,038,394	3,047,096	1,644,150	3,177,971	11,565	———	3.6	3.6	1.5	2.2	1.6	6.5
29	South Dakota[2]	11,568,972	9,590,036	5,145,089	2,697,554	2,385,781	20,395,625	403,554	———	7.2	4.1	3.0	2.2	2.0	20.8
30	Nebraska	29,607,680	29,931,614	13,875,829	10,181,597	6,500,380	23,492,560	625,783	95,059	11.7	10.2	7.0	6.1	3.3	12.3
31	Kansas	56,589,731	52,763,213	28,538,606	20,968,847	9,851,126	47,939,088	1,360,235	196,662	19.7	16.2	11.3	9.5	4.5	19.6
	SOUTH ATLANTIC:														
32	Delaware	11,808,096	11,435,267	8,551,531	6,876,251	4,425,909	4,988,462	1,132,434	758,603	77.7	77.5	65.6	60.6	40.4	39.3
33	Maryland	77,285,674	65,080,112	42,982,724	29,842,910	19,424,325	20,654,446	4,722,944	1,520,101	78.4	74.1	58.1	50.8	32.5	32.3
34	Dist. of Columbia	520,312	475,934	438,783	129,170	339,345	661,355	496,789	126,077	95.1	94.5	91.3	25.2	55.5	77.8
35	Virginia	49,866,287	38,539,444	24,240,781	17,009,435	8,577,893	8,889,183	1,224,469	266,812	32.4	26.5	19.0	15.3	8.2	6.6
36	West Virginia	18,349,677	16,950,635	10,425,163	6,778,970	4,050,741	3,391,523	750,279	144,895	21.9	20.2	13.6	9.2	5.4	4.0
37	North Carolina	26,149,569	19,791,845	11,221,900	7,060,063	2,380,029	1,826,631	446,798	17,145	18.2	16.5	10.4	7.4	2.5	2.0
38	South Carolina	10,404,319	7,673,489	3,214,479	2,870,607	919,745	1,186,045	257,186	241,815	17.7	14.6	6.4	5.4	1.8	2.7
39	Georgia	22,705,934	17,957,625	11,309,536	7,389,966	3,872,098	3,920,412	374,645	109,139	19.3	15.8	11.4	7.3	3.9	4.8
40	Florida	22,708,782	14,628,497	8,571,357	5,306,730	1,388,781	1,003,918	40,967	3,002	61.8	55.7	44.5	27.2	11.1	10.4
	EAST SOUTH CENTRAL:														
41	Kentucky	49,997,776	38,912,644	17,495,212	12,469,133	10,415,482	8,932,259	2,513,209	1,345,779	23.9	18.5	10.5	8.5	7.4	5.6
42	Tennessee	64,508,519	43,608,168	15,590,822	9,831,349	6,814,209	5,549,194	1,006,795	415,786	31.5	24.0	10.5	7.5	5.3	3.8
43	Alabama	19,804,560	16,759,875	7,128,429	6,408,962	3,397,426	3,087,433	267,387	104,657	15.6	13.6	7.5	6.8	3.5	3.2
44	Mississippi	39,494,249	28,345,861	7,326,147	4,093,806	1,986,097	2,041,443	427,492	17,052	26.3	21.7	8.2	4.6	2.0	2.1
	WEST SOUTH CENTRAL:														
45	Arkansas	17,292,246	13,345,255	5,757,778	4,332,116	3,952,322	4,238,852	316,858	31,350	11.5	10.4	5.8	4.9	4.0	3.9
46	Louisiana	22,796,995	14,735,718	10,934,828	5,334,031	4,501,119	4,356,979	256,241	833,928	29.8	25.3	28.9	16.2	9.3	11.1
47	Oklahoma[3]	39,375,300	32,445,710	12,358,321	7,781,754	3,626,217	3,183,553	———	———	14.6	13.0	7.0	5.7	2.7	4.3
48	Texas	126,111,482	75,148,110	35,502,293	19,360,445	8,990,968	8,091,205	1,296,806	62,771	26.5	18.2	12.9	9.5	3.7	3.2
	MOUNTAIN:														
49	Montana	11,940,230	12,545,846	6,175,063	5,101,542	3,584,689	3,162,568	41,165	105,186	16.5	14.4	8.4	10.0	13.6	20.1
50	Idaho	53,526,908	28,448,962	8,804,739	6,302,891	2,060,111	2,789,638	15,627	11,250	40.8	27.2	11.2	12.0	6.6	18.4
51	Wyoming	8,996,533	6,900,763	2,112,486	2,144,590	1,377,607	698,490	75,343	4,980	27.5	21.0	8.7	14.7	14.1	13.6
52	Colorado	34,289,958	36,082,195	17,703,304	16,086,983	10,037,067	13,170,810	506,706	19,520	34.1	29.6	18.3	20.2	19.4	34.3
53	New Mexico	6,335,432	4,775,946	3,986,956	1,626,479	1,036,922	633,638	10,036	813	21.6	19.5	21.0	12.8	9.5	21.1
54	Arizona	14,195,876	11,984,183	6,834,784	6,707,170	3,347,723	1,022,472	42,618	4,800	58.2	57.1	37.1	46.7	29.8	33.5
55	Utah	33,703,483	32,419,605	7,506,524	9,051,137	8,471,713	9,964,903	155,263	11,240	61.5	49.8	18.4	30.8	32.2	39.7
56	Nevada	3,082,244	2,029,762	1,734,246	800,533	1,192,833	1,353,062	149,889	63,850	26.8	16.8	15.1	12.7	18.2	30.4
	PACIFIC:														
57	Washington	110,121,328	91,790,960	45,819,308	63,575,339	25,524,209	14,897,273	226,703	21,060	53.4	51.0	27.0	45.2	27.7	29.7
58	Oregon	59,670,957	51,785,382	25,598,001	22,878,290	14,640,108	10,308,119	227,540	107,367	39.7	38.3	22.8	24.6	20.3	21.2
59	California	366,995,954	297,115,450	130,467,928	77,938,332	45,333,432	58,540,946	12,353,178	3,693,021	75.6	66.7	38.3	28.2	19.8	36.8

[1] Whole milk sold (not on a butterfat basis).

[2] North Dakota and South Dakota admitted as States in 1889. Figures for 1879 obtained by consolidating data for the counties which then occupied the areas now known as North Dakota and South Dakota, respectively.

[3] Figures for 1899 include Indian Territory.

CREAM SOLD, 1899 TO 1929; AND QUANTITY OF BUTTER SOLD, 1899 TO 1939; BY DIVISIONS AND STATES

in 1939 in table 10)

CREAM SOLD AS BUTTERFAT (POUNDS OF BUTTERFAT)				CREAM SOLD NOT AS BUTTERFAT (GALLONS)					BUTTER SOLD (POUNDS)					
1929	1924	1919	1909	1929	1924	1919	1909	1899	1939	1929	1919	1909	1899	
1,179,905,874	1,061,082,363	532,244,072	305,662,587	15,846,164	45,735,694	82,247,580	54,933,583	20,768,862	76,358,236	135,045,358	207,859,564	415,080,489	518,042,767	1
11,760,568	32,824,811	17,571,096	14,599,430	1,106,761	1,790,981	2,487,936	4,469,060	9,259,207	4,626,426	9,430,679	14,670,830	29,528,001	38,854,031	2
12,646,345	36,014,220	12,490,752	44,023,628	1,039,153	1,819,720	3,116,194	2,446,696	1,183,298	9,937,596	21,439,039	41,855,538	57,828,247	106,919,914	3
283,775,371	368,344,794	187,178,213	85,099,734	2,998,935	12,550,500	27,654,771	15,272,040	3,200,925	8,625,599	19,652,937	42,377,384	135,159,149	162,381,475	4
602,874,707	424,377,361	214,581,923	123,176,904	4,849,733	15,779,470	31,949,388	22,599,643	6,078,898	5,519,104	13,014,793	26,883,728	88,186,732	122,614,081	5
17,239,515	8,519,976	3,365,410	505,904	1,254,836	1,738,000	1,417,055	1,027,441	269,012	19,745,244	30,054,979	32,495,022	33,888,871	24,432,566	6
39,172,783	18,702,691	8,548,193	217,860	1,014,586	2,569,078	2,616,454	368,959	153,581	11,794,526	15,279,122	19,418,492	22,688,468	16,500,683	7
71,526,162	23,508,283	12,431,547	4,465,810	1,370,191	2,813,404	3,243,867	1,064,000	67,216	13,228,221	22,297,614	16,421,394	24,321,179	15,745,423	8
66,410,880	52,809,076	17,884,633	4,799,182	1,173,310	3,079,985	3,952,032	1,549,881	185,136	1,808,309	2,875,610	7,196,857	7,635,775	7,092,465	9
74,599,563	96,161,151	58,192,305	28,774,135	1,038,659	3,594,556	5,809,885	6,135,863	371,409	1,073,211	1,000,585	4,540,319	15,844,067	23,502,129	10
3,168,942	5,265,675	2,705,560	4,060,344	444,524	698,396	742,813	737,706	2,810,733	2,916,166	5,545,351	6,945,411	8,389,817	11,030,091	11
427,450	1,315,383	758,782	566,229	159,885	241,832	264,635	380,944	552,916	508,743	1,252,225	2,272,752	3,510,593	4,548,617	12
7,746,716	24,802,339	13,072,731	7,756,395	153,479	379,698	928,843	2,353,686	1,591,237	921,125	1,778,781	2,954,634	12,892,124	15,822,671	13
310,014	1,057,097	506,851	1,148,019	191,371	267,986	310,918	501,876	2,315,745	173,558	502,343	1,282,887	2,220,311	3,684,696	14
9,596	7,501	15,524	5,347	23,325	16,325	30,022	42,421	95,321	8,864	22,821	81,150	177,322	314,737	15
97,850	376,816	511,648	1,063,096	134,177	186,744	210,705	452,427	1,893,255	97,970	329,158	1,133,996	2,337,834	3,453,219	16
6,202,489	19,451,054	6,298,760	36,249,617	506,933	916,439	1,815,983	1,207,174	609,866	4,205,127	9,135,130	15,455,725	12,630,113	51,861,592	17
23,656	1,214,990	61,579	249,557	62,154	37,176	51,114	79,485	35,987	105,767	249,023	674,267	2,003,029	3,748,489	18
6,320,200	15,348,176	6,130,413	7,524,454	470,066	866,105	1,249,097	1,160,037	537,445	5,626,702	12,054,886	25,725,546	43,195,105	51,309,833	19
45,682,890	45,765,740	29,828,000	7,563,527	532,330	2,937,236	7,658,715	2,191,997	429,143	2,650,667	6,038,190	14,116,447	39,252,326	47,118,140	20
41,255,624	39,051,637	25,922,440	6,361,831	430,273	2,307,388	5,907,414	1,347,660	341,510	1,138,534	2,987,343	6,438,298	24,715,894	27,600,771	21
50,631,156	32,521,831	17,052,544	4,637,745	711,804	3,423,039	5,626,433	2,104,352	560,532	1,866,490	4,984,870	8,734,470	24,442,251	26,395,166	22
46,713,496	51,567,824	31,647,906	18,287,691	765,176	1,717,211	4,459,626	2,485,061	231,139	2,233,228	4,717,937	10,154,869	30,010,783	34,335,641	23
99,492,205	198,437,762	82,727,323	48,248,940	559,352	2,165,626	4,002,583	7,142,970	1,638,601	736,680	924,597	2,933,300	16,737,895	26,931,757	24
198,797,718	156,397,756	82,412,061	40,414,151	1,121,565	2,432,860	5,888,538	5,756,165	1,205,845	706,678	1,153,398	4,392,185	18,016,409	22,376,084	25
140,520,819	98,687,719	45,411,147	42,917,696	1,126,878	4,593,103	6,784,753	8,062,449	3,323,073	724,618	2,317,851	6,463,846	17,917,387	33,266,912	26
55,672,669	31,743,518	14,853,783	4,927,383	549,830	2,687,383	4,836,763	1,399,989	248,542	1,769,298	3,492,304	7,022,562	14,646,771	14,298,011	27
47,519,470	33,258,971	14,607,548	2,185,377	468,446	988,219	3,098,421	834,103	23,095	597,602	1,482,449	2,898,998	7,019,169	3,551,805	28
50,438,485	33,746,807	13,615,085	5,776,689	344,911	1,214,416	2,841,406	2,232,961	57,910	390,538	710,031	1,493,800	5,941,092	10,421,214	29
52,792,294	31,243,257	17,621,330	12,371,699	592,401	1,719,078	3,631,494	1,952,908	885,056	606,754	1,622,838	2,338,491	11,652,068	18,236,897	30
57,133,252	39,299,333	26,060,969	14,583,909	645,702	2,144,411	4,868,013	2,361,068	335,377	723,636	2,235,922	4,273,846	12,993,836	20,463,158	31
32,883	181,463	76,232	18,149	6,517	23,851	34,252	25,809	14,717	120,522	277,705	675,359	1,024,945	1,075,921	32
811,812	1,891,383	448,266	343,148	192,004	245,581	311,436	455,496	135,169	1,083,206	2,173,008	3,925,042	5,682,228	5,828,684	33
----------	----------	50	----------	720	1,080	25	----------	100	4,670	2,132	81	1,800	803	34
6,698,479	2,910,576	1,163,064	97,558	483,530	601,096	556,583	302,217	59,838	4,356,836	6,860,348	8,007,298	7,983,430	5,238,202	35
4,061,031	1,282,066	581,519	8,421	137,289	243,304	292,106	104,698	38,855	2,007,830	4,313,712	7,155,413	7,077,664	5,520,784	36
2,003,412	974,793	729,419	9,224	145,096	169,057	100,933	21,529	4,525	5,092,310	6,737,669	5,819,193	5,670,590	2,782,905	37
481,662	325,746	98,606	10,023	60,498	84,320	18,155	11,282	4,796	1,889,987	2,631,179	1,956,001	1,752,209	1,103,637	38
3,043,141	906,061	240,456	17,286	158,934	347,401	86,908	97,564	9,585	4,832,737	6,679,114	4,728,372	4,385,354	2,542,127	39
107,095	47,886	27,798	2,095	70,248	22,310	16,657	9,048	1,427	357,146	380,111	228,263	310,651	339,503	40
22,636,231	9,619,210	4,238,228	154,427	515,325	1,332,229	1,581,285	159,016	95,671	1,874,936	3,355,642	5,917,916	8,421,827	5,873,883	41
10,119,699	5,209,089	1,862,519	32,345	233,580	698,253	490,112	145,976	22,566	4,638,029	5,899,934	8,468,929	9,009,307	5,192,022	42
1,808,392	966,677	582,858	21,744	157,976	194,705	150,474	28,385	27,133	3,715,966	4,302,466	3,160,572	2,805,021	2,780,075	43
4,608,441	2,907,715	1,864,593	9,344	109,705	343,891	394,583	35,582	8,191	1,565,595	1,721,080	1,871,075	2,452,313	2,654,703	44
8,964,934	2,072,637	897,812	74,607	194,323	416,155	234,791	53,302	6,008	2,117,726	2,959,557	3,182,328	3,694,311	3,797,646	45
715,166	76,027	72,455	7,073	49,278	33,797	19,459	32,433	3,853	634,729	712,692	471,596	1,019,420	564,250	46
33,145,029	16,310,590	8,557,831	3,137,112	462,869	1,476,209	2,338,859	526,193	10,949	1,563,247	3,990,753	3,820,173	7,465,824	3,454,881	47
28,701,053	5,049,029	3,103,449	1,247,018	663,721	887,243	650,758	452,072	46,406	8,912,519	14,634,612	8,947,297	12,141,624	7,928,646	48
13,868,373	9,885,641	2,909,284	652,097	392,988	788,876	926,842	274,979	32,863	594,953	861,408	2,062,541	1,234,263	1,204,359	49
17,416,690	14,489,694	4,951,818	1,191,867	216,818	473,572	780,310	319,542	5,665	217,210	405,138	1,381,995	1,417,665	987,133	50
4,886,289	3,524,476	1,005,907	67,303	85,001	202,249	204,273	46,680	1,437	162,026	185,166	395,135	461,952	364,091	51
17,208,287	14,081,351	5,804,055	1,087,681	259,768	851,437	1,381,758	440,257	132,297	382,700	582,962	1,739,147	2,914,143	2,756,798	52
3,018,601	1,218,835	682,973	11,248	93,400	238,964	198,098	9,679	3,246	203,480	298,807	332,002	410,634	116,816	53
1,306,077	1,728,488	762,599	665,850	32,758	109,818	92,089	37,744	5,643	92,457	139,570	193,597	120,951	208,974	54
6,049,420	5,650,760	1,049,559	914,133	59,413	287,598	291,659	270,225	3,312	138,149	372,013	1,040,581	919,581	1,125,377	55
2,657,143	2,029,851	718,438	209,003	33,164	127,471	77,003	150,775	673	17,334	30,546	51,859	156,588	328,937	56
19,595,087	27,216,675	9,738,094	4,386,283	334,759	810,507	1,586,806	1,911,261	145,555	424,964	496,393	2,012,530	3,112,326	4,172,820	57
19,956,891	18,990,419	10,835,785	5,211,133	232,475	647,090	1,106,341	827,541	154,549	203,617	211,981	1,145,803	2,446,158	4,092,642	58
35,047,585	49,954,059	37,618,426	19,176,719	471,425	2,136,959	3,116,736	3,397,061	71,305	444,630	292,211	1,381,986	10,285,585	15,236,667	59

TABLE 12.—CLASSIFICATION BY NUMBER OF COWS MILKED—FARMS REPORTING, NUMBER OF COWS MILKED, AND MILK MAINLY FOR MILK PRODUCTION,

	DIVISION AND STATE AND NUMBER OF COWS MILKED	COWS AND HEIFERS MILKED								MILK PRODUCED (GALLONS)				BUTTER CHURNED, 1939			
		Farms reporting				Number						Percent distribution		Farms reporting		Pounds	
		1939	1929	Percent distribution		1939	1929	Percent distribution		1939	1929			Number	Percent distribution	Number	Percent distribution
				1939	1929			1939	1929			1939	1929				
	UNITED STATES																
1	Total	4,663,431	4,615,529	100.0	100.0	21,936,556	21,124,221	100.0	100.0	11,508,243,769	11,052,023,357	100.0	100.0	2,930,152	100.0	428,692,339	100.0
2	No cows milked																
3	1 cow	1,432,274	2,274,862	30.7	49.3	1,432,274	3,177,427	6.5	15.0	641,539,934	1,373,791,674	5.6	12.4	1,105,195	37.7	123,241,879	28.7
4	2 cows	926,332		19.9		1,852,684		8.4		728,333,300		6.3		721,058	24.6	109,339,726	25.5
5	3 cows	441,731		9.5		1,325,193		6.0		531,639,983		4.6		311,076	10.6	49,962,832	11.7
6	4 cows	347,954	1,781,581	7.5	38.6	1,391,816	9,051,228	6.3	42.8	587,540,271	4,347,027,444	5.1	39.3	219,500	7.5	35,410,174	8.3
7	5 to 9 cows	922,486		19.8		6,048,437		27.6		2,905,919,650		25.8		442,864	15.1	75,511,053	17.6
8	10 to 14 cows	336,249	454,096	7.2	9.8	3,870,183	5,803,277	17.6	27.5	2,156,433,693	3,331,218,259	18.7	30.1	91,774	3.1	20,077,755	4.7
9	15 to 19 cows	131,091		2.8		2,161,838		9.9		1,325,505,381		11.5		21,372	0.7	5,875,042	1.4
10	20 to 29 cows	84,706	73,263	1.8	1.6	1,934,607	1,665,224	8.8	7.9	1,255,739,267	1,040,657,986	10.9	9.4	11,686	0.4	4,224,959	1.0
11	30 to 49 cows	30,520	24,307	0.7	0.5	1,080,887	855,943	4.9	4.1	736,551,473	556,735,852	6.4	5.0	4,290	0.1	2,475,899	0.6
12	50 to 74 cows	6,363	4,935	0.1	0.1	367,055	283,387	1.7	1.3	265,568,936	192,954,086	2.3	1.7	870	(2)	1,041,990	0.2
13	75 to 99 cows	1,728	1,276	(2)	(2)	144,264	105,559	0.7	0.5	111,554,403	75,323,332	1.0	0.7	238	(2)	570,969	0.1
14	100 to 199 cows	1,633	1,044	(2)	(2)	205,984	130,279	0.9	0.6	159,762,987	91,124,465	1.4	0.8	182	(2)	751,745	0.2
15	200 cows and over	364	165	(2)	(2)	121,354	51,897	0.6	0.2	102,154,491	43,190,249	0.9	0.4	47	(2)	208,336	(2)
	GEOGRAPHIC DIVISIONS																
	NEW ENGLAND:																
16	Total	88,688	96,020	100.0	100.0	703,165	708,218	100.0	100.0	429,028,356	415,303,967	100.0	100.0	30,333	100.0	8,111,043	100.0
17	No cows milked																
18	1 cow	22,962	35,081	25.9	36.5	22,962	50,166	3.3	7.1	11,676,478	25,293,715	2.7	6.1	9,563	31.5	1,015,311	12.5
19	2 cows	14,440		16.3		28,880		4.1		13,654,063		3.2		8,347	27.5	1,522,166	18.8
20	3 cows	6,557		7.4		19,671		2.8		9,263,196		2.2		4,003	13.2	1,082,174	13.3
21	4 cows	4,526	35,578	5.1	37.1	18,104	189,697	2.6	26.8	8,967,742	105,119,302	2.1	25.3	2,503	8.3	937,400	11.6
22	5 to 9 cows	14,315		16.1		97,124		13.8		53,905,978		12.6		3,970	13.1	2,137,123	26.3
23	10 to 14 cows	9,964	17,253	11.2	18.0	116,567	230,087	16.6	32.5	70,258,228	138,688,175	16.4	33.4	1,052	3.5	758,874	9.4
24	15 to 19 cows	6,207		7.0		103,132		14.7		64,602,806		15.1		430	1.4	273,037	3.4
25	20 to 29 cows	6,092	5,365	6.9	5.6	141,644	123,943	20.1	17.5	90,003,427	74,743,193	21.0	18.0	311	1.0	238,015	2.9
26	30 to 49 cows	2,922	2,215	3.3	2.3	104,359	78,219	14.8	11.0	68,871,413	47,802,588	16.1	11.5	120	0.4	115,749	1.4
27	50 to 74 cows	506	404	0.6	0.4	29,071	23,059	4.1	3.3	20,670,374	14,710,140	4.8	3.5	23	0.1	13,234	0.2
28	75 to 99 cows	108	71	0.1	0.1	8,938	5,843	1.3	0.8	7,067,010	4,115,875	1.6	1.0	7	(2)	13,265	0.2
29	100 to 199 cows	80	50	0.1	0.1	9,912	6,334	1.4	0.9	7,956,382	4,104,776	1.9	1.0	3	(2)	4,620	0.1
30	200 cows and over	9	3	(2)	(2)	2,801	870	0.4	0.1	2,131,259	726,203	0.5	0.2	1	(2)	75	(2)
	MIDDLE ATLANTIC:																
31	Total	253,896	283,984	100.0	100.0	2,199,131	2,162,935	100.0	100.0	1,433,691,700	1,362,227,060	100.0	100.0	82,041	100.0	18,567,568	100.0
32	No cows milked																
33	1 cow	51,057	86,673	20.1	30.5	51,057	125,470	2.3	5.8	25,059,710	63,204,119	1.7	4.6	25,404	31.0	2,742,710	14.8
34	2 cows	33,983		13.4		67,966		3.1		31,028,532		2.2		20,920	25.5	3,680,292	19.8
35	3 cows	17,738		7.0		53,214		2.4		25,283,007		1.8		10,243	12.5	2,547,261	13.7
36	4 cows	13,614	117,724	5.4	41.5	54,456	644,272	2.5	29.8	27,027,577	371,071,690	1.9	27.2	6,478	7.9	2,024,311	10.9
37	5 to 9 cows	51,600		20.3		353,988		16.1		207,141,841		14.4		10,976	13.4	4,707,954	25.4
38	10 to 14 cows	35,887	57,230	14.1	20.2	421,200	759,366	19.2	35.1	275,362,803	496,854,445	19.2	36.5	3,330	4.1	1,320,009	7.1
39	15 to 19 cows	21,260		8.4		353,949		16.1		240,230,034		16.8		1,856	2.3	512,664	2.8
40	20 to 29 cows	19,177	15,640	7.6	5.5	444,492	360,941	20.2	16.7	308,253,693	242,083,924	21.5	17.8	1,903	2.3	526,182	2.8
41	30 to 49 cows	7,980	5,727	3.1	2.0	282,149	200,682	12.8	9.3	201,679,931	135,677,474	14.1	10.0	787	1.0	271,628	1.5
42	50 to 74 cows	1,201	741	0.5	0.3	68,461	42,168	3.1	1.9	51,604,242	28,718,050	3.6	2.1	106	0.1	74,504	0.4
43	75 to 99 cows	212	123	0.1	(2)	17,731	10,080	0.8	0.5	14,244,258	7,411,139	1.0	0.5	23	(2)	107,622	0.6
44	100 to 199 cows	156	103	0.1	(2)	19,747	13,036	0.9	0.6	16,929,093	10,507,169	1.2	0.8	13	(2)	46,231	0.2
45	200 cows and over	31	23	(2)	(2)	10,721	6,920	0.5	0.3	9,846,879	6,699,050	0.7	0.5	2	(2)	8,200	(2)
	EAST NORTH CENTRAL:																
46	Total	837,640	845,110	100.0	100.0	5,506,645	5,090,365	100.0	100.0	3,218,325,593	2,983,767,759	100.0	100.0	242,068	100.0	31,066,130	100.0
47	No cows milked																
48	1 cow	121,435	232,411	14.5	27.5	121,435	354,823	2.2	7.0	55,263,293	168,999,182	1.7	5.7	57,610	23.8	4,587,821	14.8
49	2 cows	108,568		13.0		217,136		3.9		95,716,887		3.0		50,903	21.0	5,149,879	16.6
50	3 cows	82,125		9.8		246,375		4.5		113,566,946		3.5		32,378	13.4	3,722,777	12.0
51	4 cows	81,970	452,728	9.8	53.6	327,880	2,353,063	6.0	46.2	156,992,961	1,258,354,104	4.9	42.2	27,876	11.5	3,494,072	11.2
52	5 to 9 cows	254,779		30.4		1,684,260		30.6		901,768,924		28.0		59,152	24.4	9,674,221	31.1
53	10 to 14 cows	107,176	135,398	12.8	16.0	1,246,041	1,757,077	22.6	34.5	767,159,846	1,132,338,405	23.8	37.9	10,537	4.4	2,652,096	8.5
54	15 to 19 cows	47,481		5.7		785,926		14.3		516,809,463		16.1		2,206	0.9	757,852	2.4
55	20 to 29 cows	27,491	20,088	3.3	2.4	625,147	455,169	11.4	8.9	426,921,707	306,904,217	13.3	10.3	1,081	0.4	506,292	1.6
56	30 to 49 cows	5,933	4,033	0.7	0.5	204,374	137,928	3.7	2.7	145,715,870	93,208,485	4.5	3.1	264	0.1	168,512	0.5
57	50 to 74 cows	519	345	0.1	(2)	29,361	19,553	0.5	0.4	22,721,227	13,739,707	0.7	0.5	39	(2)	124,184	0.4
58	75 to 99 cows	91	47	(2)	(2)	7,688	3,869	0.1	0.1	6,351,476	3,016,530	0.2	0.1	9	(2)	77,458	0.2
59	100 to 199 cows	63	54	(2)	(2)	8,359	6,716	0.2	0.1	6,873,429	5,367,114	0.2	0.2	11	(2)	115,706	0.4
60	200 cows and over	9	6	(2)	(2)	2,663	2,167	0.1	(2)	2,463,562	1,840,015	0.1	0.1	2	(2)	35,260	0.1
	WEST NORTH CENTRAL:																
61	Total	936,968	984,852	100.0	100.0	5,712,833	5,971,117	100.0	100.0	2,755,970,040	2,919,936,546	100.0	100.0	513,738	100.0	60,283,179	100.0
62	No cows milked																
63	1 cow	117,258	233,756	12.5	23.7	117,258	359,184	2.1	6.0	53,437,015	164,712,062	1.9	5.6	74,437	14.5	5,675,345	9.4
64	2 cows	116,041		12.4		232,082		4.1		95,941,559		3.5		80,278	15.6	7,609,155	12.6
65	3 cows	88,347		9.4		265,041		4.6		111,014,974		4.0		58,804	11.4	6,071,220	10.1
66	4 cows	94,280	568,488	10.1	57.7	377,120	3,116,691	6.6	52.2	162,193,601	1,463,884,226	5.9	50.1	59,378	11.6	6,477,803	10.7
67	5 to 9 cows	344,749		36.8		2,293,269		40.1		1,050,399,932		38.1		183,939	35.8	23,793,778	39.5
68	10 to 14 cows	123,566	164,849	13.2	16.7	1,409,902	2,054,304	24.7	34.4	704,815,741	1,044,147,087	25.6	35.8	44,676	8.7	7,685,685	12.7
69	15 to 19 cows	35,279		3.8		577,476		10.1		311,621,335		11.3		8,730	1.7	1,875,696	3.1
70	20 to 29 cows	14,518	14,885	1.5	1.5	323,959	331,025	5.7	5.5	187,342,549	178,868,674	6.8	6.1	2,978	0.6	767,559	1.3
71	30 to 49 cows	2,511	2,505	0.3	0.3	86,333	85,588	1.5	1.4	55,332,106	51,053,539	2.0	1.7	460	0.1	237,970	0.4
72	50 to 74 cows	302	284	(2)	(2)	17,342	16,202	0.3	0.3	12,686,752	11,267,029	0.5	0.4	45	(2)	38,465	0.1
73	75 to 99 cows	66	55	(2)	(2)	5,518	4,501	0.1	0.1	4,738,298	3,463,247	0.2	0.1	9	(2)	26,768	(2)
74	100 to 199 cows	43	30	(2)	(2)	5,282	3,622	0.1	0.1	4,679,365	2,520,682	0.2	0.1	3	(2)	23,235	(2)
75	200 cows and over	8		(2)		2,251		(2)		1,766,613		0.1		1	(2)	500	(2)
	SOUTH ATLANTIC:																
76	Total	698,506	647,958	100.0	100.0	1,620,129	1,505,368	100.0	100.0	708,888,141	644,880,690	100.0	100.0	591,985	100.0	99,620,986	100.0
77	No cows milked																
78	1 cow	390,637	517,175	55.9	79.8	390,637	677,529	24.1	45.0	170,925,186	275,677,352	24.1	42.7	336,350	56.8	42,288,774	42.4
79	2 cows	179,415		25.7		358,830		22.1		133,128,279		18.8		160,271	27.1	30,917,872	31.0

[1]Milk, cream, or butter. [2]Less than one-tenth of 1 percent.

PRODUCTION, 1939 AND 1929; BUTTER CHURNED AND DAIRY PRODUCTS SOLD, 1939; WITH NUMBER OF COWS KEPT 1940; BY DIVISIONS AND STATES

Farms reporting dairy products sold[1]	DAIRY PRODUCTS SOLD, 1939											COWS AND HEIFERS KEPT MAINLY FOR MILK PRODUCTION, APR. 1, 1940			
	Whole milk sold				Cream sold			Butter sold				Farms reporting	Number		
	Farms reporting		Gallons		Farms reporting		Butterfat content (pounds)	Farms reporting		Pounds			Total	Average per farm reporting	
	Number	Percent distribution	Number	Percent distribution	Number	Percent distribution		Number	Percent distribution	Number	Percent distribution				
2,630,846	953,898	100.0	5,375,407,901	100.0	1,460,383	100.0	1,090,261,486	389,316	100.0	76,358,236	100.0	4,644,317	24,074,424	5.2	1
												135,370	392,220	2.9	2
226,557	51,038	5.4	11,096,565	0.2	78,143	5.4	8,308,583	116,956	30.0	8,949,637	11.7	1,346,906	1,743,489	1.3	3
369,765	79,619	8.3	40,489,528	0.8	201,228	13.8	38,677,515	118,796	30.5	14,092,734	18.5	896,977	2,107,897	2.4	4
290,042	70,719	7.4	67,579,334	1.3	187,093	12.8	56,463,211	53,143	13.7	9,223,414	12.1	430,766	1,476,429	3.4	5
283,076	76,403	8.0	110,466,032	2.1	192,082	13.2	81,238,858	32,908	8.5	7,812,728	10.2	340,546	1,512,710	4.4	6
871,081	308,522	32.3	956,973,822	17.8	560,902	38.4	433,966,626	51,057	13.1	20,004,219	26.2	907,691	6,437,789	7.1	7
334,300	174,752	18.3	1,129,289,508	21.0	166,768	11.4	255,601,151	9,720	2.5	7,003,644	9.2	332,311	4,063,625	12.2	8
130,879	88,183	9.2	882,028,014	16.4	46,807	3.2	112,079,074	2,798	0.7	2,668,757	3.5	129,702	2,270,650	17.5	9
84,581	67,626	7.1	974,614,478	18.1	20,610	1.4	67,052,981	2,139	0.5	2,487,782	3.3	83,814	2,026,714	24.2	10
30,484	27,631	2.9	632,797,482	11.8	4,965	0.3	21,271,239	1,203	0.3	1,803,916	2.4	30,211	1,142,738	37.8	11
6,356	5,900	0.6	233,339,851	4.3	1,127	0.1	7,163,361	354	0.1	888,583	1.2	6,319	398,058	63.0	12
1,728	1,601	0.2	97,731,390	1.8	339	(2)	3,140,744	115	(2)	529,212	0.7	1,721	155,899	90.6	13
1,633	1,555	0.2	144,584,887	2.7	256	(2)	3,359,341	97	(2)	700,636	0.9	1,621	223,083	137.6	14
364	349	(2)	94,417,010	1.8	63	(2)	1,937,802	30	(2)	192,974	0.3	362	123,143	340.2	15
59,247	47,248	100.0	347,424,090	100.0	5,755	100.0	5,388,491	12,493	100.0	4,626,426	100.0	86,620	756,570	8.7	16
												1,476	5,234	3.5	17
4,939	3,271	6.9	869,738	0.3	171	3.0	14,828	1,919	15.4	178,455	3.9	21,140	26,542	1.3	18
6,769	4,021	8.5	2,154,603	0.6	465	8.1	74,453	3,223	25.8	524,609	11.3	13,871	30,939	2.2	19
4,489	2,485	5.3	2,243,645	0.6	579	10.1	151,048	2,239	17.9	541,874	11.7	6,326	20,798	3.3	20
3,670	2,203	4.7	3,172,399	0.9	521	9.1	197,949	1,617	12.9	585,662	12.7	4,375	18,968	4.3	21
13,543	10,671	22.6	36,821,315	10.6	1,942	33.7	1,439,667	2,588	20.7	1,618,281	35.0	13,954	102,826	7.4	22
9,924	9,109	19.3	59,821,451	17.2	968	16.8	1,278,562	554	4.4	650,146	13.6	9,749	123,765	12.7	23
6,202	5,962	12.6	58,402,462	16.8	456	7.6	742,975	175	1.4	218,944	4.7	6,111	111,169	18.2	24
6,087	5,939	12.6	83,234,771	24.0	402	7.0	802,929	116	0.9	198,691	4.3	6,022	151,762	25.2	25
2,921	2,889	6.1	64,646,144	18.6	189	3.3	435,329	47	0.4	102,599	2.2	2,896	111,491	38.5	26
506	502	1.1	19,526,557	5.6	54	0.9	170,655	9	0.1	9,845	0.2	503	30,781	61.2	27
108	107	0.2	6,700,706	1.9	14	0.2	40,124	3	(2)	12,800	0.3	108	9,186	85.1	28
80	80	0.2	7,719,527	2.2	13	0.2	37,662	2	(2)	4,470	0.1	80	10,194	127.4	29
9	9	(2)	2,110,792	0.6	1	(2)	2,310	1	(2)	50	(2)	9	2,915	323.9	30
184,681	145,927	100.0	1,229,465,293	100.0	17,793	100.0	10,814,867	32,603	100.0	9,937,596	100.0	251,276	2,341,362	9.3	31
												5,659	25,528	4.5	32
10,042	3,984	2.7	1,052,090	0.1	710	4.0	85,885	6,105	18.7	543,952	5.5	47,128	60,367	1.3	33
15,762	6,009	4.1	3,498,913	0.3	2,636	14.8	614,456	8,874	27.2	1,355,882	13.6	32,673	73,946	2.3	34
12,371	5,184	3.6	5,750,581	0.5	3,086	17.3	1,093,156	5,529	17.0	1,328,016	13.4	17,214	56,708	3.3	35
11,566	5,989	4.1	10,402,554	0.8	2,905	16.3	1,341,312	3,711	11.4	1,217,260	12.2	13,235	56,942	4.3	36
49,409	40,574	27.8	158,300,599	12.9	5,968	33.5	4,134,268	6,132	18.8	3,381,378	34.0	50,532	370,658	7.3	37
35,747	34,579	23.7	251,525,982	20.5	1,254	7.0	1,484,827	1,138	3.5	996,413	10.0	35,382	443,080	12.5	38
21,242	20,992	14.4	225,915,425	18.4	445	2.5	622,566	428	1.3	359,245	3.6	20,995	371,987	17.7	39
19,166	19,068	13.1	292,975,140	23.8	414	2.3	536,925	413	1.3	357,897	3.6	18,963	465,250	24.5	40
7,977	7,952	5.4	192,068,278	15.6	259	1.5	438,365	209	0.6	192,925	1.9	7,904	295,394	37.4	41
1,200	1,200	0.8	49,181,156	4.0	75	0.4	212,493	57	0.1	59,683	0.6	1,193	71,370	59.8	42
212	211	0.1	13,243,693	1.1	20	0.1	68,089	17	0.1	104,894	1.1	212	18,878	89.0	43
156	154	0.1	15,915,851	1.3	19	0.1	168,465	8	(2)	34,351	0.3	155	20,516	132.4	44
31	31	(2)	9,633,051	0.8	2	(2)	14,060	2	(2)	5,700	0.1	31	10,738	346.4	45
692,766	378,360	100.0	2,077,133,709	100.0	318,403	100.0	244,766,872	25,885	100.0	8,625,599	100.0	852,355	5,933,190	7.1	46
												18,987	79,158	4.2	47
31,300	8,391	2.2	2,442,970	0.1	19,578	6.1	2,212,164	4,899	18.9	389,581	4.5	110,757	154,265	1.4	48
73,232	20,363	5.4	13,989,661	0.7	50,384	15.8	11,105,231	5,726	22.1	763,648	8.9	104,143	247,473	2.4	49
72,233	24,681	6.5	29,234,580	1.4	46,990	14.8	16,575,773	3,738	14.4	790,348	9.2	80,026	271,305	3.4	50
77,457	31,361	8.3	53,327,540	2.6	46,551	14.6	22,908,018	2,996	11.6	882,269	10.2	80,321	352,142	4.4	51
250,098	142,226	37.6	484,842,363	23.3	112,555	35.3	97,890,909	6,478	25.0	3,245,484	37.6	251,056	1,777,516	7.1	52
106,901	82,000	21.7	563,469,277	27.1	27,687	8.7	48,431,141	1,382	5.3	1,288,595	14.9	106,106	1,312,359	12.4	53
47,457	39,352	10.4	411,398,011	19.8	9,461	3.0	25,105,688	358	1.4	441,382	5.1	47,092	827,574	17.6	54
27,478	23,867	6.3	356,985,750	17.2	4,537	1.4	16,117,403	209	0.8	352,587	4.1	27,292	650,969	23.9	55
5,929	5,465	1.4	127,653,766	6.1	743	0.2	3,616,957	57	0.2	127,235	1.5	5,894	210,877	35.8	56
518	495	0.1	20,058,620	1.0	83	(2)	491,807	23	0.1	119,846	1.4	517	30,761	59.5	57
91	89	(2)	5,543,179	0.3	17	(2)	123,986	7	(2)	76,018	0.9	90	7,999	88.9	58
63	61	(2)	5,946,866	0.3	14	(2)	157,799	10	(2)	115,526	1.3	63	8,224	130.5	59
9	9	(2)	2,241,146	0.1	3	(2)	31,996	2	(2)	35,080	0.4	9	2,568	285.3	60
766,754	106,102	100.0	399,348,129	100.0	668,456	100.0	577,562,222	26,023	100.0	5,519,104	100.0	929,545	6,284,988	6.8	61
												21,061	81,973	3.9	62
25,694	4,710	4.4	1,019,013	0.3	18,351	2.7	1,897,960	4,032	15.5	275,908	5.0	106,339	163,125	1.5	63
67,760	8,259	7.8	4,031,015	1.0	57,520	8.6	10,832,049	5,051	19.4	507,249	9.2	110,384	279,110	2.5	64
73,130	8,408	7.9	7,036,177	1.8	64,644	9.7	19,122,314	3,252	12.5	430,368	7.8	85,593	306,637	3.6	65
86,852	9,788	9.2	11,988,258	3.0	77,698	11.6	32,470,526	2,881	11.1	489,430	8.9	92,016	422,510	4.6	66
337,434	41,370	39.0	99,903,318	25.0	301,902	45.2	236,718,766	8,058	31.0	2,050,867	37.2	339,575	2,488,179	7.3	67
123,188	18,962	17.9	96,637,445	24.2	107,371	16.1	164,605,497	1,985	7.6	917,792	16.6	122,327	1,484,692	12.1	68
35,260	7,726	7.3	64,327,628	16.1	28,967	4.3	69,670,235	465	1.8	375,406	6.8	34,969	603,877	17.3	69
14,511	4,926	4.6	61,266,617	15.3	10,577	1.6	35,543,449	207	0.8	234,976	4.3	14,375	333,533	23.2	70
2,508	1,569	1.5	32,566,262	8.2	1,309	0.2	5,943,967	72	0.3	155,963	2.8	2,488	89,084	35.8	71
302	272	0.3	10,407,724	2.6	92	(2)	524,671	14	0.1	32,712	0.6	301	18,584	61.7	72
66	65	0.1	4,198,491	1.1	16	(2)	113,596	5	(2)	25,548	0.5	66	5,922	89.7	73
43	42	(2)	4,381,328	1.1	6	(2)	50,467	1	(2)	23,085	0.4	43	5,329	123.9	74
8	7	(2)	1,584,853	0.4	3	(2)	68,725					8	2,433	304.1	75
204,613	54,213	100.0	259,798,650	100.0	48,732	100.0	15,968,376	127,214	100.0	19,745,244	100.0	698,364	1,757,530	2.5	76
												26,008	42,947	1.7	77
57,701	9,296	17.1	1,307,037	0.5	5,635	11.6	572,107	48,528	38.1	3,749,256	19.0	371,735	430,542	1.2	78
59,886	9,912	18.3	2,733,360	1.1	12,660	26.0	2,096,505	44,229	34.8	5,298,864	26.8	174,909	377,057	2.2	79

TABLE 12.—CLASSIFICATION BY NUMBER OF COWS MILKED—FARMS REPORTING, NUMBER OF COWS MILKED, AND MILK MAINLY FOR MILK PRODUCTION, 1940:

	DIVISION AND STATE AND NUMBER OF COWS MILKED	COWS AND HEIFERS MILKED								MILK PRODUCED (GALLONS)				BUTTER CHURNED, 1939			
		Farms reporting				Number								Farms reporting		Pounds	
				Percent distribution				Percent distribution				Percent distribution					
		1939	1929	1939	1929	1939	1929	1939	1929	1939	1929	1939	1929	Number	Percent distribution	Number	Percent distribution
	GEOGRAPHIC DIVISIONS—Continued																
	SOUTH ATLANTIC—Con.																
1	3 cows	51,368	112,446	7.4	17.4	154,104	484,638	9.5	32.2	52,907,722	183,100,213	7.5	28.4	44,565	7.5	10,051,576	10.1
2	4 cows	25,175		3.6		100,700		6.2		34,119,331		4.8		20,994	3.5	5,291,287	5.3
3	5 to 9 cows	33,239		4.8		207,167		12.8		77,799,209		11.0		23,681	4.0	7,219,217	7.2
4	10 to 14 cows	8,216	13,156	1.2	2.0	94,331	168,292	5.8	11.2	46,684,679	84,389,993	6.6	13.1	3,266	0.6	1,597,512	1.6
5	15 to 19 cows	3,729		0.5		61,535		3.8		35,008,606		4.9		1,020	0.2	571,279	0.6
6	20 to 29 cows	3,483	2,947	0.5	0.5	80,057	67,253	4.9	4.5	48,509,227	38,396,380	6.8	6.0	944	0.2	608,151	0.6
7	30 to 49 cows	2,187	1,537	0.3	0.2	78,676	54,519	4.9	3.6	49,512,067	31,905,170	7.0	4.9	625	0.1	624,559	0.6
8	50 to 74 cows	618	450	0.1	0.1	35,463	25,771	2.2	1.7	22,867,627	15,459,834	3.2	2.4	165	(2)	206,959	0.2
9	75 to 99 cows	210	122	(2)	(2)	17,497	9,987	1.1	0.7	12,149,603	5,998,087	1.7	0.9	61	(2)	150,198	0.2
10	100 to 199 cows	179	112	(2)	(2)	23,029	13,581	1.4	0.9	14,795,129	7,808,938	2.1	1.2	31	(2)	49,026	(2)
11	200 cows and over	50	13	(2)	(2)	18,103	3,798	1.1	0.3	10,481,476	2,146,723	1.5	0.3	12	(2)	44,576	(2)
	EAST SOUTH CENTRAL:																
12	Total	773,593	721,103	100.0	100.0	1,806,123	1,629,628	100.0	100.0	690,820,770	646,606,563	100.0	100.0	684,603	100.0	101,710,154	100.0
13	No cows milked																
14	1 cow	386,302	566,198	49.9	78.5	386,302	755,936	21.4	46.4	161,939,924	302,970,461	23.4	46.9	350,194	51.2	41,343,588	40.6
15	2 cows	213,897		27.6		427,794		23.7		151,103,426		21.9		194,337	28.4	32,440,448	31.9
16	3 cows	69,082		8.9		207,246		11.5		69,506,133		10.1		60,622	8.9	11,162,493	11.0
17	4 cows	37,489	138,914	4.8	19.3	149,956	595,854	8.3	36.6	49,768,607	220,694,982	7.2	34.1	31,547	4.6	5,895,485	5.8
18	5 to 9 cows	49,106		6.3		304,172		16.8		106,624,721		15.4		37,560	5.5	7,336,340	7.2
19	10 to 14 cows	9,551	12,024	1.2	1.7	108,090	150,271	6.0	9.2	42,419,501	63,028,941	6.1	9.7	6,132	0.9	1,413,629	1.4
20	15 to 19 cows	3,272		0.4		53,344		3.0		21,221,566		3.4		1,849	0.3	530,944	0.5
21	20 to 29 cows	2,646	2,382	0.3	0.3	60,372	53,947	3.3	3.3	28,590,683	24,795,644	4.1	3.8	1,394	0.2	552,752	0.5
22	30 to 49 cows	1,567	1,115	0.2	0.2	56,091	39,490	3.1	2.4	29,088,084	18,962,184	4.2	2.9	687	0.1	434,952	0.4
23	50 to 74 cows	434	316	0.1	(2)	24,881	18,035	1.4	1.1	13,362,734	8,629,802	1.9	1.3	175	(2)	228,756	0.2
24	75 to 99 cows	117	81	(2)	(2)	9,722	6,652	0.5	0.4	5,286,835	3,161,372	0.8	0.5	56	(2)	113,913	0.1
25	100 to 199 cows	114	69	(2)	(2)	14,301	8,618	0.8	0.5	8,130,976	4,100,192	1.2	0.6	43	(2)	205,594	0.2
26	200 cows and over	16	4	(2)	(2)	3,852	825	0.2	0.1	1,777,480	262,985	0.3	(2)	7	(2)	53,260	0.1
	WEST SOUTH CENTRAL:																
27	Total	755,922	725,337	100.0	100.0	2,448,591	2,112,855	100.0	100.0	972,253,385	848,817,108	100.0	100.0	619,501	100.0	87,122,982	100.0
28	No cows milked																
29	1 cow	253,370	473,742	33.5	65.3	253,370	671,022	10.3	31.8	109,121,203	272,902,824	11.2	32.2	198,678	32.1	20,425,738	23.4
30	2 cows	202,201		26.7		404,402		16.5		146,068,004		15.0		168,507	27.2	23,335,275	26.8
31	3 cows	94,572		12.5		283,716		11.6		98,261,720		10.1		81,475	13.2	12,610,989	14.5
32	4 cows	65,226	226,351	8.6	31.2	260,904	1,004,392	10.7	47.5	91,727,426	376,513,889	9.4	44.4	56,414	9.1	9,144,482	10.5
33	5 to 9 cows	109,229		14.4		682,547		27.9		259,385,439		26.7		92,870	15.0	15,827,429	18.2
34	10 to 14 cows	19,338	19,449	2.6	2.7	216,025	239,109	8.8	11.3	87,759,484	100,349,205	9.0	11.8	15,089	2.4	3,278,745	3.8
35	15 to 19 cows	4,873		0.6		78,862		3.2		35,337,808		3.6		3,271	0.5	934,154	1.1
36	20 to 29 cows	3,652	3,155	0.5	0.4	82,794	71,954	3.4	3.4	40,764,082	33,956,577	4.2	4.0	1,946	0.3	691,770	0.8
37	30 to 49 cows	2,233	1,838	0.3	0.3	79,995	66,018	3.3	3.1	43,261,861	33,668,929	4.4	4.0	897	0.1	423,485	0.5
38	50 to 74 cows	715	531	0.1	0.1	41,582	30,395	1.7	1.4	23,399,667	15,925,626	2.4	1.9	230	(2)	162,536	0.2
39	75 to 99 cows	203	132	(2)	(2)	16,680	10,987	0.7	0.5	9,432,720	5,543,428	1.0	0.7	47	(2)	51,942	0.1
40	100 to 199 cows	257	127	(2)	(2)	31,705	15,909	1.3	0.8	17,899,563	7,987,530	1.8	0.9	61	(2)	185,390	0.2
41	200 cows and over	53	12	(2)	(2)	16,009	3,069	0.7	0.1	9,834,608	1,989,100	1.0	0.2	16	(2)	53,047	0.1
	MOUNTAIN:																
42	Total	162,035	167,936	100.0	100.0	779,639	861,336	100.0	100.0	456,894,604	469,472,967	100.0	100.0	93,846	100.0	12,958,479	100.0
43	No cows milked																
44	1 cow	37,274	63,883	23.0	38.0	37,274	94,107	4.8	10.9	19,928,891	47,607,238	4.4	10.1	21,025	22.4	1,877,117	14.5
45	2 cows	31,181		19.2		62,362		8.0		30,859,134		6.8		21,190	22.6	2,588,153	20.0
46	3 cows	18,933		11.7		56,799		7.3		29,421,325		6.4		12,309	13.1	1,789,593	13.8
47	4 cows	16,010	81,465	9.9	48.5	64,040	417,686	8.2	48.5	34,224,432	219,959,647	7.5	46.9	9,956	10.6	1,535,857	11.9
48	5 to 9 cows	39,985		24.7		258,518		33.2		146,825,825		32.1		21,980	23.4	3,542,507	27.3
49	10 to 14 cows	11,656	18,554	7.2	11.0	132,197	231,357	17.0	26.9	79,701,123	127,109,232	17.4	27.1	5,344	5.7	985,058	7.6
50	15 to 19 cows	3,482		2.1		56,807		7.3		36,020,356		7.9		1,233	1.3	261,888	2.0
51	20 to 29 cows	2,207	2,711	1.4	1.6	49,847	61,098	6.4	7.1	33,927,542	36,667,861	7.4	7.8	580	0.6	164,236	1.3
52	30 to 49 cows	967	1,055	0.6	0.6	34,184	37,213	4.4	4.3	24,338,022	24,248,234	5.3	5.2	191	0.2	91,229	0.7
53	50 to 74 cows	219	184	0.1	0.1	12,559	10,394	1.6	1.2	9,793,401	7,091,384	2.1	1.5	28	(2)	64,562	0.5
54	75 to 99 cows	58	45	(2)	(2)	4,905	3,822	0.6	0.4	3,961,723	2,746,163	0.9	0.6	6	(2)	5,862	(2)
55	100 to 199 cows	52	33	(2)	(2)	6,569	4,039	0.8	0.5	5,025,772	2,968,280	1.1	0.6	3	(2)	37,149	0.3
56	200 cows and over	11	6	(2)	(2)	3,578	1,620	0.5	0.2	2,867,058	1,074,928	0.6	0.2	1	(2)	12,288	0.1
	PACIFIC:																
57	Total	156,183	143,229	100.0	100.0	1,160,300	1,082,399	100.0	100.0	842,371,180	761,010,697	100.0	100.0	72,037	100.0	9,251,818	100.0
58	No cows milked																
59	1 cow	51,979	65,943	33.3	46.0	51,979	89,190	4.5	8.2	34,188,234	52,424,721	4.1	6.9	31,934	44.3	3,285,475	35.5
60	2 cows	26,606		17.0		53,212		4.6		30,833,516		3.7		16,305	22.6	2,096,486	22.7
61	3 cows	13,009		8.3		39,027		3.4		22,414,958		2.7		6,677	9.3	924,749	10.0
62	4 cows	9,664	47,887	6.2	33.4	38,656	244,935	3.3	22.6	22,518,594	148,329,391	2.7	19.5	4,354	6.0	611,497	6.6
63	5 to 9 cows	25,484		16.3		167,392		14.4		102,067,781		12.1		8,756	12.1	1,272,464	13.8
64	10 to 14 cows	10,895	16,183	7.0	11.3	125,830	213,414	10.8	19.7	82,272,188	144,312,776	9.8	19.0	2,348	3.3	385,147	4.1
65	15 to 19 cows	5,508		3.5		90,807		7.8		62,653,407		7.4		777	1.1	157,528	1.7
66	20 to 29 cows	5,440	6,090	3.5	4.3	126,295	139,894	10.9	12.9	91,426,357	104,261,516	10.9	13.7	549	0.8	170,002	1.8
67	30 to 49 cows	4,220	4,282	2.7	3.0	154,726	158,286	13.3	14.4	118,752,319	120,211,249	14.1	15.8	259	0.4	107,815	1.2
68	50 to 74 cows	1,849	1,680	1.2	1.2	108,335	97,810	9.3	9.0	88,462,912	77,412,524	10.5	10.2	59	0.1	128,790	1.4
69	75 to 99 cows	663	600	0.4	0.4	55,585	49,618	4.8	4.6	48,322,480	39,847,491	5.7	5.2	20	(2)	23,941	0.3
70	100 to 199 cows	689	466	0.4	0.3	87,080	58,424	7.5	5.4	77,473,278	45,759,784	9.2	6.0	14	(2)	86,794	0.9
71	200 cows and over	177	98	0.1	0.1	61,378	32,628	5.3	3.0	60,985,556	28,451,245	7.2	3.7	5	(2)	5,130	(2)
	NEW ENGLAND																
	MAINE:																
72	Total	27,848	30,427	100.0	100.0	123,448	151,428	100.0	100.0	65,749,873	71,100,802	100.0	100.0	16,916	100.0	5,128,645	100.0
73	No cows milked																
74	1 cow	8,212	14,091	29.5	46.3	8,212	20,525	6.7	13.6	3,931,722	10,457,998	6.0	14.7	5,128	30.3	636,664	12.4
75	2 cows	5,798		20.8		11,596		9.4		5,436,429		8.3		4,643	27.4	1,027,428	20.0
76	3 cows	3,084		11.1		9,252		7.5		4,372,223		6.6		2,478	14.6	782,489	15.3
77	4 cows	2,185	13,313	7.8	43.8	8,740	65,985	7.1	50.2	4,231,865	34,724,898	6.4	48.8	1,600	9.5	691,095	13.5
78	5 to 9 cows	5,203		18.7		34,306		27.8		17,686,466		26.9		2,354	13.9	1,441,156	28.1

[1] Milk, cream, or butter. [2] Less than one-tenth of 1 percent.

PRODUCTION, 1939 AND 1929; BUTTER CHURNED AND DAIRY PRODUCTS SOLD, 1939; WITH NUMBER OF COWS KEPT BY DIVISIONS AND STATES—Continued

Farms reporting dairy products sold [1]	DAIRY PRODUCTS SOLD, 1939											COWS AND HEIFERS KEPT MAINLY FOR MILK PRODUCTION, APR. 1, 1940			
	Whole milk sold				Cream sold			Butter sold				Farms reporting	Number		
	Farms reporting		Gallons		Farms reporting		Butterfat content (pounds)	Farms reporting		Pounds			Total	Average per farm reporting	
	Number	Percent distribution	Number	Percent distribution	Number	Percent distribution		Number	Percent distribution	Number	Percent distribution				
26,089	5,155	9.5	2,792,359	1.2	8,890	18.2	2,121,898	15,524	12.2	2,670,324	13.5	50,218	160,818	3.2	1
15,927	3,751	6.9	3,323,882	1.4	6,824	14.0	2,112,224	7,709	6.1	1,834,204	9.3	24,617	103,860	4.2	2
28,603	10,346	19.1	24,150,286	10.1	11,652	23.9	5,531,560	8,625	6.8	3,372,910	17.1	32,539	211,085	6.5	3
8,011	5,976	11.0	32,905,588	13.7	1,768	3.6	1,497,877	1,307	1.0	1,046,505	5.3	8,051	96,961	12.0	4
3,710	3,328	6.1	29,452,339	12.3	473	1.0	540,900	407	0.3	414,248	2.1	3,657	63,620	17.4	5
3,464	3,288	6.1	42,850,907	17.9	376	0.8	502,010	396	0.3	455,100	2.3	3,411	84,854	24.9	6
2,185	2,139	3.9	44,565,458	18.5	277	0.6	382,353	325	0.3	507,054	2.6	2,165	85,032	39.3	7
618	607	1.1	20,959,764	8.7	100	0.2	246,633	97	0.1	178,915	0.9	617	38,832	62.9	8
210	208	0.4	11,034,554	4.6	42	0.1	145,734	39	(2)	139,654	0.7	209	19,438	93.0	9
179	179	0.3	13,997,173	5.8	25	0.1	103,875	17	(2)	38,563	0.2	179	24,694	138.0	10
50	50	0.1	9,926,143	4.1	10	(2)	114,900	11	(2)	39,647	0.2	49	17,810	363.5	11
234,842	77,023	100.0	173,805,104	100.0	96,374	100.0	29,443,856	84,583	100.0	11,794,526	100.0	770,473	1,986,531	2.6	12
												22,908	40,355	1.8	13
52,183	8,801	11.4	1,309,578	0.8	15,425	16.0	1,388,651	33,252	39.3	2,390,587	20.3	367,699	448,089	1.2	14
65,148	14,034	18.2	4,671,452	2.7	29,159	30.3	4,515,173	28,708	33.9	3,098,983	26.3	209,248	465,292	2.2	15
34,861	10,215	13.3	6,335,867	3.6	17,921	18.6	4,261,776	10,040	11.9	1,520,044	12.9	67,928	221,144	3.3	16
24,644	9,010	11.7	8,345,610	4.8	12,690	13.2	4,177,745	5,127	6.1	998,851	8.5	36,896	155,792	4.2	17
40,509	21,032	27.3	37,672,343	21.7	17,306	18.0	9,358,397	5,619	6.6	1,760,883	14.9	48,322	309,519	6.4	18
9,375	6,809	8.8	25,941,101	14.9	2,514	2.6	2,693,317	902	1.1	555,553	4.7	9,411	108,949	11.6	19
3,248	2,677	3.5	17,020,568	9.8	622	0.6	1,033,795	317	0.4	266,589	2.3	3,228	54,734	17.0	20
2,630	2,326	3.0	23,077,448	13.3	387	0.4	846,151	287	0.3	336,198	2.9	2,611	63,883	24.5	21
1,565	1,469	1.9	24,897,068	14.3	225	0.2	600,618	202	0.2	328,467	2.8	1,546	59,804	38.7	22
432	409	0.5	11,476,963	6.6	75	0.1	295,720	77	0.1	196,572	1.7	430	27,988	65.1	23
117	113	0.1	4,470,857	2.6	25	(2)	102,014	24	(2)	101,674	0.9	117	11,228	96.0	24
114	112	0.1	7,038,984	4.0	22	(2)	159,549	24	(2)	187,730	1.6	113	15,644	138.4	25
16	16	(2)	1,547,265	0.9	3	(2)	10,950	4	(2)	52,415	0.4	16	4,110	256.9	26
289,760	62,307	100.0	205,576,023	100.0	187,773	100.0	89,021,163	67,330	100.0	13,228,221	100.0	758,952	2,883,831	3.8	27
												26,757	69,606	2.6	28
28,350	5,473	8.8	1,002,090	0.5	11,264	6.0	1,144,227	14,848	22.1	1,144,326	8.7	239,994	348,319	1.5	29
54,163	8,124	13.0	3,065,698	1.5	31,490	16.8	5,298,432	19,642	29.2	2,158,276	16.3	196,749	501,914	2.6	30
43,797	7,176	11.5	4,528,213	2.2	29,535	15.7	7,300,022	10,911	16.2	1,639,574	12.4	92,648	332,654	3.6	31
41,372	7,374	11.8	6,753,486	3.3	29,921	15.9	10,327,319	7,537	11.2	1,537,132	11.6	64,156	292,153	4.6	32
91,436	19,442	31.2	33,328,354	16.2	68,537	36.5	41,770,820	11,213	16.7	3,897,945	29.5	107,728	727,808	6.8	33
18,788	6,320	10.1	22,823,035	11.1	12,640	6.7	14,080,726	1,923	2.9	1,303,151	9.9	19,104	225,124	11.8	34
4,799	2,543	4.1	16,476,051	8.0	2,446	1.3	4,068,356	510	0.8	480,152	3.6	4,798	83,607	17.4	35
3,611	2,668	4.3	27,275,951	13.3	1,247	0.7	2,704,194	399	0.6	397,947	3.0	3,602	90,821	25.2	36
2,217	1,998	3.2	35,863,312	17.4	474	0.3	1,311,105	230	0.3	271,248	2.1	2,197	90,365	41.1	37
714	688	1.1	20,674,488	10.1	147	0.1	453,905	70	0.1	131,218	1.0	709	48,063	67.8	38
203	196	0.3	8,529,680	4.1	36	(2)	165,119	13	(2)	44,213	0.3	202	19,219	95.1	39
257	253	0.4	16,209,414	7.9	29	(2)	261,256	25	(2)	174,957	1.3	256	37,581	146.8	40
53	52	0.1	9,046,271	4.4	7	(2)	135,702	9	(2)	48,082	0.4	52	16,597	319.2	41
102,213	36,384	100.0	166,070,664	100.0	65,887	100.0	53,217,952	8,439	100.0	1,808,309	100.0	160,994	859,800	5.3	42
												6,198	19,628	3.2	43
5,803	2,313	6.4	661,760	0.4	2,491	3.8	319,142	1,433	17.0	115,800	6.4	34,026	47,975	1.4	44
13,577	4,221	11.6	2,903,411	1.7	8,308	12.6	1,904,209	2,106	25.0	240,055	13.3	29,581	71,926	2.4	45
13,210	4,048	11.1	5,101,939	3.1	8,771	13.3	3,088,594	1,427	16.9	223,684	12.4	18,216	63,635	3.5	46
13,350	3,915	10.8	7,280,561	4.4	9,351	14.2	4,491,905	1,046	12.4	205,139	11.3	15,522	69,283	4.5	47
37,739	12,441	34.2	42,856,947	25.8	26,286	39.9	22,081,908	1,840	21.8	527,359	29.2	39,104	275,099	7.0	48
11,564	4,934	13.6	32,070,585	19.3	7,340	11.1	11,350,436	388	4.6	201,985	11.2	11,469	136,978	11.9	49
3,467	1,911	5.3	18,463,854	11.1	1,871	2.8	4,526,478	92	1.1	65,677	3.6	3,420	58,656	17.2	50
2,198	1,504	4.1	21,257,430	12.8	969	1.5	3,094,271	57	0.7	65,499	3.6	2,173	51,959	23.9	51
965	786	2.2	17,927,584	10.8	377	0.6	1,572,218	31	0.4	54,299	3.0	951	35,566	37.4	52
219	198	0.5	7,984,602	4.8	78	0.1	454,787	13	0.2	54,882	3.0	214	13,352	62.4	53
58	53	0.1	3,167,359	1.9	24	(2)	219,481	2	(2)	4,906	0.3	58	5,306	91.5	54
52	50	0.1	4,327,312	2.6	17	(2)	116,090	3	(2)	37,024	2.0	51	6,853	134.4	55
11	10	(2)	2,067,320	1.2	4	(2)	198,433	1	(2)	12,000	0.7	11	3,584	325.8	56
95,970	46,334	100.0	536,788,239	100.0	51,210	100.0	64,077,687	4,746	100.0	1,073,211	100.0	155,740	1,270,622	8.2	57
												6,516	27,791	4.4	58
10,545	4,799	10.4	1,432,289	0.3	4,718	9.2	673,619	1,940	40.9	161,772	15.1	48,088	64,265	1.3	59
13,468	4,676	10.1	3,441,415	0.6	8,606	16.8	2,237,007	1,237	26.1	145,168	13.5	25,419	60,260	2.4	60
9,882	3,369	7.3	4,555,973	0.8	6,677	13.0	2,750,830	483	10.2	79,182	7.4	12,597	42,730	3.4	61
8,348	3,032	6.5	5,871,762	1.1	5,621	11.0	3,212,860	284	6.0	62,801	5.9	9,408	41,060	4.4	62
24,310	10,420	22.5	39,098,297	7.3	14,754	28.8	15,040,331	504	10.6	151,312	14.1	24,881	175,099	7.0	63
10,804	6,063	13.1	44,095,064	8.2	5,226	10.2	10,178,768	141	3.0	63,504	5.9	10,712	131,717	12.3	64
5,494	3,692	8.0	40,571,696	7.6	2,086	4.1	5,968,081	46	1.0	47,114	4.4	5,432	95,406	17.6	65
5,436	4,040	8.7	65,690,484	12.2	1,701	3.3	6,905,649	55	1.2	88,887	8.3	5,365	133,683	24.9	66
4,217	3,364	7.3	92,809,610	17.3	1,112	2.2	6,970,327	30	0.6	64,126	6.0	4,170	165,125	39.6	67
1,847	1,529	3.3	73,069,977	13.6	423	0.8	4,512,690	14	0.3	104,910	9.8	1,835	118,327	64.5	68
663	561	1.2	40,845,071	7.6	145	0.3	2,162,601	5	0.1	19,505	1.8	659	58,723	89.1	69
689	624	1.3	69,048,432	12.9	111	0.2	2,304,198	7	0.1	84,930	7.9	661	94,048	136.1	70
177	165	0.4	56,260,169	10.5	30	0.1	1,360,726					177	62,388	352.5	71
17,475	9,548	100.0	35,148,799	100.0	2,465	100.0	1,804,065	8,544	100.0	2,916,166	100.0	26,988	132,160	4.9	72
												466	1,220	2.6	73
1,996	858	8.8	151,259	0.4	67	2.7	3,416	1,327	15.5	127,840	4.4	7,476	9,386	1.3	74
3,096	1,082	11.1	380,154	1.1	231	9.4	32,029	2,308	27.0	391,135	13.4	5,541	12,245	2.2	75
2,262	797	8.3	514,079	1.5	307	12.5	64,144	1,659	19.4	405,247	13.9	2,972	9,622	3.2	76
1,840	749	7.8	875,295	2.5	286	11.6	88,731	1,191	13.9	443,042	15.2	2,131	9,098	4.3	77
4,925	3,177	33.3	9,233,626	26.3	968	39.3	701,460	1,692	19.8	1,102,482	37.8	5,096	36,168	7.1	78

TABLE 12.—CLASSIFICATION BY NUMBER OF COWS MILKED—FARMS REPORTING, NUMBER OF COWS MILKED, AND MILK MAINLY FOR MILK PRODUCTION, 1940;

	DIVISION AND STATE AND NUMBER OF COWS MILKED	COWS AND HEIFERS MILKED								MILK PRODUCED (GALLONS)				BUTTER CHURNED, 1939			
		Farms reporting				Number								Farms reporting		Pounds	
				Percent distribution				Percent distribution				Percent distribution					
		1939	1929	1939	1929	1939	1929	1939	1929	1939	1929	1939	1929	Number	Percent distribution	Number	Percent distribution
	NEW ENGLAND—Contd.																
	MAINE—Continued																
1	10 to 14 cows	2,048	2,552	7.4	8.4	23,447	32,062	19.0	24.4	12,986,768	18,240,223	19.8	25.7	471	2.8	399,026	7.8
2	15 to 19 cows	712		2.6		11,636		9.4		6,866,903		10.4		138	0.8	84,422	1.6
3	20 to 29 cows	465	342	1.7	1.1	10,658	7,752	8.6	5.9	6,444,879	4,617,690	9.8	6.5	83	0.5	52,907	1.0
4	30 to 49 cows	121	107	0.4	0.4	4,528	3,727	3.5	2.8	2,900,534	2,135,530	4.4	3.0	19	0.1	13,110	0.3
5	50 cows and over	20	22	0.1	0.1	1,273	1,375	1.0	1.0	892,084	924,463	1.4	1.3	2	(2)	350	(2)
	NEW HAMPSHIRE:																
6	Total	10,829	11,314	100.0	100.0	68,292	71,664	100.0	100.0	39,774,941	40,679,579	100.0	100.0	4,009	100.0	912,924	100.0
7	No cows milked																
8	1 cow	2,927	4,448	27.0	39.3	2,927	6,356	4.3	8.9	1,460,294	3,149,423	3.7	7.7	1,209	30.2	111,928	12.3
9	2 cows	1,999		18.5		3,998		5.9		1,822,022		4.6		1,136	28.3	170,406	18.7
10	3 cows	902		8.3		2,706		4.0		1,247,365		3.1		500	12.5	116,288	12.7
11	4 cows	655	4,502	6.0	39.8	2,620	23,796	3.8	33.2	1,242,328	12,916,143	3.1	31.8	348	8.7	106,588	11.7
12	5 to 9 cows	1,932		17.8		13,040		19.1		7,173,304		18.0		566	14.1	249,237	27.3
13	10 to 14 cows	1,143	1,714	10.6	15.1	13,224	22,356	19.4	31.2	7,857,587	13,319,988	19.8	32.7	135	3.4	89,906	9.8
14	15 to 19 cows	580		5.4		9,565		14.1		5,863,289		14.7		66	1.6	40,600	4.4
15	20 to 29 cows	464	423	4.3	3.7	10,663	9,692	15.6	13.5	6,686,280	5,820,492	16.8	14.3	29	0.7	15,352	1.7
16	30 to 49 cows	185	183	1.7	1.6	6,622	6,467	9.7	9.0	4,245,528	3,756,412	10.7	9.2	18	0.4	12,327	1.4
17	50 to 74 cows	33	32	0.3	0.3	1,890	1,809	2.8	2.5	1,362,672	1,098,838	3.4	2.7	2	(2)	292	(2)
18	75 to 99 cows	4	8	(2)	0.1	310	660	0.5	0.9	233,070	390,682	0.6	1.0				
19	100 cows and over	5	4	(2)	(2)	727	528	1.1	0.7	581,202	227,601	1.5	0.6				
	VERMONT:																
20	Total	19,124	21,587	100.0	100.0	257,565	255,772	100.0	100.0	147,743,230	139,075,554	100.0	100.0	3,374	100.0	1,256,128	100.0
21	No cows milked																
22	1 cow	2,332	3,774	12.2	17.5	2,332	5,455	0.9	2.1	1,125,654	2,737,040	0.8	2.0	915	27.1	94,730	7.5
23	2 cows	1,459		7.6		2,918		1.1		1,285,666		0.9		747	22.1	123,993	9.9
24	3 cows	776		4.1		2,328		0.9		1,054,850		0.7		376	11.1	95,866	7.6
25	4 cows	625	7,005	3.3	32.5	2,500	41,232	1.0	16.1	1,216,638	21,693,884	0.8	15.6	250	7.4	86,199	6.9
26	5 to 9 cows	3,254		17.0		22,695		8.8		12,000,557		8.1		576	17.1	310,998	24.8
27	10 to 14 cows	3,235	6,694	16.9	31.0	38,410	92,070	14.9	36.0	21,146,158	49,718,448	14.3	35.7	250	7.4	197,050	15.7
28	15 to 19 cows	2,607		13.6		43,599		16.9		24,839,529		16.8		122	3.6	123,175	9.8
29	20 to 29 cows	3,038	2,784	15.9	12.9	71,131	64,905	27.6	25.4	41,452,598	35,782,741	28.1	25.7	103	3.1	147,070	11.7
30	30 to 49 cows	1,532	1,136	8.0	5.3	54,514	39,899	21.2	15.6	32,664,793	22,474,285	22.1	16.2	27	0.8	58,775	4.7
31	50 to 74 cows	212	165	1.1	0.8	12,058	9,469	4.7	3.7	7,447,614	5,225,632	5.0	3.8	5	0.1	6,132	0.5
32	75 to 99 cows	37	19	0.2	0.1	3,066	1,567	1.2	0.6	2,193,649	878,788	1.5	0.6	2	0.1	11,990	1.0
33	100 to 199 cows	17	10	0.1	(2)	2,012	1,175	0.8	0.5	1,315,524	564,736	0.9	0.4	1	(2)	150	(2)
34	200 cows and over																
	MASSACHUSETTS:																
35	Total	16,128	17,271	100.0	100.0	129,481	130,637	100.0	100.0	89,557,866	85,420,875	100.0	100.0	2,718	100.0	414,946	100.0
36	No cows milked																
37	1 cow	5,072	6,619	31.4	38.3	5,072	9,091	3.9	7.0	2,760,527	4,655,967	3.1	5.5	1,044	38.4	78,097	18.8
38	2 cows	2,636		16.3		5,272		4.1		2,628,466		2.9		779	28.7	87,886	21.2
39	3 cows	882		5.5		2,646		2.0		1,341,216		1.5		270	9.9	43,089	10.4
40	4 cows	597	5,975	3.7	34.6	2,388	32,400	1.8	24.8	1,326,798	19,977,185	1.5	23.4	147	5.4	28,298	6.8
41	5 to 9 cows	2,206		13.7		15,105		11.7		9,362,003		10.5		250	9.2	82,399	19.9
42	10 to 14 cows	1,845	3,200	11.4	18.5	21,555	42,416	16.6	32.5	14,645,322	28,323,866	16.4	33.2	99	3.6	49,732	12.0
43	15 to 19 cows	1,104		6.8		18,276		14.1		12,741,870		14.2		46	1.7	13,634	3.3
44	20 to 29 cows	1,086	934	6.7	5.4	25,117	21,517	19.4	16.5	18,104,815	14,464,834	20.2	16.9	43	1.6	9,662	2.3
45	30 to 49 cows	513	397	3.2	2.3	18,346	14,292	14.2	10.9	13,579,303	9,723,358	15.2	11.4	30	1.1	17,615	4.2
46	50 to 74 cows	107	102	0.7	0.6	6,231	5,825	4.8	4.5	5,178,429	4,315,523	5.8	5.1	5	0.2	1,249	0.3
47	75 to 99 cows	43	20	0.3	0.1	3,578	1,607	2.8	1.2	3,034,859	1,381,832	3.4	1.6	3	0.1	1,130	0.3
48	100 to 199 cows	31	22	0.2	0.1	4,037	2,844	3.1	2.2	3,432,008	2,017,107	3.8	2.4	1	(2)	2,080	0.5
49	200 cows and over	6	2	(2)	(2)	1,858	645	1.4	0.5	1,402,250	561,203	1.6	0.7	1	(2)	75	(2)
	RHODE ISLAND:																
50	Total	1,821	2,376	100.0	100.0	19,362	20,535	100.0	100.0	14,218,679	14,889,788	100.0	100.0	264	100.0	34,210	100.0
51	No cows milked																
52	1 cow	484	904	26.6	38.0	484	1,287	2.5	6.3	283,650	660,587	2.0	4.4	96	36.4	6,904	20.2
53	2 cows	246		13.5		492		2.5		268,512		1.9		67	25.4	7,262	21.2
54	3 cows	99		5.4		297		1.5		139,162		1.0		35	13.3	3,396	9.9
55	4 cows	56	697	3.1	29.3	224	3,806	1.2	18.5	133,111	2,481,990	0.9	16.7	11	4.2	1,919	5.6
56	5 to 9 cows	236		13.0		1,603		8.3		1,047,810		7.4		25	9.5	3,326	9.7
57	10 to 14 cows	212	503	11.6	21.2	2,471	6,809	12.8	33.2	1,780,765	5,123,094	12.5	34.4	9	3.4	1,060	3.1
58	15 to 19 cows	170		9.3		2,834		14.6		2,061,907		14.5		8	3.0	5,740	16.8
59	20 to 29 cows	167	163	9.2	6.9	3,828	3,768	19.8	18.3	2,857,934	2,995,987	20.1	20.1	9	3.4	3,893	11.4
60	30 to 49 cows	104	82	5.7	3.5	3,711	2,880	19.2	14.0	2,989,615	2,099,459	21.0	14.1	3	1.1	430	1.3
61	50 to 74 cows	30	17	1.6	0.7	1,784	999	9.2	4.9	1,311,400	781,022	9.2	5.2	1	0.4	280	0.8
62	75 to 99 cows	11	7	0.6	0.3	904	584	4.7	2.8	726,240	454,853	5.1	3.1				
63	100 to 199 cows	6	3	0.3	0.1	730	402	3.8	2.0	618,573	292,796	4.4	2.0				
64	200 cows and over																
	CONNECTICUT:																
65	Total	12,938	13,045	100.0	100.0	105,019	98,184	100.0	100.0	71,963,767	64,137,369	100.0	100.0	3,052	100.0	364,190	100.0
66	No cows milked																
67	1 cow	3,935	5,245	30.4	40.2	3,935	7,452	3.7	7.6	2,114,631	3,632,700	2.9	5.7	1,171	38.4	86,988	23.9
68	2 cows	2,302		17.8		4,604		4.4		2,212,968		3.1		975	31.9	105,193	28.9
69	3 cows	814		6.3		2,442		2.3		1,108,380		1.5		344	11.3	41,046	11.3
70	4 cows	408	4,086	3.2	31.3	1,632	22,478	1.6	22.9	817,002	13,325,202	1.1	20.8	147	4.8	23,301	6.4
71	5 to 9 cows	1,484		11.5		10,375		9.9		6,615,838		9.2		199	6.5	50,007	13.7
72	10 to 14 cows	1,481	2,590	11.4	19.9	17,460	34,374	16.8	35.0	11,841,628	23,962,556	16.5	37.4	88	2.9	22,100	6.1
73	15 to 19 cows	1,034		8.0		17,222		16.4		12,229,308		17.0		50	1.6	5,466	1.5
74	20 to 29 cows	872	719	6.7	5.5	20,247	16,308	19.3	16.6	14,456,921	11,061,449	20.1	17.2	44	1.4	9,151	2.5
75	30 to 49 cows	467	310	3.6	2.4	15,838	10,954	16.0	11.2	12,491,640	7,613,544	17.4	11.9	23	0.8	13,492	3.7
76	50 to 74 cows	106	69	0.8	0.5	6,036	3,903	5.7	4.0	4,629,571	2,607,717	6.4	4.1	8	0.3	4,951	1.4
77	75 to 99 cows	12	15	0.1	0.1	995	1,246	0.9	1.3	807,665	890,915	1.1	1.4	2	0.1	145	(2)
78	100 cows and over	23	11	0.2	0.1	3,233	1,468	3.1	1.5	2,658,215	1,043,286	3.7	1.6	1	(2)	2,390	0.7

1 Milk, cream, or butter. 2 Less than one-tenth of 1 percent.

PRODUCTION, 1939 AND 1929; BUTTER CHURNED AND DAIRY PRODUCTS SOLD, 1939; WITH NUMBER OF COWS KEPT BY DIVISIONS AND STATES—Continued

Farms reporting dairy products sold [1]	DAIRY PRODUCTS SOLD, 1939											COWS AND HEIFERS KEPT MAINLY FOR MILK PRODUCTION, APR. 1, 1940			
	Whole milk sold				Cream sold			Butter sold				Farms reporting	Number		
	Farms reporting		Gallons		Farms reporting		Butterfat content (pounds)	Farms reporting		Pounds			Total	Average per farm reporting	
	Number	Percent distribution	Number	Percent distribution	Number	Percent distribution		Number	Percent distribution	Number	Percent distribution				
2,038	1,701	17.8	9,529,500	27.1	357	14.5	451,575	274	3.2	330,737	11.3	2,001	24,811	12.4	1
711	648	6.8	5,582,776	15.9	125	5.1	199,038	57	0.7	64,859	2.2	703	12,353	17.6	2
464	437	4.6	5,498,783	15.6	92	3.7	175,699	29	0.3	40,234	1.4	461	11,252	24.4	3
121	119	1.2	2,566,539	7.3	24	1.0	73,165	6	0.1	10,565	0.4	121	4,670	38.6	4
20	20	0.2	818,790	2.3	6	0.2	14,808	1	(2)	25	(2)	20	1,335	66.8	5
7,082	6,056	100.0	30,781,736	100.0	648	100.0	387,715	1,480	100.0	508,743	100.0	10,572	72,399	6.8	6
												181	610	3.4	7
719	554	9.1	124,420	0.4	33	5.1	3,923	206	13.9	16,623	3.3	2,700	3,356	1.2	8
972	713	11.8	336,162	1.1	73	11.3	9,708	374	25.3	55,967	11.0	1,933	4,310	2.2	9
635	464	7.7	420,945	1.4	76	11.7	17,994	238	16.1	58,331	11.5	869	2,927	3.4	10
526	409	6.8	545,285	1.8	60	9.3	19,022	195	13.2	64,243	12.6	628	2,736	4.4	11
1,822	1,584	26.2	5,084,523	16.5	202	31.2	116,920	339	22.9	186,506	36.7	1,891	13,328	7.0	12
1,139	1,085	17.9	6,879,653	22.3	93	14.4	70,925	78	5.3	73,120	14.4	1,118	13,992	12.5	13
580	565	9.3	5,323,367	17.3	39	6.0	42,303	28	1.9	32,743	6.4	570	10,112	17.7	14
463	458	7.6	6,197,186	20.1	40	6.2	37,157	11	0.7	10,756	2.1	457	10,931	23.9	15
184	183	3.0	3,867,545	12.6	26	4.0	28,939	11	0.7	10,454	2.1	183	7,126	38.9	16
33	32	0.5	1,235,917	4.0	5	0.8	31,065					33	1,929	58.5	17
4	4	0.1	188,149	0.6	1	0.2	9,759					4	266	66.5	18
5	5	0.1	578,584	1.9								5	776	155.2	19
15,997	13,604	100.0	128,330,025	100.0	1,801	100.0	2,455,690	1,527	100.0	921,125	100.0	18,676	281,883	15.1	20
												267	1,699	6.4	21
466	257	1.9	59,984	(2)	27	1.5	3,240	219	14.3	22,054	2.4	2,068	3,124	1.5	22
667	375	2.8	200,399	0.2	81	4.5	19,201	299	19.6	49,270	5.3	1,367	3,276	2.4	23
539	273	2.0	263,623	0.2	124	6.9	46,740	204	13.4	55,234	6.0	745	2,551	3.4	24
532	320	2.4	457,430	0.4	129	7.2	73,416	162	10.6	61,203	6.6	588	2,542	4.3	25
3,130	2,372	17.4	8,263,109	6.4	616	34.2	539,352	378	24.8	249,897	27.1	3,136	24,793	7.9	26
3,222	2,852	21.0	17,515,113	13.6	407	22.6	646,285	134	8.8	169,129	18.4	3,153	41,373	13.1	27
2,606	2,453	18.0	22,185,361	17.3	192	10.7	403,663	62	4.1	108,982	11.8	2,565	47,827	18.6	28
3,037	2,932	21.6	38,149,139	29.7	151	8.4	467,161	51	3.3	131,879	14.3	3,001	77,546	25.8	29
1,532	1,506	11.1	30,794,189	24.0	60	3.3	203,064	14	0.9	56,277	6.1	1,522	58,930	38.7	30
212	210	1.5	7,106,041	5.5	7	0.4	33,662	2	0.1	5,300	0.6	210	12,864	61.3	31
37	37	0.3	2,084,372	1.6	3	0.2	5,475	2	0.1	11,900	1.3	37	3,312	89.5	32
17	17	0.1	1,251,265	1.0	4	0.2	14,431					17	2,046	120.4	33
															34
10,218	9,845	100.0	78,336,092	100.0	441	100.0	404,094	515	100.0	173,558	100.0	15,806	136,249	8.6	35
												335	1,018	3.0	36
1,141	1,070	10.9	350,613	0.4	18	4.1	1,059	88	17.1	6,179	3.6	4,706	5,568	1.2	37
1,217	1,132	11.5	793,846	1.0	37	8.4	6,074	128	24.9	14,157	8.2	2,547	5,660	2.2	38
585	527	5.4	633,029	0.8	33	7.5	9,216	72	14.0	15,506	8.9	849	2,733	3.2	39
470	438	4.4	809,084	1.0	35	7.9	14,114	42	8.2	10,996	6.3	579	2,564	4.4	40
2,078	2,003	20.3	7,867,714	10.0	90	20.4	42,046	110	21.4	51,771	29.8	2,141	15,670	7.3	41
1,839	1,803	18.3	13,451,471	17.2	63	14.3	60,743	38	7.4	42,189	24.3	1,806	22,199	12.3	42
1,103	1,098	11.2	11,940,980	15.2	39	8.8	58,701	13	2.5	8,290	4.8	1,078	19,047	17.7	43
1,085	1,078	10.9	17,068,566	21.8	58	13.2	57,189	10	1.9	6,761	3.9	1,073	26,099	24.3	44
513	510	5.2	12,799,100	16.3	47	10.7	93,474	9	1.7	13,687	7.9	506	19,239	38.0	45
107	107	1.1	4,966,201	6.3	12	2.7	29,859	2	0.4	992	0.6	106	6,445	60.8	46
43	42	0.4	2,904,901	3.7	5	1.1	18,125	1	0.2	900	0.5	43	3,657	85.0	47
31	31	0.3	3,366,849	4.3	3	0.7	11,184	1	0.2	2,080	1.2	31	4,350	140.3	48
6	6	0.1	1,383,738	1.8	1	0.2	2,310	1	0.2	50	(2)	6	2,000	333.3	49
1,294	1,283	100.0	12,824,253	100.0	62	100.0	71,193	38	100.0	8,864	100.0	1,801	19,543	10.9	50
												28	125	4.5	51
136	134	10.4	51,342	0.4	2	3.2	124	5	13.2	308	3.5	462	563	1.2	52
132	129	10.1	88,159	0.7	4	6.5	1,056	9	23.7	998	11.3	239	529	2.2	53
62	61	4.8	59,720	0.5	2	3.2	850	7	18.4	941	10.6	97	314	3.2	54
46	46	3.6	94,027	0.7	2	3.2	528	3	7.9	972	11.0	55	227	4.1	55
220	218	17.0	901,062	7.0	7	11.3	2,886	5	13.2	300	3.4	229	1,610	7.0	56
211	211	16.4	1,638,519	12.8	9	14.5	6,859	2	5.3	300	3.4	209	2,510	12.0	57
169	168	13.1	1,955,739	15.2	7	11.3	4,931	4	10.5	1,975	22.3	170	2,897	17.0	58
167	166	12.9	2,727,406	21.3	9	14.5	7,562	2	5.3	2,840	32.0	164	3,928	24.0	59
104	104	8.1	2,863,988	22.3	6	9.7	8,420					101	3,566	35.3	60
30	29	2.3	1,187,558	9.3	9	14.5	28,572	1	2.6	230	2.6	30	1,787	59.6	61
11	11	0.9	686,235	5.4	3	4.8	4,405					11	887	80.6	62
6	6	0.5	572,498	4.5	2	3.2	5,000					6	600	100.0	63
															64
7,183	6,912	100.0	62,003,185	100.0	340	100.0	265,734	389	100.0	97,970	100.0	12,777	114,336	8.9	65
												199	562	2.8	66
481	418	6.0	132,120	0.2	24	7.1	3,066	74	19.0	5,451	5.6	3,728	4,545	1.2	67
685	610	8.8	355,883	0.6	39	11.5	6,385	105	27.0	13,082	13.4	2,244	4,919	2.2	68
406	363	5.3	352,249	0.6	37	10.9	12,104	59	15.2	6,615	6.8	794	2,651	3.3	69
256	241	3.5	393,280	0.6	9	2.6	2,138	24	6.2	5,206	5.3	394	1,801	4.6	70
1,368	1,317	19.1	5,471,281	8.8	59	17.4	37,003	64	16.5	27,325	27.9	1,461	11,257	7.7	71
1,475	1,457	21.1	10,807,175	17.4	39	11.5	42,175	28	7.2	14,671	15.0	1,462	18,880	12.9	72
1,033	1,030	14.9	11,416,239	18.4	34	10.0	34,339	11	2.8	2,095	2.1	1,025	18,933	18.5	73
871	868	12.6	13,593,691	21.9	52	15.3	58,161	13	3.3	6,221	6.3	866	22,006	25.4	74
467	467	6.8	11,754,785	19.0	26	7.6	28,267	7	1.8	11,616	11.9	463	17,960	38.8	75
106	106	1.5	4,363,046	7.0	15	4.4	32,689	3	0.8	3,298	3.4	106	6,627	62.5	76
12	12	0.2	765,522	1.2	2	0.6	2,360					12	966	80.5	77
23	23	0.3	2,597,916	4.2	4	1.2	7,047	1	0.3	2,390	2.4	23	3,229	140.4	78

TABLE 12.—CLASSIFICATION BY NUMBER OF COWS MILKED—FARMS REPORTING, NUMBER OF COWS MILKED, AND MILK MAINLY FOR MILK PRODUCTION, 1940;

	DIVISION AND STATE AND NUMBER OF COWS MILKED	COWS AND HEIFERS MILKED								MILK PRODUCED (GALLONS)				BUTTER CHURNED, 1939			
		Farms reporting				Number								Farms reporting		Pounds	
				Percent distribution				Percent distribution				Percent distribution					
		1939	1929	1939	1929	1939	1929	1939	1929	1939	1929	1939	1929	Number	Percent distribution	Number	Percent distribution
	MIDDLE ATLANTIC																
	NEW YORK:																
1	Total	115,925	130,142	100.0	100.0	1,269,653	1,243,061	100.0	100.0	838,415,443	800,523,979	100.0	100.0	33,421	100.0	7,652,277	100.0
2	No cows milked																
3	1 cow	17,913	33,045	15.5	25.4	17,913	47,665	1.4	3.8	9,466,363	25,613,632	1.1	3.2	8,855	26.5	1,007,976	13.2
4	2 cows	12,468		10.8		24,936		2.0		12,257,152		1.5		7,646	22.9	1,388,283	18.1
5	3 cows	6,905		6.0		20,709		1.6		10,502,715		1.3		3,936	11.8	1,001,947	13.1
6	4 cows	5,224	46,757	4.5	35.9	20,896	260,431	1.6	21.0	10,941,408	155,644,489	1.3	19.4	2,486	7.4	777,945	10.2
7	5 to 9 cows	21,115		18.2		145,804		11.5		87,086,720		10.4		4,790	14.3	2,004,154	26.2
8	10 to 14 cows	18,413	33,209	15.9	25.5	217,970	452,297	17.2	36.4	142,026,103	296,380,337	16.9	37.0	1,950	5.8	653,912	8.5
9	15 to 19 cows	13,214		11.4		220,799		17.4		147,347,222		17.6		1,378	4.1	304,180	4.0
10	20 to 29 cows	13,622	11,852	11.8	9.1	317,550	274,949	25.0	22.1	216,323,176	183,007,687	25.8	22.9	1,601	4.8	288,007	3.8
11	30 to 49 cows	5,976	4,578	5.2	3.5	211,426	160,462	16.7	12.9	148,297,497	107,296,252	17.7	13.4	675	2.0	137,189	1.8
12	50 to 74 cows	849	544	0.7	0.4	48,387	30,851	3.8	2.5	35,390,748	20,501,242	4.2	2.6	82	0.2	20,964	0.3
13	75 to 99 cows	136	90	0.1	0.1	11,308	7,354	0.9	0.6	8,729,966	5,153,990	1.0	0.6	14	(2)	63,666	0.8
14	100 to 199 cows	83	61	0.1	(2)	10,201	7,523	0.8	0.6	8,484,332	5,788,120	1.0	0.7	8	(2)	4,054	0.1
15	200 cows and over	7	6	(2)	(2)	1,754	1,529	0.1	0.1	1,562,041	1,138,230	0.2	0.1				
	NEW JERSEY:																
16	Total	12,614	14,158	100.0	100.0	133,242	111,784	100.0	100.0	101,930,364	81,772,540	100.0	100.0	2,820	100.0	361,008	100.0
17	No cows milked																
18	1 cow	4,244	6,597	33.6	46.6	4,244	8,616	3.2	7.7	2,096,270	4,059,894	2.1	5.0	1,320	46.8	102,301	28.3
19	2 cows	1,845		14.6		3,690		2.8		1,693,415		1.7		791	28.0	93,965	26.0
20	3 cows	593		4.7		1,779		1.3		816,949		0.8		253	9.0	39,220	10.9
21	4 cows	298	3,603	2.4	25.4	1,192	20,310	0.9	18.2	589,266	12,794,892	0.6	15.6	114	4.0	21,926	6.1
22	5 to 9 cows	1,008		8.0		7,077		5.3		4,580,777		4.5		166	5.9	49,387	13.7
23	10 to 14 cows	1,317	2,531	10.4	17.9	15,700	34,030	11.8	30.4	11,372,315	25,199,038	11.2	30.8	61	2.2	17,999	5.0
24	15 to 19 cows	1,025		8.1		17,097		12.8		13,131,388		12.9		38	1.3	5,480	1.5
25	20 to 29 cows	1,226	848	9.7	6.0	28,632	19,611	21.5	17.5	22,427,605	15,217,706	22.0	18.6	34	1.2	4,502	1.2
26	30 to 49 cows	785	448	6.2	3.2	28,392	15,864	21.3	14.2	22,680,810	12,333,898	22.3	15.1	34	1.2	18,168	5.0
27	50 to 74 cows	176	76	1.4	0.5	10,043	4,340	7.5	3.9	8,445,484	3,358,147	8.3	4.1	3	0.1	380	0.1
28	75 to 99 cows	37	19	0.3	0.1	3,136	1,561	2.4	1.4	2,840,984	1,400,568	2.8	1.7	3	0.1	1,080	0.3
29	100 to 199 cows	42	24	0.3	0.2	5,444	3,241	4.1	2.9	4,892,037	2,905,825	4.8	3.6	1	(2)	400	0.1
30	200 cows and over	18	12	0.1	0.1	6,816	4,211	5.1	3.8	6,363,064	4,502,572	6.2	5.5	2	0.1	6,200	1.7
	PENNSYLVANIA:																
31	Total	125,359	139,684	100.0	100.0	796,236	808,090	100.0	100.0	495,545,893	479,930,541	100.0	100.0	45,800	100.0	10,554,283	100.0
32	No cows milked																
33	1 cow	28,900	47,031	23.1	33.7	28,900	69,189	3.6	8.6	13,497,077	33,530,593	2.7	7.0	15,229	33.3	1,632,433	15.5
34	2 cows	19,670		15.7		39,340		4.9		17,078,065		3.5		12,483	27.3	2,198,044	20.8
35	3 cows	10,242		8.2		30,726		3.9		13,963,343		2.8		6,054	13.2	1,506,094	14.3
36	4 cows	8,092	67,364	6.5	48.2	32,368	363,531	4.1	45.0	15,496,903	202,632,309	3.1	42.2	3,878	8.5	1,224,440	11.6
37	5 to 9 cows	29,477		23.5		201,107		25.3		115,474,344		23.4		6,020	13.1	2,654,413	25.2
38	10 to 14 cows	16,157	21,490	12.9	15.4	187,530	273,039	23.6	33.8	121,964,385	175,275,070	24.7	36.5	1,319	2.9	648,098	6.1
39	15 to 19 cows	7,021		5.6		116,053		14.6		79,751,424		16.2		440	1.0	203,004	1.9
40	20 to 29 cows	4,329	2,940	3.5	2.1	98,310	66,381	12.3	8.2	69,502,912	43,858,531	14.1	9.1	268	0.6	233,673	2.2
41	30 to 49 cows	1,219	701	1.0	0.5	42,331	24,356	5.3	3.0	30,701,624	16,047,324	6.2	3.3	78	0.2	116,271	1.1
42	50 to 74 cows	176	121	0.1	0.1	10,031	6,977	1.3	0.9	7,768,010	4,858,661	1.6	1.0	21	(2)	53,160	0.5
43	75 to 99 cows	39	14	(2)	(2)	3,287	1,165	0.4	0.1	2,673,308	856,581	0.5	0.2	6	(2)	42,876	0.4
44	100 to 199 cows	31	18	(2)	(2)	4,102	2,272	0.5	0.3	3,552,724	1,813,224	0.7	0.4	4	(2)	41,777	0.4
45	200 cows and over	6	5	(2)	(2)	2,151	1,180	0.3	0.1	1,921,774	1,058,248	0.4	0.2				
	EAST NORTH CENTRAL																
	OHIO:																
46	Total	186,928	187,772	100.0	100.0	932,817	848,176	100.0	100.0	496,972,126	454,116,752	100.0	100.0	64,838	100.0	8,796,839	100.0
47	No cows milked																
48	1 cow	34,708	63,513	18.6	33.8	34,708	96,933	3.7	11.4	15,720,494	45,556,088	3.2	10.0	16,961	26.2	1,520,100	17.3
49	2 cows	29,211		15.6		58,422		6.3		25,630,996		5.2		13,607	21.0	1,552,641	17.6
50	3 cows	21,898		11.7		65,694		7.0		30,008,496		6.0		8,548	13.2	1,091,494	12.4
51	4 cows	21,086	108,813	11.3	57.9	84,332	535,652	9.0	63.2	39,873,139	275,108,929	8.0	60.6	7,238	11.2	976,151	11.1
52	5 to 9 cows	58,250		31.2		377,546		40.5		194,820,123		39.2		14,994	23.1	2,551,490	29.0
53	10 to 14 cows	14,859	13,706	7.9	7.3	168,404	167,963	18.1	19.8	97,693,110	102,002,269	19.7	22.5	2,610	4.0	631,435	7.2
54	15 to 19 cows	4,042		2.2		65,996		7.1		40,966,751		8.2		537	0.8	192,704	2.2
55	20 to 29 cows	2,200	1,322	1.2	0.7	49,420	29,624	5.3	3.5	31,562,357	19,389,092	6.4	4.3	254	0.4	117,349	1.3
56	30 to 49 cows	569	339	0.3	0.2	19,776	11,707	2.1	1.4	13,729,755	7,422,500	2.8	1.6	69	0.1	41,937	0.5
57	50 to 74 cows	72	56	(2)	(2)	4,152	3,172	0.4	0.4	2,953,753	2,071,253	0.6	0.5	11	(2)	17,979	0.2
58	75 to 99 cows	18	4	(2)	(2)	1,633	336	0.2	(2)	1,456,985	217,185	0.3	(2)	3	(2)	41,339	0.5
59	100 cows and over	18	19	(2)	(2)	2,732	2,791	0.3	0.3	2,556,167	2,349,438	0.5	0.5	6	(2)	82,220	0.7
	INDIANA:																
60	Total	153,561	156,197	100.0	100.0	697,363	662,360	100.0	100.0	348,413,599	332,182,790	100.0	100.0	48,262	100.0	4,725,452	100.0
61	No cows milked																
62	1 cow	29,444	57,046	19.2	36.5	29,444	87,337	4.2	13.2	12,719,140	40,105,801	3.7	12.1	13,320	27.6	905,232	19.2
63	2 cows	26,683		17.4		53,366		7.7		22,472,666		6.4		10,996	22.8	891,090	18.9
64	3 cows	20,172		13.1		60,516		8.7		26,743,350		7.7		6,656	13.8	592,224	12.5
65	4 cows	18,749	88,364	12.2	56.6	74,996	426,792	10.8	64.4	34,004,379	207,747,344	9.8	62.5	5,361	11.1	511,039	10.8
66	5 to 9 cows	44,878		29.2		286,366		41.1		139,895,890		40.2		9,917	20.5	1,280,006	27.1
67	10 to 14 cows	9,490	9,585	6.2	6.1	107,083	116,530	15.4	17.6	58,787,802	64,960,221	16.9	19.6	1,517	3.1	327,765	6.9
68	15 to 19 cows	2,455		1.6		40,194		5.8		23,739,896		6.8		298	0.6	92,637	2.0
69	20 to 29 cows	1,284	924	0.8	0.6	28,913	20,608	4.1	3.1	18,601,162	12,150,014	5.3	3.7	140	0.3	79,676	1.7
70	30 to 49 cows	332	227	0.2	0.1	11,362	7,751	1.6	1.2	7,653,765	4,885,266	2.2	1.5	48	0.1	28,976	0.6
71	50 to 74 cows	55	41	(2)	(2)	3,100	2,407	0.4	0.4	2,287,840	1,612,923	0.7	0.5	6	(2)	12,307	0.3
72	75 to 99 cows	12	6	(2)	(2)	1,029	514	0.1	0.1	855,140	366,284	0.2	0.1	2	(2)	1,500	(2)
73	100 to 199 cows	7	4	(2)	(2)	994	421	0.1	0.1	672,569	356,957	0.2	0.1	1	(2)	3,000	0.1
74	200 cows and over																
	ILLINOIS:																
75	Total	164,252	190,861	100.0	100.0	983,704	963,882	100.0	100.0	527,832,954	506,574,072	100.0	100.0	85,510	100.0	8,957,827	100.0
76	No cows milked																
77	1 cow	31,241	63,013	17.0	33.0	31,241	96,541	3.2	10.0	13,637,796	43,636,024	2.6	8.6	17,111	20.5	1,154,824	12.9
78	2 cows	30,451		16.5		60,902		6.2		25,170,061		4.8		18,175	21.8	1,548,769	17.3

[1]Milk, cream, or butter. [2]Less than one-tenth of 1 percent.

PRODUCTION, 1939 AND 1929; BUTTER CHURNED AND DAIRY PRODUCTS SOLD, 1939; WITH NUMBER OF COWS KEPT BY DIVISIONS AND STATES—Continued

Farms reporting dairy products sold [1]	DAIRY PRODUCTS SOLD, 1939											COWS AND HEIFERS KEPT MAINLY FOR MILK PRODUCTION, APR. 1, 1940			
	Whole milk sold				Cream sold			Butter sold				Farms reporting	Number		
	Farms reporting		Gallons		Farms reporting		Butterfat content (pounds)	Farms reporting		Pounds			Total	Average per farm reporting	
	Number	Percent distribution	Number	Percent distribution	Number	Percent distribution		Number	Percent distribution	Number	Percent distribution				
91,536	76,547	100.0	738,880,425	100.0	7,955	100.0	5,142,994	13,184	100.0	4,205,127	100.0	114,738	1,361,600	11.9	1
												2,470	14,348	5.8	2
3,845	1,593	2.1	423,312	0.1	319	4.0	38,854	2,250	17.1	208,713	5.0	16,482	22,278	1.4	3
6,139	2,508	3.3	1,412,660	0.2	1,149	14.4	280,356	3,270	24.8	530,405	12.6	11,900	27,960	2.3	4
4,928	2,146	2.8	2,306,482	0.3	1,344	16.9	482,247	2,154	16.3	539,471	12.8	6,669	22,436	3.4	5
4,317	2,398	3.1	4,046,878	0.5	1,129	14.2	528,865	1,375	10.4	470,626	11.2	5,044	22,174	4.4	6
20,088	16,516	21.6	65,180,962	8.8	2,545	32.0	1,803,990	2,703	20.5	1,453,493	34.6	20,549	154,260	7.5	7
18,353	17,750	23.2	129,435,727	17.5	675	8.5	747,118	634	4.8	491,833	11.7	18,116	231,246	12.8	8
13,200	13,049	17.0	138,113,564	18.7	280	3.5	353,046	294	2.2	204,002	4.9	13,049	234,533	18.0	9
13,617	13,556	17.7	205,461,638	27.8	266	3.3	346,079	306	2.3	157,664	3.7	13,474	334,715	24.8	10
5,974	5,958	7.8	141,189,877	19.1	178	2.2	306,677	161	1.2	74,353	1.8	5,914	221,909	37.5	11
849	849	1.1	33,816,868	4.6	45	0.6	106,526	23	0.2	11,245	0.3	845	50,901	60.2	12
136	135	0.2	8,058,981	1.1	15	0.2	41,759	11	0.1	61,618	1.5	136	12,110	89.0	13
83	82	0.1	7,887,440	1.1	10	0.1	107,499	3	(2)	1,704	(2)	83	10,951	131.9	14
7	7	(2)	1,546,056	0.2								7	1,779	254.1	15
6,938	6,594	100.0	93,533,316	100.0	202	100.0	182,477	444	100.0	105,767	100.0	12,409	138,764	11.2	16
												412	1,464	3.6	17
518	407	6.2	100,892	0.1	25	12.4	2,472	125	28.2	9,027	8.5	3,858	4,623	1.2	18
492	385	5.8	230,682	0.2	41	20.3	10,916	113	25.5	14,992	14.2	1,758	3,929	2.2	19
264	213	3.2	220,186	0.2	20	9.9	7,389	62	14.0	10,740	10.2	561	1,803	3.2	20
176	151	2.3	282,564	0.3	9	4.5	2,808	36	8.1	9,116	8.6	291	1,258	4.3	21
881	842	12.8	3,814,735	4.1	14	6.9	7,376	57	12.8	27,149	25.7	969	7,265	7.5	22
1,302	1,294	19.6	10,669,902	11.4	21	10.4	34,388	19	4.3	10,420	9.9	1,294	16,226	12.5	23
1,025	1,024	15.5	12,574,079	13.4	15	7.4	17,297	7	1.6	2,290	2.2	1,003	17,506	17.5	24
1,223	1,222	18.5	21,637,919	23.1	24	11.9	29,968	6	1.4	1,055	1.0	1,214	29,470	24.3	25
784	783	11.9	21,919,080	23.4	22	10.9	37,560	13	2.9	14,153	13.4	780	29,791	38.2	26
176	176	2.7	8,251,787	8.8	6	3.0	13,987	2	0.5	225	0.2	173	10,098	58.4	27
37	37	0.6	2,792,039	3.0				1	0.2	600	0.6	37	3,122	84.4	28
42	42	0.6	4,757,842	5.1	4	2.0	16,256	1	0.2	300	0.3	41	5,357	130.7	29
18	18	0.3	6,281,609	6.7	1	0.5	2,060	2	0.5	5,700	5.4	18	6,852	380.7	30
86,207	62,786	100.0	397,049,552	100.0	9,636	100.0	5,489,398	18,975	100.0	5,626,702	100.0	124,129	840,998	6.8	31
												2,777	9,716	3.5	32
5,679	1,984	3.2	527,886	0.1	366	3.8	44,559	3,730	19.7	326,212	5.8	26,788	33,466	1.2	33
9,131	3,116	5.0	1,855,571	0.5	1,446	15.0	323,204	5,491	28.9	810,485	14.4	19,015	42,057	2.2	34
7,179	2,825	4.5	3,225,913	0.8	1,722	17.9	605,520	3,313	17.5	777,805	13.8	9,984	32,469	3.3	35
6,873	3,440	5.5	6,073,092	1.5	1,787	18.5	809,641	2,300	12.1	737,518	13.1	7,900	33,510	4.2	36
28,440	23,216	37.0	89,304,902	22.5	3,409	35.4	2,322,902	3,372	17.8	1,900,736	33.8	29,014	209,133	7.2	37
16,092	15,535	24.7	111,420,353	28.1	558	5.8	703,321	485	2.6	494,160	8.8	15,972	195,608	12.2	38
7,017	6,919	11.0	75,227,782	18.9	150	1.6	252,223	127	0.7	152,955	2.7	6,945	119,948	17.3	39
4,326	4,290	6.8	65,875,585	16.6	124	1.3	160,878	101	0.5	199,178	3.5	4,275	101,065	23.6	40
1,219	1,211	1.9	28,959,321	7.3	59	0.6	94,128	55	0.2	104,419	1.9	1,210	43,694	36.1	41
175	175	0.3	7,112,501	1.8	24	0.2	91,980	12	0.1	48,213	0.9	175	10,371	59.3	42
39	39	0.1	2,392,673	0.6	5	0.1	26,330	5	(2)	42,676	0.8	39	3,646	95.5	43
31	30	(2)	3,270,569	0.8	5	0.1	44,710	4	(2)	32,347	0.6	31	4,208	135.7	44
6	6	(2)	1,805,406	0.5	1	(2)	12,000					6	2,107	351.2	45
146,277	78,758	100.0	502,995,968	100.0	66,429	100.0	36,336,307	8,447	100.0	2,650,667	100.0	185,725	992,864	5.3	46
												4,622	14,502	3.1	47
8,878	2,588	3.3	692,597	0.2	4,960	7.5	579,917	1,817	21.5	151,612	5.7	51,866	42,200	1.3	48
19,413	5,723	7.3	3,739,358	1.2	12,716	19.1	2,861,461	2,006	23.7	273,507	10.3	28,125	65,195	2.3	49
19,223	6,967	8.8	8,097,721	2.7	11,912	17.9	4,248,192	1,269	15.0	279,802	10.6	21,371	70,977	3.3	50
19,973	8,830	11.2	14,811,968	4.9	11,188	16.8	5,482,596	945	11.2	281,482	10.6	20,702	89,164	4.3	51
57,079	35,661	45.3	114,849,102	37.9	22,287	33.6	17,803,964	1,877	22.2	976,474	36.8	57,490	390,784	6.8	52
14,798	12,505	15.9	78,082,933	25.8	2,670	4.0	3,828,958	355	4.2	330,030	12.5	14,715	172,752	11.7	53
4,038	3,718	4.7	35,581,387	11.7	444	0.7	874,429	92	1.1	124,353	4.7	3,993	67,434	16.9	54
2,199	2,107	2.7	28,538,638	9.4	183	0.3	399,564	57	0.7	83,836	3.2	2,167	50,601	23.4	55
569	553	0.7	12,457,057	4.1	55	0.1	157,652	20	0.2	29,658	1.1	566	20,526	36.3	56
71	70	0.1	2,702,349	0.9	7	(2)	19,585	6	0.1	16,734	0.6	72	4,255	59.1	57
18	18	(2)	1,275,201	0.4	2	(2)	15,090	2	(2)	41,159	1.6	18	1,579	87.7	58
18	18	(2)	2,167,657	0.7	5	(2)	67,099	5	0.1	62,040	2.3	18	2,895	160.8	59
122,180	56,651	100.0	179,065,577	100.0	66,682	100.0	36,317,648	3,794	100.0	1,138,554	100.0	152,575	746,643	4.9	60
												3,975	12,895	3.2	61
8,840	1,897	3.3	576,386	0.3	6,331	9.5	694,675	869	22.9	63,213	5.6	27,029	36,939	1.4	62
19,530	5,400	9.5	3,698,170	2.1	13,883	20.8	2,987,210	892	23.5	111,569	9.8	25,670	59,719	2.3	63
18,253	6,656	11.8	7,682,147	4.3	11,719	17.6	4,050,799	506	13.3	91,283	8.0	19,710	65,672	3.3	64
17,876	7,681	13.6	12,225,952	6.8	10,418	15.6	5,050,440	405	10.6	106,407	9.3	18,411	79,505	4.3	65
44,077	24,404	43.1	69,858,429	39.0	20,708	31.1	17,095,820	864	22.8	430,554	37.8	44,280	295,269	6.7	66
9,465	6,972	12.3	40,158,555	22.4	2,870	4.3	4,477,659	174	4.6	174,184	15.3	9,392	109,217	11.6	67
2,453	2,082	3.7	18,855,898	10.5	503	0.8	1,149,066	43	1.1	60,998	5.4	2,429	40,886	16.8	68
1,285	1,156	2.0	15,861,944	8.9	192	0.3	550,005	29	0.8	64,006	5.6	1,277	29,656	23.2	69
331	310	0.5	6,684,867	3.7	47	0.1	181,957	8	0.2	22,653	2.0	329	11,711	35.6	70
55	55	0.1	2,170,942	1.2	6	(2)	12,706	4	0.1	10,607	0.9	54	3,271	60.6	71
12	12	(2)	747,382	0.4	3	(2)	21,979	1	(2)	260	(2)	12	1,042	86.8	72
7	6	(2)	564,925	0.3	2	(2)	47,532	1	(2)	3,000	0.3	7	865	123.3	73
															74
141,713	59,003	100.0	303,107,523	100.0	65,485	100.0	42,977,527	6,249	100.0	1,866,490	100.0	185,069	1,080,669	5.9	75
												4,510	18,529	4.1	76
7,254	1,223	2.1	510,961	0.1	5,364	6.4	555,955	1,030	16.5	74,724	4.0	28,550	41,787	1.5	77
18,955	3,215	5.4	1,940,768	0.6	15,230	18.2	2,991,566	1,308	20.9	161,457	8.7	29,354	71,843	2.4	78

TABLE 12.—CLASSIFICATION BY NUMBER OF COWS MILKED—FARMS REPORTING, NUMBER OF COWS MILKED, AND MILK MAINLY FOR MILK PRODUCTION, 1940;

	DIVISION AND STATE AND NUMBER OF COWS MILKED	COWS AND HEIFERS MILKED								MILK PRODUCED (GALLONS)				BUTTER CHURNED, 1939			
		Farms reporting				Number								Farms reporting		Pounds	
				Percent distribution				Percent distribution				Percent distribution					
		1939	1929	1939	1929	1939	1929	1939	1929	1939	1929	1939	1929	Number	Percent distribution	Number	Percent distribution
	EAST NORTH CENTRAL—Continued																
	ILLINOIS—Contd.																
1	3 cows	21,843	105,373	11.9	55.2	65,529	525,723	6.7	54.5	27,739,087	251,298,519	5.3	49.6	12,385	14.8	1,219,445	13.6
2	4 cows	21,448		11.6		85,792		8.7		37,508,821		7.1		10,935	13.1	1,199,904	13.4
3	5 to 9 cows	54,182		29.4		348,881		35.5		168,517,567		31.9		21,137	25.3	2,924,135	32.6
4	10 to 14 cows	14,746	18,259	8.0	9.6	187,869	230,818	17.1	23.9	96,811,614	135,446,553	18.3	26.7	2,954	3.5	633,239	7.1
5	15 to 19 cows	5,174		2.8		85,411		8.7		56,542,713		10.7		475	0.6	149,640	1.7
6	20 to 29 cows	3,829	3,179	2.1	1.7	87,530	72,067	8.9	7.5	65,206,687	49,066,888	12.0	9.7	253	0.3	80,785	0.9
7	30 to 49 cows	1,196	935	0.6	0.5	41,684	32,104	4.2	3.3	31,526,925	22,294,999	6.0	4.4	74	0.1	25,102	0.3
8	50 to 74 cows	119	81	0.1	(2)	6,734	4,613	0.7	0.5	5,443,390	3,216,239	1.0	0.6	9	(2)	19,984	0.2
9	75 to 99 cows	17	13	(2)	(2)	1,417	1,034	0.1	0.1	1,186,226	821,695	0.2	0.2	1	(2)	2,100	(2)
10	100 to 199 cows	6	8	(2)	(2)	714	982	0.1	0.1	542,067	593,157	0.1	0.1	1	(2)	100	(2)
11	200 cows and over																
	MICHIGAN:																
12	Total	145,492	141,390	100.0	100.0	868,853	746,104	100.0	100.0	523,494,502	449,756,289	100.0	100.0	37,465	100.0	6,904,127	100.0
13	No cows milked																
14	1 cow	19,406	35,953	13.3	25.4	19,406	54,535	2.2	7.3	9,889,919	28,897,558	1.9	6.4	8,277	22.1	832,069	12.1
15	2 cows	16,822		11.6		33,644		3.9		17,029,149		3.3		6,732	18.0	978,169	14.2
16	3 cows	13,627		9.4		40,881		4.7		21,821,938		4.2		4,075	10.9	713,327	10.3
17	4 cows	15,152	89,216	10.4	63.1	60,608	473,985	7.0	63.5	33,466,311	278,400,797	6.4	61.9	3,802	10.1	718,044	10.4
18	5 to 9 cows	56,250		38.7		374,439		43.1		219,986,335		42.0		11,386	30.4	2,564,091	37.1
19	10 to 14 cows	16,889	14,829	11.6	10.5	191,444	180,488	22.0	24.2	120,088,627	116,774,678	22.9	26.0	2,490	6.6	767,819	11.1
20	15 to 19 cows	4,564		3.1		74,726		8.6		49,472,403		9.5		472	1.3	162,011	2.3
21	20 to 29 cows	2,191	1,109	1.5	0.8	49,236	24,851	5.7	3.3	33,605,397	16,469,145	6.4	3.7	188	0.5	107,146	1.6
22	30 to 49 cows	497	234	0.3	0.2	17,159	8,007	2.0	1.1	12,117,176	5,480,472	2.3	1.2	38	0.1	40,508	0.6
23	50 to 74 cows	62	30	(2)	(2)	3,520	1,728	0.4	0.2	2,852,907	1,418,530	0.5	0.3	3	(2)	10,525	0.2
24	75 to 99 cows	13	7	(2)	(2)	1,058	606	0.1	0.1	882,680	609,277	0.2	0.1	1	(2)	4,824	0.1
25	100 cows and over	19	12	(2)	(2)	2,732	1,904	0.3	0.3	2,281,660	1,705,832	0.4	0.4	1	(2)	5,594	0.1
	WISCONSIN:																
26	Total	167,407	168,890	100.0	100.0	2,023,908	1,869,841	100.0	100.0	1,321,612,412	1,241,337,856	100.0	100.0	7,993	100.0	1,661,885	100.0
27	No cows milked																
28	1 cow	6,636	12,886	4.0	7.6	6,636	19,477	0.3	1.0	3,295,944	10,803,711	0.2	0.9	1,941	24.3	175,796	10.5
29	2 cows	5,401		3.2		10,802		0.5		5,414,015		0.4		1,393	17.4	179,210	10.7
30	3 cows	4,585		2.7		13,755		0.7		7,254,077		0.5		714	8.9	106,287	6.3
31	4 cows	5,538	60,962	3.3	36.1	22,152	390,911	1.1	20.9	12,140,511	245,798,515	0.9	19.8	540	6.8	88,934	5.3
32	5 to 9 cows	41,219		24.6		297,026		14.7		178,549,009		13.5		1,718	21.5	354,499	21.1
33	10 to 14 cows	51,192	79,019	30.6	46.8	611,241	1,061,278	30.2	56.8	393,778,693	713,154,684	29.8	57.5	966	12.1	291,838	17.4
34	15 to 19 cows	31,246		18.7		519,599		25.7		346,087,700		26.2		424	5.3	160,860	9.6
35	20 to 29 cows	17,987	13,554	10.7	8.0	410,048	308,019	20.3	16.5	279,946,104	209,829,078	21.2	16.9	246	3.1	121,336	7.2
36	30 to 49 cows	3,339	2,298	2.0	1.4	114,393	78,359	5.7	4.2	80,688,249	53,127,248	6.1	4.3	35	0.4	31,989	1.9
37	50 to 74 cows	211	137	0.1	0.1	11,855	7,633	0.6	0.4	9,183,337	5,420,762	0.7	0.4	10	0.1	63,389	3.8
38	75 to 99 cows	31	17	(2)	(2)	2,551	1,379	0.1	0.1	1,990,445	1,002,113	0.2	0.1	2	(2)	27,695	1.6
39	100 to 199 cows	17	15	(2)	(2)	2,202	1,940	0.1	0.1	1,867,549	1,400,458	0.1	0.1	3	(2)	66,192	3.9
40	200 cows and over	5	2	(2)	(2)	1,648	845	0.1	(2)	1,416,979	801,287	0.1	0.1	1	(2)	13,860	0.8
	WEST NORTH CENTRAL																
	MINNESOTA:																
41	Total	173,367	170,317	100.0	100.0	1,552,279	1,455,767	100.0	100.0	866,590,376	825,441,483	100.0	100.0	31,389	100.0	5,381,467	100.0
42	No cows milked																
43	1 cow	9,334	17,358	5.4	10.2	9,334	26,981	0.6	1.9	4,748,082	14,272,177	0.5	1.7	3,647	11.6	346,930	6.4
44	2 cows	9,202		5.3		18,404		1.2		8,917,362		1.0		3,687	11.7	492,811	9.2
45	3 cows	7,844		4.5		23,532		1.5		11,570,846		1.3		2,604	8.3	384,418	7.1
46	4 cows	9,720	89,798	5.6	52.7	38,880	554,572	2.5	38.1	19,750,853	303,229,061	2.3	36.7	2,594	8.3	397,566	7.4
47	5 to 9 cows	67,456		38.9		476,312		30.7		252,144,570		29.1		12,094	38.5	2,077,294	38.6
48	10 to 14 cows	45,810	56,928	26.4	33.4	531,241	724,608	34.2	49.8	295,471,356	416,481,107	34.1	50.5	5,175	16.5	1,148,143	21.3
49	15 to 19 cows	16,403		9.5		269,776		17.4		157,397,673		18.2		1,176	3.7	343,460	6.4
50	20 to 29 cows	6,595	5,460	3.8	3.2	147,282	121,239	9.5	8.3	90,715,354	73,096,952	10.5	8.9	370	1.2	136,007	2.5
51	30 to 49 cows	901	702	0.5	0.4	30,711	23,731	2.0	1.6	20,470,484	14,972,322	2.4	1.8	38	0.1	31,590	0.6
52	50 to 74 cows	80	56	(2)	(2)	4,617	3,211	0.3	0.2	3,516,211	2,258,043	0.4	0.3	1	(2)	6,000	0.1
53	75 to 99 cows	16	11	(2)	(2)	1,322	916	0.1	0.1	1,137,074	763,966	0.1	0.1	2	(2)	16,748	0.3
54	100 cows and over	6	4	(2)	(2)	868	509	0.1	(2)	750,511	367,855	0.1	(2)	1	(2)	500	(2)
	IOWA:																
55	Total	192,085	198,316	100.0	100.0	1,292,606	1,297,914	100.0	100.0	652,729,566	647,224,237	100.0	100.0	54,703	100.0	6,558,244	100.0
56	No cows milked																
57	1 cow	16,467	37,245	8.6	18.8	16,467	58,539	1.3	4.5	8,114,721	28,808,037	1.2	4.5	6,545	12.0	515,525	7.9
58	2 cows	18,463		9.6		36,926		2.9		17,010,317		2.6		8,105	14.8	799,349	12.2
59	3 cows	16,362		8.5		49,086		3.8		22,824,944		3.5		6,601	12.1	705,026	10.8
60	4 cows	19,762	119,091	10.3	60.1	79,048	664,061	6.1	51.2	37,254,305	323,903,447	5.7	50.0	6,984	12.8	771,687	11.8
61	5 to 9 cows	78,358		40.8		522,460		40.4		254,145,933		38.9		20,853	38.1	2,636,063	40.2
62	10 to 14 cows	29,503	37,687	15.4	19.0	336,906	470,869	26.1	36.3	171,883,100	237,946,343	26.3	36.8	4,365	8.0	745,639	11.4
63	15 to 19 cows	8,820		4.6		144,363		11.2		78,040,194		12.0		875	1.6	220,947	3.4
64	20 to 29 cows	3,705	3,690	1.9	1.9	82,140	82,150	6.4	6.3	46,784,241	43,333,729	7.2	6.7	322	0.6	109,744	1.7
65	30 to 49 cows	566	541	0.3	0.3	19,367	18,501	1.5	1.4	12,101,738	10,560,449	1.9	1.6	50	0.1	50,325	0.8
66	50 to 74 cows	58	51	(2)	(2)	3,291	2,794	0.3	0.2	2,376,332	1,629,670	0.4	0.3	3	(2)	3,939	0.1
67	75 to 99 cows	11	9	(2)	(2)	974	748	0.1	0.1	893,253	722,401	0.1	0.1				
68	100 cows and over	10	2	(2)	(2)	1,578	232	0.1	(2)	1,300,488	120,161	0.2	(2)				
	MISSOURI:																
69	Total	215,642	218,119	100.0	100.0	822,874	901,445	100.0	100.0	331,573,347	369,134,036	100.0	100.0	164,367	100.0	15,495,743	100.0
70	No cows milked																
71	1 cow	55,740	92,034	25.8	42.2	55,740	137,612	6.8	15.3	24,200,235	58,060,883	7.3	15.7	42,951	26.1	3,313,156	21.4
72	2 cows	47,475		22.0		94,950		11.5		35,288,351		10.6		38,426	23.4	3,491,840	22.5
73	3 cows	27,884		12.9		83,652		10.2		29,899,613		9.0		22,122	13.5	2,076,610	13.4
74	4 cows	22,670	109,973	10.5	50.4	90,680	537,411	11.0	59.6	32,504,865	207,957,042	9.8	56.3	17,636	10.7	1,688,648	10.9
75	5 to 9 cows	48,666		22.6		306,900		37.3		116,884,936		35.3		35,539	21.6	3,701,449	23.9
76	10 to 14 cows	9,270	14,162	4.3	6.5	104,023	173,193	12.6	19.2	44,317,414	73,987,419	13.4	20.0	5,818	3.5	788,445	5.1
77	15 to 19 cows	2,149		1.0		35,021		4.3		16,943,211		5.1		1,129	0.7	203,125	1.3

[1] Milk, cream, or butter. [2] Less than one-tenth of 1 percent.

PRODUCTION, 1939 AND 1929; BUTTER CHURNED AND DAIRY PRODUCTS SOLD, 1939; WITH NUMBER OF COWS KEPT BY DIVISIONS AND STATES—Continued

Farms reporting dairy products sold [1]	DAIRY PRODUCTS SOLD, 1939										COWS AND HEIFERS KEPT MAINLY FOR MILK PRODUCTION, APR. 1, 1940			
	Whole milk sold				Cream sold			Butter sold			Farms reporting	Number		
	Farms reporting		Gallons		Farms reporting		Butterfat content (pounds)	Farms reporting		Pounds		Total	Average per farm reporting	
	Number	Percent distribution	Number	Percent distribution	Number	Percent distribution		Number	Percent distribution	Number	Percent distribution			
18,252	4,097	6.9	4,252,725	1.4	14,069	16.9	4,351,920	923	14.8	176,190	9.4	21,365	73,931	3.5	1
19,714	5,583	9.5	8,460,844	2.8	14,268	17.1	6,126,063	821	13.1	220,600	11.8	21,089	93,537	4.4	2
52,518	24,487	41.5	75,823,934	25.0	29,099	34.9	20,416,814	1,696	27.1	766,071	41.0	53,420	370,304	6.9	3
14,692	11,016	18.7	70,748,608	23.3	4,149	5.0	5,501,903	343	5.5	291,103	15.6	14,574	176,154	12.1	4
5,166	4,527	7.7	48,140,361	15.9	811	1.0	1,626,498	76	1.2	89,057	4.8	5,109	89,921	17.6	5
3,827	3,557	6.0	57,134,531	18.8	404	0.5	1,095,839	40	0.6	50,617	2.7	3,791	92,466	24.4	6
1,195	1,159	2.0	29,556,157	9.8	76	0.1	247,902	8	0.1	15,475	0.8	1,187	42,867	36.1	7
119	118	0.2	5,159,694	1.7	10	(2)	36,817	2	(2)	18,996	1.0	119	7,038	59.1	8
17	16	(2)	1,094,429	0.4	2	(2)	21,750	1	(2)	2,100	0.1	17	1,555	91.5	9
6	5	(2)	484,311	0.2	1	(2)	6,500	1	(2)	100	(2)	6	757	122.8	10
															11
122,528	61,385	100.0	279,634,472	100.0	61,331	100.0	54,935,270	6,315	100.0	2,233,228	100.0	143,931	923,779	6.4	12
												3,521	14,271	4.1	13
4,673	1,615	2.6	485,101	0.2	2,253	3.7	315,620	1,008	16.0	88,053	3.9	17,349	24,031	1.4	14
11,489	3,686	6.0	2,700,142	1.0	7,100	11.6	1,894,927	1,313	20.8	191,693	8.6	15,915	37,977	2.4	15
12,253	4,294	7.0	5,540,717	2.0	7,677	12.5	3,296,911	914	14.5	217,989	9.8	13,178	44,943	3.4	16
14,501	5,789	9.4	10,988,983	3.9	8,679	14.2	5,121,369	743	11.8	245,000	11.0	14,765	65,026	4.4	17
55,443	28,395	46.3	103,244,976	36.9	28,002	45.7	28,659,479	1,814	28.7	937,951	42.0	55,287	391,156	7.1	18
16,829	11,501	18.7	76,786,325	27.5	5,926	9.7	10,777,119	383	6.1	347,980	15.6	16,682	195,574	11.7	19
4,560	3,675	6.0	37,311,460	13.3	1,132	1.8	2,863,431	86	1.4	78,775	3.5	4,505	76,154	16.9	20
2,190	1,882	3.1	26,986,136	9.7	453	0.7	1,508,032	38	0.6	73,183	3.3	2,167	49,646	22.9	21
496	455	0.7	10,157,992	3.6	88	0.1	399,196	12	0.2	31,861	1.4	488	17,381	35.6	22
62	61	0.1	2,517,321	0.9	12	(2)	59,200	2	(2)	10,325	0.5	62	3,815	61.5	23
13	13	(2)	808,679	0.3	3	(2)	12,934	1	(2)	4,824	0.2	13	1,138	87.5	24
19	19	(2)	2,106,640	0.8	6	(2)	27,052	1	(2)	5,594	0.3	19	2,667	140.4	25
160,068	122,583	100.0	1,012,330,169	100.0	40,478	100.0	74,200,122	1,080	100.0	736,680	100.0	167,053	2,189,235	13.1	26
												2,359	18,963	8.0	27
1,655	1,068	0.9	377,925	(2)	470	1.2	67,999	175	16.2	11,979	1.6	5,963	9,308	1.6	28
3,847	2,339	1.9	1,911,223	0.2	1,455	3.6	370,067	207	19.2	25,622	3.5	5,099	12,739	2.5	29
4,252	2,667	2.2	3,661,270	0.4	1,613	4.0	625,951	126	11.7	25,084	3.4	4,404	15,782	3.6	30
5,393	3,478	2.8	6,839,813	0.7	1,998	4.9	1,127,550	86	8.0	28,780	3.9	5,354	24,910	4.7	31
40,981	29,279	23.9	121,065,922	12.0	12,459	30.8	13,916,832	227	21.0	132,434	18.0	40,579	330,003	8.1	32
51,119	40,006	32.6	297,712,656	29.4	12,072	29.8	25,845,502	129	11.9	145,298	19.7	50,763	658,662	13.0	33
31,240	25,350	20.7	271,508,905	26.8	6,571	16.2	18,592,264	61	5.6	88,199	12.0	31,056	555,179	17.8	34
17,979	15,165	12.4	228,464,481	22.6	3,305	8.2	12,564,163	45	4.2	80,945	11.0	17,890	428,600	24.0	35
3,338	2,986	2.4	68,797,693	6.8	477	1.2	2,650,250	9	0.8	27,588	3.7	5,324	118,392	35.6	36
211	191	0.2	7,508,314	0.7	48	0.1	363,499	9	0.8	65,184	8.6	210	12,382	59.0	37
51	30	(2)	1,617,488	0.2	7	(2)	54,253	2	0.2	27,695	3.8	30	2,685	89.5	38
17	17	(2)	1,547,686	0.2	2	(2)	25,816	3	0.3	66,192	9.0	17	2,044	120.2	39
5	5	(2)	1,316,793	0.1	1	(2)	15,996	1	0.1	13,680	1.9	5	1,586	317.2	40
161,619	20,634	100.0	126,963,938	100.0	144,027	100.0	209,327,656	1,699	100.0	706,678	100.0	173,454	1,699,849	9.8	41
												3,058	16,219	5.3	42
2,199	638	3.1	146,261	0.1	1,475	1.0	184,318	187	11.0	13,158	1.9	8,498	13,644	1.6	43
6,249	995	4.8	550,726	0.4	5,266	3.7	1,212,026	284	16.7	29,793	4.2	8,801	22,890	2.6	44
7,128	788	3.8	740,865	0.6	6,485	4.5	2,386,158	157	9.2	23,726	3.4	7,653	28,727	3.8	45
9,379	955	4.6	1,505,308	1.2	8,581	6.0	4,574,518	148	8.7	27,919	4.0	9,485	45,721	4.8	46
66,967	6,341	30.7	21,144,505	16.7	61,729	42.9	64,540,489	574	33.8	223,896	31.7	66,694	530,063	7.9	47
45,700	5,651	27.4	35,813,171	28.2	40,914	28.4	75,316,371	235	13.8	193,684	27.4	45,455	566,559	12.5	48
16,401	2,962	14.4	28,028,415	22.1	13,905	9.7	38,306,850	76	4.5	104,699	14.8	16,305	284,558	17.5	49
6,593	1,767	8.6	24,528,253	19.3	5,111	3.5	18,608,559	29	1.7	44,455	6.3	6,551	152,609	23.3	50
901	446	2.2	9,948,093	7.8	537	0.4	5,013,297	6	0.4	22,619	3.2	892	31,415	35.2	51
80	69	0.3	2,865,804	2.3	22	(2)	170,547	1	0.1	6,000	0.8	80	5,076	63.4	52
16	16	0.1	983,158	0.8	2	(2)	12,168	2	0.1	16,748	2.4	16	1,436	89.8	53
6	6	(2)	709,401	0.6	2	(2)	1,975					6	932	155.3	54
169,664	15,572	100.0	68,610,375	100.0	156,514	100.0	150,647,347	2,283	100.0	724,618	100.0	192,364	1,430,279	7.4	55
												4,941	23,478	4.8	56
4,269	684	4.4	176,960	0.3	3,486	2.2	416,693	252	11.0	19,955	2.8	14,856	24,539	1.7	57
12,456	979	6.3	523,604	0.8	11,486	7.3	2,535,960	365	16.0	43,893	6.1	17,657	46,078	2.6	58
14,507	960	6.2	882,313	1.3	13,642	8.7	4,693,362	292	12.8	44,787	6.2	15,978	58,702	3.7	59
18,739	1,127	7.2	1,562,061	2.3	17,774	11.4	8,438,793	267	11.7	52,969	7.3	19,359	90,389	4.7	60
77,111	5,832	37.5	15,789,985	23.0	72,547	46.2	61,673,826	782	34.3	247,636	34.2	77,301	570,239	7.4	61
29,419	3,292	21.1	17,335,016	25.3	26,712	17.1	42,201,168	209	9.2	133,754	18.5	29,217	355,606	12.2	62
8,815	1,422	9.1	11,791,441	17.2	7,685	4.9	18,664,934	65	2.8	84,604	11.7	8,744	151,419	17.3	63
3,703	926	5.9	11,130,688	16.2	2,983	1.9	10,061,248	35	1.5	56,472	7.8	5,672	84,255	22.9	64
566	284	1.8	5,679,723	8.3	370	0.2	1,751,932	14	0.6	37,049	5.1	561	19,683	35.1	65
58	47	0.3	1,743,703	2.5	23	(2)	167,297	2	0.1	3,499	0.5	57	3,340	58.6	66
11	9	0.1	755,027	1.1	3	(2)	43,617					11	1,085	98.5	67
10	10	0.1	1,239,854	1.8	3	(2)	18,317					10	1,468	146.8	68
132,449	36,399	100.0	98,568,322	100.0	93,798	100.0	57,770,638	10,268	100.0	1,769,298	100.0	210,437	900,435	4.3	69
												6,024	17,263	2.9	70
10,972	1,977	5.4	410,987	0.4	7,172	7.6	665,469	2,554	24.9	173,332	9.8	50,753	73,627	1.5	71
23,498	3,720	10.2	1,728,659	1.8	18,178	19.4	2,890,653	2,896	28.2	280,096	15.8	44,827	109,160	2.4	72
20,178	3,930	10.8	3,111,044	3.2	15,887	16.9	5,812,783	1,448	14.1	190,016	10.7	26,696	91,764	3.4	73
19,063	4,233	11.6	4,783,790	4.9	14,791	15.8	4,889,295	1,006	9.8	171,464	9.7	21,878	96,490	4.4	74
45,595	14,739	40.5	31,351,631	31.8	31,757	33.9	17,779,970	1,845	18.0	525,879	29.7	47,305	315,803	6.7	75
9,209	4,813	13.2	20,994,372	21.3	4,746	5.1	5,174,660	347	3.4	205,512	11.5	9,069	105,184	11.6	76
2,147	1,499	4.1	11,006,243	11.2	789	0.8	1,286,613	83	0.8	81,758	4.6	2,115	35,992	17.0	77

TABLE 12.—CLASSIFICATION BY NUMBER OF COWS MILKED—FARMS REPORTING, NUMBER OF COWS MILKED, AND MILK MAINLY FOR MILK PRODUCTION, 1940;

	DIVISION AND STATE AND NUMBER OF COWS MILKED	COWS AND HEIFERS MILKED								MILK PRODUCED (GALLONS)				BUTTER CHURNED, 1939			
		Farms reporting				Number						Percent distribution		Farms reporting		Pounds	
		1939	1929	Percent distribution		1939	1929	Percent distribution		1939	1929			Number	Percent distribution	Number	Percent distribution
				1939	1929			1939	1929			1939	1929				
	WEST NORTH CENTRAL—Continued																
	MISSOURI—Contd.																
1	20 to 29 cows	1,251	1,429	0.6	0.7	28,197	32,006	3.4	3.6	15,596,313	15,773,035	4.7	4.3	575	0.3	151,868	1.0
2	30 to 49 cows	421	428	0.2	0.2	14,719	14,688	1.8	1.6	9,109,248	8,741,678	2.7	2.4	145	0.1	58,225	0.4
3	50 to 74 cows	79	65	(2)	(2)	4,523	3,812	0.5	0.4	3,150,069	2,674,201	1.0	0.7	20	(2)	12,877	0.1
4	75 to 99 cows	20	16	(2)	(2)	1,621	1,276	0.2	0.1	1,329,388	888,982	0.4	0.2	4	(2)	9,350	0.1
5	100 to 199 cows	12	12	(2)	(2)	1,461	1,447	0.2	0.2	1,192,804	1,050,796	0.4	0.3	2	(2)	150	(2)
6	200 cows and over	5		(2)		1,387		0.2		1,158,700		0.3					
	NORTH DAKOTA:																
7	Total	61,853	68,617	100.0	100.0	434,792	477,137	100.0	100.0	205,328,787	227,819,411	100.0	100.0	53,202	100.0	9,671,490	100.0
8	No cows milked																
9	1 cow	3,289	9,263	5.3	13.5	3,289	14,627	0.8	3.1	1,525,947	6,916,195	0.7	3.0	2,027	3.8	170,200	1.8
10	2 cows	4,453		7.2		8,906		2.0		4,082,437		2.0		3,644	6.8	480,609	5.0
11	3 cows	4,675		7.6		14,025		3.2		6,597,750		3.2		3,979	7.5	609,035	6.3
12	4 cows	5,859	43,599	9.5	63.5	23,436	254,787	5.4	53.4	11,168,630	123,397,877	5.4	54.2	5,051	9.5	841,268	8.7
13	5 to 9 cows	29,078		47.0		197,535		45.4		93,931,098		45.7		25,813	48.5	4,791,684	49.5
14	10 to 14 cows	11,186	14,600	18.1	21.3	126,816	180,095	29.2	37.7	58,901,787	85,947,964	28.7	36.8	9,953	18.7	2,123,360	22.0
15	15 to 19 cows	2,445		4.0		39,797		9.2		18,114,209		8.8		2,104	4.0	490,300	5.1
16	20 to 29 cows	757	1,022	1.2	1.5	16,796	22,727	3.9	4.8	8,397,763	10,618,125	4.1	4.7	580	1.1	146,096	1.5
17	30 to 49 cows	102	116	0.2	0.2	3,539	3,907	0.8	0.8	2,138,318	2,284,165	1.0	1.0	49	0.1	16,578	0.2
18	50 to 74 cows	5	16	(2)	(2)	304	894	0.1	0.2	230,500	652,085	0.1	0.3	1	(2)	2,000	(2)
19	75 cows and over	4	1	(2)	(2)	349	100	0.1	(2)	240,348	3,000	0.1	(2)	1	(2)	360	(2)
	SOUTH DAKOTA:																
20	Total	60,380	71,081	100.0	100.0	393,156	495,534	100.0	100.0	160,159,147	231,186,744	100.0	100.0	40,589	100.0	5,541,312	100.0
21	No cows milked																
22	1 cow	4,803	10,860	8.0	15.3	4,803	16,950	1.2	3.4	1,927,925	7,866,924	1.2	3.4	2,397	5.9	168,119	3.0
23	2 cows	5,311		8.8		10,622		2.7		3,973,378		2.5		3,705	9.1	379,512	6.8
24	3 cows	4,581		7.6		13,743		3.5		5,287,143		3.3		3,301	8.1	396,302	7.2
25	4 cows	5,856	43,522	9.7	61.2	23,424	254,613	6.0	51.6	9,146,007	119,085,007	5.7	51.5	4,180	10.3	521,743	9.4
26	5 to 9 cows	28,060		46.5		189,341		48.2		75,034,268		46.8		19,446	47.9	2,709,514	48.9
27	10 to 14 cows	9,235	15,346	15.3	21.6	103,704	189,551	26.4	38.4	42,644,210	88,056,103	26.6	38.1	6,035	14.9	1,012,904	18.3
28	15 to 19 cows	1,797		3.0		29,150		7.4		12,546,607		7.8		1,145	2.8	232,357	4.2
29	20 to 29 cows	617	1,172	1.0	1.6	13,765	25,933	3.5	5.3	6,590,585	12,337,589	4.1	5.3	330	0.8	67,971	1.2
30	30 to 49 cows	103	165	0.2	0.2	3,505	5,532	0.9	1.1	2,064,393	3,085,922	1.3	1.3	44	0.1	20,402	0.4
31	50 cows and over	17	16	(2)	(2)	1,099	995	0.3	0.2	944,633	757,199	0.6	0.3	6	(2)	32,688	0.6
	NEBRASKA:																
32	Total	104,428	115,435	100.0	100.0	565,018	621,456	100.0	100.0	252,474,794	292,937,813	100.0	100.0	81,590	100.0	9,340,036	100.0
33	No cows milked																
34	1 cow	9,460	26,087	9.1	22.6	9,460	41,481	1.7	6.7	4,461,660	20,286,117	1.8	6.9	5,679	7.0	391,615	4.2
35	2 cows	12,482		12.0		24,964		4.4		11,116,980		4.4		9,508	11.7	867,555	9.3
36	3 cows	11,973		11.5		35,919		6.4		16,032,954		6.4		9,509	11.7	956,807	10.2
37	4 cows	14,250	75,686	13.6	65.6	57,000	398,123	10.1	64.1	25,501,163	187,114,113	10.0	63.9	11,495	14.1	1,219,224	13.1
38	5 to 9 cows	44,851		42.9		289,904		51.3		127,401,208		50.5		36,338	44.6	4,461,967	47.8
39	10 to 14 cows	8,928	12,481	8.5	10.8	99,852	150,963	17.7	24.3	43,926,682	69,467,884	17.4	23.7	7,087	8.7	1,085,057	11.6
40	15 to 19 cows	1,693		1.6		27,441		4.9		12,584,551		5.0		1,282	1.6	234,098	2.5
41	20 to 29 cows	658	911	0.6	0.8	14,711	20,209	2.6	3.3	7,318,844	9,490,520	2.9	3.2	459	0.5	98,864	1.0
42	30 to 49 cows	109	230	0.1	0.2	3,746	7,893	0.7	1.3	2,537,357	4,560,126	1.0	1.6	50	0.1	25,299	0.3
43	50 to 74 cows	13	31	(2)	(2)	809	1,780	0.1	0.3	626,095	1,347,803	0.2	0.5	3	(2)	1,550	(2)
44	75 to 99 cows	6	4	(2)	(2)	527	347	0.1	0.1	533,173	335,800	0.2	0.1				
45	100 cows and over	5	5	(2)	(2)	685	660	0.1	0.1	614,127	535,450	0.2	0.1				
	KANSAS:																
46	Total	129,213	142,967	100.0	100.0	652,108	725,864	100.0	100.0	287,114,023	326,192,822	100.0	100.0	88,098	100.0	8,294,887	100.0
47	No cows milked																
48	1 cow	18,165	40,909	14.1	28.6	18,165	63,014	2.8	8.7	8,438,445	28,501,729	2.9	8.7	11,191	12.7	769,800	9.3
49	2 cows	18,655		14.4		37,310		5.7		15,552,734		5.4		13,203	15.0	1,097,479	13.2
50	3 cows	15,028		11.6		45,084		6.9		18,801,524		6.5		10,688	12.1	943,022	11.4
51	4 cows	16,163	86,819	12.5	60.7	64,652	453,124	9.9	62.6	27,087,778	199,199,679	9.4	61.1	11,438	13.0	1,057,667	12.5
52	5 to 9 cows	48,280		37.4		310,817		47.7		130,857,919		45.6		33,856	38.4	3,416,007	41.2
53	10 to 14 cows	9,634	13,645	7.5	9.5	107,360	165,025	16.5	22.8	47,671,192	74,260,267	16.6	22.8	6,243	7.1	782,137	9.4
54	15 to 19 cows	1,972		1.5		31,928		4.9		15,994,890		5.6		1,019	1.2	151,409	1.8
55	20 to 29 cows	935	1,201	0.7	0.8	21,068	26,761	3.2	3.7	11,939,451	14,218,724	4.2	4.4	362	0.4	59,009	0.7
56	30 to 49 cows	309	323	0.2	0.2	10,746	11,336	1.6	1.6	6,910,568	6,848,877	2.4	2.1	84	0.1	35,551	0.4
57	50 to 74 cows	52	52	(2)	(2)	2,927	3,009	0.4	0.4	2,124,588	2,011,957	0.7	0.6	12	(2)	2,496	(2)
58	75 to 99 cows	10	14	(2)	(2)	833	1,134	0.1	0.2	665,062	746,548	0.2	0.2	2	(2)	310	(2)
59	100 to 199 cows	10	4	(2)	(2)	1,218	461	0.2	0.1	1,089,872	405,041	0.4	0.1				
60	200 cows and over																
	SOUTH ATLANTIC																
	DELAWARE:																
61	Total	5,565	6,335	100.0	100.0	29,997	30,057	100.0	100.0	15,206,742	14,756,728	100.0	100.0	2,120	100.0	277,243	100.0
62	No cows milked																
63	1 cow	1,924	3,237	34.6	51.1	1,924	4,303	6.4	14.3	727,198	1,586,795	4.8	10.8	1,048	49.4	80,932	29.2
64	2 cows	1,017		18.3		2,034		6.8		728,732		4.8		589	27.8	73,122	26.4
65	3 cows	375		6.7		1,125		3.8		397,407		2.6		197	9.3	34,843	12.6
66	4 cows	218	2,182	3.9	34.4	872	11,852	2.9	39.4	305,590	5,484,858	2.0	37.2	97	4.6	17,703	6.4
67	5 to 9 cows	957		17.2		6,610		22.0		3,060,996		20.1		129	6.1	31,859	11.5
68	10 to 14 cows	577	775	10.4	12.2	6,679	9,987	22.3	33.2	3,516,673	5,382,645	23.1	36.5	38	1.8	19,144	6.9
69	15 to 19 cows	264		4.7		4,345		14.5		2,485,269		16.3		9	0.4	3,456	1.2
70	20 to 29 cows	176	113	3.2	1.8	3,982	2,589	13.3	8.6	2,423,045	1,479,440	15.9	10.0	7	0.3	6,080	2.2
71	30 to 49 cows	48	20	0.9	0.3	1,631	689	5.4	2.3	985,349	352,846	6.5	2.4	4	0.2	1,947	0.7
72	50 to 74 cows	2	4	(2)	0.1	104	225	0.3	0.7	76,200	172,305	0.5	1.2				
73	75 to 99 cows	4	2	0.1	(2)	327	163	1.1	0.5	278,624	68,088	1.8	0.5	2	0.1	8,157	2.9
74	100 to 199 cows	3	2	0.1	(2)	364	249	1.2	0.8	223,639	229,751	1.5	1.6				
75	200 cows and over																

1 Milk, cream or butter. 2 Less than one-tenth of 1 percent.

PRODUCTION, 1939 AND 1929; BUTTER CHURNED AND DAIRY PRODUCTS SOLD, 1939; WITH NUMBER OF COWS KEPT BY DIVISIONS AND STATES—Continued

Farms reporting dairy products sold [1]	DAIRY PRODUCTS SOLD, 1939											COWS AND HEIFERS KEPT MAINLY FOR MILK PRODUCTION, APR. 1, 1940			
	Whole milk sold				Cream sold			Butter sold				Farms reporting	Number		
	Farms reporting		Gallons		Farms reporting		Butterfat content (pounds)	Farms reporting		Pounds			Total	Average per farm reporting	
	Number	Percent distribution	Number	Percent distribution	Number	Percent distribution		Number	Percent distribution	Number	Percent distribution				
1,251	1,004	2.8	11,698,729	11.9	349	0.4	774,743	62	0.6	84,582	4.8	1,235	29,718	24.1	1
420	376	1.0	7,584,587	7.7	101	0.1	266,833	19	0.2	40,049	2.3	419	15,679	37.4	2
79	74	0.2	2,651,064	2.7	18	(2)	98,122	5	(2)	9,810	0.6	79	4,925	62.3	3
20	19	0.1	1,167,888	1.2	7	(2)	40,597	3	(2)	8,800	0.5	20	1,772	88.6	4
12	11	(2)	1,091,588	1.1	1	(2)	24,000	———	———	———	———	12	1,523	126.9	5
5	4	(2)	987,740	1.0	2	(2)	66,900	———	———	———	———	5	1,533	306.6	6
56,100	2,226	100.0	7,439,111	100.0	54,206	100.0	44,735,842	3,329	100.0	597,602	100.0	62,096	497,664	8.0	7
———	———	———	———	———	———	———	———	———	———	———	———	1,099	4,113	3.7	8
655	87	3.9	16,610	0.2	491	0.9	52,841	118	3.5	7,369	1.2	3,051	5,299	1.7	9
2,706	146	6.6	51,929	0.7	2,414	4.5	435,054	303	9.1	29,285	4.9	4,327	12,270	2.8	10
3,999	132	5.9	70,079	0.9	3,783	7.0	1,069,739	352	10.6	41,683	7.0	4,589	18,395	4.0	11
5,527	179	8.0	138,328	1.9	5,322	9.8	2,112,685	387	11.6	60,695	10.2	5,766	28,794	5.0	12
28,741	772	34.7	1,148,272	15.4	28,190	52.0	20,980,958	1,576	47.3	296,953	49.7	28,841	226,848	7.9	13
11,160	481	21.6	1,487,809	20.0	10,917	20.1	13,902,529	462	13.9	119,225	20.0	11,124	137,152	12.3	14
2,444	223	10.0	1,496,394	20.1	2,330	4.3	4,174,895	101	3.0	27,248	4.6	2,434	42,397	17.4	15
757	144	6.5	1,493,932	20.1	688	1.3	1,760,132	23	0.7	10,294	1.7	754	17,709	23.5	16
102	53	2.4	1,134,903	15.3	67	0.1	231,225	6	0.2	2,850	0.5	102	3,868	37.9	17
5	5	0.2	198,500	2.7	2	(2)	5,220	1	(2)	2,000	0.3	5	404	80.8	18
4	4	0.2	202,355	2.7	2	(2)	10,564	———	———	———	———	4	415	103.8	19
51,253	3,241	100.0	11,568,972	100.0	48,482	100.0	34,703,175	1,776	100.0	390,538	100.0	60,530	456,214	7.5	20
———	———	———	———	———	———	———	———	———	———	———	———	1,552	6,661	4.3	21
713	127	3.9	22,632	0.2	519	1.1	52,366	93	5.2	5,825	1.5	4,311	8,289	1.9	22
2,505	187	5.8	64,058	0.6	2,249	4.6	372,412	170	9.6	16,869	4.3	5,025	14,676	2.9	23
3,544	170	5.2	123,869	1.1	3,347	6.9	856,559	164	9.2	18,463	4.7	4,464	18,050	4.0	24
5,320	219	6.8	213,265	1.8	5,095	10.5	1,823,530	194	10.9	28,799	7.4	5,746	28,923	5.0	25
27,437	1,269	39.2	2,499,227	21.6	26,398	54.4	17,334,711	828	46.6	170,405	43.6	27,743	217,781	7.8	26
9,203	732	22.6	2,840,594	24.6	8,700	17.9	10,124,536	260	14.6	73,328	18.8	9,169	111,908	12.2	27
1,794	273	8.4	1,750,063	15.1	1,607	3.3	2,775,894	48	2.7	26,663	6.8	1,788	30,836	17.2	28
617	185	5.7	2,028,348	17.5	502	1.0	1,176,639	9	0.5	5,942	1.5	612	14,174	23.2	29
103	63	1.9	1,251,926	10.8	59	0.1	169,877	6	0.3	11,956	3.1	101	3,628	35.9	30
17	16	0.5	774,990	6.7	6	(2)	18,651	4	0.2	32,288	8.3	17	1,288	75.8	31
90,581	10,149	100.0	29,607,680	100.0	82,023	100.0	48,813,124	2,919	100.0	606,734	100.0	103,857	609,459	5.9	32
———	———	———	———	———	———	———	———	———	———	———	———	2,100	7,264	3.5	33
2,443	409	4.0	89,909	0.3	1,940	2.4	195,135	227	7.8	15,846	2.6	8,575	13,385	1.6	34
8,385	715	7.0	358,184	1.2	7,620	9.3	1,447,318	366	12.5	38,026	6.3	12,029	30,715	2.6	35
10,678	826	8.1	731,834	2.5	9,886	12.1	2,909,913	377	12.9	50,405	8.3	11,699	41,093	3.5	36
13,552	1,172	11.5	1,544,392	5.2	12,494	15.2	5,039,874	454	15.6	77,193	12.7	14,001	62,886	4.5	37
44,151	4,896	48.2	11,772,001	39.8	40,189	49.0	26,558,396	1,175	40.3	273,208	45.0	44,238	306,602	6.9	38
8,895	1,400	13.8	6,431,092	21.7	7,876	9.6	8,916,797	235	8.1	89,374	14.7	8,789	100,454	11.4	39
1,689	377	3.7	2,747,575	9.3	1,442	1.8	2,574,146	50	1.7	24,089	4.0	1,653	27,142	16.4	40
656	254	2.5	2,726,521	9.2	504	0.6	1,122,604	28	1.0	20,420	3.4	642	13,986	21.8	41
108	76	0.7	1,556,086	5.3	65	0.1	227,094	6	0.2	17,193	2.8	107	3,801	35.5	42
13	13	0.1	534,760	1.8	6	(2)	16,737	1	(2)	1,000	0.2	13	794	61.1	43
6	6	0.1	504,567	1.7	1	(2)	5,110	———	———	———	———	6	553	92.2	44
5	5	(2)	610,759	2.1	———	———	———	———	———	———	———	5	782	156.4	45
105,088	17,881	100.0	56,589,751	100.0	89,406	100.0	51,564,440	3,749	100.0	723,636	100.0	126,807	691,090	5.4	46
———	———	———	———	———	———	———	———	———	———	———	———	2,307	6,975	3.0	47
4,443	788	4.4	155,654	0.3	3,268	3.7	330,338	601	16.0	40,442	5.6	16,295	24,342	1.5	48
11,961	1,517	8.5	753,855	1.3	10,307	11.5	1,938,626	667	17.8	69,287	9.6	17,718	43,321	2.4	49
15,096	1,602	9.0	1,376,173	2.4	11,616	13.0	3,393,800	462	12.3	61,288	8.5	14,534	49,906	3.4	50
15,272	1,905	10.6	2,241,114	4.0	13,641	15.3	5,592,031	425	11.3	70,391	9.7	15,779	69,307	4.4	51
47,432	7,521	42.1	16,197,697	28.6	41,292	46.2	27,850,416	1,278	34.1	312,690	43.2	47,453	320,843	6.8	52
9,600	2,593	14.5	11,735,391	20.7	7,506	8.4	8,969,436	237	6.3	104,915	14.5	9,504	107,829	11.3	53
1,970	970	5.4	7,507,499	13.3	1,209	1.4	2,088,923	42	1.1	26,365	3.6	1,930	31,533	16.3	54
954	646	3.6	7,660,166	13.5	440	0.5	1,039,524	21	0.6	12,811	1.8	909	21,080	23.2	55
308	271	1.5	5,410,944	9.6	110	0.1	303,709	15	0.4	24,247	3.4	306	11,010	36.0	56
52	50	0.3	1,862,867	3.3	15	(2)	48,097	1	(2)	1,200	0.2	52	2,965	57.0	57
10	10	0.1	645,496	1.1	1	(2)	1,540	———	———	———	———	10	786	78.6	58
10	10	0.1	1,042,875	1.8	1	(2)	8,000	———	———	———	———	10	1,193	119.3	59
———	———	———	———	———	———	———	———	———	———	———	———	———	———	———	60
2,751	2,096	100.0	11,808,096	100.0	121	100.0	105,884	642	100.0	120,522	100.0	5,564	32,424	5.8	61
———	———	———	———	———	———	———	———	———	———	———	———	261	988	3.8	62
233	48	2.3	9,290	0.1	5	4.1	675	192	29.9	12,995	10.8	1,770	2,147	1.2	63
284	59	2.8	21,558	0.2	14	11.6	4,250	222	34.6	25,054	20.8	975	2,111	2.2	64
148	58	2.8	47,867	0.4	19	15.7	5,623	83	12.9	18,071	15.0	356	1,179	3.3	65
132	76	3.6	107,695	0.9	18	14.9	6,461	51	7.9	9,915	8.2	210	911	4.3	66
887	811	38.7	2,469,347	20.9	39	32.2	31,908	65	10.1	20,332	16.9	936	6,934	7.4	67
571	550	26.2	3,178,329	26.9	12	9.9	16,796	18	2.8	15,599	12.9	567	6,931	12.2	68
263	262	12.5	2,344,079	19.8	———	———	———	2	0.3	2,830	2.3	258	4,437	17.2	69
176	175	8.3	2,244,913	19.0	7	5.8	9,754	5	0.8	5,774	4.8	174	4,266	24.5	70
48	48	2.3	920,599	7.8	4	3.3	5,888	2	0.3	1,795	1.5	48	1,641	34.2	71
2	2	0.1	76,200	0.6	———	———	———	———	———	———	———	2	128	64.0	72
4	4	0.2	183,249	1.6	3	2.5	24,550	2	0.3	8,157	6.8	4	296	74.0	73
3	3	0.1	214,970	1.8	———	———	———	———	———	———	———	3	455	151.7	74
———	———	———	———	———	———	———	———	———	———	———	———	———	———	———	75

TABLE 12.—CLASSIFICATION BY NUMBER OF COWS MILKED—FARMS REPORTING, NUMBER OF COWS MILKED, AND MILK MAINLY FOR MILK PRODUCTION, 1940;

	DIVISION AND STATE AND NUMBER OF COWS MILKED	COWS AND HEIFERS MILKED								MILK PRODUCED (GALLONS)				BUTTER CHURNED, 1939			
		Farms reporting				Number								Farms reporting		Pounds	
				Percent distribution				Percent distribution				Percent distribution					
		1939	1929	1939	1929	1939	1929	1939	1929	1939	1929	1939	1929	Number	Percent distribution	Number	Percent distribution
	SOUTH ATLANTIC—Continued																
	MARYLAND:																
1	Total	27,583	30,725	100.0	100.0	175,079	166,651	100.0	100.0	98,533,692	87,785,709	100.0	100.0	11,601	100.0	2,166,325	100.0
2	No cows milked	—	—	—	—	—	—	—	—	—	—	—	—	—	—	—	—
3	1 cow	7,768	13,948	28.2	45.4	7,768	19,482	4.4	11.7	3,108,280	7,468,076	3.2	8.5	3,954	34.1	336,007	15.5
4	2 cows	5,003		18.1		10,006		5.7		3,636,261		3.7		3,208	27.7	427,028	19.7
5	3 cows	2,346		8.5		7,038		4.0		2,561,780		2.6		1,564	13.5	301,908	13.9
6	4 cows	1,626	11,435	5.9	37.2	6,504	60,415	3.7	36.3	2,510,633	28,060,109	2.5	32.0	1,004	8.7	253,922	11.7
7	5 to 9 cows	4,622		16.8		31,532		18.0		15,533,809		15.8		1,454	12.5	576,018	26.6
8	10 to 14 cows	2,918	4,251	10.6	13.8	34,145	55,150	19.5	33.1	19,527,833	31,877,054	19.8	36.3	258	2.2	150,155	6.9
9	15 to 19 cows	1,534		5.6		25,408		14.5		15,748,567		16.0		80	0.7	60,477	2.8
10	20 to 29 cows	1,179	774	4.3	2.5	27,031	17,554	15.4	10.5	17,801,020	10,796,841	18.1	12.3	50	0.4	25,834	1.2
11	30 to 49 cows	467	249	1.7	0.8	16,660	8,765	9.5	5.3	11,336,907	5,823,707	11.5	6.6	22	0.2	23,204	1.1
12	50 to 74 cows	84	41	0.3	0.1	4,763	2,373	2.7	1.4	3,370,190	1,740,128	3.4	2.0	4	(2)	1,635	0.1
13	75 to 99 cows	18	13	0.1	(2)	1,508	1,109	0.9	0.7	1,307,692	725,960	1.3	0.8	1	(2)	2,587	0.1
14	100 cows and over	18	14	0.1	(2)	2,716	1,803	1.6	1.1	2,091,720	1,293,854	2.1	1.5	2	(2)	7,550	0.3
	DISTRICT OF COLUMBIA:																
15	Total	18	38	100.0	100.0	562	464	100.0	100.0	547,303	503,619	100.0	100.0	6	100.0	5,056	100.0
16	No cows milked	—	—	—	—	—	—	—	—	—	—	—	—	—	—	—	—
17	1 cow	7	25	38.9	65.8	7	30	1.2	6.5	4,990	18,135	0.9	3.6	2	33.3	60	1.2
18	2 cows	3		16.7		6		1.1		4,040		0.7		2	33.3	306	6.1
19	3 cows	—		—		—		—		—		—		—	—	—	—
20	4 cows	1	6	5.6	15.8	4	34	0.7	7.3	4,510	25,029	0.8	5.0	1	16.7	267	5.3
21	5 to 9 cows	1		5.6		9		1.6		10,950		2.0		—	—	—	—
22	10 to 14 cows	—	2	—	5.3	—	24	—	5.2	—	19,600	—	3.9	—	—	—	—
23	15 to 19 cows	1		5.6		15		2.7		9,185		1.7		—	—	—	—
24	20 to 29 cows	1	2	5.6	5.3	25	44	4.4	9.5	31,191	43,825	5.7	8.7	—	—	—	—
25	30 to 49 cows	1	1	5.6	2.6	36	30	6.4	6.5	31,571	32,815	5.8	6.5	—	—	—	—
26	50 cows and over	3	2	16.7	5.3	460	302	81.9	65.1	450,866	364,215	82.4	72.3	1	16.7	4,403	87.4
	VIRGINIA:																
27	Total	132,595	128,453	100.0	100.0	357,029	337,862	100.0	100.0	153,844,286	145,524,668	100.0	100.0	118,124	100.0	20,317,701	100.0
28	No cows milked	—	—	—	—	—	—	—	—	—	—	—	—	—	—	—	—
29	1 cow	60,968	94,488	46.0	73.6	60,968	129,882	17.1	38.4	25,448,284	52,772,285	16.5	36.3	56,106	47.5	6,793,973	33.4
30	2 cows	36,722		27.7		73,444		20.6		27,751,923		18.0		33,878	28.7	6,456,336	31.8
31	3 cows	13,136		9.9		39,408		11.0		14,196,019		9.2		11,686	9.9	2,601,646	12.8
32	4 cows	7,356	29,935	5.5	23.3	29,424	129,290	8.2	38.3	10,468,687	48,908,738	6.8	33.6	6,273	5.3	1,494,353	7.4
33	5 to 9 cows	10,368		7.8		64,030		17.9		22,957,749		14.9		8,270	7.0	2,189,911	10.8
34	10 to 14 cows	1,793	2,700	1.4	2.1	20,230	33,962	5.7	10.1	8,314,163	15,502,644	5.4	10.7	1,200	1.0	433,450	2.1
35	15 to 19 cows	660		0.5		10,858		3.0		5,517,541		3.6		296	0.3	97,054	0.5
36	20 to 29 cows	750	730	0.6	0.6	17,384	16,690	4.9	4.9	10,544,388	10,146,369	6.9	7.0	257	0.2	109,320	0.5
37	30 to 49 cows	569	425	0.4	0.3	20,656	15,147	5.8	4.5	13,818,804	9,576,573	9.0	6.6	109	0.1	69,887	0.3
38	50 to 74 cows	179	119	0.1	0.1	10,210	6,737	2.9	2.0	7,150,013	4,504,206	4.6	3.1	38	(2)	50,559	0.2
39	75 to 99 cows	53	24	(2)	(2)	4,370	1,970	1.2	0.6	3,261,416	1,326,362	2.1	0.9	5	(2)	12,990	0.1
40	100 to 199 cows	36	30	(2)	(2)	4,377	3,578	1.2	1.1	3,103,047	2,252,157	2.0	1.5	4	(2)	5,019	(2)
41	200 cows and over	5	2	(2)	(2)	1,670	606	0.5	0.2	1,312,252	535,334	0.9	0.4	2	(2)	3,203	(2)
	WEST VIRGINIA:																
42	Total	79,793	69,627	100.0	100.0	209,164	197,495	100.0	100.0	83,947,820	83,868,465	100.0	100.0	67,221	100.0	10,172,187	100.0
43	No cows milked	—	—	—	—	—	—	—	—	—	—	—	—	—	—	—	—
44	1 cow	33,301	43,876	41.7	63.0	33,301	64,135	15.9	32.5	14,349,731	27,872,196	17.1	33.2	29,028	43.2	3,234,641	31.8
45	2 cows	21,402		26.8		42,804		20.5		15,949,180		19.0		18,829	28.0	2,922,666	28.7
46	3 cows	9,510		11.9		28,530		13.6		9,995,706		11.9		7,995	11.9	1,410,270	13.9
47	4 cows	5,703	23,673	7.1	34.0	22,812	101,324	10.9	51.3	7,747,234	39,209,482	9.2	46.8	4,598	6.8	894,695	8.8
48	5 to 9 cows	7,885		9.9		48,180		23.0		17,032,961		20.3		5,931	8.8	1,381,210	13.6
49	10 to 14 cows	1,128	1,692	1.4	2.4	12,798	21,015	6.1	10.6	6,018,932	9,974,625	7.2	11.9	557	0.8	188,244	1.9
50	15 to 19 cows	397		0.5		6,497		3.1		3,629,408		4.3		147	0.2	62,859	0.6
51	20 to 29 cows	270	257	0.3	0.4	6,147	5,857	2.9	3.0	3,584,565	3,421,804	4.3	4.1	82	0.1	38,840	0.4
52	30 to 49 cows	162	103	0.2	0.1	5,653	3,585	2.7	1.8	3,646,882	2,291,007	4.3	2.7	41	0.1	30,345	0.3
53	50 to 74 cows	26	23	(2)	(2)	1,551	1,304	0.7	0.7	1,176,309	925,251	1.4	1.1	11	(2)	7,837	0.1
54	75 to 99 cows	4	1	(2)	(2)	325	75	0.2	(2)	309,800	36,500	0.4	(2)	1	(2)	300	(2)
55	100 to 199 cows	5	2	(2)	(2)	566	200	0.3	0.1	507,112	137,500	0.6	0.2	1	(2)	300	(2)
56	200 cows and over	—	—	—	—	—	—	—	—	—	—	—	—	—	—	—	—
	NORTH CAROLINA:																
57	Total	180,072	152,609	100.0	100.0	309,594	268,373	100.0	100.0	143,428,605	119,992,505	100.0	100.0	161,953	100.0	27,778,389	100.0
58	No cows milked	—	—	—	—	—	—	—	—	—	—	—	—	—	—	—	—
59	1 cow	117,761	134,963	65.4	88.4	117,761	172,078	38.0	64.1	56,990,706	76,042,120	39.7	63.4	105,440	65.1	13,889,090	50.0
60	2 cows	44,167		24.5		88,334		28.5		36,767,114		25.6		41,049	25.3	8,648,039	31.1
61	3 cows	9,576		5.3		28,728		9.3		11,363,887		7.9		8,770	5.4	2,383,667	8.6
62	4 cows	3,562	16,026	2.0	10.5	14,248	63,152	4.6	23.5	5,719,861	25,543,780	4.0	21.3	3,207	2.0	1,094,860	3.9
63	5 to 9 cows	3,265		1.8		19,801		6.4		8,275,360		5.8		2,721	1.7	1,211,801	4.4
64	10 to 14 cows	636	1,062	0.4	0.7	7,317	13,792	2.4	5.1	3,654,311	7,134,137	2.5	5.8	372	0.2	264,688	1.0
65	15 to 19 cows	310		0.2		5,139		1.7		2,924,804		2.0		134	0.1	82,452	0.3
66	20 to 29 cows	413	278	0.2	0.2	9,510	6,425	3.1	2.4	5,576,952	3,691,218	3.9	3.1	153	0.1	81,475	0.3
67	30 to 49 cows	265	196	0.1	0.1	9,492	6,999	3.1	2.6	5,930,695	3,887,945	4.1	3.2	83	0.1	42,248	0.2
68	50 to 74 cows	77	56	(2)	(2)	4,429	3,221	1.4	1.2	2,846,029	1,901,516	2.0	1.6	13	(2)	22,654	0.1
69	75 to 99 cows	25	18	(2)	(2)	2,082	1,472	0.7	0.5	1,449,154	959,652	1.0	0.8	8	(2)	56,809	0.2
70	100 cows and over	15	10	(2)	(2)	2,753	1,234	0.9	0.5	1,931,732	832,137	1.3	0.7	3	(2)	606	(2)
	SOUTH CAROLINA:																
71	Total	87,730	82,594	100.0	100.0	143,297	131,206	100.0	100.0	58,799,715	52,525,520	100.0	100.0	70,804	100.0	11,275,354	100.0
72	No cows milked	—	—	—	—	—	—	—	—	—	—	—	—	—	—	—	—
73	1 cow	61,275	75,810	69.8	91.8	61,275	93,130	42.8	71.0	24,750,308	35,985,339	42.1	68.5	47,717	67.4	5,398,994	47.9
74	2 cows	19,721		22.5		39,442		27.5		14,557,246		24.8		17,385	24.6	3,630,031	32.2
75	3 cows	3,515		4.0		10,545		7.4		3,840,914		6.5		3,133	4.4	959,312	8.5
76	4 cows	1,268	6,033	1.4	7.3	5,072	23,671	3.5	18.0	1,835,921	8,812,421	3.1	16.8	1,124	1.6	420,735	3.7
77	5 to 9 cows	1,193		1.4		7,190		5.0		2,788,174		4.7		1,019	1.4	516,533	4.6
78	10 to 14 cows	275	501	0.3	0.6	3,131	6,486	2.2	4.9	1,478,003	3,195,159	2.5	6.1	195	0.3	145,149	1.3
79	15 to 19 cows	143		0.2		2,367		1.7		1,267,140		2.2		78	0.1	57,584	0.5

[1] Milk, cream or butter. [2] Less than one-tenth of 1 percent.

PRODUCTION, 1939 AND 1929; BUTTER CHURNED AND DAIRY PRODUCTS SOLD, 1939; WITH NUMBER OF COWS KEPT BY DIVISIONS AND STATES—Continued

Farms reporting dairy products sold[1]	DAIRY PRODUCTS SOLD, 1939											COWS AND HEIFERS KEPT MAINLY FOR MILK PRODUCTION, APR. 1, 1940			
	Whole milk sold				Cream sold			Butter sold				Farms reporting	Number		
	Farms reporting		Gallons		Farms reporting		Butterfat content (pounds)	Farms reporting		Pounds			Total	Average per farm reporting	
	Number	Percent distribution	Number	Percent distribution	Number	Percent distribution		Number	Percent distribution	Number	Percent distribution				
15,779	10,691	100.0	77,285,674	100.0	2,126	100.0	1,070,515	4,189	100.0	1,085,206	100.0	27,154	184,703	6.8	1
												979	3,438	3.5	2
1,243	436	4.1	78,760	0.1	125	5.9	14,623	791	19.0	59,137	5.5	7,065	8,571	1.2	3
1,857	554	5.2	229,039	0.3	322	15.1	64,214	1,173	28.1	140,498	13.0	4,735	10,871	2.3	4
1,272	399	3.7	305,713	0.4	338	15.9	97,778	718	17.2	131,396	12.1	2,246	7,591	3.4	5
1,093	373	3.5	521,081	0.7	346	16.3	125,042	512	12.3	136,992	12.6	1,561	6,762	4.3	6
4,157	2,933	27.4	10,086,248	13.1	769	36.2	475,188	798	19.1	390,608	36.1	4,499	32,943	7.3	7
2,884	2,740	25.6	17,376,675	22.5	145	6.8	135,520	121	2.9	123,262	11.4	2,848	34,808	12.2	8
1,551	1,505	14.1	14,610,797	18.9	34	1.6	55,212	28	0.7	50,551	4.7	1,499	25,739	17.2	9
1,175	1,166	10.9	16,791,561	21.7	29	1.4	61,233	19	0.5	19,394	1.8	1,138	27,454	24.1	10
467	465	4.3	10,759,933	13.9	12	0.6	22,580	5	0.1	20,376	1.9	465	17,317	37.2	11
84	84	0.8	3,300,917	4.3	2	0.1	449	2	(2)	885	0.1	83	4,835	58.3	12
18	18	0.2	1,238,301	1.6	2	0.1	3,800	1	(2)	2,587	0.2	18	1,598	88.8	13
18	18	0.2	1,986,649	2.6	2	0.1	16,876	1	(2)	7,520	0.7	18	2,776	154.2	14
10	10	100.0	520,312	100.0	1	100.0	4,090	2	100.0	4,670	100.0	15	558	37.2	15
															16
1	1	10.0	700	0.1								4	5	1.2	17
1	1	10.0	300	0.1								3	5	1.7	18
															19
1	1	10.0	3,842	0.7				1	50.0	267	5.7	1	4	4.0	20
1	1	10.0	10,950	2.1								1	13	13.0	21
															22
1	1	10.0	9,185	1.8								1	6	6.0	23
1	1	10.0	31,191	6.0								1	32	32.0	24
1	1	10.0	31,571	6.1								1	21	21.0	25
3	3	30.0	432,573	83.1	1	100.0	4,090	1	50.0	4,403	94.3	3	472	157.3	26
56,905	11,381	100.0	49,866,287	100.0	19,076	100.0	6,460,612	32,235	100.0	4,356,836	100.0	130,689	386,633	3.0	27
												2,654	4,908	1.8	28
12,901	1,595	14.0	282,871	0.6	1,727	9.1	175,296	10,623	33.0	715,936	16.4	57,897	66,899	1.2	29
16,858	2,097	18.4	690,957	1.4	4,603	24.1	756,550	11,654	36.2	1,215,845	27.9	35,876	78,782	2.2	30
8,541	1,362	12.0	804,760	1.6	3,532	18.5	836,741	4,573	14.2	681,660	15.6	12,865	41,855	3.3	31
5,646	1,123	9.9	1,015,354	2.0	2,852	15.0	894,702	2,317	7.2	475,678	10.9	7,222	31,199	4.3	32
8,981	2,493	21.9	4,218,824	8.5	5,091	26.7	2,441,487	2,554	7.9	835,429	19.2	10,184	66,126	6.5	33
1,743	780	6.9	3,457,172	6.9	856	4.5	734,602	332	1.0	219,035	5.0	1,767	21,170	12.0	34
655	460	4.0	3,870,335	7.8	216	1.1	247,929	73	0.2	44,022	1.0	646	11,534	17.9	35
740	656	5.8	9,069,129	18.2	119	0.6	181,532	63	0.2	65,824	1.5	740	18,876	25.5	36
567	549	4.8	12,678,193	25.4	54	0.3	91,914	28	0.1	45,447	1.0	565	22,828	40.4	37
179	174	1.5	6,579,010	13.2	16	0.1	53,612	12	(2)	42,702	1.0	179	11,159	62.3	38
53	53	0.5	3,079,003	6.2	3	(2)	2,887	3	(2)	10,800	0.2	53	4,990	94.2	39
36	36	0.3	2,903,374	5.8	6	(2)	33,790	1	(2)	1,825	(2)	36	4,549	126.4	40
5	5	(2)	1,217,305	2.4	1	(2)	9,570	2	(2)	2,633	0.1	5	1,758	351.6	41
29,665	6,548	100.0	18,349,677	100.0	14,379	100.0	4,587,168	12,945	100.0	2,007,830	100.0	78,338	218,769	2.8	42
												1,730	3,258	1.9	43
4,451	1,169	17.9	158,268	0.9	848	5.9	73,101	3,106	24.0	221,165	11.0	31,371	37,411	1.2	44
7,421	1,344	20.5	380,053	2.1	2,906	20.2	439,469	4,167	32.2	437,500	21.8	20,744	45,372	2.2	45
5,298	724	11.1	359,611	2.0	2,965	20.6	696,128	2,249	17.4	319,705	15.9	9,275	29,179	3.1	46
3,933	525	8.0	423,048	2.3	2,566	17.8	762,196	1,353	10.5	257,370	12.8	5,579	22,697	4.1	47
6,587	1,374	21.0	2,633,859	14.4	4,462	31.0	1,977,291	1,816	14.0	559,967	27.9	7,692	46,883	6.1	48
1,114	645	9.9	3,477,626	19.0	452	3.1	381,519	167	1.3	109,559	5.5	1,101	12,538	11.4	49
395	333	5.1	2,804,549	15.3	90	0.6	108,140	41	0.3	43,823	2.2	391	6,335	16.2	50
269	244	3.7	3,044,987	16.6	52	0.4	85,541	23	0.2	28,668	1.4	261	6,195	23.7	51
162	155	2.4	3,165,050	17.2	33	0.2	53,554	15	0.1	24,223	1.2	159	6,197	39.0	52
26	26	0.4	1,111,146	6.1	5	(2)	5,349	5	(2)	5,575	0.3	26	1,720	66.2	53
4	4	0.1	309,300	1.7								4	375	93.8	54
5	5	0.1	482,200	2.6	2	(2)	6,880	1	(2)	275	(2)	5	609	121.8	55
															56
45,512	11,521	100.0	26,149,569	100.0	6,871	100.0	1,776,160	33,375	100.0	5,092,310	100.0	179,816	333,101	1.9	57
												6,599	8,508	1.3	58
17,219	3,152	27.4	395,857	1.5	1,781	25.9	207,521	14,319	42.9	1,124,200	22.1	112,004	125,563	1.1	59
16,064	2,992	26.0	798,309	3.1	2,955	43.0	577,847	12,145	36.4	1,575,034	30.9	43,285	90,395	2.1	60
5,356	1,470	12.8	845,300	3.2	1,025	14.9	288,624	3,658	11.0	752,793	14.8	9,458	29,627	3.1	61
2,467	919	8.0	787,611	3.0	452	6.6	170,894	1,548	4.6	488,165	9.6	3,513	14,748	4.2	62
2,677	1,425	12.4	2,652,510	10.1	453	6.6	246,305	1,333	4.0	724,694	14.2	3,232	20,410	6.3	63
625	504	4.4	2,376,295	9.1	64	0.9	55,597	203	0.6	201,837	4.0	628	7,684	12.2	64
309	281	2.4	2,381,598	9.1	33	0.5	44,613	52	0.2	61,720	1.2	305	5,428	17.8	65
415	401	3.5	4,908,120	18.8	44	0.6	39,074	65	0.2	57,835	1.1	412	10,449	25.4	66
265	265	2.3	5,416,786	20.7	38	0.6	38,443	36	0.1	28,876	0.6	263	10,432	39.7	67
77	75	0.7	2,529,539	9.7	18	0.3	66,012	12	(2)	21,271	0.4	77	4,831	62.7	68
25	24	0.2	1,198,747	4.6	6	0.1	26,810	4	(2)	55,885	1.1	25	2,279	91.2	69
15	15	0.1	1,878,917	7.2	2	(2)	14,420					15	2,747	183.1	70
15,637	3,781	100.0	10,404,319	100.0	1,255	100.0	400,920	11,218	100.0	1,889,987	100.0	90,485	159,264	1.8	71
												4,517	5,692	1.3	72
4,895	980	25.9	116,517	1.1	279	22.2	26,110	4,287	38.2	324,477	17.2	59,789	67,101	1.1	73
4,956	1,041	27.5	226,190	2.2	420	33.5	64,105	4,280	38.2	565,662	29.9	19,507	41,280	2.1	74
1,548	430	11.4	180,999	1.7	183	14.6	44,973	1,295	11.5	274,900	14.5	3,480	11,008	3.2	75
701	262	6.9	179,579	1.7	84	6.7	25,102	550	4.9	169,132	8.9	1,256	5,486	4.4	76
817	401	10.6	616,358	5.9	143	11.4	70,011	567	5.1	287,124	15.2	1,182	7,688	6.5	77
259	208	5.5	854,952	8.0	54	4.3	29,194	115	1.0	99,876	5.3	274	3,506	12.8	78
141	129	3.4	965,662	9.3	31	2.5	20,402	49	0.4	45,818	2.4	141	2,548	18.1	79

TABLE 12.—CLASSIFICATION BY NUMBER OF COWS MILKED—FARMS REPORTING, NUMBER OF COWS MILKED, AND MILK MAINLY FOR MILK PRODUCTION,. 1940;

	DIVISION AND STATE AND NUMBER OF COWS MILKED	COWS AND HEIFERS MILKED								MILK PRODUCED (GALLONS)				BUTTER CHURNED, 1939			
		Farms reporting				Number								Farms reporting		Pounds	
		1939	1929	Percent distribution		1939	1929	Percent distribution		1939	1929	Percent distribution		Number	Percent distribution	Number	Percent distribution
				1939	1929			1939	1929			1939	1929				
	SOUTH ATLANTIC—Continued																
	SOUTH CAROLINA—Con.																
1	20 to 29 cows	161	155	0.2	0.2	3,693	3,569	2.6	2.7	2,121,003	1,947,939	3.6	3.7	78	0.1	70,469	0.6
2	30 to 49 cows	124	66	0.1	0.1	4,508	2,321	3.1	1.8	2,830,189	1,320,044	4.8	2.5	53	0.1	52,268	0.5
3	50 to 74 cows	30	17	(2)	(2)	1,770	924	1.2	0.7	1,051,534	562,327	1.8	1.1	15	(2)	15,861	0.1
4	75 to 99 cows	12	9	(2)	(2)	989	727	0.7	0.6	657,958	524,634	1.1	1.0	4	(2)	1,150	(2)
5	100 cows and over	13	3	(2)	(2)	3,315	378	2.3	0.3	1,661,325	179,657	2.8	0.3	3	(2)	7,248	0.1
	GEORGIA:																
6	Total	158,226	154,964	100.0	100.0	304,979	299,294	100.0	100.0	117,857,837	113,639,532	100.0	100.0	141,847	100.0	25,728,689	100.0
7	No cows milked	—	—	—	—	—	—	—	—	—	—	—	—	—	—	—	—
8	1 cow	93,323	133,717	59.0	86.3	93,323	171,412	30.6	57.3	40,488,195	66,928,768	34.4	58.9	83,811	59.1	11,877,335	46.2
9	2 cows	43,769		27.7		87,538		28.7		29,803,074		25.3		39,751	28.0	8,199,242	31.9
10	3 cows	10,639		6.7		31,917		10.5		9,074,580		7.7		9,492	6.7	2,145,000	8.3
11	4 cows	4,477	18,632	2.8	12.0	17,908	76,256	5.9	25.5	4,734,917	23,007,576	4.0	20.2	3,967	2.8	1,011,542	3.9
12	5 to 9 cows	4,018		2.5		24,207		7.9		6,925,001		5.9		3,501	2.5	1,189,781	4.6
13	10 to 14 cows	733	1,733	0.5	1.1	8,258	22,141	2.7	7.4	3,550,059	9,062,824	3.0	8.0	548	0.4	367,714	1.4
14	15 to 19 cows	327		0.2		5,385		1.8		2,621,058		2.2		223	0.2	189,381	0.7
15	20 to 29 cows	388	473	0.2	0.3	8,914	10,742	2.9	3.6	4,654,615	5,151,949	4.0	4.5	242	0.2	245,059	1.0
16	30 to 49 cows	358	285	0.2	0.2	12,855	10,019	4.2	3.3	6,930,016	5,092,526	5.9	4.5	226	0.2	334,888	1.3
17	50 to 74 cows	121	90	0.1	0.1	6,892	5,186	2.3	1.7	4,073,338	2,700,308	3.5	2.4	52	(2)	90,065	0.4
18	75 to 99 cows	38	17	(2)	(2)	3,110	1,401	1.0	0.5	2,007,545	706,174	1.7	0.6	21	(2)	52,188	0.2
19	100 to 199 cows	32	16	(2)	(2)	3,948	1,937	1.3	0.6	2,416,829	864,407	2.1	0.8	11	(2)	20,639	0.1
20	200 cows and over	3	1	(2)	(2)	724	200	0.2	0.1	578,610	125,000	0.5	0.1	2	(2)	5,855	(2)
	FLORIDA:																
21	Total	26,924	22,613	100.0	100.0	90,428	73,966	100.0	100.0	36,742,141	26,283,944	100.0	100.0	18,309	100.0	1,900,082	100.0
22	No cows milked	—	—	—	—	—	—	—	—	—	—	—	—	—	—	—	—
23	1 cow	14,310	17,111	53.1	75.7	14,310	23,077	15.8	31.2	5,057,494	7,005,638	13.8	26.7	9,244	50.5	677,742	35.7
24	2 cows	7,611		28.3		15,222		16.8		3,930,709		10.7		5,580	30.5	561,102	29.5
25	3 cows	2,271		8.4		6,813		7.5		1,477,429		4.0		1,728	9.4	214,930	11.3
26	4 cows	964	4,524	3.6	20.0	3,856	18,644	4.3	25.2	791,978	4,048,220	2.2	15.4	723	3.9	103,210	5.4
27	5 to 9 cows	930		3.5		5,608		6.2		1,236,209		3.4		656	3.6	122,104	6.4
28	10 to 14 cows	156	440	0.6	1.9	1,773	5,735	2.0	7.8	644,705	2,241,305	1.8	8.5	98	0.5	28,968	1.5
29	15 to 19 cows	93		0.3		1,521		1.7		805,614		2.2		53	0.3	18,036	0.9
30	20 to 29 cows	145	165	0.5	0.7	3,371	3,783	3.7	5.1	1,772,448	1,716,895	4.8	6.5	75	0.4	31,074	1.6
31	30 to 49 cows	193	192	0.7	0.8	7,185	6,964	7.9	9.4	4,004,854	3,525,707	10.9	13.4	87	0.5	69,772	3.7
32	50 to 74 cows	98	99	0.4	0.4	5,694	5,734	6.3	7.8	3,105,753	2,842,892	8.5	10.8	32	0.2	18,348	1.0
33	75 to 99 cows	55	38	0.2	0.2	4,696	3,070	5.2	4.2	2,750,906	1,650,717	7.5	6.3	18	0.1	11,614	0.6
34	100 to 199 cows	62	36	0.2	0.2	8,227	4,402	9.1	6.0	4,583,307	2,139,495	12.5	8.1	8	(2)	11,314	0.6
35	200 cows and over	36	8	0.1	(2)	12,152	2,557	13.4	3.5	6,580,935	1,113,075	17.9	4.2	7	(2)	51,868	1.7
	EAST SOUTH CENTRAL																
	KENTUCKY:																
36	Total	204,950	190,060	100.0	100.0	514,665	488,562	100.0	100.0	208,971,146	210,623,997	100.0	100.0	174,552	100.0	19,967,338	100.0
37	No cows milked	—	—	—	—	—	—	—	—	—	—	—	—	—	—	—	—
38	1 cow	92,600	132,214	45.2	69.6	92,600	181,413	18.0	37.1	39,207,993	78,691,415	18.8	37.4	83,168	47.6	7,985,109	40.0
39	2 cows	53,889		26.3		107,778		20.9		40,493,240		19.4		47,077	27.0	5,912,927	29.6
40	3 cows	21,493		10.5		64,479		12.5		23,617,763		11.3		17,828	10.2	2,274,168	11.4
41	4 cows	13,343	52,816	6.5	27.8	53,372	232,655	10.4	47.6	19,444,035	96,066,086	9.3	45.6	10,612	6.1	1,353,988	6.8
42	5 to 9 cows	18,411		9.0		113,600		22.1		43,337,150		20.7		13,194	7.6	1,852,368	9.3
43	10 to 14 cows	3,156	4,203	1.5	2.2	35,733	51,744	6.9	10.6	15,981,367	23,647,497	7.6	11.2	1,791	1.0	322,585	1.6
44	15 to 19 cows	980		0.5		15,985		3.1		8,263,111		4.0		447	0.3	117,092	0.6
45	20 to 29 cows	714	582	0.3	0.3	16,310	13,121	3.2	2.7	8,347,226	6,662,717	4.5	3.2	316	0.2	95,179	0.5
46	30 to 49 cows	312	200	0.2	0.1	11,034	6,825	2.1	1.4	6,688,523	3,888,067	3.2	1.8	108	0.1	44,276	0.2
47	50 to 74 cows	38	36	(2)	(2)	2,133	2,010	0.4	0.4	1,485,973	1,227,062	0.7	0.6	7	(2)	2,609	(2)
48	75 to 99 cows	6	7	(2)	(2)	479	569	0.1	0.1	340,199	285,528	0.2	0.1	4	(2)	7,037	(2)
49	100 cows and over	8	2	(2)	(2)	1,162	225	0.2	(2)	764,566	155,625	0.4	0.1	—	—	—	—
	TENNESSEE:																
50	Total	195,157	183,928	100.0	100.0	508,081	442,063	100.0	100.0	204,564,296	181,789,691	100.0	100.0	174,066	100.0	27,615,071	100.0
51	No cows milked	—	—	—	—	—	—	—	—	—	—	—	—	—	—	—	—
52	1 cow	92,495	141,666	47.4	77.0	92,495	190,037	18.2	43.0	40,789,680	79,209,745	19.9	43.6	85,473	49.1	10,646,412	38.6
53	2 cows	52,630		27.0		105,260		20.7		39,896,556		19.5		48,585	27.9	8,453,567	30.6
54	3 cows	17,927		9.2		53,781		10.6		19,474,460		9.5		15,954	9.2	3,129,908	11.3
55	4 cows	9,970	36,862	5.1	20.0	39,880	161,377	7.8	36.5	14,193,551	60,640,887	6.9	33.4	8,424	4.8	1,696,947	6.1
56	5 to 9 cows	15,328		7.9		96,891		19.1		35,549,526		17.3		11,655	6.7	2,298,536	8.3
57	10 to 14 cows	3,745	4,086	1.9	2.2	42,552	51,053	8.4	11.5	16,627,409	21,911,681	8.1	12.1	2,417	1.4	522,149	1.9
58	15 to 19 cows	1,312		0.7		21,474		4.2		9,077,474		4.4		754	0.4	197,995	0.7
59	20 to 29 cows	1,019	848	0.5	0.5	23,302	19,203	4.6	4.3	10,957,270	9,544,481	5.4	5.3	520	0.3	205,726	0.7
60	30 to 49 cows	553	360	0.3	0.2	19,727	12,696	3.9	2.9	10,605,285	6,534,350	5.2	3.6	242	0.1	181,350	0.7
61	50 to 74 cows	126	73	0.1	(2)	7,191	4,017	1.4	0.9	4,162,099	2,158,825	2.0	1.2	35	(2)	79,487	0.3
62	75 to 99 cows	24	15	(2)	(2)	1,974	1,265	0.4	0.3	1,225,078	628,616	0.6	0.3	15	(2)	57,420	0.2
63	100 cows and over	28	18	(2)	(2)	3,554	2,415	0.7	0.5	2,205,908	1,163,106	1.1	0.6	12	(2)	145,574	0.5
	ALABAMA:																
64	Total	181,579	179,623	100.0	100.0	326,881	315,300	100.0	100.0	126,855,193	123,548,606	100.0	100.0	167,950	100.0	30,317,848	100.0
65	No cows milked	—	—	—	—	—	—	—	—	—	—	—	—	—	—	—	—
66	1 cow	110,167	161,986	60.7	90.2	110,167	208,285	33.7	66.1	48,976,459	84,873,589	38.6	68.7	101,889	60.7	14,668,470	48.4
67	2 cows	51,430		28.3		102,860		31.5		35,943,968		28.3		48,203	28.7	10,286,857	33.9
68	3 cows	11,027		6.1		33,081		10.1		10,036,509		7.9		10,191	6.1	2,568,157	8.5
69	4 cows	4,179	15,869	2.3	8.8	16,716	60,836	5.1	19.3	4,645,319	18,951,312	3.7	15.3	3,795	2.3	1,027,168	3.4
70	5 to 9 cows	3,353		1.8		19,867		6.1		5,725,508		4.5		2,927	1.7	1,022,859	3.4
71	10 to 14 cows	488	979	0.3	0.5	5,501	12,608	1.7	4.0	1,970,697	4,652,833	1.6	3.8	381	0.2	191,222	0.6
72	15 to 19 cows	193		0.1		3,119		1.0		1,294,248		1.0		137	0.1	81,739	0.3
73	20 to 29 cows	242	337	0.1	0.2	5,516	7,795	1.7	2.5	2,512,524	3,295,571	2.0	2.7	163	0.1	128,733	0.4
74	30 to 49 cows	257	259	0.1	0.1	9,337	9,455	2.9	3.0	4,681,682	4,239,898	3.7	3.4	145	0.1	129,857	0.4
75	50 to 74 cows	134	135	0.1	0.1	7,769	7,894	2.4	2.5	4,026,970	3,572,118	3.2	2.9	68	(2)	90,736	0.3
76	75 to 99 cows	46	38	(2)	(2)	3,904	3,164	1.2	1.0	2,163,296	1,587,634	1.7	1.3	22	(2)	36,924	0.1
77	100 to 199 cows	53	37	(2)	(2)	6,800	4,638	2.1	1.5	3,889,688	2,173,186	3.1	1.8	25	(2)	78,716	0.3
78	200 cows and over	10	3	(2)	(2)	2,244	625	0.7	0.2	988,325	202,485	0.8	0.2	4	(2)	6,430	(2)

[1] Milk, cream, or butter. [2] Less than one-tenth of 1 percent.

PRODUCTION, 1939 AND 1929; BUTTER CHURNED AND DAIRY PRODUCTS SOLD, 1939; WITH NUMBER OF COWS KEPT BY DIVISIONS AND STATES—Continued

Farms reporting dairy products sold[1]	DAIRY PRODUCTS SOLD, 1939											COWS AND HEIFERS KEPT MAINLY FOR MILK PRODUCTION, APR. 1, 1940			
	Whole milk sold				Cream sold			Butter sold				Farms reporting	Number		
	Farms reporting		Gallons		Farms reporting		Butterfat content (pounds)	Farms reporting		Pounds			Total	Average per farm reporting	
	Number	Percent distribution	Number	Percent distribution	Number	Percent distribution		Number	Percent distribution	Number	Percent distribution				
161	152	4.0	1,757,489	16.9	21	1.7	26,956	36	0.3	59,488	3.1	161	4,269	26.5	1
124	123	3.3	2,507,510	24.1	22	1.8	26,952	28	0.2	43,521	2.3	123	4,951	40.3	2
30	30	0.8	915,760	8.8	9	0.7	14,265	9	0.1	14,218	0.8	30	2,056	68.5	3
12	12	0.3	620,560	6.0	3	0.2	8,000	———	———	———	———	12	1,110	92.5	4
15	15	0.3	1,485,153	14.3	6	0.5	44,850	2	(2)	5,773	0.3	15	2,574	198.0	5
36,784	6,294	100.0	22,705,954	100.0	4,586	100.0	1,295,302	30,488	100.0	4,832,737	100.0	159,144	337,725	2.1	6
———	———	———	———	———	———	———	———	———	———	———	———	6,960	11,211	1.6	7
15,823	1,540	24.5	193,481	0.9	848	18.5	72,721	14,561	47.8	1,249,698	25.9	88,883	105,528	1.2	8
11,615	1,507	23.9	296,179	1.3	1,405	30.6	186,912	9,933	32.6	1,284,947	26.6	42,626	91,551	2.1	9
3,492	560	8.9	190,070	0.8	795	17.3	146,883	2,648	8.7	459,829	9.5	10,386	33,091	3.2	10
1,738	358	5.7	204,754	0.9	487	10.6	125,052	1,227	4.0	275,562	5.7	4,373	18,097	4.1	11
2,172	739	11.7	1,182,280	5.2	649	14.2	273,638	1,301	4.3	513,691	10.6	3,939	24,543	6.2	12
685	439	7.0	1,754,214	7.7	168	3.7	140,107	305	1.0	259,628	5.4	723	8,538	11.8	13
325	270	4.3	1,818,350	8.0	52	1.1	49,255	127	0.4	153,054	3.2	326	5,907	18.1	14
384	349	5.5	3,521,641	15.5	68	1.5	69,969	134	0.4	195,242	4.0	384	9,574	24.9	15
358	342	5.4	5,461,218	24.1	66	1.4	106,547	141	0.5	290,118	6.0	351	13,749	39.2	16
121	118	1.9	3,524,859	15.5	31	0.7	76,604	39	0.1	81,161	1.7	121	7,778	64.3	17
38	37	0.6	1,724,789	7.6	12	0.3	40,425	13	(2)	47,957	1.0	38	3,271	86.1	18
32	32	0.5	2,262,344	10.0	5	0.1	8,189	7	(2)	16,600	0.3	32	4,352	136.0	19
3	3	(2)	571,775	2.5	———	———	———	2	(2)	5,250	0.1	2	533	266.5	20
3,570	1,891	100.0	22,708,782	100.0	517	100.0	267,725	2,192	100.0	357,146	100.0	27,159	104,355	3.8	21
———	———	———	———	———	———	———	———	———	———	———	———	2,308	4,944	2.1	22
935	377	19.9	71,513	0.3	22	6.9	2,060	649	29.6	41,648	11.7	12,952	17,317	1.3	23
870	317	16.8	90,795	0.4	35	11.0	3,178	655	29.9	54,324	15.2	7,158	16,670	2.3	24
414	150	7.9	58,059	0.3	35	11.0	5,948	300	13.7	31,970	9.0	2,152	7,288	3.4	25
216	94	5.0	81,118	0.4	19	6.0	2,775	150	6.8	21,125	5.9	902	3,956	4.4	26
324	171	9.0	299,910	1.3	46	14.5	17,732	191	8.7	41,065	11.5	874	5,550	6.4	27
130	110	5.8	450,345	2.0	17	5.4	4,543	46	2.1	17,709	5.0	143	1,786	12.5	28
92	87	4.6	659,804	2.9	17	5.4	15,349	35	1.6	12,430	3.5	90	1,686	18.7	29
145	144	7.6	1,481,866	6.5	36	11.4	27,951	51	2.3	22,877	6.4	140	3,759	26.7	30
193	191	10.1	3,424,598	15.1	48	15.1	36,475	70	3.2	52,698	14.8	190	7,896	41.6	31
98	97	5.1	2,884,072	12.7	19	6.0	32,342	18	0.8	13,103	3.7	98	6,275	64.0	32
55	55	2.9	2,572,190	11.3	12	3.8	35,172	15	0.7	9,865	2.8	54	5,392	99.9	33
62	62	3.3	4,333,755	19.1	5	1.6	33,217	6	0.3	9,820	2.7	62	8,962	144.5	34
36	36	1.9	6,308,777	27.7	6	1.9	50,983	6	0.3	28,514	8.0	36	12,894	358.2	35
85,505	21,366	100.0	49,997,776	100.0	58,434	100.0	17,054,179	13,091	100.0	1,874,936	100.0	201,709	547,151	2.7	36
———	———	———	———	———	———	———	———	———	———	———	———	4,887	9,585	2.0	37
14,541	2,641	12.4	394,279	0.8	9,074	15.5	819,537	4,449	34.0	298,182	15.9	87,019	105,101	1.2	38
25,606	3,872	18.1	1,442,836	2.9	17,529	30.0	2,759,502	4,292	32.8	432,401	23.1	52,471	115,349	2.2	39
14,753	2,812	13.2	1,943,520	3.9	11,308	19.4	2,749,987	1,752	13.4	254,092	13.6	21,074	67,332	3.2	40
10,858	2,538	11.9	2,616,788	5.2	8,097	13.9	2,732,759	992	7.6	194,936	10.4	13,084	54,123	4.1	41
16,580	5,789	27.1	12,048,945	24.1	10,781	18.4	5,863,220	1,282	9.8	414,926	22.1	18,053	112,570	6.2	42
3,125	1,944	9.1	9,250,524	18.5	1,269	2.2	1,549,637	175	1.3	122,586	6.5	3,099	35,020	11.3	43
970	776	3.6	6,222,288	12.4	226	0.4	372,926	65	0.5	60,384	3.2	963	16,228	16.9	44
710	644	3.0	7,884,326	15.8	101	0.2	236,363	55	0.4	58,084	3.1	700	16,441	23.5	45
312	301	1.4	5,860,461	11.7	41	0.1	113,657	22	0.2	31,858	1.7	307	11,081	36.1	46
58	55	0.2	1,325,546	2.7	5	(2)	43,165	3	(2)	1,900	0.1	58	2,499	65.8	47
6	6	(2)	271,079	0.5	2	(2)	9,826	4	(2)	5,587	0.3	6	628	104.7	48
8	8	(2)	737,184	1.5	1	(2)	3,600	———	———	———	———	8	1,194	149.2	49
79,108	27,941	100.0	64,508,519	100.0	28,337	100.0	8,936,922	31,273	100.0	4,638,029	100.0	194,221	549,397	2.8	50
———	———	———	———	———	———	———	———	———	———	———	———	5,264	10,382	2.0	51
17,918	3,108	11.1	518,341	0.8	5,282	18.6	476,551	11,552	36.9	841,041	18.1	87,982	107,992	1.2	52
22,088	4,660	16.7	1,624,634	2.5	8,957	31.6	1,405,285	11,000	35.2	1,198,329	25.8	51,638	113,704	2.2	53
11,114	3,425	12.3	2,286,572	3.5	4,910	17.3	1,186,397	3,974	12.7	637,892	13.8	17,672	56,175	3.2	54
7,573	3,057	10.9	2,980,095	4.6	3,295	11.6	1,113,660	2,049	6.6	425,558	9.2	9,846	41,209	4.2	55
15,625	8,144	29.1	15,177,987	23.5	4,602	16.2	2,654,938	2,069	6.6	674,963	14.6	15,099	98,028	6.5	56
3,734	2,885	10.3	10,756,393	16.7	818	2.9	993,570	355	1.1	216,886	4.7	3,697	42,482	11.5	57
1,309	1,077	3.9	6,581,487	10.2	246	0.9	471,590	112	0.4	96,766	2.1	1,295	21,440	16.6	58
1,019	896	3.2	8,875,709	13.8	148	0.5	375,971	92	0.3	133,619	2.9	1,007	24,101	23.9	59
553	524	1.9	9,221,468	14.3	65	0.2	184,420	78	0.2	147,334	3.2	545	20,649	37.9	60
125	118	0.4	3,659,092	5.7	12	(2)	63,940	16	0.1	68,492	1.5	124	7,577	61.1	61
24	24	0.1	1,022,440	1.6	2	(2)	2,400	6	(2)	55,499	1.2	24	2,089	87.0	62
28	27	0.1	1,824,301	2.8	2	(2)	8,200	10	(2)	141,650	3.1	28	3,569	127.5	63
36,788	7,924	100.0	19,804,560	100.0	5,335	100.0	1,060,987	29,570	100.0	3,715,986	100.0	182,729	367,241	2.0	64
———	———	———	———	———	———	———	———	———	———	———	———	6,000	8,996	1.5	65
16,045	1,777	22.4	210,141	1.1	701	21.0	62,251	14,745	49.9	1,087,629	29.3	106,432	127,574	1.2	66
12,098	2,278	28.7	518,574	2.6	1,189	35.7	168,588	9,986	33.8	1,144,016	30.8	50,596	109,751	2.2	67
3,567	1,080	13.6	414,061	2.1	514	15.4	113,263	2,479	8.4	395,018	10.6	10,865	35,277	3.2	68
1,768	687	8.7	412,479	2.1	325	9.7	100,633	1,015	3.4	211,925	5.7	4,128	17,785	4.3	69
1,940	952	12.0	1,057,159	5.3	357	10.7	190,460	942	3.2	338,587	9.1	3,302	20,136	6.1	70
444	306	3.9	965,017	4.9	83	2.5	69,535	144	0.5	101,843	2.7	481	5,658	11.8	71
189	156	2.0	862,729	4.4	27	0.8	32,292	57	0.2	56,929	1.5	190	3,242	17.1	72
258	207	2.6	1,858,153	9.3	40	1.2	45,725	77	0.3	91,155	2.5	240	5,881	24.5	73
258	241	3.0	3,842,916	19.4	47	1.4	94,229	64	0.2	105,096	2.8	254	10,030	39 5	74
134	132	1.7	3,445,160	17.4	28	0.8	69,799	36	0.1	78,258	2.1	133	8,825	66.4	75
46	45	0.6	1,917,696	9.7	10	0.3	25,631	10	(2)	33,817	0.9	46	4,592	99.8	76
53	53	0.7	3,395,660	17.1	12	0.4	77,756	13	(2)	65,930	1.8	52	7,220	138.8	77
10	10	0.1	929,015	4.7	2	0.1	10,625	2	(2)	5,785	0.2	10	2,274	227.4	78

TABLE 12.—CLASSIFICATION BY NUMBER OF COWS MILKED—FARMS REPORTING, NUMBER OF COWS MILKED, AND MILK MAINLY FOR MILK PRODUCTION, 1940:

	DIVISION AND STATE AND NUMBER OF COWS MILKED	COWS AND HEIFERS MILKED								MILK PRODUCED (GALLONS)				BUTTER CHURNED, 1939			
		Farms reporting				Number								Farms reporting		Pounds	
				Percent distribution				Percent distribution				Percent distribution					
		1939	1929	1939	1929	1939	1929	1939	1929	1939	1929	1939	1929	Number	Percent distribution	Number	Percent distribution
	EAST SOUTH CENTRAL—Continued																
	MISSISSIPPI:																
1	Total	191,907	167,492	100.0	100.0	456,496	383,705	100.0	100.0	150,430,135	130,644,269	100.0	100.0	168,035	100.0	25,809,897	100.0
2	No cows milked																
3	1 cow	91,040	130,352	47.4	77.8	91,040	176,201	19.9	45.9	32,965,792	60,195,732	21.9	46.1	79,664	47.4	8,043,597	33.8
4	2 cows	55,948		29.2		111,896		24.5		34,769,662		23.1		50,472	30.0	7,787,097	32.7
5	3 cows	18,635		9.7		55,905		12.2		16,377,401		10.9		16,649	9.9	3,190,260	13.4
6	4 cows	9,997	33,367	5.2	19.9	39,988	140,986	8.8	36.7	11,485,702	45,036,697	7.6	34.5	8,716	5.2	1,815,382	7.6
7	5 to 9 cows	12,014		6.3		73,814		16.2		22,212,537		14.8		9,804	5.8	2,162,577	9.1
8	10 to 14 cows	2,162	2,756	1.1	1.6	24,504	34,866	5.3	9.1	7,840,128	12,816,930	5.2	9.8	1,543	0.9	377,675	1.6
9	15 to 19 cows	787		0.4		12,766		2.8		4,586,733		3.0		511	0.3	134,118	0.6
10	20 to 29 cows	671	615	0.3	0.4	15,244	13,828	3.3	3.6	5,773,663	5,292,875	3.8	4.1	395	0.2	125,114	0.5
11	30 to 49 cows	445	296	0.2	0.2	15,993	10,514	3.5	2.7	7,112,594	4,299,869	4.7	3.3	192	0.1	79,489	0.3
12	50 to 74 cows	136	72	0.1	(2)	7,788	4,114	1.7	1.1	3,687,692	1,671,797	2.5	1.3	65	(2)	55,924	0.2
13	75 to 99 cows	41	21	(2)	(2)	3,365	1,654	0.7	0.4	1,558,262	661,594	1.0	0.5	15	(2)	12,532	0.1
14	100 to 199 cows	28	13	(2)	(2)	3,495	1,540	0.8	0.4	1,805,064	668,775	1.2	0.5	7	(2)	5,404	(2)
15	200 cows and over	3		(2)		898		0.2		254,905		0.2		2	(2)	22,730	0.1
	WEST SOUTH CENTRAL																
	ARKANSAS:																
16	Total	160,770	144,827	100.0	100.0	395,698	326,057	100.0	100.0	150,827,811	128,568,652	100.0	100.0	147,102	100.0	22,659,136	100.0
17	No cows milked																
18	1 cow	69,352	108,628	43.1	75.0	69,552	148,062	17.5	45.4	30,777,239	60,751,045	20.4	47.3	63,904	43.4	7,516,290	33.2
19	2 cows	43,299		26.9		86,598		21.9		31,947,527		21.2		40,249	27.4	6,689,213	29.5
20	3 cows	18,230		11.3		54,690		13.8		18,905,193		12.5		16,791	11.4	3,086,698	13.6
21	4 cows	11,658	34,016	7.3	23.5	46,632	143,316	11.8	44.0	15,912,092	52,425,332	10.5	40.8	10,461	7.1	1,984,254	8.8
22	5 to 9 cows	15,417		9.6		93,771		23.7		33,116,456		22.0		13,544	9.2	2,692,568	11.9
23	10 to 14 cows	1,880	1,758	1.2	1.2	20,886	21,253	5.3	6.5	7,996,106	8,610,608	5.3	6.7	1,543	1.0	400,541	1.8
24	15 to 19 cows	376		0.2		6,049		1.5		2,598,324		1.7		273	0.2	91,871	0.4
25	20 to 29 cows	320	257	0.2	0.2	7,222	5,943	1.8	1.8	3,601,055	2,813,882	2.4	2.2	209	0.1	101,401	0.4
26	30 to 49 cows	179	126	0.1	0.1	6,477	4,526	1.6	1.4	3,627,862	2,342,096	2.4	1.8	99	0.1	74,136	0.3
27	50 to 74 cows	46	31	(2)	(2)	2,675	1,756	0.7	0.5	1,540,166	965,779	1.0	0.7	24	(2)	12,364	0.1
28	75 to 99 cows	7	5	(2)	(2)	545	396	0.1	0.1	357,595	228,852	0.2	0.2	1	(2)	500	(2)
29	100 cows and over	6	6	(2)	(2)	801	805	0.2	0.2	448,196	433,058	0.3	0.3	4	(2)	9,300	(2)
	LOUISIANA:																
30	Total	103,600	82,109	100.0	100.0	246,652	188,899	100.0	100.0	76,396,675	58,289,639	100.0	100.0	55,987	100.0	6,360,406	100.0
31	No cows milked																
32	1 cow	47,744	64,577	46.1	78.6	47,744	89,773	19.4	47.5	15,071,716	26,593,324	19.7	45.6	23,531	42.0	1,717,429	27.0
33	2 cows	33,996		32.8		67,992		27.6		18,515,793		24.2		18,988	33.9	2,185,116	34.4
34	3 cows	10,811		10.4		32,433		13.1		7,965,604		10.4		6,780	12.1	997,986	15.7
35	4 cows	4,849	15,853	4.7	19.3	19,396	62,048	7.9	32.8	4,393,169	15,774,317	5.8	27.1	3,222	5.8	567,571	8.9
36	5 to 9 cows	4,072		3.9		24,396		9.9		5,910,037		7.7		2,712	4.8	617,740	9.7
37	10 to 14 cows	720	986	0.7	1.2	8,103	12,785	3.3	6.8	2,829,880	4,872,047	3.7	8.4	334	0.6	101,498	1.6
38	15 to 19 cows	359		0.3		5,825		2.4		2,454,024		3.2		119	0.2	34,028	0.5
39	20 to 29 cows	455	331	0.4	0.4	10,455	7,763	4.2	4.1	4,752,897	3,495,059	6.2	6.0	133	0.2	40,657	0.6
40	30 to 49 cows	385	263	0.4	0.3	13,830	9,409	5.6	5.0	6,568,197	4,444,539	8.6	7.6	106	0.2	51,860	0.8
41	50 to 74 cows	131	75	0.1	0.1	7,630	4,319	3.1	2.3	3,546,330	1,908,003	4.6	3.3	42	0.1	22,614	0.4
42	75 to 99 cows	33	9	(2)	(2)	2,750	735	1.1	0.4	1,261,390	383,975	1.7	0.7	8	(2)	2,401	(2)
43	100 to 199 cows	42	14	(2)	(2)	5,216	1,817	2.1	1.0	2,675,040	686,875	3.5	1.2	11	(2)	17,856	0.3
44	200 cows and over	3	1	(2)	(2)	882	250	0.4	0.1	452,598	151,500	0.6	0.2	1	(2)	3,650	0.1
	OKLAHOMA:																
45	Total	153,471	158,766	100.0	100.0	659,475	586,904	100.0	100.0	269,898,921	249,251,003	100.0	100.0	130,786	100.0	14,791,833	100.0
46	No cows milked																
47	1 cow	33,651	81,462	21.9	51.3	33,651	117,060	5.1	19.9	14,742,690	51,070,200	5.5	20.5	27,863	21.3	2,395,735	16.2
48	2 cows	30,162		19.7		60,324		9.1		22,466,218		8.3		26,477	20.2	2,897,204	19.6
49	3 cows	18,553		12.1		55,659		8.4		20,656,126		7.7		16,155	12.4	1,888,598	12.8
50	4 cows	16,797	67,817	10.9	42.7	67,188	330,584	10.2	56.3	25,868,049	136,222,619	9.6	54.7	14,594	11.2	1,709,041	11.6
51	5 to 9 cows	42,421		27.6		272,074		41.3		109,492,617		40.6		36,447	27.9	4,389,241	29.7
52	10 to 14 cows	8,682	8,167	5.7	5.1	96,914	99,095	14.7	16.9	39,413,882	41,790,931	14.6	16.8	7,156	5.5	1,062,353	7.2
53	15 to 19 cows	1,748		1.1		28,267		4.3		12,269,117		4.5		1,303	1.0	233,406	1.6
54	20 to 29 cows	930	860	0.6	0.5	20,861	19,420	3.2	3.3	10,028,081	9,046,242	3.7	3.6	586	0.4	136,041	0.9
55	30 to 49 cows	370	333	0.2	0.2	13,086	12,090	2.0	2.1	7,457,632	6,479,826	2.8	2.6	159	0.1	45,876	0.3
56	50 to 74 cows	108	91	0.1	0.1	6,072	5,161	0.9	0.9	3,985,635	2,795,526	1.5	1.1	30	(2)	25,975	0.2
57	75 to 99 cows	23	23	(2)	(2)	1,907	1,922	0.3	0.3	1,334,486	997,274	0.5	0.4	8	(2)	5,229	(2)
58	100 to 199 cows	22	12	(2)	(2)	2,507	1,372	0.4	0.2	1,715,388	709,685	0.6	0.3	6	(2)	2,194	(2)
59	200 cows and over	4	1	(2)	(2)	965	200	0.1	(2)	469,000	158,700	0.2	0.1	2	(2)	940	(2)
	TEXAS:																
60	Total	338,081	339,635	100.0	100.0	1,146,766	1,010,995	100.0	100.0	475,129,978	412,707,814	100.0	100.0	285,626	100.0	43,311,607	100.0
61	No cows milked																
62	1 cow	102,623	219,075	30.4	64.5	102,623	316,127	8.9	31.3	48,529,558	134,488,255	10.2	32.6	85,380	29.2	8,796,284	20.3
63	2 cows	94,744		28.0		189,488		16.5		73,138,466		15.4		82,793	29.0	11,563,742	26.7
64	3 cows	46,978		13.9		140,934		12.3		50,734,797		10.7		41,749	14.6	6,637,707	15.3
65	4 cows	31,922	108,665	9.4	32.0	127,688	468,444	11.1	46.3	45,554,116	172,091,621	9.6	41.7	28,137	9.9	4,883,816	11.3
66	5 to 9 cows	47,319		14.0		292,306		25.5		110,866,329		23.3		40,167	14.1	8,127,880	18.8
67	10 to 14 cows	8,056	8,538	2.4	2.5	90,122	105,976	7.9	10.5	37,519,616	45,075,619	7.9	10.9	6,056	2.1	1,714,353	4.0
68	15 to 19 cows	2,390		0.7		38,721		3.4		18,016,343		3.8		1,576	0.6	574,849	1.3
69	20 to 29 cows	1,947	1,707	0.6	0.5	44,256	38,828	3.9	3.8	22,382,049	18,581,394	4.7	4.5	1,018	0.4	413,671	1.0
70	30 to 49 cows	1,299	1,116	0.4	0.3	46,602	39,993	4.1	4.0	25,607,970	20,402,468	5.4	4.9	533	0.2	251,613	0.6
71	50 to 74 cows	430	334	0.1	0.1	25,205	19,159	2.2	1.9	14,327,536	10,258,318	3.0	2.5	134	(2)	101,585	0.2
72	75 to 99 cows	140	95	(2)	(2)	11,478	7,934	1.0	0.8	6,479,249	3,933,327	1.4	1.0	30	(2)	45,812	0.1
73	100 to 199 cows	188	95	0.1	(2)	23,401	11,915	2.0	1.2	13,148,539	6,157,912	2.8	1.5	41	(2)	154,440	0.4
74	200 cows and over	45	10	(2)	(2)	13,942	2,619	1.2	0.3	8,825,410	1,718,900	1.9	0.4	12	(2)	48,057	0.1
	MOUNTAIN																
	MONTANA:																
75	Total	29,470	34,412	100.0	100.0	129,821	173,303	100.0	100.0	72,443,063	87,377,918	100.0	100.0	20,160	100.0	3,394,895	100.0
76	No cows milked																
77	1 cow	6,133	12,160	20.8	35.3	6,133	18,444	4.7	10.6	3,174,146	8,547,128	4.4	9.8	3,918	19.4	350,956	10.3
78	2 cows	6,466		21.9		12,932		10.0		6,124,698		8.5		5,038	25.0	685,061	20.1

[1] Milk, cream, or butter. [2] Less than one-tenth of 1 percent.

PRODUCTION, 1939 AND 1929; BUTTER CHURNED AND DAIRY PRODUCTS SOLD, 1939; WITH NUMBER OF COWS KEPT BY DIVISIONS AND STATES—Continued

Farms reporting dairy products sold [1]	DAIRY PRODUCTS SOLD, 1939											COWS AND HEIFERS KEPT MAINLY FOR MILK PRODUCTION, APR. 1, 1940			
	Whole milk sold				Cream sold			Butter sold				Farms reporting	Number		
	Farms reporting		Gallons		Farms reporting		Butterfat content (pounds)	Farms reporting		Pounds			Total	Average per farm reporting	
	Number	Percent distribution	Number	Percent distribution	Number	Percent distribution		Number	Percent distribution	Number	Percent distribution				
33,441	19,792	100.0	39,494,249	100.0	6,268	100.0	2,391,768	10,649	100.0	1,565,595	100.0	191,814	522,742	2.7	1
												6,757	11,392	1.7	2
3,679	1,275	6.4	186,817	0.5	368	5.9	30,512	2,526	23.7	163,735	10.5	86,266	107,422	1.2	3
7,356	3,224	16.3	1,087,608	2.8	1,484	23.7	181,798	3,430	32.2	324,237	20.7	54,543	126,488	2.3	4
5,427	2,900	14.7	1,691,714	4.3	1,189	19.0	212,129	1,835	17.2	233,042	14.9	18,317	62,360	3.4	5
4,445	2,728	13.8	2,356,248	6.0	975	15.6	230,693	1,071	10.1	166,414	10.6	9,838	42,675	4.3	6
8,366	6,147	31.1	9,388,252	23.8	1,566	25.0	649,779	1,326	12.5	332,407	21.2	11,868	78,785	6.6	7
2,074	1,676	8.5	4,971,167	12.6	344	5.5	280,575	248	2.3	114,238	7.3	2,134	25,789	12.1	8
780	668	3.4	3,354,064	8.5	123	2.0	156,987	83	0.8	52,510	3.4	760	13,824	17.7	9
663	579	2.9	4,479,260	11.3	98	1.6	188,092	63	0.6	53,340	3.4	664	17,460	26.3	10
444	403	2.0	5,972,223	15.1	72	1.1	208,312	38	0.4	44,179	2.8	440	18,044	41.0	11
155	124	0.6	3,047,165	7.7	30	0.5	118,816	22	0.2	47,942	3.1	135	9,087	67.3	12
41	38	0.2	1,259,642	3.2	11	0.2	64,157	4	(2)	6,771	0.4	41	3,919	95.6	13
28	27	0.1	1,538,089	3.9	7	0.1	69,993	2	(2)	4,150	0.3	28	4,349	155.3	14
3	3	(2)	162,000	0.4	1	(2)	125	1	(2)	22,630	1.4	3	1,148	382.7	15
53,625	9,890	100.0	17,292,246	100.0	34,686	100.0	11,166,533	15,272	100.0	2,117,726	100.0	161,156	455,851	2.8	16
												5,522	10,474	1.9	17
8,031	1,472	14.9	199,174	1.2	3,360	9.7	302,298	4,343	28.4	298,833	14.1	65,990	86,860	1.3	18
13,148	1,914	19.3	607,581	3.5	7,893	22.8	1,161,864	4,886	32.0	465,087	22.0	42,262	100,956	2.4	19
9,089	1,379	13.9	801,029	4.6	6,328	18.2	1,415,971	2,309	15.1	286,181	13.5	17,915	61,804	3.4	20
7,755	1,252	12.7	1,028,949	6.0	5,813	16.8	1,754,766	1,441	9.4	231,466	10.9	11,487	50,782	4.4	21
12,828	2,576	26.0	3,963,367	22.9	9,708	28.0	4,797,135	1,843	12.1	491,755	23.2	15,207	98,452	6.5	22
1,854	626	6.3	2,132,187	12.3	1,227	3.5	1,114,805	257	1.7	162,806	7.7	1,858	22,111	11.9	23
367	204	2.1	1,258,681	7.3	178	0.5	245,768	61	0.4	47,508	2.2	368	6,286	17.1	24
317	250	2.5	2,437,220	14.1	110	0.3	195,262	67	0.4	61,689	2.9	315	7,474	23.9	25
177	158	1.6	2,843,349	16.4	48	0.1	112,581	49	0.3	54,161	2.6	176	6,694	38.0	26
46	46	0.5	1,369,568	7.9	17	(2)	33,533	11	0.1	8,940	0.4	46	2,885	62.7	27
7	7	0.1	288,015	1.7	2	(2)	22,000	1	(2)	500	(2)	6	436	72.7	28
6	6	0.1	363,126	2.1	2	(2)	10,550	4	(2)	8,800	0.4	6	637	106.2	29
8,236	3,650	100.0	22,796,995	100.0	1,344	100.0	496,707	4,406	100.0	634,729	100.0	105,352	329,894	3.1	30
												4,832	10,261	2.1	31
908	245	6.7	34,522	0.2	82	6.1	7,635	689	15.6	39,537	6.2	45,781	67,822	1.5	32
1,958	422	11.6	88,264	0.4	316	23.5	40,796	1,451	32.9	117,746	18.6	33,261	89,736	2.7	33
1,234	338	9.3	129,111	0.6	242	18.0	34,930	815	18.5	95,729	15.1	10,615	41,295	3.9	34
816	224	6.1	127,791	0.6	176	13.1	40,196	528	12.0	72,891	11.5	4,746	23,628	5.0	35
1,380	647	17.7	1,125,150	4.9	296	22.0	119,348	639	14.5	151,519	23.9	4,014	29,987	7.5	36
570	454	12.4	1,802,589	7.9	92	6.8	68,181	129	2.9	48,961	7.7	711	10,570	14.9	37
359	316	8.7	2,025,258	8.9	28	2.1	35,314	38	0.9	16,560	2.6	353	7,434	21.1	38
444	426	11.7	4,135,325	18.1	45	3.3	58,781	51	1.2	21,821	3.4	451	12,916	28.6	39
378	370	10.1	5,999,457	26.3	32	2.4	32,114	39	0.9	30,945	4.9	381	16,774	44.0	40
131	130	3.6	3,226,910	14.2	22	1.6	41,311	18	0.4	16,978	2.7	130	9,192	70.7	41
33	33	0.9	1,210,750	5.3	4	0.3	1,200	2	(2)	1,140	0.2	33	3,113	94.3	42
42	42	1.2	2,497,060	11.0	8	0.6	13,251	6	0.1	17,252	2.7	41	6,271	153.0	43
3	3	0.1	394,848	1.7	1	0.1	3,650	1	(2)	3,650	0.6	3	895	298.3	44
93,912	12,537	100.0	39,375,300	100.0	79,866	100.0	44,754,209	7,571	100.0	1,565,247	100.0	155,020	748,310	4.8	45
												5,551	16,894	3.0	46
5,189	777	6.2	159,624	0.4	3,356	4.2	338,941	1,506	19.9	105,205	6.7	31,750	50,088	1.6	47
11,775	1,150	9.2	427,322	1.1	9,620	12.0	1,679,247	1,758	23.2	177,906	11.4	29,270	75,770	2.6	48
11,875	1,152	9.2	704,972	1.8	10,365	13.0	2,780,041	1,087	14.4	154,899	9.9	18,170	65,212	3.6	49
13,515	1,343	10.7	1,217,872	3.1	12,071	15.1	4,614,994	848	11.2	151,145	9.7	16,592	75,735	4.6	50
39,749	4,661	37.2	7,962,059	20.2	35,533	44.5	23,633,595	1,815	24.0	569,366	36.4	41,954	289,764	6.9	51
8,612	1,811	14.4	6,422,672	16.3	7,099	8.9	8,229,564	395	5.2	257,500	16.2	8,594	98,220	11.4	52
1,742	629	5.0	4,230,634	10.7	1,209	1.5	2,014,011	82	1.1	66,789	4.3	1,718	28,647	16.7	53
928	559	4.5	5,666,792	14.4	461	0.6	996,573	48	0.6	50,797	3.2	921	21,822	23.7	54
370	303	2.4	5,856,578	14.9	124	0.2	344,478	22	0.3	22,056	1.4	364	13,504	37.1	55
108	103	0.8	3,514,193	8.9	24	(2)	70,144	6	0.1	22,484	1.4	107	6,620	61.9	56
23	23	0.2	1,209,887	3.1	3	(2)	13,691	2	(2)	3,460	0.2	23	2,180	94.8	57
22	22	0.2	1,571,510	4.0	2	(2)	18,230	1	(2)	1,000	0.1	22	2,994	136.1	58
4	4	(2)	451,185	1.1	1	(2)	700	1	(2)	640	(2)	4	860	215.0	59
133,987	36,230	100.0	126,111,482	100.0	71,877	100.0	32,623,714	40,081	100.0	8,912,519	100.0	337,424	1,349,776	4.0	60
												10,852	31,977	2.9	61
14,222	2,979	8.2	628,770	0.5	4,466	6.2	495,353	8,310	20.7	700,751	7.9	96,495	143,549	1.5	62
27,282	4,638	12.8	1,942,531	1.5	13,661	19.0	2,416,525	11,547	28.8	1,397,537	15.7	91,956	235,452	2.6	63
21,599	4,307	11.9	2,893,101	2.3	12,602	17.5	3,069,080	6,700	16.7	1,102,765	12.4	45,948	164,343	3.6	64
19,286	4,555	12.6	4,378,874	3.5	11,861	16.5	3,917,363	4,720	11.8	1,081,630	12.1	31,331	142,008	4.5	65
37,479	11,558	31.9	20,277,778	16.1	23,000	32.0	13,220,742	6,916	17.3	2,685,305	30.1	46,553	309,605	6.7	66
7,752	3,429	9.5	12,465,587	9.9	4,222	5.9	4,668,176	1,142	2.8	853,884	9.6	7,941	94,223	11.9	67
2,351	1,394	3.8	8,961,478	7.1	1,031	1.4	1,773,265	329	0.8	349,295	3.9	2,359	41,240	17.5	68
1,922	1,433	4.0	15,036,614	11.9	631	0.9	1,453,578	233	0.6	263,640	3.0	1,917	48,609	25.4	69
1,292	1,167	3.2	21,163,928	16.8	270	0.4	821,932	120	0.3	164,086	1.8	1,276	53,393	41.8	70
429	409	1.1	12,563,817	10.0	84	0.1	308,917	35	0.1	82,816	0.9	426	29,366	68.9	71
140	133	0.4	5,821,048	4.6	27	(2)	128,228	8	(2)	39,113	0.4	140	13,490	96.4	72
188	184	0.5	11,827,718	9.4	18	(2)	226,755	15	(2)	148,005	1.7	188	27,822	148.0	73
45	44	0.1	8,150,238	6.5	4	(2)	123,802	6	(2)	43,692	0.5	44	14,699	334.1	74
18,078	2,584	100.0	11,940,230	100.0	15,034	100.0	11,107,693	2,468	100.0	594,953	100.0	29,054	143,229	4.9	75
												885	2,638	3.0	76
901	215	8.3	55,904	0.5	512	3.4	65,665	229	9.3	17,421	2.9	5,636	7,884	1.4	77
2,651	303	11.7	142,514	1.2	1,999	13.3	431,714	561	22.7	60,275	10.1	6,118	14,619	2.4	78

TABLE 12.—CLASSIFICATION BY NUMBER OF COWS MILKED—FARMS REPORTING, NUMBER OF COWS MILKED, AND MILK MAINLY FOR MILK PRODUCTION, 1940:

	DIVISION AND STATE AND NUMBER OF COWS MILKED	COWS AND HEIFERS MILKED								MILK PRODUCED (GALLONS)				BUTTER CHURNED, 1939			
		Farms reporting				Number								Farms reporting		Pounds	
				Percent distribution				Percent distribution				Percent distribution					
		1939	1929	1939	1929	1939	1929	1939	1929	1939	1929	1939	1929	Number	Percent distribution	Number	Percent distribution
	MOUNTAIN—Continued																
	MONTANA—Continued																
1	3 cows	4,025	18,039	13.7	52.4	12,075	92,090	9.3	53.1	5,917,140	43,769,736	8.2	50.1	3,120	15.5	551,241	15.8
2	4 cows	3,261		11.1		13,044		10.0		6,623,545		9.1		2,396	11.9	470,142	13.8
3	5 to 9 cows	6,992		23.7		44,375		34.2		24,029,810		33.2		4,629	23.0	986,215	29.0
4	10 to 14 cows	1,615	3,585	5.5	10.4	18,255	44,470	14.1	25.7	10,742,178	23,176,984	14.8	26.5	777	3.9	213,693	6.3
5	15 to 19 cows	496		1.7		8,121		6.3		5,134,517		7.1		166	0.8	50,320	1.5
6	20 to 29 cows	318	421	1.1	1.2	7,149	9,550	5.5	5.5	4,777,296	5,561,090	6.6	6.4	88	0.4	45,802	1.3
7	30 to 49 cows	116	171	0.4	0.5	4,161	6,091	3.2	3.5	2,973,445	4,115,513	4.1	4.7	19	0.1	18,987	0.6
8	50 to 74 cows	31	23	0.1	0.1	1,818	1,302	1.4	0.8	1,497,488	1,005,820	2.1	1.2	4	(2)	2,549	0.1
9	75 to 99 cows	10	6	(2)	(2)	839	482	0.6	0.3	675,433	408,100	0.9	0.5	3	(2)	4,998	0.1
10	100 to 199 cows	7	7	(2)	(2)	919	874	0.7	0.5	773,367	793,567	1.1	0.9	2	(2)	36,949	1.1
11	200 cows and over																
	IDAHO:																
12	Total	35,691	32,872	100.0	100.0	191,103	168,086	100.0	100.0	131,153,846	104,666,773	100.0	100.0	14,355	100.0	2,009,366	100.0
13	No cows milked																
14	1 cow	5,609	10,916	15.7	33.2	5,609	16,556	2.9	9.8	3,645,923	9,766,407	2.8	9.3	2,985	20.8	288,660	14.4
15	2 cows	5,432		15.2		10,864		5.7		6,639,612		5.1		2,939	20.5	370,050	18.4
16	3 cows	4,187		11.7		12,561		6.6		8,017,152		6.1		1,851	12.9	252,543	12.6
17	4 cows	4,076	17,718	11.4	53.9	16,304	90,673	8.5	53.9	10,662,832	56,215,879	8.1	53.7	1,651	11.5	243,820	12.1
18	5 to 9 cows	11,454		32.1		74,531		39.0		50,521,103		38.5		3,801	26.5	600,603	29.9
19	10 to 14 cows	3,302	3,633	9.3	11.1	37,372	45,077	19.6	26.8	26,599,120	28,390,442	20.3	27.1	832	5.8	167,527	8.3
20	15 to 19 cows	926		2.6		15,171		7.9		11,081,020		8.4		190	1.3	41,747	2.1
21	20 to 29 cows	521	473	1.5	1.4	11,766	10,640	6.2	6.3	8,741,306	6,801,799	6.7	6.5	83	0.6	27,652	1.4
22	30 to 49 cows	163	111	0.5	0.3	5,596	3,880	2.9	2.3	4,156,926	2,584,027	3.2	2.5	22	0.2	10,164	0.5
23	50 to 74 cows	18	19	0.1	0.1	1,058	1,063	0.6	0.8	877,532	732,619	0.7	0.7	1	(2)	6,600	0.3
24	75 cows and over	3	2	(2)	(2)	271	197	0.1	0.1	211,320	175,600	0.2	0.2				
	WYOMING:																
25	Total	11,866	11,905	100.0	100.0	60,517	65,275	100.0	100.0	32,689,266	32,879,209	100.0	100.0	8,943	100.0	1,275,402	100.0
26	No cows milked																
27	1 cow	1,979	3,907	16.7	32.8	1,979	6,006	3.3	9.2	1,020,058	2,865,127	3.1	8.7	1,250	14.0	98,400	7.7
28	2 cows	2,302		19.4		4,604		7.6		2,183,099		6.7		1,806	20.2	204,980	16.1
29	3 cows	1,583		13.3		4,749		7.8		2,309,221		7.1		1,298	14.5	177,484	13.9
30	4 cows	1,379	6,145	11.6	51.6	5,516	31,806	9.1	48.7	2,643,322	15,469,450	8.1	47.0	1,189	13.3	172,482	13.5
31	5 to 9 cows	3,154		26.6		20,395		33.7		10,270,169		31.4		2,508	28.0	416,232	32.6
32	10 to 14 cows	891	1,550	7.5	13.0	10,113	19,284	16.7	29.5	5,579,577	9,888,317	17.1	30.1	618	6.9	110,968	8.7
33	15 to 19 cows	306		2.6		4,961		8.2		2,944,571		9.0		167	1.9	38,366	3.0
34	20 to 29 cows	182	221	1.5	1.9	4,108	4,948	6.8	7.6	2,831,330	2,791,680	8.7	8.5	77	0.9	20,114	1.6
35	30 to 49 cows	69	68	0.6	0.6	2,470	2,427	4.1	3.7	1,628,689	1,412,595	5.0	4.3	28	0.3	20,102	1.6
36	50 to 74 cows	15	12	0.1	0.1	872	652	1.4	1.0	639,820	400,040	2.0	1.2	2	(2)	16,274	1.3
37	75 to 99 cows	1	2	(2)	(2)	88	150	0.1	0.2	58,000	52,000	0.2	0.2				
38	100 cows and over	5		(2)		662		1.1		581,410		1.8					
	COLORADO:																
39	Total	37,824	43,306	100.0	100.0	190,851	234,530	100.0	100.0	100,535,595	121,905,777	100.0	100.0	25,240	100.0	2,986,689	100.0
40	No cows milked																
41	1 cow	8,598	15,878	22.7	36.7	8,598	23,092	4.5	9.8	4,550,482	11,791,479	4.5	9.7	5,309	21.0	443,984	14.9
42	2 cows	6,903		18.3		13,806		7.2		6,631,067		6.6		4,944	19.6	535,966	17.9
43	3 cows	4,001		10.6		12,003		6.3		5,743,924		5.7		2,895	11.5	360,303	12.1
44	4 cows	3,575	20,693	9.5	47.8	14,300	108,792	7.5	46.4	6,816,416	54,876,848	6.8	45.0	2,548	10.1	323,370	10.8
45	5 to 9 cows	9,797		25.9		63,824		33.4		31,489,845		31.3		6,808	27.0	868,329	29.1
46	10 to 14 cows	3,193	5,573	8.4	12.9	36,252	69,652	19.0	29.7	18,445,734	35,031,231	18.3	28.7	2,035	8.1	298,161	10.0
47	15 to 19 cows	887		2.3		14,426		7.6		7,784,095		7.7		434	1.7	80,040	2.7
48	20 to 29 cows	567	819	1.5	1.9	12,714	18,351	6.7	7.8	7,972,641	10,478,846	7.9	8.6	202	0.8	46,633	1.6
49	30 to 49 cows	231	276	0.6	0.6	8,180	9,457	4.3	4.0	5,672,668	5,921,576	5.6	4.9	59	0.2	19,064	0.6
50	50 to 74 cows	46	49	0.1	0.1	2,608	2,713	1.4	1.2	2,026,014	1,934,633	2.0	1.6	6	(2)	10,839	0.4
51	75 to 99 cows	11	12	(2)	(2)	1,030	1,023	0.5	0.4	775,434	858,616	0.8	0.7				
52	100 to 199 cows	12	3	(2)	(2)	1,547	440	0.8	0.2	1,250,678	359,995	1.2	0.3				
53	200 cows and over	3	3	(2)	(2)	1,563	1,010	0.8	0.4	1,376,597	652,553	1.4	0.5				
	NEW MEXICO:																
54	Total	18,196	15,824	100.0	100.0	62,549	62,510	100.0	100.0	29,372,077	24,490,921	100.0	100.0	11,742	100.0	1,445,468	100.0
55	No cows milked																
56	1 cow	7,319	8,797	40.2	55.6	7,319	12,163	11.7	19.5	3,157,193	4,509,873	10.7	18.4	3,444	29.3	303,667	21.0
57	2 cows	4,131		22.7		8,262		13.2		3,224,245		11.0		2,847	24.2	336,921	23.3
58	3 cows	1,718		9.4		5,154		8.2		2,057,593		7.0		1,330	11.3	190,052	13.1
59	4 cows	1,167	5,600	6.4	35.4	4,668	27,621	7.5	44.2	1,865,128	10,034,484	6.4	41.0	965	8.2	130,351	9.0
60	5 to 9 cows	2,685		14.6		17,131		27.4		7,632,136		26.0		2,244	19.1	317,708	22.0
61	10 to 14 cows	767	1,181	4.2	7.5	8,668	14,773	13.9	23.6	4,133,325	5,755,275	14.1	23.5	643	5.5	109,207	7.6
62	15 to 19 cows	218		1.2		3,535		5.7		1,898,226		6.5		167	1.4	26,067	1.8
63	20 to 29 cows	116	159	0.6	1.0	2,625	3,558	4.2	5.7	1,499,136	1,490,112	5.1	6.1	68	0.6	10,633	0.7
64	30 to 49 cows	59	61	0.3	0.4	2,056	2,199	3.3	3.5	1,379,854	1,158,783	4.7	4.7	26	0.2	8,458	0.4
65	50 to 74 cows	21	14	0.1	0.1	1,211	809	1.9	1.3	999,502	525,535	3.4	2.1	7	0.1	14,004	1.0
66	75 to 99 cows	8	5	(2)	(2)	670	456	1.1	0.7	574,147	303,809	2.0	1.2	1	(2)	400	(2)
67	100 to 199 cows	4	6	(2)	(2)	595	721	1.0	1.2	447,960	488,250	1.5	2.0				
68	200 cows and over	3	1	(2)	(2)	655	210	1.0	0.3	503,652	225,000	1.7	0.9				
	ARIZONA:																
69	Total	6,869	6,084	100.0	100.0	38,157	34,615	100.0	100.0	24,392,990	21,004,609	100.0	100.0	4,013	100.0	545,100	100.0
70	No cows milked																
71	1 cow	2,629	3,605	38.3	59.3	2,629	4,963	6.9	14.3	1,574,989	2,762,814	6.5	13.2	1,587	39.5	161,276	29.6
72	2 cows	1,651		24.0		3,302		8.7		1,609,851		6.6		1,172	29.2	144,307	26.5
73	3 cows	715		10.4		2,145		5.6		1,013,154		4.2		508	12.7	83,548	15.3
74	4 cows	388	1,581	5.6	26.0	1,552	7,305	4.1	21.1	734,973	3,396,234	3.0	16.2	236	5.9	38,020	7.0
75	5 to 9 cows	639		9.3		4,027		10.6		2,011,112		8.2		310	7.7	59,903	11.0
76	10 to 14 cows	256	453	3.7	7.4	2,981	5,956	7.8	17.2	1,937,042	3,536,393	7.9	16.8	104	2.6	19,484	3.6
77	15 to 19 cows	132		1.9		2,175		5.7		1,427,432		5.9		37	0.9	7,024	1.3
78	20 to 29 cows	171	203	2.5	3.3	3,942	4,648	10.3	13.4	2,814,070	3,266,350	11.5	15.6	27	0.7	2,873	0.5
79	30 to 49 cows	180	174	2.6	2.9	6,455	6,308	16.9	18.2	4,658,306	4,488,427	19.0	21.4	23	0.6	3,449	0.6

[1] Milk, cream or butter. [2] Less than one-tenth of 1 percent.

PRODUCTION, 1939 AND 1929; BUTTER CHURNED AND DAIRY PRODUCTS SOLD, 1939; WITH NUMBER OF COWS KEPT BY DIVISIONS AND STATES—Continued

DAIRY PRODUCTS SOLD, 1939												COWS AND HEIFERS KEPT MAINLY FOR MILK PRODUCTION, APR. 1, 1940			
Farms reporting dairy products sold[1]	Whole milk sold				Cream sold			Butter sold				Farms reporting	Number		
	Farms reporting		Gallons		Farms reporting		Butterfat content (pounds)	Farms reporting		Pounds			Total	Average per farm reporting	
	Number	Percent distribution	Number	Percent distribution	Number	Percent distribution		Number	Percent distribution	Number	Percent distribution				
2,689	251	8.9	177,657	1.5	2,257	14.9	720,587	475	19.2	70,980	11.9	3,870	13,446	3.5	1
2,675	214	8.3	238,112	2.0	2,528	15.5	1,013,575	393	15.9	77,384	13.0	5,144	13,875	4.4	2
6,590	709	27.4	1,482,036	12.4	5,924	39.4	4,689,579	663	28.9	204,705	34.4	6,847	47,102	6.8	3
1,598	383	14.8	1,854,348	15.5	1,360	9.9	2,198,616	105	4.3	64,707	10.9	1,591	19,095	12.0	4
493	215	8.2	1,715,526	14.4	371	2.5	880,542	23	0.9	15,294	2.6	489	8,578	17.5	5
317	180	7.0	2,244,426	18.8	204	1.4	651,657	12	0.5	26,398	4.4	315	7,963	25.4	6
116	92	3.6	1,898,071	15.9	69	0.5	270,641	2	0.1	14,922	2.5	114	4,423	38.8	7
31	28	1.1	1,116,154	9.3	19	0.1	106,541	2	0.1	1,412	0.2	30	1,834	61.1	8
10	9	0.3	472,498	4.0	7	(2)	52,433	1	(2)	4,506	0.8	10	849	84.9	9
7	7	0.3	544,984	4.6	4	(2)	26,363	2	0.1	36,949	6.2	7	923	131.9	10
															11
28,770	12,654	100.0	55,526,908	100.0	16,996	100.0	16,731,922	853	100.0	217,210	100.0	35,710	211,180	5.9	12
												1,216	4,864	4.0	13
1,443	559	4.4	208,118	0.4	802	4.7	115,193	168	19.7	13,493	6.2	5,099	7,584	1.5	14
3,620	1,287	10.2	1,175,515	2.2	2,525	13.7	633,712	200	23.4	25,533	11.8	5,190	12,741	2.5	15
3,719	1,505	11.9	2,351,587	4.4	2,289	13.5	1,006,101	136	15.9	23,947	11.0	4,072	14,077	3.5	16
3,843	1,537	12.1	3,411,546	6.4	2,377	14.0	1,476,513	105	12.3	28,379	13.1	3,987	17,649	4.4	17
11,222	4,980	39.4	19,227,521	35.9	6,684	39.3	7,281,066	188	22.0	60,890	28.0	11,279	79,661	7.1	18
3,294	1,744	13.8	12,489,854	23.3	1,761	10.4	3,550,930	40	4.7	32,873	15.1	3,263	39,308	12.0	19
925	543	4.3	5,705,781	10.7	456	2.7	1,397,427	8	0.9	6,853	3.2	911	15,907	17.5	20
520	358	2.8	5,297,468	9.9	222	1.3	886,763	5	0.6	13,300	6.1	511	12,128	23.7	21
163	122	1.0	2,858,216	5.3	71	0.4	363,128	2	0.2	5,342	2.5	161	5,725	35.6	22
18	17	0.1	748,542	1.4	7	(2)	35,599	1	0.1	6,600	3.0	18	1,192	66.2	23
3	2	(2)	115,000	0.2	2	(2)	5,490					3	344	114.7	24
7,260	1,457	100.0	8,996,535	100.0	5,940	100.0	3,755,626	636	100.0	162,026	100.0	11,656	67,459	5.8	25
												329	1,238	3.8	26
253	71	4.9	18,592	0.2	140	2.4	16,499	65	10.2	4,954	3.1	1,785	2,685	1.5	27
820	109	7.5	55,758	0.6	658	11.1	129,190	129	20.3	17,298	10.7	2,179	5,521	2.5	28
918	110	7.5	102,486	1.1	795	13.4	234,129	99	15.6	12,792	7.9	1,515	5,556	3.7	29
1,013	99	6.8	133,579	1.5	919	15.5	349,220	79	12.4	12,810	7.9	1,330	6,016	4.5	30
2,809	393	27.0	1,247,376	13.9	2,487	41.9	1,609,596	195	30.7	53,355	32.9	3,068	21,798	7.1	31
875	283	19.4	1,856,250	20.6	651	11.0	774,040	46	7.2	18,182	11.2	879	10,543	12.0	32
303	178	12.2	1,651,364	18.4	169	2.8	262,026	10	1.6	11,060	6.8	302	5,348	17.7	33
180	137	9.4	1,918,613	21.3	81	1.4	169,887	4	0.6	3,298	2.0	181	4,338	24.0	34
68	60	4.1	1,256,247	13.7	30	0.5	70,980	7	1.1	12,003	7.4	68	2,904	42.7	35
15	12	0.8	422,968	4.7	8	0.1	47,644	2	0.3	16,274	10.0	14	914	65.3	36
1	1	0.1	58,000	0.6								1	99	99.0	37
5	4	0.3	295,300	3.3	4	0.1	92,415					5	499	99.8	38
24,462	6,951	100.0	34,289,958	100.0	17,452	100.0	12,073,251	1,989	100.0	382,700	100.0	37,585	207,143	5.5	39
												1,574	4,926	3.1	40
1,381	405	5.8	93,156	0.3	659	3.8	73,630	431	21.7	34,552	9.0	7,795	11,000	1.4	41
3,039	715	10.3	422,045	1.2	2,080	11.9	446,052	462	23.2	57,980	15.2	6,537	16,062	2.5	42
2,799	602	8.7	631,259	1.8	2,095	12.0	655,991	294	14.8	48,354	12.6	5,830	15,347	3.5	43
3,000	676	9.7	1,026,143	3.0	2,312	13.2	998,484	215	10.8	38,155	10.0	3,462	15,523	4.5	44
9,319	2,342	33.7	6,965,719	20.3	7,233	41.4	5,262,061	408	20.5	103,430	27.0	9,535	67,039	7.0	45
3,170	1,090	15.7	6,317,167	18.4	2,267	13.0	2,791,284	117	5.9	41,726	10.9	3,129	36,671	11.7	46
884	444	6.4	3,990,929	11.6	494	2.8	889,458	32	1.6	19,893	5.2	868	14,270	16.4	47
567	403	5.8	5,506,199	16.1	228	1.3	569,269	20	1.0	17,681	4.7	557	12,861	23.1	48
231	204	2.9	4,752,948	13.9	67	0.4	190,799	7	0.4	11,260	2.9	225	8,190	36.4	49
46	45	0.6	1,776,903	5.2	9	0.1	49,607	3	0.2	9,489	2.5	45	2,749	61.1	50
11	10	0.1	654,987	1.9	4	(2)	38,777					11	1,194	108.5	51
12	12	0.2	1,197,633	3.5	2	(2)	7,959					12	1,707	142.2	52
3	3	(2)	954,870	2.8	2	(2)	99,900					3	1,604	534.7	53
6,367	1,551	100.0	6,335,432	100.0	4,457	100.0	3,418,601	1,135	100.0	205,480	100.0	18,439	72,397	3.9	54
												1,275	3,092	2.4	55
571	265	17.3	45,099	0.7	121	2.7	15,141	251	22.1	20,575	10.1	6,755	9,371	1.4	56
858	271	17.7	88,957	1.4	389	8.8	75,689	330	29.1	34,289	16.8	3,909	9,584	2.5	57
725	147	9.6	82,261	1.3	476	10.7	154,416	176	15.5	31,788	15.6	1,639	5,911	3.6	58
729	113	7.4	102,476	1.6	577	13.0	251,787	109	9.6	18,756	9.2	1,124	5,197	4.6	59
2,297	356	23.3	651,752	10.3	1,963	44.2	1,480,423	191	16.8	53,053	26.1	2,591	18,725	7.2	60
762	158	10.3	638,898	10.1	640	14.4	851,555	48	4.2	29,163	14.3	746	8,687	11.6	61
217	68	4.4	548,746	8.7	169	3.8	335,199	12	1.1	4,064	2.0	212	3,489	16.5	62
115	68	4.4	850,570	13.4	62	1.4	159,531	7	0.6	1,571	0.7	115	2,727	23.7	63
59	51	3.3	1,065,059	16.8	26	0.6	68,360	8	0.7	2,061	1.0	57	2,176	38.2	64
21	19	1.2	791,787	12.5	11	0.2	57,045	2	0.2	8,000	3.9	21	1,402	66.8	65
8	8	0.5	532,757	8.4	3	0.1	9,455	1	0.1	400	0.2	8	715	89.4	66
4	4	0.3	434,520	6.9								4	633	158.2	67
3	3	0.2	502,550	7.9								3	690	230.0	68
2,594	1,522	100.0	14,195,876	100.0	941	100.0	1,404,151	512	100.0	92,457	100.0	6,649	40,788	6.1	69
												365	1,160	3.2	70
328	193	12.7	55,789	0.4	49	5.2	7,457	123	24.0	11,123	12.0	2,348	3,308	1.4	71
454	213	14.0	93,367	0.7	128	13.6	31,872	168	32.8	17,089	18.5	1,552	3,631	2.4	72
302	146	9.6	105,278	0.7	120	12.8	45,705	92	18.0	11,175	12.1	667	2,297	3.4	73
215	110	7.2	164,585	1.2	96	10.2	49,795	41	8.0	6,681	7.2	351	1,521	4.3	74
475	244	16.0	698,767	4.9	237	25.2	192,617	59	11.5	13,805	14.9	557	3,929	6.9	75
251	143	9.4	901,499	6.4	128	13.6	249,778	16	3.1	6,159	6.7	244	2,972	12.2	76
131	95	6.2	955,603	6.7	45	4.8	114,175	2	0.4	1,798	1.9	126	2,164	17.2	77
170	129	8.5	2,106,237	14.8	54	5.7	188,656	4	0.8	516	0.3	166	4,021	24.2	78
180	151	9.9	3,590,359	25.3	57	6.1	248,956	3	0.6	911	1.0	178	6,542	36.8	79

TABLE 12.—CLASSIFICATION BY NUMBER OF COWS MILKED—FARMS REPORTING, NUMBER OF COWS MILKED, AND MILK MAINLY FOR MILK PRODUCTION, 1940:

	DIVISION AND STATE AND NUMBER OF COWS MILKED	COWS AND HEIFERS MILKED								MILK PRODUCED (GALLONS)				BUTTER CHURNED, 1939			
		Farms reporting				Number						Percent distribution		Farms reporting		Pounds	
		1939	1929	Percent distribution 1939	Percent distribution 1929	1939	1929	Percent distribution 1939	Percent distribution 1929	1939	1929	1939	1929	Number	Percent distribution	Number	Percent distribution
	MOUNTAIN—Continued																
	ARIZONA—Continued																
1	50 to 74 cows	63	39	0.9	0.6	3,612	2,315	9.5	6.7	2,703,251	1,490,846	11.1	7.1	5	0.1	12,264	2.2
2	75 to 99 cows	20	15	0.3	0.2	1,617	1,274	4.2	3.7	1,334,494	872,320	5.5	4.2	2	(2)	464	0.1
3	100 to 199 cows	21	12	0.3	0.2	2,620	1,444	6.9	4.2	1,846,867	993,850	7.6	4.7	1	(2)	200	(2)
4	200 cows and over	4	2	0.1	(2)	1,100	400	2.9	1.2	747,469	197,375	3.1	0.9	1	(2)	12,286	2.3
	UTAH:																
5	Total	19,765	21,169	100.0	100.0	89,264	102,644	100.0	100.0	54,788,648	65,039,328	100.0	100.0	8,460	100.0	1,151,057	100.0
6	No cows milked																
7	1 cow	4,579	7,909	23.2	37.4	4,579	11,786	5.1	11.5	2,557,692	6,820,428	4.7	10.5	2,374	28.1	217,382	18.9
8	2 cows	3,856		19.5		7,712		8.6		4,006,355		7.3		2,220	26.2	286,635	24.9
9	3 cows	2,456		12.4		7,368		8.3		4,015,874		7.3		1,153	13.6	173,051	15.0
10	4 cows	1,983	10,734	10.0	50.7	7,932	54,548	8.9	53.1	4,541,578	33,738,535	8.3	51.9	862	10.2	140,749	12.2
11	5 to 9 cows	4,802		24.3		31,111		34.9		19,081,071		34.8		1,467	17.3	247,122	21.5
12	10 to 14 cows	1,384	2,156	7.0	10.2	15,718	26,550	17.6	25.9	10,316,178	17,807,467	18.8	27.4	291	3.4	60,105	5.2
13	15 to 19 cows	404		2.0		6,564		7.4		4,493,436		8.2		58	0.7	15,844	1.4
14	20 to 29 cows	211	271	1.1	1.3	4,705	6,058	5.3	5.9	3,231,869	4,112,114	5.9	6.3	26	0.3	6,416	0.6
15	30 to 49 cows	75	89	0.4	0.4	2,668	3,123	3.0	3.0	1,854,463	2,188,140	3.4	3.4	9	0.1	3,753	0.3
16	50 cows and over	15	10	0.1	(2)	907	579	1.0	0.6	690,132	372,624	1.3	0.6				
	NEVADA:																
17	Total	2,354	2,364	100.0	100.0	17,377	20,377	100.0	100.0	11,519,119	12,108,432	100.0	100.0	933	100.0	150,504	100.0
18	No cows milked																
19	1 cow	428	711	18.2	30.1	428	1,097	2.5	5.4	248,408	543,982	2.2	4.5	158	16.9	12,792	8.5
20	2 cows	440		18.7		880		5.1		440,227		3.8		224	24.0	26,233	17.4
21	3 cows	248		10.5		744		4.3		347,267		3.0		154	16.5	21,371	14.2
22	4 cows	181	955	7.7	40.4	724	4,851	4.2	23.8	336,638	2,458,481	2.9	20.3	109	11.7	16,903	11.2
23	5 to 9 cows	482		20.5		3,124		18.0		1,790,579		15.5		213	22.8	46,395	30.8
24	10 to 14 cows	248	423	10.5	17.9	2,838	5,595	16.3	27.5	1,947,989	3,523,123	16.9	29.1	44	4.7	8,913	5.9
25	15 to 19 cows	113		4.8		1,854		10.7		1,257,059		10.9		14	1.5	2,480	1.6
26	20 to 29 cows	121	144	5.1	6.1	2,838	3,345	16.3	16.4	2,059,894	2,165,870	17.9	17.9	9	1.0	4,113	2.7
27	30 to 49 cows	74	105	3.1	4.4	2,598	3,728	15.0	18.3	2,033,671	2,379,173	17.7	19.6	5	0.5	9,272	6.2
28	50 to 74 cows	12	19	0.5	0.8	652	1,036	3.8	5.1	499,287	661,985	4.3	5.5	3	0.3	2,032	1.4
29	75 to 99 cows	4	3	0.2	0.1	322	265	1.9	1.3	268,870	113,200	2.3	0.9				
30	100 to 199 cows	3	4	0.1	0.2	375	460	2.2	2.3	289,250	262,618	2.5	2.2				
31	200 cows and over																
	PACIFIC																
	WASHINGTON:																
32	Total	57,883	49,019	100.0	100.0	307,284	267,573	100.0	100.0	206,403,186	180,104,032	100.0	100.0	31,363	100.0	4,174,565	100.0
33	No cows milked																
34	1 cow	18,094	21,758	31.3	44.4	18,094	30,504	5.9	11.4	12,059,643	18,500,677	5.8	10.3	12,997	41.4	1,432,073	34.3
35	2 cows	10,240		17.7		20,480		6.7		12,217,603		5.9		6,952	22.2	952,200	22.8
36	3 cows	5,569		9.6		16,707		5.4		9,900,245		4.8		3,193	10.2	461,239	11.0
37	4 cows	4,245	19,600	7.3	40.0	16,980	99,591	5.5	37.2	10,120,700	62,073,328	4.9	34.5	2,147	6.8	319,151	7.6
38	5 to 9 cows	10,948		18.9		71,896		23.4		44,369,219		21.5		4,341	13.8	638,933	15.3
39	10 to 14 cows	4,292	5,306	7.4	10.8	49,551	68,587	16.1	25.6	32,844,725	46,044,803	15.9	25.6	1,105	3.5	181,217	4.3
40	15 to 19 cows	1,932		3.3		31,827		10.4		21,900,408		10.6		332	1.1	62,831	1.5
41	20 to 29 cows	1,554	1,564	2.7	3.2	35,836	34,008	11.7	12.7	26,141,800	25,462,573	12.7	14.1	195	0.6	43,927	1.1
42	30 to 49 cows	754	610	1.3	1.2	27,300	21,829	8.9	8.2	21,044,517	16,858,829	10.2	9.3	86	0.3	23,826	0.6
43	50 to 74 cows	185	133	0.3	0.3	10,614	7,612	3.5	2.8	8,679,400	6,464,528	4.2	3.6	8	(2)	2,257	0.1
44	75 to 99 cows	39	26	0.1	0.1	3,203	2,157	1.0	0.8	2,783,918	1,951,518	1.3	1.1	4	(2)	14,820	0.4
45	100 to 199 cows	25	18	(2)	(2)	3,096	2,080	1.0	0.8	2,642,958	1,643,805	1.3	0.9	2	(2)	41,591	1.0
46	200 cows and over	6	4	(2)	(2)	1,700	1,205	0.6	0.5	1,698,050	1,123,971	0.8	0.6	1	(2)	500	(2)
	OREGON:																
47	Total	46,595	41,405	100.0	100.0	241,079	224,780	100.0	100.0	150,449,364	135,376,656	100.0	100.0	22,366	100.0	2,629,413	100.0
48	No cows milked																
49	1 cow	13,774	17,926	29.6	43.3	13,774	25,433	5.7	11.3	8,855,232	14,070,369	5.9	10.4	8,728	39.0	861,765	32.8
50	2 cows	8,586		18.4		17,172		7.1		9,624,238		6.4		5,073	22.7	596,095	22.7
51	3 cows	4,705		10.1		14,115		5.9		7,835,877		5.2		2,260	10.1	277,037	10.5
52	4 cows	3,695	17,104	7.9	41.3	14,780	87,248	6.1	38.8	8,290,879	49,008,518	5.5	36.2	1,629	7.3	202,107	7.7
53	5 to 9 cows	9,402		20.2		61,213		25.4		35,764,133		23.8		3,342	14.9	454,743	17.3
54	10 to 14 cows	3,204	4,738	6.9	11.4	36,773	61,316	15.3	27.3	22,532,999	37,895,377	15.0	28.0	851	3.8	129,023	4.9
55	15 to 19 cows	1,372		2.9		22,678		9.4		14,658,644		9.7		263	1.2	57,110	2.2
56	20 to 29 cows	1,056	1,028	2.3	2.5	24,475	23,822	10.2	10.6	16,569,239	15,390,627	11.0	11.4	160	0.7	38,947	1.5
57	30 to 49 cows	600	469	1.3	1.1	21,578	16,797	9.0	7.5	15,386,483	11,774,431	10.2	8.7	50	0.2	11,007	0.4
58	50 to 74 cows	141	101	0.3	0.2	8,192	5,973	3.4	2.7	6,140,539	4,162,250	4.1	3.1	9	(2)	1,299	(2)
59	75 to 99 cows	35	23	0.1	0.1	2,923	1,945	1.2	0.9	2,225,774	1,320,882	1.5	1.0	1	(2)	280	(2)
60	100 to 199 cows	22	14	(2)	(2)	2,626	1,746	1.1	0.8	1,898,526	1,290,702	1.3	1.0				
61	200 cows and over	3	2	(2)	(2)	780	500	0.3	0.2	666,801	463,500	0.4	0.3				
	CALIFORNIA:																
62	Total	51,705	52,805	100.0	100.0	611,937	590,046	100.0	100.0	485,518,630	445,530,009	100.0	100.0	18,308	100.0	2,447,840	100.0
63	No cows milked																
64	1 cow	20,111	26,259	38.9	49.7	20,111	33,253	3.3	5.6	13,273,359	19,853,675	2.7	4.5	10,209	55.8	991,637	40.5
65	2 cows	7,780		15.0		15,560		2.5		8,991,475		1.9		4,280	23.4	548,191	22.4
66	3 cows	2,735		5.3		8,205		1.3		4,678,836		1.0		1,224	6.7	186,473	7.6
67	4 cows	1,724	11,183	3.3	21.2	6,896	58,096	1.1	9.8	4,107,015	37,247,545	0.8	8.4	578	3.2	90,239	3.7
68	5 to 9 cows	5,134		9.9		34,283		5.6		21,934,429		4.5		1,053	5.8	178,786	7.3
69	10 to 14 cows	3,399	6,139	6.6	11.6	39,506	83,511	6.5	14.2	26,894,464	60,372,596	5.5	13.6	392	2.1	72,907	3.0
70	15 to 19 cows	2,204		4.3		36,302		5.9		26,094,355		5.4		182	1.0	37,567	1.5
71	20 to 29 cows	2,830	3,498	5.5	6.6	65,984	82,064	10.8	13.9	48,715,318	63,408,316	10.0	14.2	194	1.1	87,128	3.6
72	30 to 49 cows	2,866	3,203	5.5	6.1	105,848	117,660	17.3	19.9	82,321,319	91,597,989	17.0	20.6	123	0.7	72,982	3.0
73	50 to 74 cows	1,523	1,446	2.9	2.7	89,529	84,225	14.6	14.3	73,642,973	66,785,746	15.2	15.0	42	0.2	125,234	5.1
74	75 to 99 cows	589	551	1.1	1.0	49,459	45,716	8.1	7.7	43,312,788	36,575,091	8.9	8.2	15	0.1	8,841	0.4
75	100 to 199 cows	642	434	1.2	0.8	81,358	54,598	13.3	9.3	72,931,794	42,825,277	15.0	9.6	12	0.1	45,203	1.8
76	200 cows and over	168	92	0.3	0.2	58,896	30,923	9.6	5.2	58,620,505	26,863,774	12.1	6.0	4	(2)	2,630	0.1

[1] Milk, cream, or butter. [2] Less than one-tenth of 1 percent.

PRODUCTION, 1939 AND 1929; BUTTER CHURNED AND DAIRY PRODUCTS SOLD, 1939; WITH NUMBER OF COWS KEPT BY DIVISIONS AND STATES—Continued

Farms reporting dairy products sold[1]	DAIRY PRODUCTS SOLD, 1939											COWS AND HEIFERS KEPT MAINLY FOR MILK PRODUCTION, APR. 1, 1940			
	Whole milk sold				Cream sold			Butter sold					Number		
	Farms reporting		Gallons		Farms reporting		Butterfat content (pounds)	Farms reporting		Pounds		Farms reporting	Total	Average per farm reporting	
	Number	Percent distribution	Number	Percent distribution	Number	Percent distribution		Number	Percent distribution	Number	Percent distribution				
63	56	3.7	2,304,874	16.2	15	1.6	106,983	2	0.4	11,325	12.2	61	3,802	62.3	1
20	18	1.2	1,016,892	7.2	6	0.6	83,741	—	—	—	—	20	1,671	83.6	2
21	20	1.3	1,592,725	11.2	5	0.5	65,690	1	0.2	75	0.1	20	2,577	128.8	3
4	4	0.3	609,900	4.3	1	0.1	18,748	1	0.2	12,000	13.0	4	1,193	298.2	4
13,467	9,330	100.0	33,703,483	100.0	4,178	100.0	2,869,297	791	100.0	138,149	100.0	19,621	97,884	5.0	5
883	588	6.3	182,530	0.5	184	4.4	22,359	161	20.4	13,170	9.5	469	1,259	2.7	6
2,059	1,290	13.8	909,568	2.7	671	16.1	142,739	244	30.8	26,319	19.1	4,264	5,627	1.3	7
1,969	1,281	13.7	1,653,821	4.9	693	16.6	244,606	144	18.2	24,019	17.4	3,709	8,776	2.4	8
1,795	1,143	12.3	2,174,465	6.5	687	16.4	344,204	95	12.0	21,130	15.3	2,397	8,186	3.4	9
4,675	3,325	35.6	12,300,949	36.5	1,487	35.6	1,285,054	123	15.5	35,286	25.5	1,960	8,775	4.5	10
1,381	1,079	11.6	7,712,077	22.9	341	8.2	536,809	15	1.9	9,115	6.6	4,750	33,356	7.0	11
404	348	3.7	3,661,268	10.9	75	1.8	171,950	4	0.5	6,175	4.5	1,372	16,425	12.0	12
211	188	2.0	2,731,072	8.1	32	0.8	90,516	5	0.6	2,935	2.1	401	6,895	17.2	13
75	73	0.8	1,715,645	5.1	5	0.1	24,850	—	—	—	—	210	4,763	22.7	14
15	15	0.2	662,088	2.0	3	0.1	6,208	—	—	—	—	74	2,810	38.0	15
												15	1,012	67.5	16
1,215	355	100.0	3,082,244	100.0	909	100.0	1,857,411	55	100.0	17,334	100.0	2,282	19,720	8.6	17
43	17	4.8	2,572	0.1	24	2.6	3,198	5	9.1	512	3.0	85	451	5.3	18
96	35	9.3	15,687	0.5	58	6.4	13,241	12	21.8	1,292	7.5	364	516	1.4	19
91	26	7.3	17,809	0.6	68	7.5	27,057	11	20.0	669	3.9	407	992	2.4	20
80	23	6.5	29,655	1.0	55	6.1	28,529	9	16.4	1,844	10.6	226	815	3.6	21
352	92	25.9	282,827	9.2	271	29.8	301,512	13	23.6	2,835	16.4	164	727	4.4	22
233	54	15.2	320,512	10.4	192	21.1	417,424	1	1.8	60	0.3	467	3,491	7.5	23
110	22	6.2	234,657	7.6	92	10.1	275,701	1	1.8	540	3.1	245	3,277	13.4	24
118	41	11.5	602,845	19.6	86	9.5	378,012	—	—	—	—	111	2,005	18.1	25
73	33	9.3	833,039	27.0	52	5.7	334,524	2	3.6	7,800	45.0	120	3,158	26.3	26
12	8	2.3	293,611	9.5	7	0.8	47,593	1	1.8	1,782	10.3	74	2,796	37.8	27
4	3	0.8	186,900	6.1	2	0.2	27,590	—	—	—	—	12	659	54.9	28
3	3	0.8	262,150	8.5	2	0.2	3,030	—	—	—	—	4	343	85.8	29
								—	—	—	—	3	490	163.3	30
															31
38,701	18,389	100.0	110,121,328	100.0	20,719	100.0	18,662,388	2,298	100.0	424,964	100.0	57,648	330,173	5.7	32
												1,946	6,860	3.5	33
4,315	1,826	9.9	559,948	0.5	1,965	9.5	271,871	876	38.1	76,208	17.9	16,821	21,815	1.3	34
6,246	2,251	12.2	1,754,910	1.6	3,882	18.7	972,400	625	27.2	75,556	17.8	9,865	22,452	2.3	35
4,718	1,730	9.4	2,404,322	2.2	3,046	14.7	1,208,175	264	11.5	45,914	10.8	5,419	17,767	3.3	36
3,953	1,552	8.3	3,014,625	2.7	2,499	12.1	1,582,595	163	7.1	39,292	9.2	4,158	18,042	4.3	37
10,694	5,042	27.4	18,837,266	17.1	6,025	29.1	6,012,342	264	11.5	69,693	16.4	10,742	74,481	6.9	38
4,280	2,552	13.9	18,460,845	16.8	1,950	9.3	3,730,791	68	3.0	30,499	7.2	4,244	51,342	12.1	39
1,932	1,342	7.3	14,452,154	13.1	688	3.3	1,958,302	18	0.8	13,205	3.1	1,909	32,557	17.1	40
1,554	1,228	6.7	19,790,977	18.0	435	2.1	1,637,819	12	0.5	11,826	2.8	1,542	37,490	24.3	41
754	651	3.5	17,095,265	15.5	198	1.0	1,017,654	5	0.2	8,180	1.9	749	28,213	37.7	42
185	169	0.9	7,544,597	6.9	37	0.2	298,502	—	—	—	—	184	10,959	59.6	43
39	35	0.2	2,280,768	2.1	9	(2)	116,252	1	(2)	13,000	3.1	39	3,252	83.4	44
25	25	0.1	2,501,551	2.1	5	(2)	45,212	2	0.1	41,591	9.8	24	3,133	130.5	45
6	6	(2)	1,624,100	1.5	2	(2)	10,475	—	—	—	—	6	1,810	301.7	46
30,985	9,996	100.0	59,670,957	100.0	22,004	100.0	20,181,290	1,101	100.0	203,617	100.0	46,203	256,795	5.6	47
												1,740	5,254	3.0	48
3,557	1,058	10.6	261,804	0.4	2,327	10.6	335,014	453	41.1	36,391	17.9	12,628	16,832	1.3	49
4,969	1,092	10.9	720,475	1.2	3,947	17.9	1,026,022	260	23.6	26,415	13.0	8,179	19,164	2.3	50
3,771	870	8.7	1,046,608	1.8	3,018	13.7	1,260,372	108	9.8	18,302	9.0	4,555	15,032	3.3	51
3,269	858	8.6	1,463,712	2.5	2,528	11.5	1,452,772	65	5.9	11,713	5.8	3,586	15,100	4.2	52
9,007	2,666	26.7	8,861,858	14.9	6,744	30.6	6,851,898	147	13.4	52,033	25.6	9,189	62,622	6.8	53
3,185	1,507	15.1	8,361,183	14.0	2,074	9.4	3,978,343	55	5.2	19,058	9.4	3,145	37,200	11.8	54
1,371	774	7.7	7,726,507	12.9	705	3.2	1,987,044	13	1.2	19,342	9.5	1,352	22,917	17.0	55
1,055	713	7.1	10,549,704	17.7	429	1.9	1,723,215	12	1.1	16,746	8.2	1,035	24,700	23.9	56
600	479	4.8	11,558,625	19.4	179	0.8	1,073,792	7	0.6	3,457	1.7	593	22,584	38.1	57
141	125	1.3	5,046,202	8.5	37	0.2	289,018	—	—	—	—	141	8,686	61.6	58
35	30	0.3	1,804,810	3.0	12	0.1	120,224	1	0.1	180	0.1	35	3,012	86.1	59
22	21	0.2	1,698,601	2.8	3	(2)	51,607	—	—	—	—	22	2,844	129.3	60
3	3	(2)	570,868	1.0	1	(2)	31,969	—	—	—	—	3	848	282.7	61
26,284	17,949	100.0	366,995,954	100.0	8,487	100.0	25,234,009	1,347	100.0	444,650	100.0	51,889	683,654	13.2	62
												2,630	15,677	6.0	63
2,673	1,915	10.7	610,537	0.2	426	5.0	86,734	611	45.4	49,173	11.1	18,639	25,618	1.4	64
2,253	1,333	7.4	966,030	0.3	777	9.2	258,585	352	26.1	43,197	9.7	7,375	18,644	2.5	65
1,398	789	4.3	1,105,043	0.3	615	7.2	282,283	111	8.2	14,966	3.4	2,625	9,931	3.8	66
1,216	642	3.6	1,598,425	0.4	594	7.0	377,495	56	4.2	11,796	2.7	1,664	7,918	4.8	67
4,609	2,712	15.1	11,399,173	3.1	1,987	23.4	2,176,091	93	6.9	29,586	6.7	4,950	37,996	7.7	68
3,339	2,204	12.3	17,275,036	4.7	1,222	14.4	2,469,654	38	2.8	13,947	3.1	3,323	43,175	13.0	69
2,191	1,576	8.8	18,395,035	5.0	693	8.2	2,022,755	15	1.1	14,567	3.3	2,171	39,958	18.4	70
2,827	2,099	11.7	35,349,803	9.6	837	9.9	3,544,615	31	2.3	60,515	13.6	2,788	71,493	25.6	71
2,863	2,254	12.4	64,155,720	17.5	735	8.7	4,878,881	18	1.3	52,509	11.8	2,828	114,328	40.4	72
1,521	1,235	6.9	60,479,178	16.5	349	4.1	5,725,170	14	1.0	104,910	23.6	1,510	98,682	65.4	73
589	498	2.8	36,757,495	10.0	124	1.5	1,926,125	3	0.2	6,325	1.4	585	52,459	89.7	74
642	578	3.2	65,048,280	17.7	105	1.2	2,207,379	5	0.4	43,339	9.7	635	88,071	138.7	75
168	156	0.9	54,065,201	14.7	27	0.3	1,518,282	—	—	—	—	168	59,730	355.5	76

TABLE 13.—CLASSIFICATION BY NUMBER OF COWS MILKED—RATIO OF COWS KEPT FOR MILK TO COWS MILKED; AVERAGE MILK PRODUCTION PER COW; PERCENT OF MILK SOLD AS WHOLE MILK AND AS CREAM; AND OTHER SPECIFIED AVERAGES AND PERCENTAGES; BY DIVISIONS AND STATES: 1939

(Base figures shown in table 12)

DIVISION AND STATE AND NUMBER OF COWS MILKED	Ratio of cows kept for milk to cows milked (percent)	AVERAGE PER FARM REPORTING						Annual milk production per cow milked (gallons)	PERCENT OF FARMS REPORTING COWS MILKED THAT REPORTED—					PERCENT OF FARMS REPORTING SALES OF ANY DAIRY PRODUCTS[1] THAT REPORTED—			RATIO OF BUTTER SOLD TO BUTTER CHURNED (PERCENT)		PERCENT OF MILK PRODUCED[2]—	
		Cows milked (number)	Milk produced (gallons)	Butter churned (lbs.)	Sales of—				Butter churned	Sales of—				Whole milk sold	Cream sold	Butter sold	Farms reporting	Pounds	Sold as whole milk	Sold as cream
					Whole milk (gallons)	Cream (lbs. of butterfat)	Butter (lbs.)			Any dairy products[1]	Whole milk	Cream	Butter							
UNITED STATES																				
Total	109.7	4.7	2,468	146	5,635	747	196	525	62.8	56.4	20.5	31.5	8.3	36.3	55.5	14.8	15.3	17.8	46.7	29.0
1 cow	121.7	1.0	448	112	217	106	77	448	77.2	15.8	3.6	5.5	8.2	22.5	34.5	51.6	10.6	7.3	1.7	3.8
2 cows	113.8	2.0	786	152	509	192	119	393	77.8	39.9	8.6	21.7	12.8	21.5	54.4	32.1	16.5	12.9	5.6	15.7
3 cows	111.4	3.0	1,204	161	956	302	174	401	70.4	65.7	16.0	42.4	12.0	24.4	64.5	18.3	17.1	18.5	12.7	31.6
4 cows	108.7	4.0	1,689	161	1,446	423	237	422	63.1	81.4	22.0	55.2	9.5	27.0	67.9	11.6	15.0	22.1	16.8	41.5
5 to 9 cows	106.4	6.6	3,150	171	3,102	774	392	480	48.0	94.4	33.4	60.8	5.5	35.4	64.4	5.9	11.5	26.5	32.9	45.7
10 to 14 cows	105.0	11.5	6,415	219	6,462	1,535	721	557	27.3	99.4	52.0	49.6	2.9	52.3	49.9	2.9	10.6	34.9	52.4	36.8
15 to 19 cows	105.0	16.5	10,111	275	10,002	2,394	954	613	16.3	99.8	67.3	35.7	2.1	67.4	35.8	2.1	13.1	45.4	66.5	26.3
20 to 29 cows	104.8	22.8	14,825	362	14,412	3,253	1,165	649	13.8	100.0	79.8	24.3	2.5	80.0	24.4	2.5	18.3	58.9	77.6	16.6
30 to 49 cows	105.7	35.4	24,133	577	22,902	4,284	1,500	681	14.1	99.9	90.5	16.3	3.9	90.6	16.3	3.9	28.0	72.9	85.9	8.8
50 to 74 cows	108.4	57.7	41,736	1,198	39,549	6,356	2,510	724	13.7	99.9	92.7	17.7	5.6	92.8	17.7	5.6	40.7	85.3	87.9	8.1
75 to 99 cows	108.1	83.5	64,557	2,389	61,044	9,265	4,602	773	13.8	100.0	92.7	19.6	6.7	92.7	19.6	6.7	48.3	92.7	87.6	8.5
100 to 199 cows	108.3	126.1	97,834	4,130	92,981	13,122	7,223	776	11.1	100.0	95.2	15.7	5.9	95.2	15.7	5.9	53.3	93.2	90.5	6.3
200 cows and over	101.5	333.4	280,644	4,433	270,536	30,759	6,432	842	12.9	100.0	95.9	17.3	8.2	95.9	17.3	8.2	63.8	92.6	92.4	5.8
GEOGRAPHIC DIVISIONS																				
NEW ENGLAND																				
Total	107.6	7.9	4,838	267	7,353	936	370	610	34.2	66.8	53.3	6.5	14.1	79.7	9.7	21.1	41.2	57.0	81.0	3.5
1 cow	115.6	1.0	509	106	266	87	93	509	41.6	21.5	14.2	0.7	8.4	66.2	3.5	38.9	20.1	17.6	7.4	0.4
2 cows	107.1	2.0	946	182	536	160	165	473	57.8	46.9	27.8	3.2	22.3	59.4	6.9	47.6	38.6	34.5	15.8	1.5
3 cows	105.7	3.0	1,413	270	905	261	242	471	61.0	68.5	37.9	8.8	34.1	55.4	12.9	49.9	55.9	50.1	24.2	4.5
4 cows	104.8	4.0	1,981	375	1,440	380	362	495	55.3	81.1	48.7	11.5	35.7	60.0	14.2	44.1	64.6	62.5	35.4	6.1
5 to 9 cows	105.9	6.8	3,766	538	3,451	741	625	555	27.7	94.6	74.5	13.6	18.1	78.8	14.3	19.1	65.2	75.7	68.3	7.3
10 to 14 cows	106.2	11.7	7,051	721	6,567	1,521	1,137	603	10.6	99.6	91.4	9.7	5.6	91.8	9.8	5.6	52.7	83.0	85.1	5.0
15 to 19 cows	107.8	16.6	10,408	635	9,796	1,704	1,251	626	6.9	99.9	96.1	7.0	2.8	96.1	7.0	2.8	40.7	80.2	90.4	3.2
20 to 29 cows	107.1	23.3	14,774	765	14,015	1,997	1,715	655	5.1	99.9	97.5	6.6	1.9	97.6	6.6	1.9	37.3	85.5	92.5	2.5
30 to 49 cows	106.8	35.7	23,570	965	22,377	2,305	2,183	660	4.1	100.0	98.9	6.5	1.6	98.9	6.5	1.6	39.2	88.6	93.9	1.8
50 to 74 cows	105.9	57.5	40,851	575	38,898	3,160	1,094	711	4.5	100.0	99.2	10.7	1.8	99.2	10.7	1.8	39.1	74.4	94.5	2.4
75 to 99 cows	102.8	82.8	65,435	1,895	62,623	2,866	4,267	791	6.5	100.0	99.1	13.0	2.8	99.1	13.0	2.8	42.9	96.5	94.8	1.6
100 to 199 cows	102.8	123.9	99,455	1,540	96,494	2,897	2,235	803	3.8	100.0	100.0	16.2	2.5	100.0	16.2	2.5	66.7	96.8	97.0	1.5
200 cows and over	104.1	311.2	236,807	75	234,532	2,310	50	761	11.1	100.0	100.0	11.1	11.1	100.0	11.1	11.1	100.0	66.7	99.0	0.5
MIDDLE ATLANTIC																				
Total	106.5	8.7	5,647	226	8,425	608	305	652	32.5	72.7	57.5	7.0	12.8	79.0	9.6	17.7	39.7	53.5	85.8	2.3
1 cow	118.2	1.0	491	108	264	121	89	491	49.8	19.7	7.8	1.4	12.0	39.7	7.1	60.8	24.0	19.8	4.2	1.1
2 cows	108.8	2.0	913	176	582	233	153	457	61.6	46.4	17.7	7.8	26.1	38.1	16.7	56.3	42.4	36.8	11.3	6.1
3 cows	106.6	3.0	1,425	249	1,109	354	240	475	57.7	69.7	29.2	17.4	31.2	41.9	24.9	44.7	54.0	52.1	22.7	13.3
4 cows	104.6	4.0	1,985	312	1,737	462	328	496	47.6	85.5	44.0	21.3	27.3	52.7	25.6	32.7	57.3	60.1	38.5	15.3
5 to 9 cows	104.7	6.9	4,014	429	3,902	693	551	585	21.3	95.8	78.6	11.6	11.9	82.1	12.1	12.4	55.9	71.8	76.4	6.1
10 to 14 cows	105.2	11.7	7,673	396	7,274	1,184	876	654	9.3	99.6	96.4	3.5	3.2	96.7	3.5	3.2	34.2	75.5	91.3	1.7
15 to 19 cows	105.1	16.6	11,300	276	10,762	1,399	839	679	8.7	99.9	98.7	2.1	2.0	98.8	2.1	2.0	23.1	70.1	94.0	0.8
20 to 29 cows	104.7	23.2	16,074	277	15,365	1,297	867	693	9.9	99.9	99.4	2.2	2.2	99.5	2.2	2.2	21.7	68.0	95.0	0.5
30 to 49 cows	104.7	35.4	25,273	345	24,153	1,693	923	715	9.9	100.0	99.6	3.2	2.6	99.7	3.2	2.6	26.6	71.0	95.2	0.7
50 to 74 cows	104.2	57.0	42,968	703	40,984	2,833	1,613	754	8.8	99.9	99.9	6.2	3.1	100.0	6.2	3.1	34.9	80.1	95.3	1.3
75 to 99 cows	106.5	83.6	67,190	4,678	62,766	3,404	6,170	803	10.8	100.0	99.5	9.4	8.0	99.5	9.4	8.0	73.9	97.5	93.0	1.5
100 to 199 cows	105.9	126.6	108,520	3,556	103,350	8,867	4,294	857	8.5	100.0	98.7	12.2	5.1	98.7	12.2	5.1	61.5	74.3	94.0	3.1
200 cows and over	100.2	345.8	317,641	3,100	310,744	7,030	2,850	918	6.5	100.0	100.0	6.5	6.5	100.0	6.5	6.5	100.0	91.9	97.8	0.4
EAST NORTH CENTRAL																				
Total	107.7	6.6	3,842	128	5,490	769	333	584	28.9	82.7	45.2	38.0	3.1	54.6	46.0	3.7	10.7	27.8	64.5	23.0
1 cow	127.0	1.0	455	80	291	114	80	455	47.4	25.8	6.9	16.0	4.0	26.8	61.9	15.7	8.5	8.5	4.4	11.7
2 cows	114.0	2.0	882	101	687	220	133	441	46.9	67.5	18.8	46.4	5.3	27.8	68.8	7.8	11.2	14.8	14.6	34.2
3 cows	110.1	3.0	1,383	115	1,184	353	211	461	39.4	88.0	30.1	57.2	4.6	34.2	65.1	5.2	11.5	21.2	25.7	43.1
4 cows	107.4	4.0	1,915	125	1,700	492	294	479	34.0	94.5	38.3	56.8	5.7	40.5	60.1	3.9	10.7	25.3	34.0	43.3
5 to 9 cows	105.5	6.6	3,539	164	3,409	870	501	535	22.2	98.2	55.8	44.2	2.5	56.9	45.0	2.6	11.0	33.5	53.8	32.6
10 to 14 cows	105.3	11.6	7,158	252	6,872	1,749	932	616	9.8	99.7	76.5	25.8	1.3	76.7	25.9	1.3	13.1	48.6	73.4	19.4
15 to 19 cows	105.3	16.6	10,885	344	10,454	2,654	1,233	658	4.6	99.9	82.9	19.9	0.8	82.9	19.9	0.8	16.2	58.2	79.6	15.2
20 to 29 cows	104.1	22.7	15,550	468	14,957	3,552	1,687	683	3.9	100.0	86.8	16.5	0.8	86.9	16.5	0.8	19.3	69.6	83.6	11.8
30 to 49 cows	103.2	34.4	24,560	638	23,358	4,868	2,232	715	4.4	99.9	92.1	12.5	1.0	92.2	12.5	1.0	21.6	75.5	87.6	7.7
50 to 74 cows	104.8	56.6	43,779	3,184	40,522	5,925	5,211	774	7.5	99.8	95.4	16.2	4.4	95.6	16.0	4.4	59.0	96.5	88.3	6.8
75 to 99 cows	104.0	84.5	69,796	8,606	62,283	7,293	10,860	826	9.9	100.0	97.8	18.7	7.7	97.8	18.7	7.7	77.8	98.1	87.3	5.9
100 to 199 cows	98.4	132.7	109,102	10,519	97,490	11,271	11,553	822	17.5	100.0	96.8	22.2	15.9	96.8	22.2	15.9	90.9	99.8	86.5	7.4
200 cows and over	96.4	295.9	273,729	17,630	249,016	10,665	17,540	925	22.2	100.0	100.0	33.3	22.2	100.0	33.3	22.2	100.0	99.5	91.0	2.1
WEST NORTH CENTRAL																				
Total	110.0	6.1	2,941	117	3,764	864	212	482	54.8	81.8	11.3	71.3	2.8	13.8	87.2	3.4	5.1	9.2	14.5	66.0
1 cow	139.1	1.0	456	76	216	103	68	456	63.5	21.9	4.0	15.7	3.4	18.3	71.4	15.7	5.4	4.9	1.9	10.9
2 cows	120.3	2.0	827	95	488	188	100	413	69.2	58.4	7.1	49.6	4.4	12.2	84.9	7.5	6.3	6.7	4.2	34.9
3 cows	115.7	3.0	1,257	103	837	296	132	419	66.6	82.8	9.5	73.2	3.7	11.5	88.4	4.4	5.5	7.1	6.3	53.6
4 cows	112.0	4.0	1,720	109	1,225	418	170	430	63.0	92.1	10.4	82.4	3.1	11.3	89.5	3.3	4.9	7.6	7.4	62.6
5 to 9 cows	108.5	6.7	3,047	129	2,415	784	254	458	53.4	97.9	12.0	87.6	2.3	12.3	89.5	2.4	4.4	8.6	9.5	70.9
10 to 14 cows	105.3	11.4	5,704	172	5,096	1,533	462	500	36.2	99.7	15.3	86.9	1.6	15.4	87.2	1.6	4.4	11.9	13.7	73.8
15 to 19 cows	104.6	16.4	8,833	215	8,326	2,405	807	540	24.7	99.9	21.9	82.1	1.3	21.9	82.2	1.3	5.3	20.0	20.6	70.7
20 to 29 cows	103.0	22.3	12,804	258	12,437	3,360	1,135	578	20.5	100.0	33.9	72.9	1.4	33.9	72.9	1.4	7.0	30.6	32.7	60.0
30 to 49 cows	103.2	34.4	22,036	517	20,758	4,541	2,186	641	18.3	99.9	62.5	52.1	2.9	62.6	52.2	2.9	15.7	65.5	58.9	33.9
50 to 74 cows	107.2	57.4	42,009	855	38,264	5,703	2,337	732	14.9	100.0	90.1	30.5	4.8	90.1	30.5	4.8	51.1	85.0	82.0	12.9
75 to 99 cows	107.3	83.6	71,792	2,974	66,643	7,100	5,110	859	13.8	100.0	95.5	24.2	7.6	95.5	24.2	7.6	55.6	95.4	88.6	7.4
100 to 199 cows	100.9	122.8	108,822	7,745	104,317	8,411	25,085	886	7.0	100.0	97.7	14.0	2.3	97.7	14.0	2.3	53.3	99.4	93.6	5.3
200 cows and over	108.1	281.4	220,852	500	226,408	22,908	———	785	12.5	100.0	87.5	37.5	——	87.5	37.5	——	———	———	89.7	11.2

[1] Quantity of milk, cream, or butter. See text discussion.

[2] Because of using a standard factor for each State in converting cream to gallons of whole milk, percentages in some size groups may add to over 100. See also text discussion.

TABLE 13.—CLASSIFICATION BY NUMBER OF COWS MILKED—RATIO OF COWS KEPT FOR MILK TO COWS MILKED; AVERAGE MILK PRODUCTION PER COW; PERCENT OF MILK SOLD AS WHOLE MILK AND AS CREAM; AND OTHER SPECIFIED AVERAGES AND PERCENTAGES; BY DIVISIONS AND STATES: 1939—Continued

(Base figures shown in table 12)

DIVISION AND STATE AND NUMBER OF COWS MILKED	Ratio of cows kept for milk to cows milked (percent)	AVERAGE PER FARM REPORTING						Annual milk production per cow milked (gallons)	PERCENT OF FARMS REPORTING COWS MILKED THAT REPORTED—					PERCENT OF FARMS REPORTING SALES OF ANY DAIRY PRODUCTS[1] THAT REPORTED—			RATIO OF BUTTER SOLD TO BUTTER CHURNED (PERCENT)		PERCENT OF MILK PRODUCED[2]—	
		Cows milked (number)	Milk produced (gallons)	Butter churned (lbs.)	Sales of—				Butter churned	Sales of—				Whole milk sold	Cream sold	Butter sold	Farms reporting	Pounds	Sold as whole milk	Sold as cream
					Whole milk (gallons)	Cream (lbs. of butterfat)	Butter (lbs.)			Any dairy products[1]	Whole milk	Cream	Butter							
GEOGRAPHIC DIVISIONS—Continued																				
SOUTH ATLANTIC																				
Total	108.5	2.3	1,015	168	4,423	328	155	438	84.8	29.3	7.8	7.0	18.2	26.5	23.8	62.2	21.5	19.8	33.8	6.6
1 cow	110.2	1.0	438	126	141	102	77	438	86.1	14.8	2.4	1.4	12.4	16.1	9.8	84.1	14.4	8.9	0.8	1.0
2 cows	105.1	2.0	742	193	276	166	120	371	89.3	33.4	5.5	7.1	24.7	18.6	21.1	73.9	27.6	17.1	2.1	4.6
3 cows	104.4	3.0	1,030	226	542	259	172	343	86.8	50.7	10.0	17.3	30.2	19.8	34.1	59.5	34.8	26.6	5.3	11.7
4 cows	103.1	4.0	1,355	252	891	310	238	339	83.4	63.3	14.8	27.1	30.6	23.4	42.8	48.4	36.7	34.7	9.7	18.2
5 to 9 cows	101.9	6.2	2,341	305	2,334	475	391	376	71.2	80.0	31.1	35.1	25.9	38.9	43.8	32.4	36.4	46.7	31.0	21.0
10 to 14 cows	102.8	11.5	5,682	489	5,506	847	801	495	39.8	97.5	72.7	21.5	15.9	74.6	22.1	16.3	40.0	65.5	70.5	9.5
15 to 19 cows	103.4	16.5	9,388	580	8,850	1,144	1,018	569	27.4	99.5	89.2	12.7	10.9	89.7	12.7	11.0	39.9	72.5	84.1	4.5
20 to 29 cows	106.0	23.0	13,927	644	13,033	1,335	1,149	606	27.1	99.5	94.4	10.8	11.4	94.9	10.9	11.4	41.9	74.8	88.3	3.0
30 to 49 cows	108.1	36.0	22,659	999	20,741	1,380	1,560	629	28.6	99.8	97.8	12.7	14.9	97.9	12.7	14.9	52.0	81.2	89.6	2.2
50 to 74 cows	109.5	57.4	37,003	1,254	34,530	2,466	1,844	645	26.7	100.0	98.2	16.2	15.7	98.2	16.2	15.7	58.8	86.4	91.7	3.1
75 to 99 cows	111.1	83.3	57,855	2,462	53,050	3,470	3,581	694	29.0	100.0	99.0	20.0	18.6	99.0	20.0	18.6	63.9	93.0	90.8	3.4
100 to 199 cows	107.2	128.7	82,654	1,581	78,196	4,155	2,268	642	17.3	100.0	100.0	14.0	9.5	100.0	14.0	9.5	54.8	78.7	94.6	2.0
200 cows and over	98.4	362.1	209,630	3,715	198,523	11,490	3,604	579	24.0	100.0	100.0	20.0	22.0	100.0	20.0	22.0	91.7	88.9	94.7	3.1
EAST SOUTH CENTRAL																				
Total	110.0	2.3	893	149	2,257	306	139	382	88.5	30.4	10.0	12.5	10.9	32.8	41.0	36.0	12.4	11.6	25.2	11.8
1 cow	116.0	1.0	419	118	149	90	72	419	90.7	13.5	2.3	4.0	8.6	16.9	29.6	63.7	9.5	5.8	0.8	2.4
2 cows	108.8	2.0	706	167	333	155	108	353	90.9	30.5	6.6	13.6	13.4	21.5	44.8	44.1	14.8	9.5	3.1	8.3
3 cows	106.7	3.0	1,006	184	620	238	151	335	87.8	50.5	14.8	25.9	14.5	29.3	51.4	28.8	16.6	13.6	9.1	17.1
4 cows	103.9	4.0	1,328	187	926	329	195	332	84.2	65.7	24.0	33.8	13.7	36.6	51.5	20.8	16.3	16.9	15.8	23.4
5 to 9 cows	101.8	6.2	2,171	195	1,791	541	313	351	76.5	82.5	42.8	35.2	11.4	51.9	42.7	13.9	15.0	24.0	35.3	24.4
10 to 14 cows	100.8	11.3	4,441	231	3,810	1,071	616	392	64.2	98.2	71.3	26.3	9.4	72.6	26.8	9.6	14.7	39.3	61.2	17.6
15 to 19 cows	102.6	16.3	7,097	287	6,358	1,662	841	435	56.5	99.3	81.8	19.0	9.7	82.4	19.2	9.8	17.1	50.2	73.3	12.3
20 to 29 cows	105.8	22.8	10,805	397	9,922	2,186	1,171	474	52.7	99.4	87.9	14.6	10.8	88.4	14.7	10.9	20.6	60.8	80.7	8.2
30 to 49 cows	106.6	35.8	18,563	633	16,948	2,669	1,626	519	43.8	99.9	93.7	14.4	12.9	93.9	14.4	12.9	29.4	75.5	85.6	5.7
50 to 74 cows	112.5	57.3	30,790	1,307	28,061	3,943	2,553	537	40.3	99.5	94.2	17.3	17.7	94.7	17.4	17.8	44.0	85.9	85.9	6.1
75 to 99 cows	115.5	83.1	45,187	2,034	39,565	4,081	4,236	544	47.9	100.0	96.6	21.4	20.5	96.6	21.4	20.5	42.9	89.3	84.6	5.3
100 to 199 cows	109.4	125.4	71,324	4,781	62,848	7,252	7,822	569	37.7	100.0	98.2	19.3	21.1	98.2	19.3	21.1	55.8	91.3	86.6	5.4
200 cows and over	106.7	240.8	111,092	7,609	96,704	3,650	13,104	461	43.8	100.0	100.0	18.8	25.0	100.0	18.8	25.0	57.1	98.4	87.0	1.7
WEST SOUTH CENTRAL																				
Total	117.8	5.2	1,286	141	3,299	474	198	397	82.0	38.3	8.2	24.8	8.9	21.5	64.8	23.2	10.9	15.2	21.1	25.8
1 cow	137.5	1.0	431	103	183	102	77	431	78.4	11.2	2.2	4.4	5.9	19.3	39.7	52.4	7.5	5.6	0.9	3.0
2 cows	124.1	2.0	722	138	377	168	110	361	83.3	26.8	4.0	15.6	9.7	15.0	58.1	36.3	11.7	9.2	2.1	10.2
3 cows	117.2	3.0	1,039	155	651	247	150	346	86.2	46.3	7.6	31.2	11.5	16.4	67.4	24.9	13.4	13.0	4.6	20.9
4 cows	112.0	4.0	1,406	162	916	345	204	352	86.5	65.4	11.3	45.9	11.6	17.8	72.3	18.2	13.4	16.8	7.4	31.7
5 to 9 cows	106.6	6.2	2,375	170	1,714	609	348	380	85.0	83.7	17.8	62.7	10.3	21.3	75.0	12.3	12.1	24.6	12.8	45.3
10 to 14 cows	104.2	11.2	4,538	217	3,611	1,114	678	406	78.0	97.2	32.7	65.4	9.9	33.6	67.3	10.2	12.7	39.7	26.0	45.1
15 to 19 cows	106.0	16.2	7,252	286	6,479	1,663	941	448	67.1	98.5	52.2	50.2	10.5	53.0	51.0	10.6	15.6	51.4	48.6	32.3
20 to 29 cows	109.7	22.7	11,162	355	10,223	2,169	997	492	53.3	98.9	73.1	34.1	10.9	73.9	34.5	11.0	20.5	57.5	66.9	18.6
30 to 49 cows	113.0	35.8	19,374	472	17,950	2,766	1,179	541	40.2	99.3	89.5	21.2	10.3	90.1	21.4	10.4	25.6	64.1	82.9	8.5
50 to 74 cows	115.6	58.2	32,727	707	30,050	3,088	1,875	563	32.2	99.9	96.2	20.6	9.8	96.4	20.6	9.8	30.4	80.7	88.4	5.4
75 to 99 cows	115.2	82.2	46,467	1,105	43,519	4,587	3,401	566	23.2	100.0	96.6	17.7	6.4	96.6	17.7	6.4	27.7	85.1	90.4	4.9
100 to 199 cows	118.5	123.4	69,648	3,006	64,069	9,008	6,998	565	23.7	100.0	98.4	11.3	9.7	98.4	11.3	9.7	41.0	95.4	90.6	4.1
200 cows and over	103.7	302.1	185,559	3,315	173,967	19,386	5,342	614	30.2	100.0	98.1	13.2	17.0	98.1	13.2	17.0	56.2	90.6	92.0	3.9
MOUNTAIN																				
Total	110.3	4.8	2,820	138	4,564	808	214	586	57.9	63.1	22.5	40.7	5.2	35.6	64.5	8.3	9.0	14.0	36.3	36.0
1 cow	128.7	1.0	535	89	286	128	81	535	56.4	15.6	6.2	6.7	3.8	39.9	42.9	24.7	6.8	6.2	3.3	4.9
2 cows	115.3	2.0	990	122	688	229	114	495	68.0	43.5	13.5	26.6	6.8	31.1	61.2	15.5	9.9	9.3	9.4	19.1
3 cows	112.0	3.0	1,554	145	1,260	352	157	518	65.0	69.8	21.4	46.3	7.5	30.6	66.4	10.8	11.6	12.5	17.3	32.4
4 cows	108.2	4.0	2,138	154	1,860	480	196	534	62.2	83.4	24.5	58.4	6.5	29.3	70.0	7.8	10.5	15.4	21.3	40.6
5 to 9 cows	106.4	6.5	3,672	161	3,445	840	287	568	55.0	94.4	51.1	65.7	4.6	33.0	69.7	4.9	8.4	14.9	29.2	46.5
10 to 14 cows	103.6	11.3	6,858	185	6,500	1,546	521	603	45.8	99.2	42.3	63.0	3.3	42.7	63.5	3.4	7.3	20.4	40.2	44.1
15 to 19 cows	103.3	16.3	10,345	212	9,662	2,312	714	634	35.4	99.6	54.9	53.7	2.6	55.1	54.0	2.7	7.5	25.1	51.3	37.1
20 to 29 cows	104.2	22.6	15,373	283	14,134	3,193	1,149	681	26.3	99.6	68.1	45.9	2.6	68.4	44.1	2.6	9.8	39.9	62.7	28.2
30 to 49 cows	104.0	35.4	25,169	478	22,809	4,170	1,752	712	19.8	99.8	81.3	39.0	3.2	81.5	39.1	3.2	16.2	59.5	73.7	20.0
50 to 74 cows	106.3	57.3	44,719	2,306	40,326	5,831	4,222	780	12.8	100.0	90.4	35.6	5.9	90.4	35.6	5.9	46.4	85.0	81.5	14.4
75 to 99 cows	108.2	84.6	68,506	977	59,761	9,145	2,455	808	10.3	100.0	91.4	41.4	3.4	91.4	41.4	3.4	33.3	83.7	79.9	17.2
100 to 199 cows	104.3	126.3	96,649	12,385	86,546	6,829	12,341	765	5.8	100.0	96.2	32.7	5.8	96.2	32.7	5.8	100.0	99.7	86.1	7.1
200 cows and over	100.2	325.3	260,642	12,288	206,732	49,608	12,000	801	9.1	100.0	90.9	36.4	9.1	90.9	36.4	9.1	100.0	97.7	72.1	21.9
PACIFIC																				
Total	109.5	7.4	5,393	128	11,585	1,251	226	726	46.1	61.4	29.7	32.8	3.0	48.3	53.4	4.9	6.6	11.6	63.7	22.2
1 cow	123.6	1.0	658	103	298	143	83	658	61.4	20.3	9.2	9.1	3.7	45.5	44.7	18.4	6.1	4.9	4.2	5.6
2 cows	115.2	2.0	1,159	129	736	260	117	579	61.3	50.6	17.6	32.5	4.6	34.7	63.9	9.2	7.6	6.9	11.2	20.6
3 cows	109.5	3.0	1,723	138	1,352	412	164	574	51.3	76.0	25.9	51.3	3.7	34.1	67.6	4.9	7.2	8.6	20.3	34.9
4 cows	106.2	4.0	2,330	140	1,937	572	221	585	45.1	87.3	31.4	58.2	2.9	35.9	66.6	3.4	6.5	10.3	26.1	40.6
5 to 9 cows	104.6	6.6	4,005	146	3,752	1,019	300	610	34.3	95.4	40.9	57.9	2.0	42.9	60.7	2.1	5.8	11.9	38.3	42.0
10 to 14 cows	104.7	11.5	7,551	163	7,273	1,948	450	654	21.6	99.2	55.6	48.0	1.3	56.1	48.4	1.3	6.0	16.6	53.6	35.6
15 to 19 cows	105.1	16.5	11,375	203	10,989	2,861	1,024	690	14.1	99.7	67.0	37.9	0.8	67.2	38.0	0.8	5.9	29.9	64.8	27.7
20 to 29 cows	105.8	23.2	16,806	310	16,260	4,060	1,616	724	10.1	99.9	74.3	51.5	1.0	74.3	51.3	1.0	10.0	52.3	71.9	22.3
30 to 49 cows	106.7	36.7	28,140	416	27,589	6,268	2,138	768	6.1	99.9	79.7	26.4	0.7	79.8	26.4	0.7	11.6	59.5	78.2	17.6
50 to 74 cows	109.2	58.6	47,844	2,185	47,789	10,195	7,494	817	3.2	99.9	82.7	22.9	0.8	82.8	22.9	0.8	23.7	81.5	82.6	14.8
75 to 99 cows	105.6	85.8	72,885	1,197	72,804	14,914	3,901	869	3.0	100.0	84.6	21.9	0.8	84.6	21.9	0.8	25.0	81.5	84.5	13.7
100 to 199 cows	108.0	126.4	112,445	6,200	110,655	20,759	12,135	890	2.0	100.0	90.6	16.1	1.0	90.6	16.1	1.0	50.0	97.9	89.1	9.1
200 cows and over	101.6	346.8	344,550	626	340,971	45,558	———	994	2.8	100.0	93.2	16.9	——	93.2	16.9	——	———	———	92.3	6.8

[1] Quantity of milk, cream, or butter. See text discussion.

[2] Because of using a standard factor for each State in converting cream to gallons of whole milk, percentages in some size groups may add to over 100. See also text discussion.

TABLE 13.—CLASSIFICATION BY NUMBER OF COWS MILKED—RATIO OF COWS KEPT FOR MILK TO COWS MILKED; AVERAGE MILK PRODUCTION PER COW; PERCENT OF MILK SOLD AS WHOLE MILK AND AS CREAM; AND OTHER SPECIFIED AVERAGES AND PERCENTAGES; BY DIVISIONS AND STATES: 1939—Continued

(Base figures shown in table 12)

DIVISION AND STATE AND NUMBER OF COWS MILKED	Ratio of cows kept for milk to cows milked (percent)	AVERAGE PER FARM REPORTING						Annual milk production per cow milked (gallons)	PERCENT OF FARMS REPORTING COWS MILKED THAT REPORTED—					PERCENT OF FARMS REPORTING SALES OF ANY DAIRY PRODUCTS[1] THAT REPORTED—			RATIO OF BUTTER SOLD TO BUTTER CHURNED (PERCENT)		PERCENT OF MILK PRODUCED[2]—	
		Cows milked (number)	Milk produced (gallons)	Butter churned (lbs.)	Sales of—				Sales of—											
					Whole milk (gallons)	Cream (lbs. of butterfat)	Butter (lbs.)		Butter churned	Any dairy products[1]	Whole milk	Cream	Butter	Whole milk sold	Cream sold	Butter sold	Farms reporting	Pounds	Sold as whole milk	Sold as cream
NEW ENGLAND																				
MAINE																				
Total	107.1	4.4	2,361	303	3,681	732	341	533	60.7	62.7	34.3	8.8	30.7	54.6	14.1	48.9	50.5	56.9	53.5	7.6
1 cow	114.3	1.0	479	124	180	51	96	479	62.4	24.3	10.2	0.8	16.2	42.0	3.4	66.5	25.9	20.1	3.8	0.2
2 cows	105.6	2.0	938	221	358	139	169	469	80.1	53.4	18.3	4.0	39.8	34.5	7.5	74.5	49.7	38.1	7.0	1.6
3 cows	104.0	3.0	1,418	316	645	209	244	473	80.4	73.3	25.8	10.0	53.8	35.2	15.8	73.3	66.9	51.8	11.8	4.0
4 cows	104.1	4.0	1,937	432	1,166	310	372	484	78.2	64.2	34.3	13.1	54.5	40.7	15.5	64.7	74.4	64.1	20.6	5.8
5 to 9 cows	105.4	6.6	3,399	612	2,906	725	652	516	45.2	94.7	61.1	18.6	32.5	64.5	19.7	34.4	71.9	76.5	52.2	10.9
10 to 14 cows	105.8	11.4	6,341	847	5,602	1,265	1,207	554	23.0	99.5	85.1	17.4	13.4	83.5	17.5	13.4	58.2	82.9	73.4	9.6
15 to 19 cows	106.2	16.3	9,645	612	8,615	1,592	1,138	590	19.4	99.9	91.0	17.6	8.0	91.1	17.6	8.0	41.3	76.8	81.3	8.0
20 to 29 cows	105.6	22.9	13,860	637	12,583	1,910	1,387	605	17.8	99.8	94.0	19.8	6.2	94.2	19.8	6.2	34.9	76.0	85.3	7.5
30 to 49 cows	107.9	35.8	23,971	690	21,568	3,049	1,761	670	15.7	100.0	98.3	19.8	5.0	98.3	19.8	5.0	31.6	80.6	88.5	7.0
50 cows and over	104.9	63.6	44,604	175	40,940	2,468	25	701	10.0	100.0	100.0	30.0	5.0	100.0	30.0	5.0	50.0	7.1	91.8	4.6
NEW HAMPSHIRE																				
Total	106.0	6.3	3,673	228	5,083	598	344	582	37.0	65.4	55.9	6.0	13.7	85.5	9.1	20.9	36.9	55.7	77.4	2.8
1 cow	114.7	1.0	499	93	225	119	81	499	41.3	24.6	18.9	1.1	7.0	77.1	4.6	28.7	17.0	14.9	8.5	0.8
2 cows	107.8	2.0	911	150	471	133	150	456	56.8	48.6	35.7	3.7	18.7	73.4	7.5	38.5	32.9	32.8	18.4	1.5
3 cows	108.2	3.0	1,383	233	907	237	245	461	55.4	70.4	51.4	8.4	26.4	73.1	12.0	37.5	47.6	50.2	33.7	4.1
4 cows	104.4	4.0	1,897	306	1,333	317	329	474	53.1	80.3	62.4	9.2	29.8	77.8	11.4	37.1	56.0	60.3	43.9	4.4
5 to 9 cows	102.2	6.7	3,713	440	3,210	579	550	550	29.3	94.3	82.0	10.5	17.5	86.9	11.1	18.6	59.9	74.8	70.9	4.6
10 to 14 cows	105.8	11.6	6,875	666	6,341	763	937	594	11.8	99.7	94.9	8.1	6.8	95.3	8.2	6.8	57.8	81.3	87.6	2.6
15 to 19 cows	105.7	16.5	10,109	615	9,422	1,085	1,169	613	11.4	100.0	97.4	6.7	4.8	97.4	6.7	4.8	42.4	80.6	90.8	2.1
20 to 29 cows	102.5	23.0	14,410	529	13,551	929	978	627	6.2	99.8	98.7	8.6	2.4	98.9	8.6	2.4	37.9	70.1	92.7	1.6
30 to 49 cows	107.6	35.8	22,949	685	21,134	1,113	950	641	9.7	99.5	98.9	14.1	5.9	99.5	14.1	6.0	61.1	84.8	91.1	1.9
50 to 74 cows	102.1	57.3	41,293	146	38,622	6,213	------	721	6.1	100.0	97.0	15.2	---	97.0	15.2	----	-----	-----	90.7	6.5
75 to 99 cows	85.8	77.5	58,268	------	47,037	9,759	------	752	------	100.0	100.0	25.0	---	100.0	25.0	----	-----	-----	80.7	11.9
100 cows and over	108.7	145.4	116,240	------	115,717	-----	------	799	------	100.0	100.0	-----	---	100.0	-----	----	-----	-----	99.5	-----
VERMONT																				
Total	109.4	13.5	7,726	372	9,433	1,364	603	574	17.6	83.6	71.1	9.4	8.0	85.0	11.3	9.5	45.5	73.3	86.9	4.5
1 cow	134.0	1.0	483	104	233	120	101	483	39.2	20.0	11.0	1.2	9.4	55.2	5.8	47.0	23.9	23.3	5.3	0.8
2 cows	112.3	2.0	881	166	534	237	165	441	51.2	45.7	25.7	5.6	20.5	56.2	12.1	44.8	40.0	39.7	15.6	4.0
3 cows	109.6	3.0	1,359	255	966	377	271	453	48.5	69.5	35.2	16.0	26.3	50.6	23.0	37.8	54.3	57.6	25.0	11.9
4 cows	101.7	4.0	1,947	345	1,429	569	378	487	40.0	85.1	51.2	20.6	25.9	60.2	24.2	30.5	64.8	71.0	37.6	16.2
5 to 9 cows	109.2	7.0	3,688	540	3,484	876	661	529	17.7	96.2	72.9	18.9	11.6	75.8	19.7	12.1	65.6	80.4	68.9	12.1
10 to 14 cows	107.7	11.9	6,537	788	6,141	1,588	1,262	551	7.7	99.6	88.2	12.6	4.1	88.5	12.6	4.2	53.6	85.8	82.8	8.2
15 to 19 cows	109.7	16.7	9,528	1,010	9,044	2,102	1,758	570	4.7	100.0	94.1	7.4	2.4	94.1	7.4	2.4	50.8	88.5	89.3	4.4
20 to 29 cows	109.0	23.4	13,645	1,428	13,011	3,094	2,586	583	3.4	100.0	96.5	5.0	1.7	96.5	5.0	1.7	49.5	89.7	92.0	3.0
30 to 49 cows	108.1	35.6	21,322	2,177	20,448	3,384	4,020	599	1.8	100.0	98.3	3.9	0.9	98.3	3.9	0.9	51.9	95.7	94.3	1.7
50 to 74 cows	106.7	56.9	35,130	1,226	33,838	4,809	2,650	618	2.4	100.0	99.1	3.3	0.9	99.1	3.3	0.9	40.0	86.4	95.4	1.2
75 to 99 cows	108.0	82.9	59,288	5,995	56,334	1,825	5,950	715	5.4	100.0	100.0	8.1	5.4	100.0	8.1	5.4	100.0	99.2	95.0	0.7
100 to 199 cows	101.7	118.4	77,384	150	73,604	3,608	------	654	5.9	100.0	100.0	23.5	---	100.0	23.5	----	-----	-----	95.1	3.0
200 cows and over	------	-----	------	------	------	-----	------	------	------	------	------	-----	---	-----	-----	----	-----	-----	----	-----
MASSACHUSETTS																				
Total	105.2	8.0	5,553	153	7,957	916	337	692	16.9	63.4	61.0	2.7	3.2	96.3	4.3	5.0	18.9	41.8	87.5	1.3
1 cow	109.8	1.0	544	75	328	59	70	544	20.6	22.5	21.1	0.4	1.7	93.8	1.6	7.7	8.4	7.9	12.7	0.1
2 cows	107.4	2.0	997	113	701	164	111	499	29.6	46.2	42.9	1.4	4.9	93.0	3.0	10.5	16.4	16.1	30.2	0.7
3 cows	108.3	3.0	1,521	160	1,201	279	215	507	30.6	66.3	59.8	3.7	8.2	90.1	5.6	12.3	26.7	36.0	47.2	1.9
4 cows	107.4	4.0	2,222	193	1,847	403	262	556	24.6	78.7	73.4	5.9	7.0	93.2	7.4	8.9	28.6	38.9	61.0	3.0
5 to 9 cows	103.7	6.8	4,253	330	3,928	467	471	621	11.3	94.2	90.8	4.1	5.0	96.4	4.3	5.3	44.0	62.8	83.9	1.3
10 to 14 cows	103.0	11.7	7,938	502	7,461	964	1,110	679	5.4	99.7	97.7	3.4	2.1	98.0	3.4	2.1	38.4	84.8	91.8	1.2
15 to 19 cows	104.2	16.6	11,542	296	10,875	1,505	838	697	4.2	99.9	99.5	3.5	1.2	99.5	3.5	1.2	28.3	60.8	93.7	1.3
20 to 29 cows	103.9	23.1	16,671	225	15,834	986	676	721	4.0	99.9	99.3	5.3	0.9	99.4	5.3	0.9	23.3	70.0	94.3	0.9
30 to 49 cows	104.9	35.8	26,470	587	25,096	1,989	1,521	740	5.8	100.0	99.4	9.2	1.8	99.4	9.2	1.8	30.0	77.7	94.3	1.9
50 to 74 cows	103.4	58.2	48,397	250	46,413	2,488	496	831	4.7	100.0	100.0	11.2	1.9	100.0	11.2	1.9	40.0	79.4	95.9	1.6
75 to 99 cows	102.2	83.2	70,578	377	69,164	3,625	900	848	7.0	100.0	97.7	11.6	2.3	97.7	11.6	2.3	33.3	79.6	95.7	1.7
100 to 199 cows	107.8	130.2	110,710	2,080	108,608	3,728	2,080	850	3.2	100.0	100.0	9.7	3.2	100.0	9.7	3.2	100.0	100.0	98.1	0.9
200 cows and over	107.6	309.7	233,708	75	230,623	2,310	50	755	16.7	100.0	100.0	16.7	16.7	100.0	16.7	16.7	100.0	66.7	98.7	0.5
RHODE ISLAND																				
Total	100.9	10.6	7,808	150	9,996	1,148	233	734	14.5	71.1	70.5	3.4	2.1	99.1	4.8	2.9	14.4	25.9	90.2	1.5
1 cow	116.3	1.0	586	72	385	62	62	586	19.8	28.1	27.7	0.4	1.0	98.5	1.5	3.7	5.2	4.5	18.1	0.1
2 cows	107.5	2.0	1,092	108	683	264	111	546	27.2	53.7	52.4	1.6	3.7	97.7	3.0	6.8	13.4	13.7	32.8	1.2
3 cows	105.7	3.0	1,406	97	979	425	134	469	35.4	62.6	61.6	2.0	7.1	98.4	3.2	11.3	20.0	27.7	42.9	1.8
4 cows	101.3	4.0	2,377	174	2,044	264	324	594	19.6	82.1	82.1	3.6	5.4	100.0	4.3	6.5	27.3	50.7	70.8	1.2
5 to 9 cows	100.4	6.8	4,440	133	4,135	412	60	654	10.6	93.2	92.4	3.0	2.1	99.1	3.2	2.3	20.0	9.0	86.0	0.8
10 to 14 cows	101.6	11.7	8,400	118	7,765	762	150	721	4.2	99.5	99.5	4.2	0.9	100.0	4.3	0.9	22.2	28.3	92.0	1.1
15 to 19 cows	102.2	16.7	12,129	718	11,629	704	494	728	4.7	99.4	98.8	4.1	2.4	99.4	4.1	2.4	50.0	54.4	94.8	0.7
20 to 29 cows	102.6	22.9	17,113	433	16,430	840	1,420	747	5.4	100.0	99.4	5.4	1.2	99.4	5.4	1.2	22.2	73.0	95.4	0.8
30 to 49 cows	96.1	35.7	28,746	143	27,558	1,405	------	806	2.9	100.0	100.0	5.8	---	100.0	5.8	----	-----	-----	95.8	0.8
50 to 74 cows	100.2	59.5	43,713	280	40,950	3,175	230	735	3.3	100.0	96.7	30.0	3.3	96.7	30.0	3.3	100.0	82.1	90.6	6.4
75 to 99 cows	98.1	82.2	66,022	------	62,385	1,468	------	803	------	100.0	100.0	27.3	---	100.0	27.3	----	-----	-----	94.5	1.8
100 to 199 cows	82.2	121.7	103,096	------	95,416	2,500	------	847	------	100.0	100.0	33.3	---	100.0	33.3	----	-----	-----	92.6	2.4
200 cows and over	------	-----	------	------	------	-----	------	------	------	------	------	-----	---	-----	-----	----	-----	-----	----	-----

[1] Quantity of milk, cream, or butter. See text discussion.

[2] Because of using a standard factor for each State in converting cream to gallons of whole milk, percentages in some size groups may add to over 100. See also text discussion.

TABLE 13.—CLASSIFICATION BY NUMBER OF COWS MILKED—RATIO OF COWS KEPT FOR MILK TO COWS MILKED; AVERAGE MILK PRODUCTION PER COW; PERCENT OF MILK SOLD AS WHOLE MILK AND AS CREAM; AND OTHER SPECIFIED AVERAGES AND PERCENTAGES; BY DIVISIONS AND STATES: 1939—Continued

(Base figures shown in table 12)

DIVISION AND STATE AND NUMBER OF COWS MILKED	Ratio of cows kept for milk to cows milked (percent)	AVERAGE PER FARM REPORTING						Annual milk production per cow milked (gallons)	PERCENT OF FARMS REPORTING COWS MILKED THAT REPORTED—					PERCENT OF FARMS REPORTING SALES OF ANY DAIRY PRODUCTS[1] THAT REPORTED—			RATIO OF BUTTER SOLD TO BUTTER CHURNED (PERCENT)		PERCENT OF MILK PRODUCED[2]—	
		Cows milked (number)	Milk produced (gallons)	Butter churned (lbs.)	Sales of—				Butter churned	Sales of—				Whole milk sold	Cream sold	Butter sold	Farms reporting	Pounds	Sold as whole milk	Sold as cream
					Whole milk (gallons)	Cream (lbs. of butterfat)	Butter (lbs.)			Any dairy products[1]	Whole milk	Cream	Butter							
NEW ENGLAND—Contd.																				
CONNECTICUT																				
Total	108.9	8.1	5,564	119	8,970	782	252	685	23.6	55.5	53.4	2.6	3.0	96.2	4.7	5.4	12.7	26.9	86.1	1.1
1 cow	115.5	1.0	537	74	316	128	74	537	29.8	12.2	10.6	0.6	1.9	86.9	5.0	15.4	6.3	6.3	6.2	0.4
2 cows	106.8	2.0	961	108	583	164	125	481	42.4	29.8	26.5	1.7	4.6	89.1	5.7	15.3	10.8	12.4	16.1	0.9
3 cows	108.6	3.0	1,362	119	970	327	112	454	42.3	49.9	44.6	4.5	7.2	89.4	9.1	14.5	17.2	16.1	31.8	3.3
4 cows	110.4	4.0	2,002	159	1,632	238	217	501	36.0	62.7	59.1	2.2	5.9	94.1	3.5	9.4	16.3	22.3	48.1	0.8
5 to 9 cows	108.5	7.0	4,458	251	4,154	627	427	638	13.4	92.2	88.7	4.0	4.3	96.3	4.3	4.7	32.2	54.6	82.7	1.7
10 to 14 cows	108.1	11.8	7,996	251	7,417	1,081	524	678	5.9	99.6	98.4	2.6	1.9	98.8	2.6	1.9	31.8	66.4	91.3	1.1
15 to 19 cows	109.9	16.7	11,827	109	11,084	1,010	190	710	4.8	99.9	99.6	3.3	1.1	99.7	3.3	1.1	22.0	38.3	93.4	0.9
20 to 29 cows	108.7	23.2	16,579	208	15,661	1,118	479	714	5.0	99.9	99.5	6.0	1.5	99.7	6.0	1.5	29.5	68.1	94.0	1.2
30 to 49 cows	106.7	36.1	26,749	587	25,171	1,087	1,659	742	4.9	100.0	100.0	5.6	1.5	100.0	5.6	1.5	30.4	86.1	94.1	0.7
50 to 74 cows	109.8	56.9	43,675	616	41,161	2,179	1,099	767	7.5	100.0	100.0	14.2	2.8	100.0	14.2	2.8	37.5	66.9	94.2	2.1
75 to 99 cows	97.1	82.9	67,305	72	63,794	1,180	------	812	16.7	100.0	100.0	16.7	——	100.0	16.7	——	-----	-----	94.8	0.9
100 cows and over	99.9	140.6	115,575	2,390	112,953	1,762	2,390	822	4.3	100.0	100.0	17.4	4.3	100.0	17.4	4.3	100.0	100.0	97.7	0.8
MIDDLE ATLANTIC																				
NEW YORK																				
Total	107.2	11.0	7,233	229	9,653	647	319	660	28.8	79.0	66.0	6.9	11.4	83.6	8.7	14.4	39.4	55.0	88.1	1.9
1 cow	124.4	1.0	528	114	266	122	93	528	49.4	21.5	8.9	1.8	12.6	41.4	8.3	58.5	25.4	20.7	4.5	1.3
2 cows	112.1	2.0	983	182	563	244	162	492	61.3	49.2	20.1	9.2	26.2	40.9	18.7	53.3	42.8	38.2	11.5	7.1
3 cows	108.3	3.0	1,521	255	1,075	359	250	507	57.0	71.4	31.1	19.5	31.2	43.5	27.3	43.7	54.7	53.8	22.0	14.3
4 cows	106.1	4.0	2,094	313	1,688	468	342	524	47.6	82.6	45.9	21.6	26.3	55.5	26.2	31.9	55.3	60.5	37.0	15.1
5 to 9 cows	105.8	6.9	4,124	418	3,947	709	538	597	22.7	95.1	78.2	12.1	12.8	82.2	12.7	13.5	56.4	72.5	74.8	6.5
10 to 14 cows	106.1	11.8	7,713	335	7,292	1,107	776	652	10.6	99.7	96.4	3.7	3.4	96.7	3.7	3.5	52.5	75.2	91.1	1.6
15 to 19 cows	106.2	16.7	11,151	221	10,584	1,261	694	667	10.4	99.9	98.8	2.1	2.2	98.9	2.1	2.2	21.3	67.1	93.7	0.7
20 to 29 cows	105.4	23.3	15,880	180	15,157	1,301	515	681	11.8	100.0	99.5	2.0	2.2	99.6	2.0	2.2	19.1	54.7	95.0	0.5
30 to 49 cows	105.0	35.4	24,816	203	23,698	1,723	462	701	11.3	100.0	99.7	3.0	2.7	99.7	3.0	2.7	23.9	54.2	95.2	0.6
50 to 74 cows	105.2	57.0	41,685	256	39,831	2,367	489	731	9.7	100.0	100.0	5.3	2.7	100.0	5.3	2.7	28.0	53.6	95.6	0.9
75 to 99 cows	107.1	83.1	64,191	4,548	59,696	2,784	5,602	772	10.3	100.0	99.3	11.0	8.1	99.3	11.0	8.1	78.6	96.8	92.3	1.5
100 to 199 cows	107.4	122.9	102,221	507	96,188	10,750	568	832	9.6	100.0	98.8	12.0	3.6	98.8	12.0	3.6	37.5	42.0	93.0	4.0
200 cows and over	101.4	250.6	223,149	------	220,862	-----	------	891	------	100.0	100.0	----	——	100.0	-----	-----	-----	-----	99.0	-----
NEW JERSEY																				
Total	104.1	10.6	8,081	128	14,185	903	238	765	22.4	55.0	52.3	1.6	3.5	95.0	2.9	6.4	15.7	29.3	91.8	0.6
1 cow	108.9	1.0	494	78	248	99	72	494	31.1	12.2	9.6	0.6	2.9	78.6	4.8	24.1	9.5	8.8	4.8	0.4
2 cows	106.5	2.0	918	119	599	266	133	459	42.9	26.7	20.9	2.2	6.1	78.3	8.3	23.0	14.3	16.0	13.6	2.1
3 cows	101.3	3.0	1,378	155	1,034	369	173	459	42.7	44.5	35.9	3.4	10.5	80.7	7.6	23.5	24.5	27.4	27.0	2.9
4 cows	105.5	4.0	1,977	192	1,871	312	253	494	38.3	59.1	50.7	3.0	12.1	85.8	5.1	20.5	31.6	41.6	48.0	1.5
5 to 9 cows	102.7	7.0	4,544	298	4,531	527	476	647	16.5	87.4	85.5	1.4	5.7	95.6	1.6	6.5	34.3	55.0	85.3	0.5
10 to 14 cows	103.4	11.9	8,635	295	8,246	1,638	548	724	4.6	98.9	98.3	1.6	1.4	99.4	1.6	1.5	31.1	57.9	95.8	1.0
15 to 19 cows	102.4	16.7	12,811	144	12,279	1,153	327	768	3.7	100.0	99.9	1.5	0.7	99.9	1.5	0.7	18.4	41.8	95.8	0.4
20 to 29 cows	102.9	23.4	18,293	132	17,707	1,249	176	783	2.8	99.8	99.7	2.0	0.5	99.8	2.0	0.5	17.6	23.4	96.5	0.4
30 to 49 cows	104.9	36.2	28,893	554	27,994	1,707	1,089	799	4.3	99.9	99.7	2.8	1.7	99.9	2.8	1.7	38.2	77.9	96.6	0.5
50 to 74 cows	100.5	57.1	47,986	127	46,885	2,331	112	841	1.7	100.0	100.0	3.4	1.1	100.0	3.4	1.1	66.7	59.2	97.7	0.5
75 to 99 cows	99.6	84.8	76,783	360	75,461	-----	600	906	8.1	100.0	100.0	----	2.7	100.0	-----	2.7	33.3	55.6	98.3	-----
100 to 199 cows	98.4	129.6	116,477	400	113,282	4,064	300	899	2.4	100.0	100.0	9.5	2.4	100.0	9.5	2.4	100.0	75.0	97.3	1.1
200 cows and over	100.5	378.7	353,504	3,100	348,978	2,060	2,850	934	11.1	100.0	100.0	5.6	11.1	100.0	5.6	11.1	100.0	91.9	98.7	0.1
PENNSYLVANIA																				
Total	105.6	6.4	3,935	230	6,324	570	297	620	36.5	68.8	50.1	7.7	15.1	72.8	11.2	22.0	41.4	53.3	80.5	3.4
1 cow	115.8	1.0	467	107	266	122	87	467	52.7	19.7	6.9	1.3	12.9	34.9	6.4	65.7	24.5	20.0	3.9	1.0
2 cows	106.9	2.0	868	176	595	224	148	434	63.5	46.4	15.8	7.4	27.9	34.1	15.8	60.1	44.0	36.9	10.9	5.8
3 cows	105.7	3.0	1,363	249	1,141	350	235	454	59.1	70.1	27.6	16.8	32.3	39.4	24.0	46.1	54.7	51.6	23.1	13.2
4 cows	105.5	4.0	1,915	316	1,765	458	321	479	47.9	84.9	42.5	21.8	28.4	50.1	25.7	33.5	59.3	60.2	39.2	15.9
5 to 9 cows	104.0	6.8	3,917	441	3,847	681	564	574	20.4	96.5	78.8	11.6	11.4	81.6	12.0	11.9	56.0	71.6	77.3	6.1
10 to 14 cows	104.3	11.6	7,549	491	7,172	1,260	1,019	650	8.2	99.6	96.2	3.5	3.0	96.5	3.5	3.0	36.8	76.2	91.4	1.8
15 to 19 cows	103.4	16.5	11,359	461	10,873	1,681	1,204	687	6.3	99.9	98.5	2.1	1.8	98.6	2.1	1.8	28.9	75.3	94.3	1.0
20 to 29 cows	102.8	22.7	16,055	872	15,356	1,297	1,972	707	6.2	99.9	99.1	2.9	2.3	99.2	2.9	2.3	37.7	85.2	94.8	0.7
30 to 49 cows	103.2	34.7	25,186	1,491	23,914	1,595	2,983	725	6.4	100.0	99.3	4.8	2.9	99.3	4.8	2.9	44.9	89.8	94.3	0.9
50 to 74 cows	103.4	57.0	44,136	2,551	40,643	3,832	4,018	774	11.9	99.4	99.4	13.6	6.8	100.0	13.7	6.9	57.1	90.7	91.6	3.6
75 to 99 cows	110.9	84.3	68,546	7,146	61,351	5,266	8,535	813	15.4	100.0	100.0	12.8	12.8	100.0	12.8	12.8	85.3	98.5	89.5	3.0
100 to 199 cows	102.6	132.3	114,804	10,444	109,019	8,942	8,087	866	12.9	100.0	96.8	16.1	12.9	96.8	16.1	12.9	100.0	77.4	92.1	3.8
200 cows and over	98.0	358.5	320,296	------	300,901	12,000	------	893	------	100.0	100.0	16.7	——	100.0	16.7	——	-----	-----	93.9	1.9
EAST NORTH CENTRAL																				
OHIO																				
Total	106.4	5.0	2,659	156	3,847	547	314	553	34.7	78.3	42.1	35.5	4.5	55.8	45.4	5.8	13.0	30.1	61.0	21.0
1 cow	121.6	1.0	455	90	268	117	85	453	48.9	25.6	7.5	14.3	5.2	29.2	55.9	20.5	10.7	10.0	4.4	10.6
2 cows	111.8	2.0	877	114	655	225	156	439	46.6	66.5	19.6	43.5	6.9	29.5	65.5	10.3	14.7	17.6	14.6	31.9
3 cows	108.0	3.0	1,370	128	1,162	357	220	457	59.0	87.8	31.8	54.4	5.8	36.2	62.0	6.6	14.8	25.6	27.0	40.5
4 cows	105.7	4.0	1,891	135	1,677	490	298	473	34.3	94.7	41.9	53.1	4.5	44.2	56.0	4.7	13.0	28.8	37.1	39.3
5 to 9 cows	105.5	6.5	3,545	170	3,221	799	520	516	25.7	98.0	61.2	38.3	3.2	62.5	39.0	3.5	12.5	38.3	59.0	26.1
10 to 14 cows	102.6	11.3	6,575	242	6,244	1,434	955	580	17.6	99.6	84.2	18.0	2.4	84.5	18.0	2.4	13.5	52.3	79.9	11.2
15 to 19 cows	102.2	16.3	10,155	359	9,570	1,969	1,352	621	13.3	99.9	92.0	11.0	2.3	92.1	11.0	2.3	17.1	64.5	86.9	6.1
20 to 29 cows	102.4	22.5	14,347	462	13,545	2,182	1,471	659	11.5	100.0	95.8	8.3	2.6	95.8	8.3	2.6	22.4	71.4	90.4	3.6
30 to 49 cows	103.8	34.8	24,130	608	22,526	2,866	1,483	694	12.1	100.0	97.2	9.7	3.5	97.2	9.7	3.5	29.0	70.7	90.7	3.3
50 to 74 cows	102.5	57.7	41,024	1,654	38,605	2,798	2,789	711	15.3	98.6	97.2	9.7	8.3	98.6	9.9	8.5	54.5	93.1	91.5	1.9
75 to 99 cows	96.7	90.7	80,944	13,780	70,844	6,545	20,570	892	16.7	100.0	100.0	11.1	11.1	100.0	11.1	11.1	66.7	99.5	87.5	2.6
100 cows and over	106.0	151.8	142,009	10,370	120,425	13,420	12,408	936	33.3	100.0	100.0	27.8	27.8	100.0	27.8	27.8	83.3	99.7	84.8	7.5

[1] Quantity of milk, cream, or butter. See text discussion.

[2] Because of using a standard factor for each State in converting cream to gallons of whole milk, percentages in some size groups may add to over 100. See also text discussion.

TABLE 13.—CLASSIFICATION BY NUMBER OF COWS MILKED—RATIO OF COWS KEPT FOR MILK TO COWS MILKED; AVERAGE MILK PRODUCTION PER COW; PERCENT OF MILK SOLD AS WHOLE MILK AND AS CREAM; AND OTHER SPECIFIED AVERAGES AND PERCENTAGES; BY DIVISIONS AND STATES: 1939—Continued

(Base figures shown in table 12)

DIVISION AND STATE AND NUMBER OF COWS MILKED	Ratio of cows kept for milk to cows milked (percent)	AVERAGE PER FARM REPORTING						Annual milk production per cow milked (gallons)	PERCENT OF FARMS REPORTING COWS MILKED THAT REPORTED—					PERCENT OF FARMS REPORTING SALES OF ANY DAIRY PRODUCTS[1] THAT REPORTED—			RATIO OF BUTTER SOLD TO BUTTER CHURNED (PERCENT)		PERCENT OF MILK PRODUCED[2]—	
		Cows milked (number)	Milk produced (gallons)	Butter churned (lbs.)	Sales of—				Butter churned	Sales of—				Whole milk sold	Cream sold	Butter sold	Farms reporting	Pounds	Sold as whole milk	Sold as cream
					Whole milk (gallons)	Cream (lbs. of butterfat)	Butter (lbs.)			Any dairy products[1]	Whole milk	Cream	Butter							
EAST NORTH CENTRAL—Continued																				
INDIANA																				
Total	107.1	4.5	2,269	98	3,162	545	300	500	31.4	79.6	36.9	43.4	2.5	46.4	54.6	3.1	7.9	24.1	51.4	29.0
1 cow	125.5	1.0	432	68	304	110	73	432	45.2	30.0	6.4	21.5	3.0	21.5	71.6	9.8	6.5	7.0	4.5	15.2
2 cows	111.9	2.0	842	81	685	215	125	421	41.2	73.2	20.2	52.0	3.3	27.6	71.1	4.6	8.1	12.5	16.5	37.0
3 cows	108.5	3.0	1,326	89	1,154	346	180	442	33.0	90.5	33.0	58.1	2.5	36.5	64.2	2.8	7.6	15.4	28.7	42.1
4 cows	106.0	4.0	1,814	95	1,592	485	264	453	28.6	95.3	41.0	55.6	2.1	43.0	58.3	2.3	7.5	20.8	36.0	41.3
5 to 9 cows	103.1	6.4	3,117	129	2,863	825	498	489	22.1	98.2	54.4	46.1	1.9	55.4	47.0	2.0	8.7	33.6	49.9	34.0
10 to 14 cows	102.0	11.3	6,195	216	5,757	1,560	1,001	549	16.0	99.7	73.5	30.2	1.8	73.7	30.3	1.8	11.5	53.1	68.3	21.2
15 to 19 cows	101.7	16.4	9,670	311	9,057	2,284	1,419	591	12.1	99.9	84.8	20.5	1.8	84.9	20.5	1.8	14.4	65.8	79.4	13.5
20 to 29 cows	102.6	22.5	14,487	569	13,721	2,865	2,207	643	10.9	99.9	90.0	15.0	2.3	90.1	15.0	2.3	20.7	80.3	85.3	8.2
30 to 49 cows	103.1	34.2	23,054	604	21,564	3,871	2,832	674	14.5	99.7	93.4	14.2	2.4	93.7	14.2	2.4	16.7	78.2	87.3	6.6
50 to 74 cows	105.5	56.4	41,597	2,051	39,472	2,118	2,652	738	10.9	100.0	100.0	10.9	7.3	100.0	10.9	7.3	66.7	86.2	94.9	1.5
75 to 99 cows	101.3	85.8	69,595	750	62,282	7,326	260	812	16.7	100.0	100.0	25.0	8.3	100.0	25.0	8.3	50.0	17.3	89.5	7.3
100 to 199 cows	86.8	142.0	96,081	3,000	94,154	23,666	3,000	677	14.3	100.0	85.7	28.6	14.3	85.7	28.6	14.3	100.0	100.0	84.0	19.6
200 cows and over																				
ILLINOIS																				
Total	109.9	5.3	2,865	107	5,137	515	299	537	45.3	76.9	32.0	45.3	3.4	41.6	58.9	4.4	7.5	20.8	57.4	25.0
1 cow	133.8	1.0	437	67	254	103	73	437	54.8	23.2	3.9	17.2	3.3	16.9	73.9	14.2	6.0	6.5	2.3	12.5
2 cows	118.0	2.0	827	85	604	196	123	413	59.7	62.2	10.6	50.0	4.3	17.0	80.4	6.9	7.2	10.4	7.7	36.5
3 cows	112.8	3.0	1,270	98	1,038	309	191	423	56.7	83.6	18.8	64.4	4.2	22.4	77.1	5.1	7.5	14.4	15.3	48.2
4 cows	109.0	4.0	1,749	110	1,515	429	269	437	51.0	91.9	26.0	66.5	3.8	28.3	72.4	4.2	7.5	18.4	22.6	50.1
5 to 9 cows	106.1	6.4	3,110	138	3,096	702	452	483	39.0	96.9	45.2	53.7	3.1	46.6	55.4	3.2	8.0	26.2	45.0	37.2
10 to 14 cows	104.9	11.4	6,565	214	6,422	1,326	849	577	20.0	99.6	74.7	28.1	2.3	75.0	28.2	2.3	11.6	46.0	75.1	17.4
15 to 19 cows	105.3	16.5	10,928	315	10,634	2,006	1,172	662	9.2	99.8	87.5	15.7	1.5	87.6	15.7	1.5	16.0	59.5	85.1	8.8
20 to 29 cows	105.6	22.9	16,507	319	16,063	2,712	1,265	722	6.6	99.9	92.9	10.6	1.0	92.9	10.6	1.0	15.8	62.7	90.4	5.3
30 to 49 cows	102.8	34.9	26,360	339	25,501	3,262	1,934	758	6.2	99.9	96.9	6.4	0.7	97.0	6.4	0.7	10.8	61.6	93.7	2.4
50 to 74 cows	104.5	56.6	45,743	2,220	43,726	3,682	9,498	808	7.6	100.0	99.2	8.4	1.7	99.2	8.4	1.7	22.2	95.1	94.8	2.1
75 to 99 cows	109.7	83.4	69,778	2,100	68,402	10,875	2,100	837	5.9	100.0	94.1	11.8	5.9	94.1	11.8	5.9	100.0	100.0	92.3	5.6
100 to 199 cows	103.2	119.0	90,344	100	96,862	6,500	100	759	16.7	100.0	83.3	16.7	16.7	83.3	16.7	16.7	100.0	100.0	89.3	3.7
200 cows and over																				
MICHIGAN																				
Total	106.3	6.0	3,598	184	4,555	896	354	603	25.8	84.2	42.2	42.2	4.3	50.1	50.1	5.2	16.9	32.3	53.4	32.5
1 cow	123.8	1.0	510	101	300	140	87	510	42.7	24.1	8.3	11.6	5.2	34.6	48.2	21.6	12.2	10.6	4.9	9.9
2 cows	112.9	2.0	1,012	145	733	267	146	506	40.0	68.3	21.9	42.2	7.8	32.1	61.8	11.4	19.5	19.6	15.9	34.5
3 cows	109.9	3.0	1,601	175	1,290	429	238	534	29.9	89.9	31.5	56.3	6.7	35.0	62.7	7.5	22.4	30.6	25.4	46.8
4 cows	107.3	4.0	2,209	189	1,898	590	330	552	25.1	95.7	38.2	57.3	4.9	39.9	59.9	5.1	19.5	34.1	32.8	47.4
5 to 9 cows	104.5	6.7	3,911	225	3,636	1,023	517	588	20.2	98.6	50.5	49.8	3.2	51.2	50.5	3.3	15.9	36.6	46.9	40.4
10 to 14 cows	102.2	11.3	7,110	308	6,676	1,819	909	627	14.7	99.6	68.1	35.1	2.3	68.3	35.2	2.3	15.4	45.3	63.9	27.8
15 to 19 cows	101.9	16.4	10,840	343	10,153	2,530	916	662	10.3	99.9	80.5	24.8	1.9	80.6	24.8	1.9	18.2	48.6	75.4	17.9
20 to 29 cows	100.8	22.5	15,338	570	14,339	3,329	1,926	683	8.6	100.0	85.9	20.7	1.7	85.9	20.7	1.7	20.2	68.3	80.3	13.9
30 to 49 cows	101.3	34.5	24,381	1,066	22,325	4,536	2,655	706	7.6	99.8	91.5	17.7	2.4	91.7	17.7	2.4	31.6	78.7	83.8	10.2
50 to 74 cows	108.4	56.8	46,015	3,508	41,268	4,933	5,162	810	4.8	100.0	98.4	19.4	3.2	98.4	19.4	3.2	66.7	98.1	88.2	6.4
75 to 99 cows	107.6	81.4	67,898	4,824	62,206	4,311	4,824	834	7.7	100.0	100.0	23.1	7.7	100.0	23.1	7.7	100.0	100.0	91.6	4.5
100 cows and over	97.6	143.8	120,087	5,594	110,876	4,509	5,594	835	5.3	100.0	100.0	31.6	5.3	100.0	31.6	5.3	100.0	100.0	92.3	5.7
WISCONSIN																				
Total	108.2	12.1	7,895	210	8,258	1,833	682	653	4.8	95.6	73.2	24.2	0.6	76.6	25.3	0.7	13.5	43.8	76.6	17.7
1 cow	140.3	1.0	497	91	354	145	68	497	29.2	24.9	16.1	7.1	2.6	64.5	28.4	10.6	9.0	6.8	11.5	6.5
2 cows	117.9	2.0	1,002	129	817	254	124	501	25.8	71.2	43.3	26.9	3.8	60.8	37.8	5.4	14.9	14.3	35.3	21.6
3 cows	114.7	3.0	1,582	149	1,373	388	199	527	15.6	92.7	58.2	35.2	2.7	62.7	37.9	5.0	17.6	23.8	50.5	27.3
4 cows	112.5	4.0	2,192	165	1,966	584	335	548	9.8	97.4	62.8	36.1	1.6	64.5	37.0	1.6	15.9	32.4	58.3	29.5
5 to 9 cows	111.1	7.2	4,332	206	4,135	1,117	583	601	4.2	99.4	71.0	30.2	0.6	71.4	30.4	0.6	13.2	37.4	67.8	24.6
10 to 14 cows	107.8	11.9	7,692	302	7,442	1,975	1,126	644	1.9	99.9	78.1	23.6	0.3	78.5	23.6	0.3	13.4	49.8	75.6	19.1
15 to 19 cows	106.5	16.6	11,076	379	10,710	2,829	1,446	666	1.4	100.0	81.1	21.0	0.2	81.1	21.0	0.2	14.4	54.8	78.5	17.0
20 to 29 cows	104.5	22.8	15,564	493	15,065	3,802	1,799	683	1.4	100.0	84.3	18.4	0.3	84.3	18.4	0.3	18.3	68.7	81.6	14.2
30 to 49 cows	103.5	34.3	24,165	914	23,025	5,514	3,065	705	1.0	100.0	89.5	14.3	0.3	89.5	14.3	0.3	25.7	88.2	85.3	10.3
50 to 74 cows	104.4	56.2	43,523	6,339	39,311	7,573	7,020	775	4.7	100.0	90.5	22.7	4.3	90.5	22.7	4.3	90.0	99.7	81.8	12.5
75 to 99 cows	105.3	82.3	64,208	13,848	53,916	7,748	13,848	780	6.5	100.0	96.8	22.6	6.5	96.8	22.6	6.5	100.0	100.0	81.3	8.6
100 to 199 cows	92.8	129.5	109,856	22,064	91,040	12,908	22,064	848	17.6	100.0	100.0	11.8	17.6	100.0	11.8	17.6	100.0	100.0	82.9	4.4
200 cows and over	96.2	329.6	283,396	13,860	263,359	15,996	13,680	860	20.0	100.0	100.0	20.0	20.0	100.0	20.0	20.0	100.0	98.7	92.9	5.6
WEST NORTH CENTRAL																				
MINNESOTA																				
Total	109.5	9.0	4,999	171	6,153	1,453	416	558	18.1	93.2	11.9	83.1	1.0	12.8	89.1	1.1	5.4	13.1	14.7	76.5
1 cow	146.2	1.0	509	95	229	125	70	509	39.1	23.6	6.8	15.8	2.0	29.0	67.1	8.5	5.1	5.8	3.1	12.3
2 cows	124.4	2.0	969	134	553	230	105	485	40.1	67.9	10.8	57.2	3.1	15.9	84.3	4.5	7.7	6.0	6.2	42.9
3 cows	122.1	3.0	1,475	148	940	368	151	492	33.2	90.9	10.0	82.6	2.0	11.1	91.0	2.2	6.0	6.2	6.4	65.2
4 cows	117.6	4.0	2,032	153	1,576	533	189	508	26.7	96.5	9.8	88.3	1.5	10.2	91.5	1.6	5.7	7.0	7.8	73.2
5 to 9 cows	111.3	7.1	3,738	172	3,335	1,046	390	529	17.9	99.3	9.4	91.5	0.9	9.5	92.2	0.9	4.7	10.8	8.4	80.9
10 to 14 cows	106.6	11.6	6,450	222	6,337	1,841	824	556	11.3	99.8	12.3	89.3	0.5	12.4	89.5	0.5	4.5	16.9	12.1	80.5
15 to 19 cows	105.5	16.4	9,596	292	9,463	2,755	1,378	583	7.2	100.0	18.1	84.8	0.5	18.1	84.8	0.5	6.5	30.5	17.8	76.9
20 to 29 cows	103.6	22.3	13,755	388	13,881	3,837	1,533	616	5.6	100.0	26.8	77.5	0.4	26.8	77.5	0.4	7.8	32.7	27.0	68.5
30 to 49 cows	102.3	34.1	22,720	831	22,305	5,611	3,770	667	4.2	100.0	49.5	69.6	0.7	49.5	69.6	0.7	15.8	71.8	48.6	46.5
50 to 74 cows	109.9	57.7	43,953	6,000	41,533	7,752	6,000	762	1.2	100.0	86.2	27.5	1.2	86.2	27.5	1.2	100.0	100.0	81.5	15.5
75 to 99 cows	108.6	82.6	71,067	8,374	61,447	6,084	8,374	860	12.5	100.0	100.0	12.5	12.5	100.0	12.5	12.5	100.0	100.0	86.5	5.4
100 cows and over	107.4	144.7	125,085	500	118,234	988	———	865	16.7	100.0	100.0	33.3	——	100.0	33.3	——	———	———	94.5	0.8

[1] Quantity of milk, cream, or butter. See text discussion.

[2] Because of using a standard factor for each State in converting cream to gallons of whole milk, percentages in some size groups may add to over 100. See also text discussion.

TABLE 13.—CLASSIFICATION BY NUMBER OF COWS MILKED—RATIO OF COWS KEPT FOR MILK TO COWS MILKED; AVERAGE MILK PRODUCTION PER COW; PERCENT OF MILK SOLD AS WHOLE MILK AND AS CREAM; AND OTHER SPECIFIED AVERAGES AND PERCENTAGES; BY DIVISIONS AND STATES: 1939—Continued

(Base figures shown in table 12)

DIVISION AND STATE AND NUMBER OF COWS MILKED	Ratio of cows kept for milk to cows milked (percent)	AVERAGE PER FARM REPORTING						Annual milk production per cow milked (gallons)	PERCENT OF FARMS REPORTING COWS MILKED THAT REPORTED—					PERCENT OF FARMS REPORTING SALES OF ANY DAIRY PRODUCTS[1] THAT REPORTED—			RATIO OF BUTTER SOLD TO BUTTER CHURNED (PERCENT)		PERCENT OF MILK PRODUCED[2]—	
		Cows milked (number)	Milk produced (gallons)	Butter churned (lbs.)	Sales of—				Butter churned	Sales of—				Whole milk sold	Cream sold	Butter sold	Farms reporting	Pounds	Sold as whole milk	Sold as cream
					Whole milk (gallons)	Cream (lbs. of butterfat)	Butter (lbs.)			Any dairy products[1]	Whole milk	Cream	Butter							
WEST NORTH CENTRAL—Continued																				
IOWA																				
Total	110.7	6.7	3,398	120	4,406	963	317	505	28.5	88.3	8.1	81.5	1.2	9.2	92.2	1.3	4.2	11.0	10.5	73.2
1 cow	149.0	1.0	493	79	259	120	79	493	39.7	25.9	4.2	21.2	1.5	16.0	81.7	5.9	3.9	3.9	2.2	16.3
2 cows	124.8	2.0	921	99	555	221	120	461	43.9	67.5	5.3	62.2	2.0	7.9	92.2	2.9	4.5	5.5	3.1	47.3
3 cows	119.6	3.0	1,395	107	919	344	153	465	40.3	88.7	5.9	83.4	1.8	6.6	94.0	2.0	4.4	6.4	3.9	65.2
4 cows	114.3	4.0	1,885	110	1,386	475	198	471	35.3	94.8	5.7	89.9	1.4	6.0	94.9	1.4	3.8	6.9	4.2	71.8
5 to 9 cows	109.1	6.7	3,243	126	2,707	852	317	486	26.6	98.4	7.4	92.3	1.0	7.6	93.8	1.0	3.8	9.4	6.2	76.9
10 to 14 cows	105.6	11.4	5,826	171	5,286	1,580	640	510	14.8	99.7	11.2	90.5	0.7	11.2	90.8	0.7	4.8	17.9	10.1	77.8
15 to 19 cows	104.9	16.4	8,846	253	8,292	2,429	1,302	541	9.9	99.9	16.1	87.1	0.7	16.1	87.2	0.7	7.4	38.3	15.1	75.8
20 to 29 cows	102.6	22.2	12,627	341	12,020	3,373	1,613	579	8.7	99.9	25.0	80.5	0.9	25.0	80.6	0.9	10.9	51.5	23.8	68.2
30 to 49 cows	101.6	34.2	21,381	1,006	19,999	4,681	2,646	625	8.8	100.0	50.2	65.4	2.5	50.2	65.4	2.5	28.0	73.6	46.9	45.4
50 to 74 cows	101.5	56.7	40,971	1,313	37,100	7,274	1,750	722	5.2	100.0	81.0	39.7	3.4	81.0	39.7	3.4	66.7	88.8	73.4	22.3
75 to 99 cows	111.2	88.5	81,205	———	83,892	14,539	———	917	———	100.0	81.8	27.3	—	81.8	27.3	—	———	———	84.5	15.5
100 cows and over	93.0	157.8	130,049	———	125,985	6,106	———	824	———	100.0	100.0	30.0	—	100.0	30.0	—	———	———	95.3	4.5
MISSOURI																				
Total	109.4	3.8	1,538	94	2,708	403	172	403	76.2	61.4	16.9	43.5	4.8	27.5	70.8	7.8	6.2	11.4	29.7	32.8
1 cow	132.1	1.0	434	77	208	93	68	434	77.1	19.7	3.5	12.9	4.6	18.0	65.4	23.3	5.9	5.2	1.7	7.9
2 cows	115.0	2.0	743	91	465	159	97	372	80.9	49.5	7.8	38.3	6.1	15.8	77.4	12.3	7.5	8.0	4.9	23.6
3 cows	109.7	3.0	1,072	94	792	240	131	357	79.3	72.4	14.1	57.0	5.2	19.5	78.7	7.2	6.5	9.2	10.4	36.7
4 cows	106.4	4.0	1,434	96	1,130	331	170	358	77.8	84.1	18.7	65.2	4.4	22.2	77.6	5.8	5.7	10.2	14.7	43.3
5 to 9 cows	102.9	6.3	2,402	104	2,127	560	285	381	73.0	93.7	30.3	65.3	3.8	32.3	69.7	4.0	5.2	14.2	26.8	43.8
10 to 14 cows	101.1	11.2	4,781	136	4,362	1,090	586	426	62.8	99.3	51.9	51.2	3.7	52.3	51.5	3.8	6.0	25.8	47.4	33.6
15 to 19 cows	102.8	16.3	7,884	180	7,342	1,631	985	484	52.5	99.9	69.8	36.7	3.9	69.8	36.7	3.9	7.4	40.3	65.0	21.9
20 to 29 cows	105.4	22.5	12,467	264	11,652	2,220	1,364	553	46.0	100.0	80.3	27.9	5.0	80.3	27.9	5.0	10.8	55.7	75.0	14.3
30 to 49 cows	106.5	35.0	21,657	402	20,172	2,642	2,108	619	34.4	99.8	89.3	24.0	4.5	89.5	24.0	4.5	13.1	68.8	83.3	8.4
50 to 74 cows	108.9	57.3	39,874	644	35,825	5,451	1,962	696	25.3	100.0	93.7	22.8	6.3	93.7	22.8	6.3	25.0	76.2	84.2	9.0
75 to 99 cows	109.3	81.0	68,469	2,338	61,468	5,800	2,935	820	20.0	100.0	95.0	35.0	15.0	95.0	35.0	15.0	75.0	94.1	87.9	8.8
100 to 199 cows	104.2	121.8	99,400	75	99,255	24,000	———	816	16.7	100.0	91.7	8.3	—	91.7	8.3	—	———	———	91.5	5.8
200 cows and over	110.5	277.4	231,340	———	246,935	33,450	———	834	———	100.0	80.0	40.0	—	80.0	40.0	—	———	———	85.4	16.7
NORTH DAKOTA																				
Total	114.5	7.0	3,320	182	3,342	825	180	472	86.0	90.7	3.6	87.6	5.4	4.0	96.6	5.9	6.3	6.2	3.6	69.5
1 cow	161.1	1.0	464	84	191	108	62	464	61.6	19.9	2.6	14.9	3.6	13.3	75.0	18.0	5.8	4.3	1.1	11.0
2 cows	137.8	2.0	917	132	356	180	97	458	81.8	60.8	3.3	54.2	6.8	5.4	89.2	11.2	8.3	6.1	1.3	34.0
3 cows	131.2	3.0	1,411	153	531	283	118	470	85.1	85.5	2.8	80.9	7.5	3.3	94.6	8.8	8.8	6.8	1.1	51.7
4 cows	122.9	4.0	1,906	167	773	397	157	477	86.2	94.3	3.1	90.8	6.6	3.2	96.3	7.0	7.7	7.2	1.2	60.3
5 to 9 cows	114.8	6.8	3,230	186	1,487	744	188	476	88.8	98.8	2.7	96.9	5.4	2.7	98.1	5.5	6.1	6.2	1.2	71.3
10 to 14 cows	108.2	11.3	5,286	215	3,093	1,273	258	464	89.0	99.8	4.3	97.6	4.1	4.3	97.8	4.1	4.6	5.6	2.5	75.3
15 to 19 cows	106.5	16.3	7,409	235	6,710	1,792	270	455	86.1	100.0	9.1	95.3	4.1	9.1	95.3	4.1	4.8	5.6	8.3	73.5
20 to 29 cows	105.4	22.2	11,093	252	10,375	2,558	448	500	76.6	100.0	19.0	90.9	3.0	19.0	90.9	3.0	4.0	7.0	17.8	66.9
30 to 49 cows	109.3	34.7	20,964	338	21,413	3,451	475	604	48.0	100.0	52.0	65.7	5.9	52.0	65.7	5.9	12.2	17.2	53.1	34.5
50 to 74 cows	132.9	60.8	46,100	2,000	39,700	2,610	2,000	758	20.0	100.0	100.0	40.0	20.0	100.0	40.0	20.0	100.0	100.0	86.1	7.2
75 cows and over	118.9	87.2	60,087	360	50,589	5,282	———	689	25.0	100.0	100.0	50.0	—	100.0	50.0	—	———	———	84.2	14.0
SOUTH DAKOTA																				
Total	116.0	6.5	2,653	137	3,570	716	220	407	67.2	84.9	5.4	80.3	2.9	6.3	94.6	3.5	4.4	7.0	7.2	69.3
1 cow	172.6	1.0	401	70	178	101	63	401	49.9	14.8	2.6	10.8	1.9	17.8	72.8	13.0	3.9	3.5	1.2	8.7
2 cows	138.2	2.0	748	102	345	166	99	374	69.8	47.2	3.5	42.3	3.2	7.5	89.8	6.8	4.6	4.4	1.6	30.0
3 cows	131.3	3.0	1,154	120	729	256	113	385	72.1	77.4	3.7	73.1	3.6	4.8	94.4	4.6	5.0	4.7	2.3	51.8
4 cows	123.5	4.0	1,562	125	974	358	148	390	71.4	90.8	3.7	87.0	3.3	4.1	95.8	3.6	4.6	5.5	2.3	63.8
5 to 9 cows	115.0	6.7	2,674	139	1,969	657	206	396	69.3	97.8	4.5	94.1	3.0	4.6	96.2	3.0	4.3	6.3	3.3	73.9
10 to 14 cows	107.9	11.2	4,618	168	3,881	1,164	282	411	65.3	99.7	7.9	94.2	2.8	8.0	94.5	2.8	4.3	7.2	6.7	76.0
15 to 19 cows	105.8	16.2	6,982	203	6,410	1,726	555	430	63.7	99.8	15.2	89.4	2.7	15.2	89.6	2.7	4.2	11.5	13.9	70.7
20 to 29 cows	103.0	22.3	10,682	206	10,964	2,344	660	479	53.5	100.0	30.0	61.4	1.5	30.0	81.4	1.5	2.7	8.7	30.8	57.1
30 to 49 cows	103.5	34.0	20,043	464	19,872	2,879	1,993	589	42.7	100.0	61.2	57.3	5.8	61.2	57.3	5.8	13.6	58.6	60.6	26.3
50 cows and over	117.2	64.6	55,567	5,448	48,437	3,108	8,072	860	35.3	100.0	94.1	35.3	23.5	94.1	55.3	25.5	66.7	98.8	82.0	6.3
NEBRASKA																				
Total	107.9	5.4	2,418	115	2,917	595	208	447	77.9	86.7	9.7	78.5	2.8	11.2	90.6	3.2	3.6	6.5	11.7	61.7
1 cow	141.5	1.0	474	69	220	101	70	474	60.0	25.8	4.3	20.5	2.4	16.7	79.4	9.3	4.0	4.0	2.0	13.9
2 cows	123.0	2.0	891	91	501	190	104	445	76.2	67.2	5.7	61.0	2.9	8.5	90.9	4.4	3.8	4.4	3.2	41.5
3 cows	114.4	3.0	1,339	101	886	294	134	446	79.4	89.2	6.9	82.6	3.1	7.7	92.6	3.5	4.0	5.3	4.6	57.9
4 cows	110.3	4.0	1,776	106	1,318	403	170	444	80.7	95.1	8.2	87.7	3.2	8.6	92.2	3.4	3.9	6.3	6.1	63.5
5 to 9 cows	105.8	6.5	2,841	123	2,404	661	233	439	81.0	98.4	10.9	89.6	2.6	11.1	91.0	2.7	3.2	6.1	9.2	66.5
10 to 14 cows	100.6	11.2	4,920	153	4,594	1,132	380	440	79.4	99.6	15.7	88.2	2.6	15.7	88.5	2.6	3.3	8.2	14.6	64.8
15 to 19 cows	98.9	16.2	7,433	183	7,288	1,646	481	459	75.7	99.8	22.3	85.2	3.0	22.3	85.4	3.0	3.9	10.3	21.8	60.2
20 to 29 cows	95.1	22.4	11,123	221	10,754	2,227	729	498	66.7	99.7	38.6	76.6	4.3	38.7	76.8	4.3	6.4	21.1	37.3	48.9
30 to 49 cows	101.5	34.4	25,279	506	20,475	3,494	2,866	677	45.9	99.1	69.7	59.6	5.5	70.4	60.2	5.6	12.0	68.0	61.3	28.6
50 to 74 cows	98.1	62.2	48,161	517	41,135	2,780	1,000	774	23.1	100.0	100.0	46.2	7.7	100.0	46.2	7.7	33.3	64.5	85.4	8.5
75 to 99 cows	104.9	87.8	88,862	———	84,094	5,110	———	1,012	———	100.0	100.0	16.7	—	100.0	16.7	—	———	———	94.6	3.1
100 cows and over	114.2	157.0	122,825	———	122,152	———	———	897	———	100.0	100.0	—	—	100.0	———	—	———	———	99.5	———

[1] Quantity of milk, cream, or butter. See text discussion.

[2] Because of using a standard factor for each State in converting cream to gallons of whole milk, percentages in some size groups may add to over 100. See also text discussion.

TABLE 13.—CLASSIFICATION BY NUMBER OF COWS MILKED—RATIO OF COWS KEPT FOR MILK TO COWS MILKED; AVERAGE MILK PRODUCTION PER COW; PERCENT OF MILK SOLD AS WHOLE MILK AND AS CREAM; AND OTHER SPECIFIED AVERAGES AND PERCENTAGES; BY DIVISIONS AND STATES: 1939—Continued

(Base figures shown in table 12)

DIVISION AND STATE AND NUMBER OF COWS MILKED	Ratio of cows kept for milk to cows milked (percent)	AVERAGE PER FARM REPORTING						Annual milk production per cow milked (gallons)	PERCENT OF FARMS REPORTING COWS MILKED THAT REPORTED—					PERCENT OF FARMS REPORTING SALES OF ANY DAIRY PRODUCTS[1] THAT REPORTED—			RATIO OF BUTTER SOLD TO BUTTER CHURNED (PERCENT)		PERCENT OF MILK PRODUCED[2]—	
		Cows milked (number)	Milk produced (gallons)	Butter churned (lbs.)	Sales of—				Butter churned	Sales of—				Whole milk sold	Cream sold	Butter sold	Farms reporting	Pounds	Sold as whole milk	Sold as cream
					Whole milk (gallons)	Cream (lbs. of butterfat)	Butter (lbs.)			Any dairy products[1]	Whole milk	Cream	Butter							
WEST NORTH CENTRAL—Continued																				
KANSAS																				
Total	106.0	5.0	2,222	94	3,165	577	193	440	68.2	81.3	13.8	69.2	2.9	17.0	85.1	3.6	4.3	8.7	19.7	56.4
1 cow	134.0	1.0	465	69	198	101	67	465	61.6	24.5	4.3	18.0	3.3	17.7	73.6	15.5	5.4	5.3	1.8	12.3
2 cows	116.1	2.0	834	83	497	188	104	417	70.8	64.1	8.1	55.3	3.6	12.7	86.2	5.6	5.1	6.3	4.8	39.1
3 cows	110.7	3.0	1,251	88	859	292	133	417	71.1	87.1	10.7	77.3	3.1	12.2	88.7	3.5	4.3	6.5	7.3	56.7
4 cows	107.2	4.0	1,675	91	1,178	410	166	419	70.8	94.5	11.8	84.4	2.6	12.5	89.3	2.8	3.7	6.8	8.3	64.9
5 to 9 cows	105.2	6.4	2,710	101	2,154	674	245	421	70.1	98.2	15.6	85.5	2.6	15.9	87.1	2.7	3.8	9.2	12.4	66.8
10 to 14 cows	100.4	11.1	4,948	125	4,526	1,195	443	444	64.8	99.6	26.9	77.9	2.5	27.0	78.2	2.5	3.8	13.4	24.6	59.1
15 to 19 cows	98.8	16.2	8,111	149	7,740	1,728	628	501	51.7	99.9	49.2	61.3	2.1	49.2	61.4	2.1	4.1	17.4	46.9	41.0
20 to 29 cows	100.1	22.5	12,769	163	11,858	2,365	610	567	38.7	99.9	69.1	47.1	2.2	69.2	47.1	2.2	5.8	21.7	64.2	27.5
30 to 49 cows	102.5	34.8	22,364	423	19,967	2,761	1,616	643	27.2	99.7	87.7	35.6	4.9	68.0	35.7	4.9	17.9	68.2	78.3	13.8
50 to 74 cows	101.3	56.3	40,857	208	37,257	3,206	1,200	726	23.1	100.0	96.2	28.8	1.9	96.2	28.8	1.9	8.3	48.1	87.7	7.1
75 to 99 cows	94.4	83.3	66,506	155	64,550	1,540	------	798	20.0	100.0	100.0	10.0	---	100.0	10.0	----	------	------	97.1	0.7
100 to 199 cows	97.9	121.8	108,987	------	104,288	8,000	------	895	------	100.0	100.0	10.0	---	100.0	10.0	----	------	------	95.7	2.3
200 cows and over	------	------	------	------	------	------	------	------	------	------	------	------	---	------	------	----	------	------	------	------
SOUTH ATLANTIC																				
DELAWARE																				
Total	108.1	5.4	2,733	131	5,634	875	188	507	38.1	49.4	37.7	2.2	11.5	76.2	4.4	23.3	30.3	43.5	77.7	2.1
1 cow	111.6	1.0	378	77	194	135	68	378	54.5	12.1	2.5	0.3	10.0	20.6	2.1	82.4	18.3	16.1	1.3	0.3
2 cows	103.8	2.0	717	124	365	302	113	358	57.9	27.9	5.8	1.4	21.8	20.8	4.9	78.2	37.7	34.3	3.0	1.8
3 cows	104.8	3.0	1,080	177	825	296	218	353	52.5	39.5	15.5	5.1	22.1	39.2	12.8	56.1	42.1	51.9	12.0	4.3
4 cows	104.5	4.0	1,402	183	1,417	359	194	350	44.5	60.6	34.9	8.3	23.4	57.5	13.6	38.6	52.6	56.0	35.2	6.4
5 to 9 cows	104.9	6.9	3,199	247	3,045	818	313	463	13.5	92.7	84.7	4.1	6.8	91.4	4.4	7.3	50.4	63.8	80.7	3.1
10 to 14 cows	103.8	11.6	6,095	504	5,779	1,400	867	527	6.6	99.0	95.3	2.1	3.1	96.3	2.1	3.2	47.4	81.5	90.4	1.4
15 to 19 cows	102.1	16.5	9,414	384	8,909	------	1,415	572	3.4	99.6	99.2	----	0.8	99.6	------	0.8	22.2	81.9	93.9	------
20 to 29 cows	107.1	22.6	13,767	869	12,828	1,393	1,155	608	4.0	100.0	99.4	4.0	2.8	99.4	4.0	2.8	71.4	95.0	92.6	1.2
30 to 49 cows	100.6	34.0	20,486	487	19,179	1,472	898	603	8.3	100.0	100.0	8.3	4.2	100.0	8.3	4.2	50.0	92.2	93.6	1.8
50 to 74 cows	123.1	52.0	38,100	------	38,100	------	------	733	------	100.0	100.0	----	---	100.0	------	----	------	------	100.0	----
75 to 99 cows	90.5	81.8	69,656	4,078	45,812	8,183	4,078	852	50.0	100.0	100.0	75.0	50.0	100.0	75.0	50.0	100.0	100.0	65.8	26.6
100 to 199 cows	125.0	121.3	74,546	------	71,657	------	------	614	------	100.0	100.0	----	---	100.0	------	----	------	------	96.1	------
200 cows and over	------	------	------	------	------	------	------	------	------	------	------	----	---	------	------	----	------	------	------	------
MARYLAND																				
Total	105.5	6.3	3,572	187	7,229	504	260	563	42.1	57.2	38.8	7.7	15.1	67.8	13.5	26.4	35.9	50.0	78.4	3.3
1 cow	110.3	1.0	400	85	181	117	75	400	50.9	16.0	5.6	1.6	10.2	35.1	10.1	63.6	20.0	17.6	2.5	1.4
2 cows	108.6	2.0	727	133	413	199	120	363	64.1	36.7	11.1	6.4	23.4	30.2	17.5	63.9	36.6	32.9	6.3	5.4
3 cows	107.9	3.0	1,092	193	766	289	183	364	66.7	54.2	17.0	14.4	30.6	31.4	26.6	56.4	45.9	43.5	11.9	11.7
4 cows	104.0	4.0	1,544	253	1,397	361	268	386	61.7	67.2	22.9	21.3	31.5	34.1	31.7	46.8	51.0	54.0	20.8	15.3
5 to 9 cows	104.5	6.8	3,361	396	3,439	615	489	493	31.5	89.9	63.5	16.6	17.3	70.5	18.5	19.2	54.9	67.8	64.9	9.4
10 to 14 cows	101.9	11.7	6,692	582	6,342	955	1,019	572	8.8	98.8	93.9	5.0	4.1	95.0	5.0	4.2	46.9	82.1	89.0	2.1
15 to 19 cows	101.3	16.6	10,266	756	9,708	1,624	1,805	620	5.2	99.8	98.1	2.2	1.8	98.3	2.2	1.8	35.0	83.6	92.8	1.1
20 to 29 cows	101.6	22.9	15,098	517	14,401	2,111	1,021	659	4.2	99.7	98.9	2.5	1.6	99.2	2.5	1.6	38.0	75.1	94.3	1.1
30 to 49 cows	103.9	35.7	24,274	1,055	23,140	1,882	4,075	680	4.7	100.0	99.6	2.6	1.1	99.6	2.6	1.1	22.7	87.8	94.9	0.6
50 to 74 cows	101.5	56.7	40,121	409	39,297	224	442	708	4.8	100.0	100.0	2.4	2.4	100.0	2.4	2.4	50.0	54.1	97.9	(3)
75 to 99 cows	106.0	83.8	72,650	2,587	68,794	1,900	2,587	867	5.6	100.0	100.0	11.1	5.6	100.0	11.1	5.6	100.0	100.0	94.7	0.9
100 cows and over	102.2	150.9	116,207	3,775	110,369	8,438	7,520	770	11.1	100.0	100.0	11.1	5.6	100.0	11.1	5.6	50.0	99.6	95.0	2.5
DISTRICT OF COLUMBIA																				
Total	99.3	31.2	30,406	839	52,051	4,090	2,335	974	33.3	55.6	55.6	5.6	11.1	100.0	10.0	20.0	33.3	92.7	95.1	2.3
1 cow	71.4	1.0	713	30	700	------	------	713	28.6	14.3	14.3	----	---	100.0	------	----	------	------	14.0	------
2 cows	83.3	2.0	1,347	153	300	------	------	673	66.7	33.3	33.3	----	---	100.0	------	----	------	------	7.4	------
3 cows	------	------	------	------	------	------	------	------	------	------	------	----	---	------	------	----	------	------	------	------
4 cows	100.0	4.0	4,510	267	3,842	------	267	1,128	100.0	100.0	100.0	----	100.0	100.0	------	100.0	100.0	100.0	85.2	------
5 to 9 cows	144.4	9.0	10,950	------	10,950	------	------	1,217	------	100.0	100.0	----	---	100.0	------	----	------	------	100.0	------
10 to 14 cows	------	------	------	------	------	------	------	------	------	------	------	----	---	------	------	----	------	------	------	------
15 to 19 cows	40.0	15.0	9,185	------	9,185	------	------	612	------	100.0	100.0	----	---	100.0	------	----	------	------	100.0	------
20 to 29 cows	128.0	25.0	31,191	------	31,191	------	------	1,248	------	100.0	100.0	----	---	100.0	------	----	------	------	100.0	------
30 to 49 cows	58.3	36.0	31,571	------	31,571	------	------	877	------	100.0	100.0	----	---	100.0	------	----	------	------	100.0	------
50 cows and over	102.6	153.3	150,289	4,403	144,191	4,090	4,403	980	33.3	100.0	100.0	33.3	33.3	100.0	33.3	33.3	100.0	100.0	95.9	2.8
VIRGINIA																				
Total	108.3	2.7	1,160	172	4,382	339	135	431	89.1	42.9	8.6	14.4	24.3	20.0	33.5	56.6	27.3	21.4	32.4	12.6
1 cow	109.7	1.0	417	121	178	102	67	417	92.0	21.2	2.6	2.8	17.4	12.3	13.4	82.3	18.9	10.5	1.1	2.1
2 cows	107.3	2.0	756	191	329	164	104	378	92.3	45.9	5.7	12.5	31.7	12.4	27.3	69.1	34.4	18.8	2.5	8.2
3 cows	106.2	3.0	1,081	223	591	237	149	360	89.0	65.0	10.4	26.9	34.8	15.9	41.4	53.5	39.1	26.2	5.7	17.7
4 cows	106.0	4.0	1,423	238	904	314	205	356	85.3	76.8	15.3	38.8	31.5	19.9	50.5	41.0	36.9	31.8	9.7	25.6
5 to 9 cows	108.3	6.2	2,214	265	1,692	480	327	359	79.8	86.6	24.0	49.1	24.6	27.8	56.7	28.4	30.9	38.1	18.4	31.9
10 to 14 cows	104.6	11.3	4,657	361	4,432	858	660	411	66.9	97.2	43.5	47.7	18.5	44.8	49.1	19.0	27.7	50.5	41.6	26.5
15 to 19 cows	106.2	16.5	8,360	328	8,414	1,148	603	508	44.8	99.2	69.7	32.7	11.1	70.2	33.0	11.1	24.7	45.4	70.1	13.5
20 to 29 cows	108.6	23.2	14,059	425	13,825	1,525	1,045	607	34.3	98.7	87.5	15.9	8.4	88.6	16.1	8.5	24.5	60.2	86.0	5.2
30 to 49 cows	110.5	36.3	24,286	641	23,093	1,702	1,625	669	19.2	99.6	96.5	9.5	4.9	96.8	9.5	4.9	25.7	65.0	91.7	2.0
50 to 74 cows	109.3	57.0	39,944	1,330	37,810	3,351	3,558	700	21.2	100.0	97.2	8.9	6.7	97.2	8.9	6.7	31.6	84.5	92.0	2.2
75 to 99 cows	114.2	82.5	61,536	2,598	58,094	962	3,600	746	9.4	100.0	100.0	5.7	5.7	100.0	5.7	5.7	60.0	83.1	94.4	0.3
100 to 199 cows	103.9	121.6	86,196	1,255	80,649	5,632	1,825	709	11.1	100.0	100.0	16.7	2.8	100.0	16.7	2.8	25.0	36.4	93.6	3.3
200 cows and over	105.3	334.0	262,450	1,602	243,461	9,570	1,516	786	40.0	100.0	100.0	20.0	40.0	100.0	20.0	40.0	100.0	82.2	92.8	2.2

[1] Quantity of milk, cream, or butter. See text discussion.

[2] Because of using a standard factor for each State in converting cream to gallons of whole milk, percentages in some size groups may add to over 100. See also text discussion.

[3] Less than one-tenth of one percent.

TABLE 13.—CLASSIFICATION BY NUMBER OF COWS MILKED—RATIO OF COWS KEPT FOR MILK TO COWS MILKED; AVERAGE MILK PRODUCTION PER COW; PERCENT OF MILK SOLD AS WHOLE MILK AND AS CREAM; AND OTHER SPECIFIED AVERAGES AND PERCENTAGES; BY DIVISIONS AND STATES: 1939—Continued

(Base figures shown in table 12)

DIVISION AND STATE AND NUMBER OF COWS MILKED	Ratio of cows kept for milk to cows milked (percent)	AVERAGE PER FARM REPORTING						Annual milk production per cow milked (gallons)	PERCENT OF FARMS REPORTING COWS MILKED THAT REPORTED—					PERCENT OF FARMS REPORTING SALES OF ANY DAIRY PRODUCTS[1] THAT REPORTED—			RATIO OF BUTTER SOLD TO BUTTER CHURNED (PERCENT)		PERCENT OF MILK PRODUCED[2]—	
		Cows milked (number)	Milk produced (gallons)	Butter churned (lbs.)	Sales of—				Butter churned	Sales of—				Whole milk sold	Cream sold	Butter sold	Farms reporting	Pounds	Sold as whole milk	Sold as cream
					Whole milk (gallons)	Cream (lbs. of butterfat)	Butter (lbs.)			Any dairy products[1]	Whole milk	Cream	Butter							
SOUTH ATLANTIC—Con.																				
WEST VIRGINIA																				
Total	104.6	2.6	1,052	151	2,802	319	155	401	84.2	37.2	8.2	18.0	16.2	22.1	48.5	43.6	19.3	19.7	21.9	15.9
1 cow	112.3	1.0	451	111	135	86	71	451	87.2	13.4	3.5	2.5	9.3	26.3	19.1	69.8	10.7	6.8	1.1	1.5
2 cows	106.0	2.0	745	155	283	151	105	373	88.0	34.7	6.3	13.6	19.5	18.1	39.2	56.2	22.1	15.0	2.4	8.0
3 cows	102.3	3.0	1,051	176	497	235	142	350	84.1	55.7	7.6	31.2	23.6	13.7	55.9	42.4	28.1	22.7	3.6	20.3
4 cows	99.5	4.0	1,358	195	806	297	190	340	80.6	69.0	9.2	45.0	23.7	13.3	65.2	34.4	29.4	28.8	5.5	28.6
5 to 9 cows	97.3	6.1	2,160	233	1,917	443	308	354	75.2	83.5	17.4	56.6	23.0	20.9	67.7	27.6	30.6	40.5	15.5	33.8
10 to 14 cows	98.0	11.3	5,336	338	5,392	844	656	470	49.4	98.8	57.2	40.1	14.8	57.9	40.6	15.0	30.0	58.2	57.8	18.4
15 to 19 cows	97.5	16.4	9,142	427	8,422	1,202	1,069	559	37.0	99.5	83.9	22.7	10.3	84.3	22.8	10.4	27.9	69.7	77.3	8.7
20 to 29 cows	100.8	22.8	13,276	474	12,479	1,645	1,246	583	30.4	99.6	90.4	19.3	8.5	90.7	19.3	8.6	28.0	73.8	84.9	6.9
30 to 49 cows	109.6	34.9	22,512	740	20,420	1,623	1,615	645	25.3	100.0	95.7	20.4	9.3	95.7	20.4	9.3	36.6	79.8	86.8	4.3
50 to 74 cows	110.9	59.7	45,243	712	42,736	670	1,115	758	42.3	100.0	100.0	19.2	19.2	100.0	19.2	19.2	45.5	71.1	94.5	0.8
75 to 99 cows	115.4	81.2	77,450	300	77,325	-----	-----	953	25.0	100.0	100.0	----	---	100.0	----	----	----	---	99.8	----
100 to 199 cows	107.6	113.2	101,422	300	96,440	3,440	275	896	20.0	100.0	100.0	40.0	20.0	100.0	40.0	20.0	100.0	91.7	95.1	3.9
200 cows and over	-----	-----	-----	-----	-----	-----	-----	-----	-----	-----	-----	-----	-----	-----	-----	-----	-----	-----	-----	-----
NORTH CAROLINA																				
Total	107.6	1.7	797	172	2,270	259	153	463	89.9	25.3	6.4	3.8	18.5	25.3	15.1	73.3	20.6	18.3	18.2	3.5
1 cow	106.6	1.0	484	132	126	117	79	484	89.5	14.6	2.7	1.5	12.2	18.3	10.3	83.2	13.6	8.1	0.7	1.0
2 cows	102.3	2.0	832	211	267	196	130	416	92.9	36.4	6.8	6.7	27.5	18.6	18.4	75.6	29.6	18.2	2.2	4.4
3 cows	103.1	3.0	1,187	272	575	282	206	396	91.6	55.9	15.4	10.7	38.2	27.4	19.1	68.3	41.7	31.6	7.4	7.1
4 cows	103.5	4.0	1,606	341	857	378	315	401	90.0	69.3	25.8	12.7	43.5	37.3	18.3	62.7	48.3	44.6	13.8	8.4
5 to 9 cows	103.1	6.1	2,534	445	1,850	544	544	418	83.3	82.0	43.6	13.9	40.8	53.2	16.9	49.8	49.0	59.8	31.8	8.3
10 to 14 cows	105.0	11.5	5,746	712	4,715	869	994	499	58.5	98.3	79.2	10.1	31.9	80.6	10.2	32.5	54.6	76.3	65.0	4.3
15 to 19 cows	105.6	16.6	9,435	615	8,475	1,352	1,187	569	43.2	99.7	90.6	10.6	16.8	90.9	10.7	16.8	38.8	74.9	81.4	4.3
20 to 29 cows	109.9	23.0	13,504	533	12,240	888	890	586	37.0	100.0	97.1	10.7	15.7	97.1	10.7	15.7	42.5	71.0	88.0	2.0
30 to 49 cows	109.9	35.8	22,380	509	20,441	1,012	802	625	31.3	100.0	100.0	14.3	13.6	100.0	14.3	13.6	43.4	68.3	91.3	1.8
50 to 74 cows	109.1	57.5	36,961	1,743	33,727	3,667	1,793	643	16.9	100.0	97.4	23.4	15.6	97.4	23.4	15.6	92.3	93.9	88.9	6.5
75 to 99 cows	109.5	83.3	57,966	7,101	49,948	4,468	13,971	696	32.0	100.0	96.0	24.0	16.0	96.0	24.0	16.0	50.0	98.4	82.7	5.2
100 cows and over	99.8	183.5	128,782	202	125,261	7,210	-----	702	20.0	100.0	100.0	13.3	---	100.0	13.3	----	-----	----	97.3	2.1
SOUTH CAROLINA																				
Total	111.1	1.6	670	159	2,752	319	168	410	80.7	15.5	4.3	1.4	12.8	27.7	9.2	82.3	15.8	16.8	17.7	1.9
1 cow	109.5	1.0	404	113	119	94	76	404	77.9	8.0	1.6	0.5	7.0	20.0	5.7	87.6	9.0	6.0	0.5	0.3
2 cows	104.7	2.0	738	209	217	153	132	369	88.2	25.0	5.3	2.1	21.7	21.1	8.5	86.7	24.6	15.6	1.6	1.2
3 cows	104.4	3.0	1,093	306	421	246	212	364	89.1	44.0	12.2	5.2	36.8	27.8	11.8	83.7	41.3	28.7	4.7	3.3
4 cows	108.2	4.0	1,448	374	685	299	308	362	88.6	55.3	20.7	6.6	43.4	37.4	12.0	78.5	48.9	40.2	9.8	3.8
5 to 9 cows	106.9	6.0	2,320	507	1,537	490	506	385	85.4	68.5	33.6	12.0	47.5	49.1	17.5	69.4	55.6	55.6	22.3	7.0
10 to 14 cows	112.0	11.4	5,375	744	4,014	541	868	472	70.9	94.2	75.6	19.6	41.8	80.3	20.8	44.4	59.0	68.8	56.5	5.5
15 to 19 cows	107.6	16.6	8,861	738	7,470	658	935	535	54.5	98.6	90.2	21.7	34.3	91.5	22.0	34.8	62.8	79.6	76.1	4.6
20 to 29 cows	115.6	22.9	13,174	903	11,562	1,284	1,652	574	48.4	100.0	94.4	13.0	22.4	94.4	13.0	22.4	46.2	84.4	82.9	3.5
30 to 49 cows	109.8	36.4	22,824	986	20,386	1,225	1,554	628	42.7	100.0	99.2	17.7	22.6	99.2	17.7	22.6	52.8	83.3	88.6	2.6
50 to 74 cows	116.2	59.0	34,384	1,057	30,525	1,585	1,580	583	50.0	100.0	100.0	30.0	30.0	100.0	30.0	30.0	60.0	89.6	88.8	3.8
75 to 99 cows	112.2	82.4	54,830	288	51,713	2,667	------	665	33.3	100.0	100.0	25.0	---	100.0	25.0	-----	-----	----	94.3	3.4
100 cows and over	77.6	255.0	127,794	2,416	114,243	7,475	2,886	501	23.1	100.0	100.0	46.2	15.4	100.0	46.2	15.4	66.7	79.6	89.4	7.5
GEORGIA																				
Total	110.7	1.9	745	181	3,608	282	159	386	89.6	23.2	4.0	2.9	19.2	17.1	12.5	82.7	21.5	18.8	19.3	3.1
1 cow	113.1	1.0	434	142	126	86	86	434	89.8	17.0	1.7	0.9	15.6	9.7	5.4	92.0	17.4	10.5	0.5	0.5
2 cows	104.6	2.0	681	206	197	133	129	340	90.8	26.5	3.4	3.2	22.7	13.0	12.1	85.5	25.0	15.7	1.0	1.7
3 cows	103.7	3.0	853	226	339	184	174	284	89.2	32.8	5.3	7.5	24.9	16.0	22.8	75.8	27.9	21.4	2.1	4.5
4 cows	101.1	4.0	1,058	255	572	257	225	264	88.6	38.8	8.0	10.9	27.4	20.6	28.0	70.6	30.9	27.2	4.3	7.4
5 to 9 cows	101.4	6.0	1,723	340	1,600	422	395	286	87.1	54.1	18.4	16.2	32.4	34.0	29.9	59.9	37.2	43.2	17.1	11.0
10 to 14 cows	103.4	11.3	4,816	671	3,996	834	851	427	74.8	93.5	59.9	22.9	41.6	64.1	24.5	44.5	55.7	70.6	49.7	11.1
15 to 19 cows	109.7	16.5	8,015	849	6,735	947	1,205	487	68.2	98.8	82.6	15.9	38.8	85.6	16.1	39.3	57.0	80.8	69.4	5.2
20 to 29 cows	107.4	23.0	11,996	1,015	10,091	1,029	1,457	522	62.4	99.0	89.9	17.5	34.5	90.9	17.7	34.9	55.4	79.7	75.7	4.2
30 to 49 cows	107.0	35.9	19,358	1,482	15,968	1,614	2,058	539	63.1	100.0	95.5	18.4	39.4	95.5	18.4	39.4	62.4	86.6	78.6	4.3
50 to 74 cows	112.9	57.0	33,664	1,752	29,872	2,471	2,081	591	43.0	100.0	97.5	25.6	32.2	97.5	25.6	32.2	75.0	90.1	86.5	5.2
75 to 99 cows	105.2	81.8	52,830	2,485	46,616	3,369	3,689	646	55.3	100.0	97.4	31.6	34.2	97.4	31.6	34.2	61.9	91.9	85.9	5.6
100 to 199 cows	110.2	123.4	75,526	1,876	70,698	1,638	2,371	612	34.4	100.0	100.0	15.6	21.9	100.0	15.6	21.9	63.6	80.4	93.6	0.9
200 cows and over	73.6	241.3	192,870	2,928	190,592	-----	2,625	799	66.7	100.0	100.0	----	66.7	100.0	-----	66.7	100.0	89.7	98.8	-----
FLORIDA																				
Total	115.4	3.4	1,365	104	12,009	845	163	406	68.0	13.3	7.0	1.2	8.1	53.0	8.9	61.4	12.0	18.8	61.8	2.0
1 cow	121.0	1.0	353	73	190	94	64	353	64.6	6.5	2.6	0.2	4.5	40.3	2.4	69.4	7.0	6.1	1.4	0.1
2 cows	109.5	2.0	516	101	286	91	83	258	73.3	11.4	4.2	0.5	8.6	36.4	4.0	75.3	11.7	9.7	2.3	0.2
3 cows	107.0	3.0	651	124	387	170	107	217	76.1	18.2	6.6	1.5	13.2	56.2	8.5	72.5	17.4	14.9	3.9	1.1
4 cows	102.6	4.0	822	143	863	146	141	205	75.0	22.4	9.8	2.0	15.6	43.5	8.8	69.4	20.7	20.5	10.2	1.0
5 to 9 cows	99.0	6.0	1,329	186	1,754	385	215	220	70.5	34.8	18.4	4.9	20.5	52.8	14.2	59.0	29.1	33.6	24.5	4.0
10 to 14 cows	100.7	11.4	4,133	296	4,094	267	385	364	62.8	83.3	70.5	10.9	29.5	84.6	13.1	35.4	46.9	61.1	69.9	1.9
15 to 19 cows	110.8	16.4	8,663	340	7,584	903	355	530	57.0	98.9	93.5	18.3	37.6	94.6	18.5	38.0	66.0	68.9	81.9	5.3
20 to 29 cows	110.9	23.2	12,224	414	10,291	776	449	526	51.7	100.0	99.3	24.8	35.2	99.3	24.8	35.2	68.0	73.6	83.6	4.4
30 to 49 cows	109.9	37.2	20,750	802	17,930	760	753	557	45.1	100.0	99.0	24.9	36.3	99.0	24.9	36.3	80.5	75.5	85.5	2.5
50 to 74 cows	110.2	58.1	31,691	573	29,733	1,702	728	545	32.7	100.0	99.0	19.4	18.4	99.0	19.4	18.4	56.2	71.4	92.9	2.9
75 to 99 cows	114.8	85.4	50,016	645	46,767	2,931	658	586	32.7	100.0	100.0	21.8	27.3	100.0	21.8	27.3	83.3	84.9	93.5	3.5
100 to 199 cows	108.9	132.7	73,924	1,414	69,899	6,643	1,637	557	12.9	100.0	100.0	8.1	9.7	100.0	8.1	9.7	75.0	86.8	94.6	2.0
200 cows and over	106.1	337.6	182,804	4,553	175,022	8,497	4,752	542	19.4	100.0	100.0	16.7	16.7	100.0	16.7	16.7	85.7	89.5	95.7	2.1

[1] Quantity of milk, cream, or butter. See text discussion.

[2] Because of using a standard factor for each State in converting cream to gallons of whole milk, percentages in some size groups may add to over 100. See also text discussion.

TABLE 13.—CLASSIFICATION BY NUMBER OF COWS MILKED—RATIO OF COWS KEPT FOR MILK TO COWS MILKED; AVERAGE MILK PRODUCTION PER COW; PERCENT OF MILK SOLD AS WHOLE MILK AND AS CREAM; AND OTHER SPECIFIED AVERAGES AND PERCENTAGES; BY DIVISIONS AND STATES: 1939—Continued

(Base figures shown in table 12)

DIVISION AND STATE AND NUMBER OF COWS MILKED	Ratio of cows kept for milk to cows milked (percent)	AVERAGE PER FARM REPORTING						Annual milk production per cow milked (gallons)	PERCENT OF FARMS REPORTING COWS MILKED THAT REPORTED—					PERCENT OF FARMS REPORTING SALES OF ANY DAIRY PRODUCTS[1] THAT REPORTED—			RATIO OF BUTTER SOLD TO BUTTER CHURNED (PERCENT)		PERCENT OF MILK PRODUCED[2]—	
		Cows milked (number)	Milk produced (gallons)	Butter churned (lbs.)	Sales of—				Butter churned	Sales of—				Whole milk sold	Cream sold	Butter sold	Farms reporting	Pounds	Sold as whole milk	Sold as cream
					Whole milk (gallons)	Cream (lbs. of butterfat)	Butter (lbs.)			Any dairy products[1]	Whole milk	Cream	Butter							
EAST SOUTH CENTRAL																				
KENTUCKY																				
Total	106.5	2.5	1,020	114	2,340	292	143	406	85.2	41.7	10.4	28.5	6.4	25.0	68.3	15.5	7.5	9.4	23.9	22.8
1 cow	113.5	1.0	425	96	149	90	67	423	89.8	15.7	2.9	9.8	4.8	18.2	62.4	30.6	5.3	3.7	1.0	5.8
2 cows	107.0	2.0	751	126	373	157	101	376	87.4	43.8	7.2	52.5	8.0	16.4	74.3	18.2	9.1	7.3	3.6	19.0
3 cows	104.4	3.0	1,099	128	691	243	145	366	82.9	68.6	13.1	52.6	8.2	19.1	76.6	11.9	9.8	11.2	8.2	32.5
4 cows	101.4	4.0	1,457	128	1,031	338	197	364	79.5	81.4	19.0	60.7	7.4	23.4	74.6	9.1	9.3	14.4	13.5	39.2
5 to 9 cows	99.1	6.2	2,354	140	2,081	544	324	381	71.7	90.1	31.4	58.6	7.0	34.9	65.0	7.7	9.7	22.4	27.8	37.7
10 to 14 cows	98.0	11.3	5,064	180	4,758	1,064	700	447	56.7	99.0	61.6	40.2	5.5	62.2	40.6	5.6	9.8	38.0	57.9	23.6
15 to 19 cows	101.5	16.5	8,432	262	8,018	1,650	929	517	45.6	99.0	79.2	25.1	6.6	80.0	23.3	6.7	14.5	51.6	75.5	12.6
20 to 29 cows	100.8	22.8	13,091	301	12,243	2,340	1,056	573	44.3	99.4	90.2	14.1	7.7	90.7	14.2	7.7	17.4	61.0	84.3	7.1
30 to 49 cows	100.4	35.4	21,438	410	19,470	2,772	1,448	606	34.6	100.0	96.5	13.1	7.1	96.5	13.1	7.1	20.4	72.0	87.6	4.7
50 to 74 cows	117.2	56.1	39,105	373	37,873	6,633	633	697	18.4	100.0	92.1	13.2	7.9	92.1	13.2	7.9	42.9	72.8	89.2	8.1
75 to 99 cows	131.1	79.8	58,700	1,759	45,180	4,913	1,397	710	66.7	100.0	100.0	33.3	66.7	100.0	33.3	66.7	100.0	79.4	79.7	8.1
100 cows and over	102.8	145.2	95,571	------	92,148	3,600	------	658	------	100.0	100.0	12.5	---	100.0	12.5	----	------	------	96.4	1.3
TENNESSEE																				
Total	108.1	2.6	1,048	159	2,309	315	148	403	89.2	40.5	14.3	14.5	16.0	35.3	35.8	39.5	18.0	16.8	31.5	12.1
1 cow	116.8	1.0	441	125	167	90	73	441	92.4	19.4	3.4	5.7	12.5	17.3	29.5	64.4	13.5	7.9	1.3	3.2
2 cows	108.0	2.0	758	174	349	157	109	379	92.3	42.0	8.9	17.0	20.9	21.1	40.6	49.8	22.6	14.2	4.1	9.8
3 cows	104.5	3.0	1,086	196	668	242	161	362	89.0	62.0	19.1	27.4	22.2	30.8	44.2	35.8	24.9	20.4	11.7	16.9
4 cows	103.3	4.0	1,424	201	968	338	208	356	84.5	76.0	30.7	33.0	20.6	40.4	43.5	27.1	24.3	25.1	20.9	21.8
5 to 9 cows	101.2	6.3	2,306	198	1,864	577	326	365	75.9	88.9	53.1	50.0	13.5	59.8	33.8	15.2	17.8	29.4	42.9	20.9
10 to 14 cows	99.8	11.4	4,440	216	3,731	1,215	647	391	64.5	99.7	77.0	21.8	8.9	77.2	21.9	9.0	13.9	41.5	64.7	16.6
15 to 19 cows	99.8	16.4	6,919	263	6,111	1,917	864	423	57.5	99.8	82.1	18.8	8.5	82.3	18.8	8.6	14.9	48.9	72.5	14.4
20 to 29 cows	103.4	22.9	10,753	396	9,906	2,540	1,452	470	51.0	100.0	87.9	14.5	9.0	87.9	14.5	9.0	17.7	64.9	81.0	9.5
30 to 49 cows	104.7	35.7	19,178	749	17,598	2,837	1,889	538	43.8	100.0	94.8	11.8	14.1	94.8	11.8	14.1	32.2	81.2	87.0	4.8
50 to 74 cows	105.4	57.1	33,033	2,271	31,009	5,328	4,261	579	27.8	99.2	93.7	9.5	12.7	94.4	9.6	12.8	45.7	86.2	87.9	4.3
75 to 99 cows	105.8	82.2	51,045	3,828	42,602	1,200	9,250	621	62.5	100.0	100.0	8.3	25.0	100.0	8.3	25.0	40.0	96.7	83.5	0.5
100 cows and over	100.4	126.9	78,782	12,131	67,567	4,100	14,165	621	42.9	100.0	96.4	7.1	35.7	96.4	7.1	35.7	83.3	97.3	82.7	1.0
ALABAMA																				
Total	112.3	1.8	699	181	2,499	318	126	388	92.5	20.3	4.4	1.8	16.3	21.5	9.1	80.4	17.6	12.3	15.6	2.3
1 cow	115.8	1.0	445	144	118	89	74	445	92.5	14.6	1.6	0.6	13.4	11.1	4.4	91.9	14.5	7.4	0.4	0.4
2 cows	106.7	2.0	699	213	227	142	115	349	93.7	23.5	4.4	2.3	19.4	18.8	9.8	82.5	20.7	11.1	1.4	1.3
3 cows	106.6	3.0	910	252	383	220	159	303	92.4	32.3	9.8	4.7	22.5	30.3	14.4	69.5	24.3	15.4	4.1	3.1
4 cows	106.4	4.0	1,112	271	600	310	209	278	90.8	42.3	16.4	7.8	24.3	38.9	18.4	57.4	26.7	20.6	8.9	6.0
5 to 9 cows	101.4	5.9	1,708	349	1,110	534	359	288	87.3	57.9	28.4	10.6	28.1	49.1	18.4	48.6	32.2	33.1	18.5	9.2
10 to 14 cows	102.9	11.3	4,038	502	3,147	838	707	358	78.1	91.0	62.7	17.0	29.5	68.9	18.7	32.4	37.8	53.3	48.9	9.8
15 to 19 cows	103.9	16.2	6,706	597	5,530	1,196	999	415	71.0	97.9	80.8	14.0	29.5	82.5	14.3	30.2	41.6	69.6	66.7	6.9
20 to 29 cows	106.6	22.8	10,382	790	8,880	1,143	1,184	455	67.4	98.3	85.5	16.5	31.8	87.0	16.8	32.4	47.2	70.8	73.2	5.1
30 to 49 cows	107.4	36.3	18,217	895	15,946	2,005	1,642	501	56.4	99.6	93.8	18.3	24.9	94.1	18.4	25.0	44.1	80.9	82.1	5.6
50 to 74 cows	113.6	58.0	30,052	1,334	26,100	2,493	2,173	518	50.7	100.0	98.5	20.9	26.9	98.5	20.9	26.9	52.9	86.2	85.6	4.8
75 to 99 cows	117.6	84.9	47,028	1,678	42,615	2,563	3,382	554	47.8	100.0	97.8	21.7	21.7	97.8	21.7	21.7	45.5	91.6	88.6	3.3
100 to 199 cows	106.2	128.3	73,390	3,149	64,069	6,480	5,072	572	47.2	100.0	100.0	22.6	24.5	100.0	22.6	24.5	52.0	83.8	87.3	5.6
200 cows and over	101.3	224.4	98,832	1,608	92,902	5,413	2,892	440	40.0	100.0	100.0	20.0	20.0	100.0	20.0	20.0	50.0	90.0	94.0	3.0
MISSISSIPPI																				
Total	114.5	2.4	784	142	1,995	382	147	330	87.6	17.4	10.3	3.5	5.5	59.2	18.7	31.8	6.3	6.6	26.3	4.3
1 cow	118.0	1.0	362	101	147	82	65	362	87.5	4.0	1.4	0.4	2.8	34.7	10.0	68.7	3.2	2.0	0.6	0.2
2 cows	113.0	2.0	621	154	337	123	95	311	90.2	13.1	5.8	2.7	6.1	43.8	20.2	46.6	6.8	4.2	3.1	1.4
3 cows	111.5	3.0	879	192	583	178	127	293	89.3	29.1	15.6	6.4	9.8	53.4	21.9	33.8	11.0	7.3	10.3	3.5
4 cows	106.7	4.0	1,149	208	864	237	155	287	87.2	44.5	27.3	9.8	10.7	61.4	21.9	24.1	12.3	9.2	20.5	5.4
5 to 9 cows	106.7	6.1	1,849	221	1,527	415	251	301	81.6	69.6	51.2	13.0	11.0	73.5	18.7	15.8	15.5	15.4	42.3	7.9
10 to 14 cows	106.1	11.2	3,626	245	2,986	816	461	323	71.4	95.9	77.5	15.9	11.5	80.8	16.6	12.0	16.1	30.2	63.4	9.7
15 to 19 cows	108.3	16.2	5,828	262	5,021	1,276	633	359	64.9	99.1	84.9	15.6	10.5	85.6	15.8	10.6	16.2	39.2	73.1	9.2
20 to 29 cows	114.5	22.7	8,605	312	7,736	1,919	847	379	58.9	98.8	86.3	14.6	9.4	87.3	14.8	9.5	15.9	45.3	77.6	8.8
30 to 49 cows	112.8	35.9	15,983	414	14,819	2,893	1,163	445	43.1	99.8	90.6	16.2	8.5	90.8	16.2	8.6	19.8	55.6	84.0	7.9
50 to 74 cows	116.7	57.3	27,115	860	24,574	3,961	2,179	474	47.8	99.3	91.2	22.1	16.2	91.9	22.2	16.3	33.8	85.7	82.6	8.7
75 to 99 cows	116.5	82.1	38,006	835	33,148	5,832	1,693	463	36.6	100.0	92.7	26.8	9.8	92.7	26.8	9.8	26.7	54.0	80.8	11.1
100 to 199 cows	124.4	124.8	64,467	772	56,966	9,999	2,075	516	25.0	100.0	96.4	25.0	7.1	96.4	25.0	7.1	28.6	76.8	85.2	10.5
200 cows and over	127.8	299.3	84,968	11,365	54,000	125	22,830	284	66.7	100.0	100.0	33.3	33.3	100.0	33.3	33.3	50.0	99.6	63.6	0.1
WEST SOUTH CENTRAL																				
ARKANSAS																				
Total	115.2	2.5	938	154	1,748	322	139	381	91.5	33.4	6.2	21.6	9.5	18.4	64.7	28.5	10.4	9.3	11.5	21.2
1 cow	125.2	1.0	444	118	135	90	69	444	92.1	11.6	2.1	4.8	6.3	18.3	41.8	54.1	6.8	4.0	0.6	2.8
2 cows	116.6	2.0	738	166	317	147	95	369	93.0	30.4	4.4	18.2	11.3	14.6	60.0	37.2	12.1	7.0	1.9	10.4
3 cows	113.0	3.0	1,037	184	581	224	124	346	92.1	49.9	7.6	34.7	12.7	15.2	69.8	25.4	13.8	9.3	4.2	21.5
4 cows	108.9	4.0	1,365	190	822	302	161	341	89.7	66.5	10.7	49.9	12.4	16.1	75.0	18.6	13.8	11.7	6.5	31.7
5 to 9 cows	105.0	6.1	2,148	199	1,539	494	267	353	87.9	85.2	16.7	63.0	12.0	20.1	75.7	14.4	13.6	18.3	12.0	41.6
10 to 14 cows	105.9	11.1	4,253	260	3,406	909	633	383	82.1	98.6	33.5	65.3	13.7	33.8	66.2	15.9	16.7	40.6	26.7	40.0
15 to 19 cows	103.9	16.1	6,910	337	6,170	1,381	779	430	72.6	97.6	54.3	47.3	16.2	55.6	48.5	18.6	22.3	51.7	48.4	27.1
20 to 29 cows	103.5	22.6	11,255	485	9,749	1,775	921	499	65.3	99.1	78.1	34.4	20.9	78.9	34.7	21.1	32.1	60.8	67.7	15.6
30 to 49 cows	103.4	36.2	20,267	749	17,996	2,345	1,105	560	55.3	98.9	88.3	26.8	27.4	89.3	27.1	27.7	49.5	73.1	78.4	8.9
50 to 74 cows	107.9	58.2	33,482	515	29,773	1,973	813	576	52.2	100.0	100.0	37.0	23.9	100.0	37.0	23.9	45.8	72.3	88.9	6.2
75 to 99 cows	80.0	77.9	51,085	500	41,145	11,000	500	656	14.3	100.0	100.0	28.6	14.3	100.0	28.6	14.3	100.0	100.0	80.5	17.7
100 cows and over	79.5	133.5	74,699	2,325	60,521	5,275	2,200	580	66.7	100.0	100.0	33.3	66.7	100.0	33.3	66.7	100.0	94.8	81.0	6.8

[1] Quantity of milk, cream, or butter. See text discussion.
[2] Because of using a standard factor for each State in converting cream to gallons of whole milk, percentages in some size groups may add to over 100. See also text discussion.

TABLE 13.—CLASSIFICATION BY NUMBER OF COWS MILKED—RATIO OF COWS KEPT FOR MILK TO COWS MILKED; AVERAGE MILK PRODUCTION PER COW; PERCENT OF MILK SOLD AS WHOLE MILK AND AS CREAM; AND OTHER SPECIFIED AVERAGES AND PERCENTAGES; BY DIVISIONS AND STATES: 1939—Continued

(Base figures shown in table 12)

DIVISION AND STATE AND NUMBER OF COWS MILKED	Ratio of cows kept for milk to cows milked (percent)	AVERAGE PER FARM REPORTING						Annual milk production per cow milked (gallons)	PERCENT OF FARMS REPORTING COWS MILKED THAT REPORTED—					PERCENT OF FARMS REPORTING SALES OF ANY DAIRY PRODUCTS[1] THAT REPORTED—			RATIO OF BUTTER SOLD TO BUTTER CHURNED (PERCENT)		PERCENT OF MILK PRODUCED[2]—	
		Cows milked (number)	Milk produced (gallons)	Butter churned (lbs.)	Sales of—				Butter churned	Sales of—				Whole milk sold	Cream sold	Butter sold	Farms reporting	Pounds	Sold as whole milk	Sold as cream
					Whole milk (gallons)	Cream (lbs. of butterfat)	Butter (lbs.)			Any dairy products[1]	Whole milk	Cream	Butter							
WEST SOUTH CENTRAL—Continued																				
LOUISIANA																				
Total	133.7	2.4	757	114	6,246	370	144	310	54.0	7.9	3.5	1.3	4.3	44.3	16.3	53.5	7.9	10.0	29.8	1.8
1 cow	142.1	1.0	316	73	141	95	57	316	49.3	1.9	0.5	0.2	1.5	27.0	9.0	75.9	2.9	2.3	0.2	0.1
2 cows	132.0	2.0	545	115	209	129	81	272	55.9	5.8	1.2	0.9	4.3	21.6	16.1	74.1	7.6	5.4	0.5	0.6
3 cows	127.3	3.0	737	147	382	144	117	246	62.7	11.4	3.1	2.2	7.5	27.4	19.6	66.0	12.0	9.6	1.6	1.2
4 cows	121.8	4.0	906	176	570	228	138	226	66.4	16.8	4.6	3.6	10.9	27.5	21.6	64.7	16.4	12.8	2.9	2.6
5 to 9 cows	122.9	6.0	1,451	228	1,739	405	257	242	66.6	33.9	15.9	7.3	15.7	46.9	21.4	46.3	23.6	24.5	19.0	5.7
10 to 14 cows	130.4	11.3	3,930	304	3,970	741	380	349	46.4	79.2	63.1	12.8	17.9	79.6	16.1	22.6	38.6	48.2	63.7	6.8
15 to 19 cows	127.6	16.2	6,836	286	6,409	1,261	436	421	33.1	94.4	88.0	7.8	10.6	93.2	8.3	11.2	31.9	48.7	82.5	4.1
20 to 29 cows	123.5	23.0	10,446	306	9,707	1,306	428	455	29.2	97.6	93.6	9.9	11.2	95.9	10.1	11.5	38.3	53.7	87.0	3.5
30 to 49 cows	121.3	35.9	17,060	489	16,215	1,004	793	475	27.5	98.2	96.1	8.3	10.1	97.9	8.5	10.3	36.8	59.7	91.3	1.4
50 to 74 cows	120.5	58.2	27,071	538	24,822	1,878	943	465	32.1	100.0	99.2	16.8	13.7	99.2	16.8	13.7	42.9	75.1	91.0	3.3
75 to 99 cows	113.2	83.3	38,224	300	36,889	300	570	459	24.2	100.0	100.0	12.1	6.1	100.0	12.1	6.1	25.0	47.5	96.0	0.5
100 to 199 cows	120.2	124.2	63,691	1,625	59,454	1,656	2,875	513	26.2	100.0	100.0	19.0	14.3	100.0	19.0	14.3	54.5	96.8	93.3	1.4
200 cows and over	101.5	294.0	150,866	3,650	151,818	3,650	3,650	513	33.3	100.0	100.0	33.3	33.3	100.0	33.3	33.3	100.0	100.0	87.2	2.5
OKLAHOMA																				
Total	113.5	4.3	1,759	113	3,141	560	206	409	85.2	61.2	8.2	52.0	4.9	13.3	85.0	8.1	5.8	10.6	14.6	46.6
1 cow	148.8	1.0	458	86	180	101	70	458	82.8	15.4	2.3	10.0	4.5	15.0	64.7	29.0	5.4	4.4	0.9	6.5
2 cows	125.6	2.0	745	109	372	175	101	372	87.8	39.0	3.8	31.9	5.8	9.8	81.7	14.9	6.6	6.1	1.9	21.0
3 cows	117.2	3.0	1,115	117	612	268	143	371	87.1	64.0	6.2	55.9	5.9	9.7	87.3	9.2	6.7	8.2	3.4	37.8
4 cows	112.7	4.0	1,540	117	907	582	178	385	86.9	80.5	8.0	71.9	5.0	9.9	89.3	6.3	5.8	8.8	4.7	50.1
5 to 9 cows	106.5	6.4	2,581	120	1,708	665	314	402	85.9	93.7	11.0	83.8	4.3	11.7	89.4	4.6	5.0	13.0	7.3	60.7
10 to 14 cows	101.3	11.2	4,540	148	3,546	1,159	601	407	82.4	99.2	20.9	81.8	4.5	21.0	82.4	4.6	5.5	22.4	16.3	58.7
15 to 19 cows	101.3	16.2	7,019	179	6,726	1,666	814	434	74.5	99.7	36.0	69.2	4.7	56.1	69.4	4.7	6.3	28.6	34.5	46.1
20 to 29 cows	104.6	22.4	10,785	252	10,137	2,162	1,058	481	63.0	99.8	60.1	49.6	5.2	60.2	49.7	5.2	8.2	37.3	56.5	27.9
30 to 49 cows	105.2	35.4	20,156	289	19,329	2,778	1,003	570	43.0	100.0	81.9	33.5	5.9	81.9	33.5	5.9	15.8	48.1	78.5	13.0
50 to 74 cows	109.0	56.2	36,904	866	34,118	2,923	3,747	656	27.8	100.0	95.4	22.2	5.6	95.4	22.2	5.6	20.0	86.6	88.2	4.9
75 to 99 cows	114.3	82.9	58,021	654	52,604	4,564	1,730	700	34.8	100.0	100.0	13.0	8.7	100.0	13.0	8.7	25.0	66.2	90.7	2.9
100 to 199 cows	119.4	114.0	77,972	366	71,432	9,115	1,000	684	27.3	100.0	100.0	9.1	4.5	100.0	9.1	4.5	16.7	45.6	91.6	3.0
200 cows and over	89.1	241.2	117,250	470	112,796	700	640	486	50.0	100.0	100.0	25.0	25.0	100.0	25.0	25.0	50.0	68.1	96.2	0.4
TEXAS																				
Total	117.7	5.4	1,405	152	3,481	454	222	414	84.5	39.6	10.7	21.3	11.9	27.0	53.6	29.9	14.0	20.6	26.5	19.2
1 cow	139.9	1.0	475	105	211	111	84	473	81.2	13.9	2.9	4.4	8.1	20.9	31.4	58.4	10.0	8.0	1.3	2.9
2 cows	124.3	2.0	772	140	419	177	121	386	87.4	28.8	4.9	14.4	12.2	17.0	50.1	42.3	13.9	12.1	2.7	9.3
3 cows	118.6	3.0	1,080	159	672	244	165	360	88.9	46.0	9.2	26.8	14.3	19.9	58.3	31.0	16.0	16.6	5.7	16.9
4 cows	111.2	4.0	1,427	174	961	330	229	357	88.1	60.4	14.3	37.2	14.8	25.6	61.5	24.5	16.8	22.1	9.6	24.1
5 to 9 cows	105.9	6.2	2,343	202	1,754	575	388	379	84.9	79.2	24.4	48.6	14.6	30.8	61.4	18.5	17.2	33.0	18.3	33.4
10 to 14 cows	104.6	11.2	4,657	283	3,635	1,106	748	416	75.2	96.2	42.6	52.4	14.2	44.2	54.5	14.7	18.9	49.8	33.2	34.8
15 to 19 cows	106.5	16.2	7,538	365	6,429	1,720	1,062	465	65.9	98.4	58.3	43.1	13.8	59.3	43.9	14.0	20.9	60.8	49.7	27.6
20 to 29 cows	109.8	22.7	11,496	406	10,493	2,304	1,132	506	52.3	98.7	73.6	52.4	12.0	74.6	32.8	12.1	22.9	63.7	67.2	18.2
30 to 49 cows	114.6	35.9	19,714	472	18,135	3,044	1,367	550	41.0	99.5	89.8	20.8	9.2	90.3	20.9	9.3	22.5	65.2	82.6	9.0
50 to 74 cows	116.5	58.6	33,320	758	30,718	3,678	2,366	568	31.2	99.8	95.1	19.5	8.1	95.3	19.6	8.2	26.1	81.5	87.7	6.0
75 to 99 cows	117.5	82.0	46,280	1,460	43,767	4,749	4,889	564	21.4	100.0	95.0	19.3	5.7	95.0	19.3	5.7	26.7	89.3	89.8	5.5
100 to 199 cows	118.9	124.5	69,939	3,767	64,281	12,598	9,867	562	21.8	100.0	97.9	9.6	8.0	97.9	9.6	8.0	36.6	95.8	90.0	4.8
200 cows and over	105.4	309.8	196,120	4,005	185,233	30,950	7,282	633	26.7	100.0	97.8	8.9	13.3	97.8	8.9	13.3	50.0	90.9	92.3	5.9
MOUNTAIN																				
MONTANA																				
Total	110.3	4.4	2,458	168	4,621	759	241	558	68.4	61.3	8.8	51.0	8.4	14.3	83.2	13.7	12.2	17.5	18.5	47.1
1 cow	128.8	1.0	518	90	260	128	76	518	63.9	14.7	3.5	8.3	3.7	23.9	56.8	25.4	5.8	5.0	1.8	6.4
2 cows	113.0	2.0	947	136	470	216	107	474	77.9	41.0	4.7	30.9	8.7	11.4	75.4	21.2	11.1	8.8	2.3	21.6
3 cows	111.4	3.0	1,470	170	769	322	149	490	77.5	66.8	5.7	55.6	11.8	8.6	83.2	17.7	15.2	13.4	3.0	37.4
4 cows	106.4	4.0	2,051	196	1,113	435	197	508	73.5	82.0	6.6	71.4	12.1	8.0	87.0	14.7	16.4	18.5	3.6	47.0
5 to 9 cows	106.1	6.3	3,457	213	2,080	792	309	542	66.2	94.3	10.1	84.7	9.5	10.8	89.9	10.1	14.3	20.8	6.2	59.9
10 to 14 cows	104.8	11.3	6,652	275	4,842	1,617	616	588	48.1	98.9	23.7	84.2	6.5	24.0	85.1	6.6	15.5	30.3	17.3	62.8
15 to 19 cows	105.6	16.4	10,352	305	8,054	2,373	665	632	33.5	99.4	42.9	74.8	4.6	43.2	75.3	4.7	15.9	30.4	33.4	52.6
20 to 29 cows	111.4	22.5	15,023	520	12,469	3,194	2,200	668	27.7	99.7	56.6	64.2	3.8	56.8	64.4	3.8	13.6	57.6	47.0	41.9
30 to 49 cows	106.3	35.9	25,633	998	20,609	3,922	7,461	715	16.4	100.0	79.3	59.5	1.7	79.3	59.5	1.7	10.5	78.7	63.8	27.9
50 to 74 cows	100.9	58.6	48,306	657	39,863	5,807	706	824	12.9	100.0	90.3	61.3	6.5	90.3	61.3	6.5	50.0	55.4	74.5	21.8
75 to 99 cows	101.2	85.9	67,543	1,666	52,500	7,490	4,506	805	30.0	100.0	90.0	70.0	10.0	90.0	70.0	10.0	33.3	90.2	70.0	23.8
100 to 199 cows	100.4	131.3	110,481	18,474	77,855	6,591	18,474	842	28.6	100.0	100.0	57.1	28.6	100.0	57.1	28.6	100.0	100.0	70.5	10.5
200 cows and over	------	-----	-------	------	------	------	------	-----	------	------	------	------	----	------	------	----	------	------	------	------
IDAHO																				
Total	110.5	5.4	3,675	140	4,230	984	255	686	40.2	80.6	35.5	47.6	2.4	44.0	59.1	3.0	5.9	10.8	40.8	38.5
1 cow	135.2	1.0	650	97	372	144	80	650	33.2	25.7	10.0	14.3	3.0	38.7	55.6	11.6	5.6	4.7	5.7	9.5
2 cows	117.3	2.0	1,222	126	913	273	128	611	54.1	66.6	25.7	42.8	3.7	33.6	64.2	5.5	6.8	6.9	17.7	28.8
3 cows	112.1	3.0	1,915	156	1,549	440	176	658	44.2	88.8	35.9	54.7	3.2	40.5	61.5	3.7	7.3	9.5	29.1	37.9
4 cows	108.2	4.0	2,616	148	2,220	621	270	654	40.5	94.3	37.7	58.3	2.6	40.0	61.9	2.7	6.4	11.6	32.0	41.8
5 to 9 cows	106.9	6.5	4,411	158	3,861	1,086	324	678	33.2	98.0	43.5	58.4	1.6	44.4	59.6	1.7	4.9	10.1	38.1	43.4
10 to 14 cows	105.2	11.3	8,055	201	7,150	2,016	822	712	25.2	99.8	52.8	53.3	1.2	52.9	53.5	1.2	4.8	19.6	46.9	40.3
15 to 19 cows	104.9	16.4	11,967	220	10,508	3,065	857	730	20.5	99.9	58.6	49.2	0.9	58.7	49.3	0.9	4.2	16.4	51.5	38.1
20 to 29 cows	103.1	22.6	16,778	333	14,797	3,994	2,660	743	15.9	99.8	68.7	42.6	1.0	68.8	42.7	1.0	6.0	48.1	60.6	30.6
30 to 49 cows	102.3	34.3	25,503	462	23,264	5,114	2,671	743	13.5	100.0	74.8	43.6	1.2	74.8	43.6	1.2	9.1	52.6	68.3	26.4
50 to 74 cows	112.7	58.8	48,752	6,600	44,032	5,088	6,600	829	5.6	100.0	94.4	38.9	5.6	94.4	38.9	5.6	100.0	100.0	85.3	12.3
75 cows and over	126.9	90.3	70,440	------	56,500	2,745	------	780	------	100.0	66.7	66.7	---	66.7	66.7	----	-----	-----	53.5	7.8

[1] Quantity of milk, cream, or butter. See text discussion.

[2] Because of using a standard factor for each State in converting cream to gallons of whole milk, percentages in some size groups may add to over 100. See also text discussion.

TABLE 13.—CLASSIFICATION BY NUMBER OF COWS MILKED—RATIO OF COWS KEPT FOR MILK TO COWS MILKED; AVERAGE MILK PRODUCTION PER COW; PERCENT OF MILK SOLD AS WHOLE MILK AND AS CREAM; AND OTHER SPECIFIED AVERAGES AND PERCENTAGES; BY DIVISIONS AND STATES: 1939—Continued

(Base figures shown in table 12)

DIVISION AND STATE AND NUMBER OF COWS MILKED	Ratio of cows kept for milk to cows milked (percent)	AVERAGE PER FARM REPORTING						Annual milk production per cow milked (gallons)	PERCENT OF FARMS REPORTING COWS MILKED THAT REPORTED—					PERCENT OF FARMS REPORTING SALES OF ANY DAIRY PRODUCTS[1] THAT REPORTED—			RATIO OF BUTTER SOLD TO BUTTER CHURNED (PERCENT)		PERCENT OF MILK PRODUCED[2]—	
		Cows milked (number)	Milk produced (gallons)	Butter churned (lbs.)	Sales of—				Butter churned	Sales of—				Whole milk sold	Cream sold	Butter sold	Farms reporting	Pounds	Sold as whole milk	Sold as cream
					Whole milk (gallons)	Cream (lbs. of butterfat)	Butter (lbs.)			Any dairy products[1]	Whole milk	Cream	Butter							
MOUNTAIN—Continued																				
WYOMING																				
Total	111.5	5.1	2,755	143	6,175	632	255	540	75.4	61.2	12.3	50.1	5.4	20.1	81.8	8.8	7.1	12.7	27.5	36.0
1 cow	135.7	1.0	515	79	262	118	76	515	63.2	12.8	3.6	7.1	3.3	28.1	55.3	25.7	5.2	5.0	1.8	5.1
2 cows	119.9	2.0	948	113	512	196	134	474	78.5	35.6	4.7	28.6	5.6	13.3	80.2	15.7	7.1	8.4	2.6	18.5
3 cows	117.0	3.0	1,459	137	932	295	129	486	82.0	58.0	6.9	50.1	6.3	12.0	86.4	10.8	7.6	7.2	4.4	31.7
4 cows	109.1	4.0	1,917	145	1,349	380	162	479	86.2	73.5	7.2	66.6	5.7	9.8	90.7	7.8	6.6	7.4	5.1	41.4
5 to 9 cows	106.9	6.5	3,256	166	3,174	647	274	504	79.5	89.1	12.5	78.9	6.2	14.0	88.5	6.9	7.8	12.8	12.1	49.1
10 to 14 cows	104.3	11.4	6,262	180	6,559	1,189	395	552	69.4	98.2	31.8	73.1	5.2	32.3	74.4	5.3	7.4	16.4	33.3	43.4
15 to 19 cows	107.8	16.2	9,623	230	9,277	1,550	1,106	594	54.6	99.0	58.2	55.2	3.3	58.7	55.8	3.3	6.0	28.8	56.1	27.9
20 to 29 cows	105.6	22.6	15,557	261	14,004	2,097	824	669	42.3	98.9	75.3	44.5	2.2	76.1	45.0	2.2	5.2	16.4	67.8	18.8
30 to 49 cows	117.6	35.8	23,604	718	20,604	2,366	1,715	659	40.6	98.6	87.0	43.5	10.1	88.2	44.1	10.3	25.0	59.7	75.9	13.6
50 to 74 cows	104.8	58.1	42,655	8,137	35,247	5,956	8,137	734	13.3	100.0	80.0	53.3	13.3	80.0	53.3	13.3	100.0	100.0	66.1	23.3
75 to 99 cows	112.5	88.0	58,000	------	58,000	-----	------	659	------	100.0	100.0	----	----	100.0	-----	----	-----	-----	100.0	-----
100 cows and over	75.4	132.4	116,282	------	73,825	23,104	------	878	------	100.0	80.0	80.0	---	80.0	80.0	----	-----	-----	50.8	49.8
COLORADO																				
Total	108.5	5.0	2,658	118	4,933	692	192	527	66.7	64.7	18.4	46.1	5.3	28.4	71.3	8.1	7.9	12.8	34.1	38.4
1 cow	127.9	1.0	529	84	230	112	80	529	61.7	16.1	4.7	7.7	5.0	29.3	47.7	31.2	8.1	7.8	2.0	5.2
2 cows	116.3	2.0	961	108	590	214	125	480	71.6	44.0	10.4	30.1	6.7	23.5	68.4	15.2	9.3	10.8	6.4	21.5
3 cows	111.2	3.0	1,436	124	1,049	313	164	479	72.4	70.0	15.0	52.4	7.3	21.5	74.8	10.5	10.2	13.4	11.0	36.5
4 cows	108.6	4.0	1,907	127	1,518	432	177	477	71.3	83.9	18.9	64.7	6.0	22.5	77.1	7.2	8.4	11.8	15.1	46.9
5 to 9 cows	105.0	6.5	3,214	128	2,974	728	254	493	69.5	95.1	23.9	73.8	4.2	25.1	77.6	4.4	6.0	11.9	22.1	53.5
10 to 14 cows	101.2	11.4	5,777	147	5,796	1,231	357	509	63.7	99.3	34.1	71.0	3.7	34.4	71.5	3.7	5.7	14.0	34.2	48.4
15 to 19 cows	98.9	16.3	8,776	184	8,989	1,801	622	540	48.9	99.7	50.1	55.7	3.6	50.2	55.9	3.6	7.4	24.9	51.3	36.6
20 to 29 cows	101.2	22.4	14,061	231	13,663	2,497	894	627	35.6	100.0	71.1	40.2	3.5	71.1	40.2	3.5	9.9	38.3	69.1	22.8
30 to 49 cows	100.1	35.4	24,557	323	23,299	2,848	1,609	693	25.5	100.0	88.3	29.0	3.0	88.3	29.0	3.0	11.9	59.1	83.8	10.8
50 to 74 cows	105.4	56.7	44,044	1,806	39,487	5,512	3,163	777	13.0	100.0	97.8	19.6	6.5	97.8	19.6	6.5	50.0	87.5	87.7	7.8
75 to 99 cows	115.9	93.6	70,494	------	65,499	9,694	------	753	------	100.0	90.9	36.4	---	90.9	36.4	----	-----	-----	84.5	16.0
100 to 199 cows	110.3	128.9	104,223	------	99,803	3,970	------	808	------	100.0	100.0	16.7	---	100.0	16.7	----	-----	-----	95.8	2.0
200 cows and over	102.6	521.0	458,866	------	318,290	49,950	------	881	------	100.0	100.0	66.7	---	100.0	66.7	----	-----	-----	69.4	23.2
NEW MEXICO																				
Total	115.7	3.4	1,614	123	4,138	770	179	470	64.5	35.0	8.4	24.4	6.2	24.0	69.7	17.8	9.7	14.1	21.6	35.3
1 cow	128.0	1.0	431	88	170	125	82	431	47.1	7.8	3.6	1.7	3.4	46.4	21.2	44.0	7.3	6.8	1.4	1.5
2 cows	116.0	2.0	780	118	328	195	104	390	68.9	20.8	6.6	9.4	8.0	31.6	45.3	38.5	11.6	10.2	2.8	7.1
3 cows	114.7	3.0	1,198	143	560	324	180	399	77.4	42.1	8.6	27.7	10.2	20.3	65.8	24.3	13.2	16.7	4.0	22.7
4 cows	111.3	4.0	1,598	135	907	402	172	400	82.7	62.5	9.7	49.4	9.3	15.5	79.1	15.0	11.3	14.4	5.5	37.7
5 to 9 cows	109.3	6.4	2,864	142	1,851	754	278	446	84.2	86.2	13.4	73.7	7.2	15.5	85.5	8.3	8.5	16.7	8.5	58.8
10 to 14 cows	100.2	11.3	5,389	170	4,044	1,299	608	477	83.8	99.3	20.6	83.4	6.3	20.7	84.0	6.3	7.5	26.7	15.5	61.0
15 to 19 cows	98.7	16.2	8,707	156	8,070	1,983	339	537	76.6	99.5	31.2	77.5	5.5	31.3	77.9	5.5	7.2	15.6	28.9	53.5
20 to 29 cows	103.9	22.6	12,924	156	12,508	2,573	196	571	58.6	99.1	58.6	53.4	6.0	59.1	53.9	6.1	10.3	12.9	56.7	32.2
30 to 49 cows	105.8	34.8	23,387	248	20,884	2,629	258	671	44.1	100.0	86.4	44.1	13.6	86.4	44.1	13.6	30.8	31.9	77.2	15.0
50 to 74 cows	115.8	57.7	47,595	2,001	41,673	5,186	4,000	825	33.3	100.0	90.5	52.4	9.5	90.5	52.4	9.5	28.6	57.1	79.2	17.3
75 to 99 cows	106.7	83.8	71,768	400	66,595	3,152	400	857	12.5	100.0	100.0	37.5	12.5	100.0	37.5	12.5	100.0	100.0	92.8	5.0
100 to 199 cows	106.4	148.8	111,990	------	108,630	-----	------	753	------	100.0	100.0	----	---	100.0	-----	----	-----	-----	97.0	-----
200 cows and over	105.3	218.3	167,877	------	167,517	-----	------	769	------	100.0	100.0	----	---	100.0	-----	----	-----	-----	99.8	-----
ARIZONA																				
Total	106.9	5.6	3,551	136	9,327	1,492	188	639	58.4	37.8	22.2	15.7	7.5	58.7	36.3	19.7	12.8	17.0	58.2	17.7
1 cow	125.8	1.0	599	102	289	152	90	599	60.4	12.5	7.3	1.9	4.7	58.8	14.9	37.5	7.8	6.9	3.5	1.5
2 cows	110.0	2.0	975	123	438	249	102	488	71.0	26.3	12.9	7.8	10.2	49.1	29.5	38.7	14.3	11.8	5.8	6.1
3 cows	107.1	3.0	1,417	164	721	381	121	472	71.0	42.2	20.4	16.8	12.9	48.3	39.7	30.5	18.1	13.4	10.4	13.9
4 cows	98.0	4.0	1,894	161	1,496	519	163	474	60.8	55.4	28.4	24.7	10.6	51.2	44.7	19.1	17.4	17.6	22.4	20.9
5 to 9 cows	97.6	6.3	3,147	193	2,864	813	234	499	48.5	74.3	38.2	37.1	9.2	51.4	49.9	12.4	19.0	23.0	34.7	29.5
10 to 14 cows	99.7	11.6	7,567	187	6,304	1,951	385	650	40.6	98.0	55.9	50.0	6.2	57.0	51.0	6.4	15.4	31.6	46.5	39.7
15 to 19 cows	99.5	16.5	10,814	190	10,059	2,537	899	656	28.0	99.2	72.0	34.1	1.5	72.5	34.4	1.5	5.4	25.6	66.9	24.6
20 to 29 cows	102.0	23.1	16,457	106	16,327	3,494	79	714	15.8	99.4	75.4	31.6	2.5	75.9	31.8	2.4	14.8	11.0	74.8	20.6
30 to 49 cows	101.3	35.9	25,768	150	23,777	4,367	304	719	12.8	100.0	85.9	31.7	1.7	85.9	31.7	1.7	15.0	26.4	77.4	16.5
50 to 74 cows	105.3	57.3	42,908	2,455	41,158	7,132	5,652	748	7.9	100.0	88.9	23.8	3.2	88.9	23.8	3.2	40.0	92.3	85.3	12.2
75 to 99 cows	103.3	80.8	66,725	232	56,494	13,957	------	825	10.0	100.0	90.0	30.0	---	90.0	30.0	----	-----	-----	76.2	19.3
100 to 199 cows	98.4	124.8	87,946	200	79,656	13,138	75	705	4.8	100.0	95.2	23.8	4.8	95.2	23.8	4.8	100.0	37.5	86.2	11.0
200 cows and over	108.5	275.0	186,867	12,288	152,475	18,748	12,000	680	25.0	100.0	100.0	25.0	25.0	100.0	25.0	25.0	100.0	97.7	81.6	7.7
UTAH																				
Total	109.7	4.5	2,772	136	3,612	667	175	614	42.8	68.1	47.2	21.1	4.0	69.3	31.0	5.9	9.3	12.0	61.5	16.3
1 cow	122.9	1.0	559	92	310	122	82	559	51.8	19.3	12.8	4.0	3.5	66.6	20.8	18.2	6.8	6.1	7.1	2.7
2 cows	113.8	2.0	1,039	129	705	213	108	519	57.6	53.4	33.5	17.4	6.3	62.7	32.8	11.9	11.0	9.2	22.7	11.1
3 cows	111.1	3.0	1,635	150	1,291	353	167	545	46.9	80.2	52.2	28.2	5.9	65.1	35.2	7.3	12.5	13.9	41.2	19.0
4 cows	110.6	4.0	2,290	163	1,902	501	222	573	43.5	90.5	57.6	34.6	4.8	63.7	38.3	5.3	11.0	15.0	47.9	23.6
5 to 9 cows	107.2	6.5	3,974	168	3,700	864	287	613	30.5	97.4	69.2	31.0	2.6	71.1	31.8	2.8	8.4	14.3	64.5	21.0
10 to 14 cows	104.5	11.4	7,454	207	7,147	1,574	608	656	21.0	99.8	78.0	24.6	1.1	78.1	24.7	1.1	5.2	15.2	74.8	16.2
15 to 19 cows	105.0	16.2	11,122	273	10,521	2,293	1,544	685	14.4	100.0	86.1	18.6	1.0	86.1	18.6	1.0	6.9	39.0	81.5	11.9
20 to 29 cows	101.2	22.3	15,317	247	14,527	2,829	567	687	12.3	100.0	89.1	15.2	2.4	89.1	15.2	2.4	19.2	45.7	84.5	8.7
30 to 49 cows	105.3	35.6	24,726	417	23,502	4,970	------	695	12.0	100.0	97.3	6.7	---	97.3	6.7	----	-----	-----	92.5	4.2
50 cows and over	111.6	60.5	46,009	------	44,139	2,069	------	761	------	100.0	100.0	20.0	---	100.0	20.0	----	-----	-----	95.9	2.8

[1] Quantity of milk, cream, or butter. See text discussion.

[2] Because of using a standard factor for each State in converting cream to gallons of whole milk, percentages in some size groups may add to over 100. See also text discussion.

TABLE 13.—CLASSIFICATION BY NUMBER OF COWS MILKED—RATIO OF COWS KEPT FOR MILK TO COWS MILKED; AVERAGE MILK PRODUCTION PER COW; PERCENT OF MILK SOLD AS WHOLE MILK AND AS CREAM; AND OTHER SPECIFIED AVERAGES AND PERCENTAGES; BY DIVISIONS AND STATES: 1939—Continued

(Base figures shown in table 12)

DIVISION AND STATE AND NUMBER OF COWS MILKED	Ratio of cows kept for milk to cows milked (percent)	AVERAGE PER FARM REPORTING						Annual milk production per cow milked (gallons)	PERCENT OF FARMS REPORTING COWS MILKED THAT REPORTED—					PERCENT OF FARMS REPORTING SALES OF ANY DAIRY PRODUCTS[1] THAT REPORTED—			RATIO OF BUTTER SOLD TO BUTTER CHURNED (PERCENT)		PERCENT OF MILK PRODUCED[2]—	
		Cows milked (number)	Milk produced (gallons)	Butter churned (lbs.)	Sales of—				Butter churned	Sales of—				Whole milk sold	Cream sold	Butter sold	Farms reporting	Pounds	Sold as whole milk	Sold as cream
					Whole milk (gallons)	Cream (lbs. of butterfat)	Butter (lbs.)			Any dairy products[1]	Whole milk	Cream	Butter							
MOUNTAIN—Continued																				
NEVADA																				
Total	113.5	7.4	4,895	161	8,682	2,045	315	663	39.6	51.6	15.1	38.6	2.3	29.2	74.8	4.5	5.9	11.5	26.8	51.0
1 cow	120.6	1.0	580	81	151	133	102	580	36.9	10.0	4.0	5.6	1.2	39.5	55.8	11.6	3.2	4.0	1.0	4.1
2 cows	112.7	2.0	1,001	117	475	228	108	500	50.9	21.8	7.5	13.2	2.7	34.4	60.4	12.5	5.4	4.9	3.6	9.5
3 cows	108.5	3.0	1,400	138	685	398	61	467	62.1	36.7	10.5	27.4	4.4	28.6	74.7	12.1	7.1	3.1	5.1	24.6
4 cows	100.4	4.0	1,860	155	1,289	519	205	465	60.2	44.2	12.7	30.4	5.0	28.8	68.8	11.2	8.3	10.9	8.8	26.8
5 to 9 cows	111.7	6.5	3,715	218	3,074	1,113	218	573	44.2	73.0	19.1	56.2	2.7	26.1	77.0	3.7	6.1	6.1	15.8	53.2
10 to 14 cows	115.5	11.4	7,855	203	5,955	2,174	60	686	17.7	94.0	21.8	77.4	0.4	23.2	82.4	0.4	2.3	0.7	16.5	67.7
15 to 19 cows	108.1	16.4	11,124	177	10,665	2,997	540	678	12.4	97.3	19.5	81.4	0.9	20.0	83.6	0.9	7.1	21.8	18.7	69.3
20 to 29 cows	111.3	25.5	17,024	457	14,704	4,395	———	726	7.4	97.5	33.9	71.1	——	34.7	72.9	——	——	——	29.3	58.0
30 to 49 cows	107.6	35.1	27,482	1,854	25,244	6,433	3,900	783	6.8	98.6	44.6	70.3	2.7	45.2	71.2	2.7	40.0	84.1	41.0	52.0
50 to 74 cows	101.1	54.3	41,607	677	36,701	6,799	1,782	766	25.0	100.0	66.7	58.3	8.3	66.7	58.3	8.3	33.3	87.7	58.8	30.1
75 to 99 cows	106.5	80.5	67,218	———	62,300	13,795	———	835	———	100.0	75.0	50.0	——	75.0	50.0	——	——	——	69.5	32.4
100 to 199 cows	130.7	125.0	96,417	———	87,383	1,515	———	771	———	100.0	100.0	66.7	——	100.0	66.7	——	——	——	90.6	3.3
200 cows and over	———	——	——	———	——	——	———	——	———	——	——	——	——	——	——	——	——	——	——	——
PACIFIC																				
WASHINGTON																				
Total	107.4	5.3	3,566	133	5,988	901	185	672	54.2	66.9	31.8	35.8	4.0	47.5	53.5	5.9	7.3	10.2	53.4	26.7
1 cow	120.6	1.0	666	110	307	138	87	666	71.8	23.8	10.1	10.9	4.8	42.3	45.5	20.3	6.7	5.3	4.6	6.7
2 cows	109.6	2.0	1,193	137	780	250	121	597	67.9	61.0	22.0	37.9	6.1	36.0	62.2	10.0	9.0	7.9	14.4	23.5
3 cows	106.3	3.0	1,778	144	1,390	397	174	593	57.3	84.7	31.1	54.7	4.7	36.7	64.6	5.6	8.3	10.0	24.3	36.0
4 cows	106.3	4.0	2,384	149	1,968	553	241	596	50.6	93.1	36.1	58.9	3.8	38.8	63.2	4.1	7.6	12.3	29.8	40.3
5 to 9 cows	103.6	6.6	4,053	147	3,756	998	264	617	39.7	97.7	46.1	55.0	2.4	47.1	56.3	2.5	6.1	10.9	42.5	40.0
10 to 14 cows	103.6	11.5	7,653	164	7,234	1,933	449	663	25.7	98.8	59.5	45.0	1.6	59.6	45.1	1.6	6.2	16.8	56.2	33.5
15 to 19 cows	102.3	16.5	11,336	189	10,769	2,846	734	688	17.2	100.0	69.5	35.6	0.9	69.5	35.6	0.9	5.4	21.0	66.0	26.4
20 to 29 cows	104.6	23.1	16,822	225	16,116	3,765	986	729	12.5	100.0	79.0	28.0	0.8	79.0	28.0	0.8	6.2	26.9	75.7	18.5
30 to 49 cows	103.3	36.2	27,910	277	26,260	5,140	1,656	771	11.4	100.0	86.3	26.3	0.7	86.3	26.3	0.7	5.8	34.3	81.2	14.3
50 to 74 cows	103.3	57.4	46,916	282	44,643	8,068	———	818	4.3	100.0	91.4	20.0	——	91.4	20.0	——	——	——	86.9	10.1
75 to 99 cows	101.5	82.1	71,383	3,705	65,165	12,917	13,000	869	10.3	100.0	89.7	23.1	2.6	89.7	23.1	2.6	25.0	87.7	81.9	12.3
100 to 199 cows	101.2	123.8	105,718	20,796	92,062	9,042	20,796	854	8.0	100.0	100.0	20.0	8.0	100.0	20.0	8.0	100.0	100.0	87.1	5.0
200 cows and over	106.5	285.3	283,008	500	270,685	5,238	———	999	16.7	100.0	100.0	33.3	——	100.0	33.3	——	——	——	95.6	1.8
OREGON																				
Total	106.5	5.2	3,229	118	5,969	917	185	624	48.0	66.5	21.5	47.2	2.4	32.3	71.0	3.6	4.9	7.7	39.7	36.1
1 cow	122.2	1.0	643	99	247	144	80	643	63.4	25.8	7.7	16.9	3.3	29.7	65.4	12.7	5.2	4.2	3.0	10.2
2 cows	111.6	2.0	1,121	118	660	260	102	560	59.1	57.9	12.7	46.0	3.0	22.0	79.4	5.2	5.1	4.4	7.5	28.7
3 cows	106.5	3.0	1,665	123	1,203	418	169	555	48.0	80.1	18.5	64.1	2.5	23.1	80.0	2.9	4.8	6.6	13.4	43.3
4 cows	102.2	4.0	2,244	124	1,706	575	180	561	44.1	88.5	23.2	68.4	1.8	26.2	77.3	2.0	4.0	5.8	17.7	47.1
5 to 9 cows	102.3	6.5	3,804	136	3,324	1,016	354	584	35.5	95.8	28.4	71.7	1.6	29.6	74.9	1.6	4.4	11.4	24.8	51.5
10 to 14 cows	101.2	11.5	7,033	152	6,397	1,918	545	613	26.6	99.4	40.8	64.7	1.1	41.0	65.1	1.1	4.1	14.8	37.1	47.5
15 to 19 cows	101.1	16.5	10,684	217	9,983	2,819	1,488	646	19.2	99.9	56.4	51.4	0.9	56.5	51.4	0.9	4.9	33.9	52.7	36.5
20 to 29 cows	100.9	23.2	15,691	243	14,796	4,017	1,396	677	15.2	99.9	67.5	40.6	1.1	67.6	40.7	1.1	7.5	43.0	63.7	28.0
30 to 49 cows	104.7	36.0	25,644	220	24,131	5,999	491	715	8.3	100.0	79.8	29.8	1.2	79.8	29.8	1.2	14.0	31.2	75.1	18.8
50 to 74 cows	106.0	58.1	43,550	144	40,370	7,811	———	750	6.4	100.0	88.7	26.2	——	88.7	26.2	——	——	——	82.2	12.7
75 to 99 cows	105.0	83.5	63,594	280	60,160	10,019	180	761	2.9	100.0	85.7	34.3	2.9	85.7	34.3	2.9	100.0	64.3	81.1	14.5
100 to 199 cows	108.3	119.4	86,297	———	80,886	17,202	———	723	———	100.0	95.5	13.6	——	95.5	13.6	——	——	——	89.5	7.3
200 cows and over	108.7	260.0	222,267	———	190,289	31,969	———	855	———	100.0	100.0	33.3	——	100.0	33.3	——	——	——	85.6	12.9
CALIFORNIA																				
Total	111.7	11.8	9,390	134	20,447	2,973	330	795	55.4	50.8	34.7	16.4	2.8	68.3	32.3	5.1	7.4	18.2	75.6	16.0
1 cow	127.4	1.0	660	97	319	157	80	660	50.8	13.3	9.5	2.1	3.0	71.6	15.9	22.9	6.0	5.0	4.6	1.5
2 cows	119.8	2.0	1,156	128	725	307	123	578	55.0	29.0	17.1	10.0	4.5	59.2	34.5	15.6	8.2	7.9	10.7	8.2
3 cows	121.0	3.0	1,711	152	1,437	460	135	570	44.8	50.9	28.1	22.4	4.1	55.2	44.0	8.0	9.1	8.0	23.6	18.6
4 cows	114.8	4.0	2,382	156	2,170	636	211	596	33.5	70.5	37.2	34.5	3.2	52.8	48.8	4.6	9.7	13.1	33.9	28.5
5 to 9 cows	110.8	6.7	4,272	170	4,203	1,095	318	640	20.5	89.8	52.8	38.7	1.8	58.8	43.1	2.0	8.8	16.5	52.0	30.6
10 to 14 cows	109.3	11.6	7,912	186	7,837	2,021	367	681	11.5	98.2	64.8	36.0	1.1	66.0	36.6	1.1	9.7	19.1	64.2	28.3
15 to 19 cows	110.0	16.5	11,840	207	11,671	2,919	971	719	8.3	99.4	71.5	31.4	0.7	71.9	31.6	0.7	8.2	38.8	70.5	23.9
20 to 29 cows	108.3	25.3	17,214	449	16,841	4,235	1,946	738	6.9	99.9	74.2	29.6	1.1	74.2	29.6	1.1	16.0	69.2	72.6	22.4
30 to 49 cows	108.0	36.9	28,723	593	28,718	6,638	2,917	778	4.3	99.9	77.9	25.6	0.6	78.0	25.7	0.6	14.6	71.9	77.9	18.3
50 to 74 cows	110.2	58.8	48,354	2,982	48,971	10,674	7,494	825	2.8	99.9	81.1	22.9	0.9	81.2	22.9	0.9	33.3	83.8	82.1	15.6
75 to 99 cows	106.1	84.0	73,536	589	74,108	15,533	2,108	876	2.5	100.0	84.2	21.1	0.5	84.2	21.1	0.5	20.0	71.5	84.9	13.7
100 to 199 cows	108.3	126.7	113,601	3,767	112,540	21,431	8,668	896	1.9	100.0	90.0	16.0	0.8	90.0	16.0	0.8	41.7	95.9	89.2	9.3
200 cows and over	101.4	350.6	348,932	658	346,572	48,825	———	995	2.4	100.0	92.9	16.1	——	92.9	16.1	——	——	——	92.2	6.9

[1] Quantity of milk, cream, or butter. See text discussion.

[2] Because of using a standard factor for each State in converting cream to gallons of whole milk, percentages in some size groups may add to over 100. See also text discussion.

TABLE 14.—CATTLE—FARMS REPORTING AND NUMBER OF CATTLE AND OF COWS AND HEIFERS,

	DIVISION AND STATE	ALL CATTLE AND CALVES OVER 3 MONTHS OLD[1]															
		Farms reporting										Number					
		By size of herd, 1940						1935[1]	1930[1]	Percent of all farms			1940 (Apr. 1)	1935[1] (Jan. 1)	1930[1] (Apr. 1)	Rank		
		Total	Under 10 head	10 to 24 head	25 to 49 head	50 to 99 head	100 head and over			1940	1935	1930				1940	1935	1930
1	United States	4,843,417	3,194,773	1,103,227	385,051	109,637	50,729	5,480,775	4,803,174	79.4	80.5	76.4	60,674,736	68,284,409	54,250,300	----	----	----
	GEOGRAPHIC DIVISIONS:																	
2	New England	89,314	53,300	22,249	10,827	2,625	313	112,170	97,015	66.1	70.9	77.7	1,102,647	1,174,770	1,110,273	9	9	9
3	Middle Atlantic	259,950	137,085	81,063	34,984	6,101	717	304,813	288,537	74.7	76.6	80.7	3,441,534	3,566,180	3,282,312	8	8	6
4	East North Central	858,784	467,120	291,457	84,141	13,575	2,491	948,422	858,657	85.4	87.5	88.8	10,473,466	10,819,572	8,864,468	3	3	2
5	West North Central	968,938	394,329	379,624	145,892	38,695	12,398	1,068,579	1,009,635	88.8	90.6	90.7	17,515,576	19,748,677	16,730,048	1	1	1
6	South Atlantic	732,899	653,856	52,874	17,308	6,118	2,743	843,077	685,486	71.9	73.5	64.8	4,028,074	4,723,655	3,276,237	6	6	7
7	East South Central	797,940	705,198	66,352	17,766	6,043	2,581	902,356	758,542	78.0	79.3	71.4	4,268,664	4,970,850	3,354,024	5	5	5
8	West South Central	791,665	583,273	136,073	42,377	17,589	12,353	910,130	769,666	82.1	80.0	69.8	10,510,258	12,123,546	8,642,241	2	2	3
9	Mountain	178,979	94,065	43,080	19,789	11,102	10,943	211,867	184,878	76.7	78.1	76.6	5,780,761	7,356,571	5,960,261	4	4	4
10	Pacific	164,948	106,547	30,458	13,967	7,789	6,190	179,361	150,758	59.7	59.9	57.6	3,553,756	3,800,588	3,050,436	7	7	8
	NEW ENGLAND:																	
11	Maine	28,021	20,605	5,969	1,235	192	20	34,911	30,746	71.9	83.3	78.8	215,883	245,010	224,121	42	42	42
12	New Hampshire	10,931	7,036	2,678	975	222	20	13,685	11,474	66.0	77.3	77.0	115,681	130,373	121,102	46	46	46
13	Vermont	19,149	6,129	6,296	5,230	1,386	108	22,931	21,673	81.2	84.7	87.0	408,709	409,527	405,280	37	38	36
14	Massachusetts	16,297	10,468	3,772	1,592	376	89	20,174	17,442	51.1	57.5	68.1	180,833	188,686	184,369	43	43	43
15	Rhode Island	1,839	1,039	472	253	61	14	2,671	2,419	61.0	61.7	72.8	24,629	27,905	27,957	48	48	48
16	Connecticut	13,077	8,023	3,062	1,542	388	62	17,798	13,261	61.8	55.3	77.1	156,912	173,269	147,444	45	45	45
	MIDDLE ATLANTIC																	
17	New York	118,148	51,741	38,583	23,030	4,355	439	137,418	131,919	77.1	77.6	82.5	1,927,305	1,919,163	1,842,509	11	12	9
18	New Jersey	12,941	7,703	2,792	1,850	505	91	15,902	14,688	50.1	54.1	57.9	180,333	177,879	152,187	44	44	44
19	Pennsylvania	128,861	77,641	39,688	10,104	1,241	187	151,493	141,930	76.2	79.2	82.3	1,333,896	1,469,138	1,287,616	16	18	14
	EAST NORTH CENTRAL:																	
20	Ohio	192,311	127,679	53,074	9,561	1,668	329	216,230	191,560	82.3	84.7	87.4	1,771,765	1,951,234	1,495,193	12	11	13
21	Indiana	158,394	109,080	39,116	7,937	1,810	451	177,887	159,746	85.8	88.6	88.0	1,468,866	1,604,368	1,202,819	15	14	18
22	Illinois	190,072	108,320	57,380	17,929	5,180	1,263	209,457	194,195	89.1	90.6	90.5	2,455,381	2,629,865	1,964,274	8	8	8
23	Michigan	148,663	87,222	51,122	8,933	1,198	188	163,797	143,510	79.2	83.4	84.7	1,540,768	1,517,639	1,287,525	13	17	15
24	Wisconsin	169,344	34,819	90,765	39,781	3,719	260	181,051	169,646	90.7	90.6	93.3	3,236,686	3,116,466	2,914,657	3	6	3
	WEST NORTH CENTRAL:																	
25	Minnesota	176,639	48,003	91,475	32,376	4,281	504	186,009	171,742	89.5	91.5	92.7	3,090,394	3,179,332	2,652,227	4	5	6
26	Iowa	198,850	62,152	80,879	40,488	12,428	2,903	207,648	202,827	93.2	93.5	94.4	4,213,010	4,569,590	3,516,914	2	2	2
27	Missouri	224,560	145,064	57,832	15,744	4,615	1,305	247,552	223,588	87.7	88.9	87.4	2,471,024	2,551,223	2,310,956	7	9	7
28	North Dakota	63,609	18,324	31,297	11,348	2,169	471	74,261	70,149	86.0	87.8	90.0	1,178,180	1,218,581	1,055,721	17	21	17
29	South Dakota	63,640	16,547	28,449	13,414	3,901	1,329	74,187	73,961	87.8	89.1	88.9	1,496,261	1,632,274	1,447,390	14	13	12
30	Nebraska	107,755	44,443	41,354	13,329	5,293	3,336	122,702	119,151	89.0	91.8	92.0	2,559,136	3,231,598	2,685,911	5	4	5
31	Kansas	133,885	59,796	48,338	17,193	6,008	2,550	156,220	148,217	85.6	89.5	89.3	2,507,571	3,386,079	2,740,929	6	5	4
	SOUTH ATLANTIC:																	
32	Delaware	5,911	4,219	1,295	343	45	9	7,265	6,707	65.7	70.0	69.1	47,241	53,090	48,875	47	47	47
33	Maryland	29,053	18,645	7,406	2,456	458	88	33,241	31,740	69.0	74.8	73.5	298,439	327,452	270,947	40	41	40
34	Dist. of Columbia	15	9	1	1	2	2	25	38	23.1	28.1	36.5	837	853	780	49	49	49
35	Virginia	134,832	116,172	11,980	4,423	1,732	525	154,640	132,529	77.1	78.2	77.7	815,517	870,244	725,017	27	28	25
36	West Virginia	81,419	67,440	9,964	2,961	830	224	92,050	71,240	82.0	87.9	86.2	527,067	611,402	498,339	36	36	34
37	North Carolina	186,766	179,077	5,679	1,417	470	123	210,537	161,432	67.1	70.0	57.7	540,015	684,266	457,012	35	35	35
38	South Carolina	95,571	91,950	2,399	790	332	100	114,525	90,610	69.5	69.2	57.4	274,586	385,179	255,163	41	39	40
39	Georgia	166,934	151,619	10,202	3,269	1,278	566	195,412	164,736	77.3	78.0	64.5	803,357	1,100,158	673,062	28	25	29
40	Florida	32,398	24,725	3,948	1,648	971	1,106	35,382	26,454	52.0	48.6	44.9	721,015	715,001	372,942	31	34	38
	EAST SOUTH CENTRAL:																	
41	Kentucky	208,036	179,064	21,797	5,370	1,410	395	233,245	197,312	82.3	83.8	80.0	1,130,152	1,211,588	908,253	20	22	21
42	Tennessee	199,533	170,650	21,309	5,713	1,526	335	224,157	191,274	80.6	81.9	77.9	1,108,869	1,253,477	903,406	21	20	22
43	Alabama	189,388	177,306	7,534	2,338	1,251	959	223,968	187,987	81.7	81.9	73.0	889,983	1,125,208	681,298	25	24	27
44	Mississippi	200,983	178,178	15,712	4,345	1,856	892	220,986	181,969	69.0	70.9	58.2	1,139,660	1,400,657	841,067	19	19	25
	WEST SOUTH CENTRAL:																	
45	Arkansas	166,106	142,610	17,523	4,097	1,396	480	196,960	152,097	76.7	77.8	62.8	982,175	1,187,092	680,985	24	23	28
46	Louisiana	110,121	90,238	12,085	4,280	2,048	1,470	118,013	93,688	73.4	69.3	58.0	1,051,901	1,081,697	618,503	22	26	31
47	Oklahoma	160,395	99,880	42,037	12,483	4,057	1,938	190,478	164,784	89.3	89.3	80.8	2,194,647	2,632,388	1,759,282	9	7	11
48	Texas	355,043	250,545	64,428	21,517	10,088	8,465	404,679	359,097	84.9	80.8	72.5	6,281,537	7,222,369	5,583,471	1	1	1
	MOUNTAIN:																	
49	Montana	32,435	14,169	8,914	4,687	2,649	2,016	40,830	37,670	77.8	80.7	78.3	1,038,669	1,530,015	1,147,318	25	16	19
50	Idaho	37,148	21,081	10,586	3,198	1,288	995	38,603	34,117	85.1	85.6	81.9	663,276	784,272	541,547	33	31	32
51	Wyoming	12,805	4,859	3,108	1,944	1,300	1,594	14,609	13,137	86.3	88.5	82.0	740,071	858,006	754,290	30	30	24
52	Colorado	40,174	21,009	9,475	4,658	2,662	2,370	49,987	45,924	78.1	78.5	76.6	1,144,213	1,589,509	1,281,276	18	15	16
53	New Mexico	22,552	13,925	4,008	1,879	1,135	1,605	28,379	20,627	66.1	68.6	65.7	845,493	1,070,738	823,244	26	27	20
54	Arizona	10,503	5,510	1,817	1,145	850	1,181	12,334	8,617	56.9	65.5	60.8	657,903	770,711	632,601	34	32	30
55	Utah	20,576	12,644	4,576	1,865	908	583	24,209	22,170	81.0	78.9	81.6	373,635	411,107	393,848	38	37	37
56	Nevada	2,786	868	596	413	310	599	2,916	2,816	78.0	78.9	76.0	338,501	342,213	286,137	39	40	39
	PACIFIC:																	
57	Washington	60,062	40,889	12,412	4,497	1,660	604	63,109	50,438	73.5	74.6	71.1	698,468	740,812	534,448	32	33	33
58	Oregon	48,459	33,283	9,180	3,318	1,493	1,185	50,859	42,861	78.4	78.5	77.7	799,049	927,977	702,669	29	28	26
59	California	56,427	32,375	8,863	6,152	4,636	4,401	65,393	57,459	42.5	43.5	42.4	2,056,239	2,131,799	1,813,319	10	10	10

[1] Farms reporting for 1935 and 1930, all ages; and number for 1935, all ages.

WITH VALUE OF CATTLE, BY DIVISIONS AND STATES: 1940, 1935, AND 1930

ALL CATTLE AND CALVES OVER 3 MONTHS OLD[1]—Continued						COWS AND HEIFERS 2 YEARS OLD AND OVER ON JANUARY 1								NUMBER OF ALL OTHER CATTLE AND CALVES OVER 3 MONTHS OLD[1]			
Value (dollars)						Farms reporting		Number									
			Average per head								Percent of all cattle and calves						
1940	1935	1930	1940	1935	1930	1940 (Apr. 1)	1935 (Jan. 1)	1940 (Apr. 1)	1935 (Jan. 1)	1930 (Apr. 1)	1940	1935	1930	1940 (Apr. 1)	1935[1] (Jan. 1)	1930 (Apr. 1)	
2,598,117,569	1,387,896,074	3,184,593,411	42.82	20.33	58.70	4,725,285	5,376,930	33,523,185	36,930,584	28,335,949	55.3	54.1	52.2	27,151,551	31,353,825	25,914,351	1
62,765,797	47,523,321	86,959,298	56.92	40.45	78.32	86,987	110,399	770,805	820,116	692,280	69.9	69.8	62.4	331,842	354,654	417,993	2
218,081,999	148,510,023	274,035,056	63.37	41.64	83.49	252,896	298,997	2,380,775	2,379,470	2,069,333	69.2	66.7	63.0	1,060,759	1,186,710	1,212,979	3
534,326,413	278,734,445	601,145,268	51.02	25.76	67.82	841,748	939,285	6,382,175	6,558,255	5,168,887	60.9	60.6	58.3	4,081,291	4,261,317	3,695,581	4
781,349,635	364,362,662	991,516,175	44.61	18.45	59.27	952,902	1,060,819	8,838,651	9,957,491	7,891,108	50.5	50.4	47.2	8,676,925	9,791,186	8,838,940	5
133,526,281	90,386,629	166,838,855	33.15	19.13	50.92	706,929	812,411	2,273,737	2,563,107	1,798,115	56.4	54.3	54.9	1,754,337	2,160,548	1,478,122	6
129,609,531	71,229,373	149,791,444	30.36	14.33	44.93	776,315	878,066	2,360,722	2,691,894	1,873,808	55.3	54.2	56.2	1,907,942	2,278,956	1,460,216	7
329,474,110	158,097,086	385,235,184	31.35	13.04	44.58	773,358	892,643	5,511,619	6,341,279	4,452,482	52.4	52.3	51.5	4,998,639	5,782,267	4,189,759	8
240,468,335	125,383,914	331,456,693	41.60	17.04	55.61	173,777	208,700	3,000,998	3,628,727	2,848,823	51.9	49.3	47.8	2,779,765	3,727,844	3,111,438	9
168,515,468	103,668,621	197,615,438	47.42	27.28	64.78	160,373	175,610	2,003,705	1,990,245	1,541,113	56.4	52.4	50.5	1,550,051	1,810,343	1,509,323	10
9,393,739	7,010,522	14,831,733	43.51	28.61	66.18	27,153	34,380	138,206	158,444	129,906	64.0	64.7	58.0	77,677	86,566	94,215	11
6,132,931	4,808,272	9,443,177	53.02	36.88	77.98	10,630	13,469	73,888	87,239	70,187	63.9	66.9	58.0	41,793	43,134	50,915	12
21,388,045	13,967,888	27,998,423	52.33	34.11	69.08	18,726	22,653	284,918	291,872	256,302	69.7	71.3	63.2	123,791	117,655	148,978	13
12,894,996	10,281,438	16,562,535	71.31	54.49	89.83	15,864	19,782	138,555	137,884	121,247	76.6	73.1	65.8	42,278	50,802	63,122	14
1,887,091	1,652,321	2,912,929	76.62	59.21	104.19	1,801	2,620	19,691	21,762	19,442	80.0	76.0	69.5	4,938	6,143	8,515	15
11,068,995	9,802,880	15,210,501	70.54	56.58	103.16	12,813	17,495	115,547	122,915	95,196	73.6	70.9	64.6	41,365	50,354	52,248	16
120,260,645	84,268,162	155,635,004	62.40	43.91	84.47	115,138	135,054	1,374,140	1,325,966	1,185,769	71.3	69.1	64.4	553,165	593,197	656,740	17
17,716,372	12,339,833	16,861,306	98.24	69.37	110.79	12,472	15,622	139,699	133,206	106,644	77.5	74.9	70.1	40,634	44,673	45,543	18
80,104,982	51,902,028	101,538,746	60.05	35.33	78.86	125,286	148,321	866,936	920,298	776,920	65.0	62.6	60.3	466,960	548,840	510,696	19
79,538,022	47,309,179	97,637,802	44.89	24.25	65.30	187,866	213,390	1,052,340	1,127,425	857,719	59.4	57.8	57.4	719,425	823,811	637,474	20
68,768,559	38,956,530	74,100,299	46.82	24.28	61.61	154,995	176,035	853,528	910,951	687,055	58.1	56.8	57.1	615,338	693,417	515,764	21
119,417,604	68,177,396	130,405,870	48.64	25.92	66.39	186,335	207,720	1,279,154	1,428,558	1,048,229	52.1	54.3	53.4	1,176,227	1,201,307	916,045	22
80,957,825	39,386,360	86,953,877	52.54	25.95	67.54	144,973	161,946	968,736	934,739	737,796	62.9	61.6	57.3	572,032	582,900	549,729	23
185,644,403	84,904,980	212,047,420	57.36	27.24	72.75	167,579	180,194	2,228,417	2,156,584	1,838,088	68.8	69.2	63.1	1,008,269	959,882	1,076,569	24
146,943,214	63,285,636	166,019,593	47.55	19.91	62.60	174,622	185,214	1,797,165	1,869,146	1,500,676	58.2	58.8	56.6	1,293,229	1,310,186	1,151,551	25
206,803,189	91,495,408	228,481,947	49.09	20.02	64.97	195,903	206,248	1,940,347	2,030,527	1,561,104	46.1	44.4	44.4	2,272,663	2,539,063	1,955,810	26
101,826,479	46,173,160	126,785,203	41.21	18.24	54.87	219,891	245,328	1,332,814	1,419,605	1,171,652	53.9	56.1	50.7	1,138,210	1,111,618	1,138,904	27
49,845,447	21,017,118	63,611,514	42.31	17.25	52.76	65,080	73,903	611,503	709,049	579,276	51.9	58.2	48.0	566,677	509,532	626,445	28
65,495,123	26,315,061	97,971,656	43.77	16.12	59.47	62,601	75,647	737,415	848,436	765,312	49.5	52.0	46.5	758,846	783,838	882,078	29
112,549,770	58,997,745	159,055,846	45.98	18.26	59.89	106,051	120,753	1,256,484	1,521,202	1,157,200	49.1	47.1	43.6	1,302,652	1,710,396	1,498,111	30
97,886,413	57,078,534	149,610,417	39.04	16.86	54.56	130,804	154,726	1,162,925	1,559,526	1,155,888	46.4	46.0	42.2	1,344,648	1,826,553	1,586,041	31
2,655,442	1,747,330	4,075,525	56.21	34.20	86.94	5,598	7,060	33,950	36,036	30,777	71.9	70.5	65.6	13,291	15,054	16,098	32
15,759,277	9,770,068	21,318,089	52.81	31.78	78.94	27,477	32,454	192,916	197,792	168,632	64.6	64.3	62.4	105,523	109,640	101,415	33
41,607	28,083	55,898	49.71	32.92	71.41	15	25	560	505	456	66.9	59.2	58.5	277	348	324	34
32,285,097	19,950,740	42,167,250	38.59	22.92	58.16	131,902	150,845	450,747	467,118	364,173	55.3	53.7	50.2	364,770	403,176	360,844	35
19,699,119	12,692,302	28,963,008	37.37	20.76	59.31	79,487	89,768	254,727	299,170	211,868	48.3	48.9	43.4	272,340	312,232	276,471	36
18,887,073	14,435,056	23,483,726	34.98	21.10	50.28	180,826	202,063	356,175	404,275	279,522	66.0	59.1	59.8	183,840	279,991	187,490	37
8,078,207	7,330,963	10,847,868	29.42	19.03	46.15	91,062	106,657	177,202	214,532	147,264	64.5	55.7	62.6	97,384	170,647	87,899	38
19,748,376	13,773,878	24,240,347	24.58	12.52	36.18	160,971	189,988	428,354	567,157	388,152	53.3	51.6	57.9	375,003	532,981	281,910	39
16,372,083	10,658,209	11,687,346	22.71	14.95	31.34	29,491	33,551	379,106	376,522	207,271	52.6	52.8	55.6	341,909	336,479	165,671	40
42,035,835	23,202,074	49,880,325	37.19	19.15	54.71	203,410	228,128	612,423	676,782	510,212	54.2	55.9	56.2	517,729	534,726	398,041	41
37,674,174	19,264,608	41,405,777	33.98	15.62	45.85	195,664	219,642	606,154	677,593	464,534	54.7	54.9	51.4	502,715	555,884	438,872	42
22,712,732	14,177,685	26,925,118	25.52	12.60	39.52	183,855	215,147	494,809	585,543	400,984	55.6	52.0	58.8	395,174	539,665	280,314	43
27,186,790	14,585,006	31,772,224	23.86	10.41	37.78	193,386	215,149	647,336	751,976	498,078	56.8	53.7	59.2	492,324	648,881	342,989	44
27,541,760	12,642,146	25,763,319	28.04	10.65	37.83	162,348	192,150	529,189	616,247	273,483	53.9	51.9	54.7	452,984	570,845	308,502	45
26,591,163	15,467,623	22,971,808	25.28	14.30	37.14	106,542	114,838	545,585	579,385	355,433	51.9	53.6	57.5	506,316	502,312	263,070	46
70,602,755	35,855,027	80,658,300	32.17	12.86	45.85	157,520	187,933	1,104,262	1,311,183	856,020	50.3	49.8	48.6	1,090,385	1,321,205	903,262	47
204,738,432	96,182,280	255,841,757	32.59	13.31	45.82	346,948	397,722	3,332,583	3,834,464	2,868,546	53.1	53.1	51.4	2,948,954	3,387,905	2,714,925	48
48,160,937	27,189,468	66,471,696	46.32	17.75	57.94	31,842	40,373	514,482	725,139	511,226	49.5	47.4	44.6	525,187	804,876	636,092	49
28,987,675	14,238,076	31,543,859	43.70	18.15	58.25	36,469	38,221	342,875	374,526	248,675	51.7	47.8	45.9	320,401	409,746	292,872	50
33,187,841	14,554,304	45,688,003	44.84	16.96	60.57	12,615	14,451	389,970	418,464	347,907	52.7	48.8	46.1	350,101	439,542	406,383	51
46,512,638	25,859,592	70,520,638	40.65	16.27	55.04	39,261	49,246	584,638	761,662	603,205	51.1	47.9	47.1	559,575	827,847	678,071	52
30,506,293	16,734,334	45,821,027	36.17	15.63	49.63	20,935	27,718	454,651	581,563	504,358	53.9	54.3	54.6	388,842	489,175	418,906	53
23,010,195	12,454,992	32,706,439	36.07	16.16	51.70	9,798	12,033	351,688	397,321	318,077	55.1	51.6	50.3	286,215	373,390	314,524	54
15,155,736	7,179,023	22,649,071	40.56	17.46	57.51	20,156	23,781	195,043	211,708	192,922	52.2	51.5	49.0	178,592	199,399	200,926	55
14,947,020	7,205,125	16,055,960	44.16	21.05	56.11	2,701	2,877	167,649	158,344	122,473	49.5	46.3	42.8	170,852	183,869	163,664	56
32,053,680	19,276,275	34,400,736	45.89	26.02	64.37	58,610	62,128	417,645	412,903	287,719	59.8	55.7	53.8	280,823	327,909	246,729	57
34,447,856	21,913,093	41,113,062	43.11	23.61	58.51	47,271	50,159	457,852	487,442	352,637	57.3	52.5	50.2	341,197	440,535	350,052	58
102,013,952	62,479,255	122,101,640	49.61	29.31	67.34	54,492	63,523	1,128,208	1,088,900	900,757	54.9	51.1	49.7	928,051	1,041,899	912,562	59

TABLE 15.—COWS AND HEIFERS KEPT FOR MILK AND FOR BEEF—FARMS REPORTING, NUMBER, AND VALUE, 1940 AND 1930; AND VALUE OF COWS AND HEIFERS AND OF OTHER CATTLE, 1940, 1935, AND 1930; BY DIVISIONS AND STATES

DIVISION AND STATE	VALUE OF ALL COWS AND HEIFERS 2 YEARS OLD AND OVER ON JAN. 1 (DOLLARS)			KEPT MAINLY FOR MILK PRODUCTION—COWS AND HEIFERS 2 YEARS OLD AND OVER ON JAN. 1									
				Farms reporting		Number		Percent of all cows and heifers		Value (dollars)		Average per head	
	1940 (Apr. 1)	1935 (Jan. 1)	1930 (Apr. 1)	1940 (Apr. 1)	1930 (Apr. 1)	1940 (Apr. 1)	1930 (Apr. 1)	1940	1930	1940	1930	1940	1930
United States	1,785,152,564	993,520,432	2,051,096,027	4,644,317	4,452,936	24,074,424	20,498,955	71.8	72.5	1,350,611,258	1,572,719,946	56.10	76.72
GEOGRAPHIC DIVISIONS:													
New England	54,594,451	42,385,257	68,579,586	86,620	92,506	756,570	680,621	98.2	98.3	53,946,702	67,727,981	71.30	99.51
Middle Atlantic	181,246,602	125,397,638	209,907,887	251,276	277,660	2,341,362	2,039,150	98.3	98.5	179,123,056	207,731,874	76.50	101.87
East North Central	396,650,130	212,569,455	423,806,606	852,353	824,819	5,933,190	4,902,359	93.0	94.8	371,272,255	403,732,312	62.58	82.35
West North Central	486,623,988	238,887,989	576,956,609	929,545	920,674	6,284,988	5,690,754	71.1	72.1	352,224,014	423,401,490	56.04	74.40
South Atlantic	94,259,576	64,922,135	113,149,264	698,364	632,985	1,757,530	1,492,041	77.3	83.0	78,734,941	100,773,110	44.80	67.54
East South Central	88,513,743	51,614,042	105,813,518	770,473	710,526	1,986,531	1,652,975	84.1	88.2	76,065,699	95,970,657	38.29	58.06
West South Central	215,599,733	108,307,404	240,205,206	758,952	704,154	2,883,851	2,227,374	52.3	50.0	111,227,691	123,760,405	38.57	55.56
Mountain	150,818,229	78,658,007	187,912,553	160,994	152,278	859,800	789,561	28.7	27.7	47,627,969	59,752,029	55.39	75.68
Pacific	116,866,112	70,978,507	124,766,798	155,740	137,354	1,270,622	1,024,120	63.4	66.5	80,388,951	89,870,088	63.27	87.75
NEW ENGLAND:													
Maine	7,581,456	6,020,872	11,069,690	26,988	28,951	132,160	124,952	95.6	96.2	7,312,710	10,713,246	55.33	85.74
New Hampshire	5,088,106	4,187,472	7,115,957	10,572	11,018	72,399	68,792	98.0	98.0	5,015,501	7,010,100	69.28	101.90
Vermont	18,293,270	12,550,496	22,226,935	18,676	21,171	281,883	254,520	98.9	99.3	18,163,337	22,111,558	64.44	86.88
Massachusetts	11,838,046	9,376,112	13,432,736	15,806	16,475	136,249	119,158	98.3	98.3	11,727,196	13,272,179	86.07	111.38
Rhode Island	1,758,703	1,523,340	2,460,195	1,801	2,249	19,543	19,171	99.2	98.6	1,751,183	2,438,265	89.61	127.19
Connecticut	10,034,870	8,726,965	12,276,073	12,777	12,644	114,336	94,028	99.0	98.8	9,976,775	12,182,633	87.26	129.56
MIDDLE ATLANTIC:													
New York	102,061,057	72,928,130	121,189,559	114,738	127,103	1,361,600	1,172,546	99.1	98.9	101,390,869	120,227,226	74.46	102.54
New Jersey	15,946,820	11,056,098	13,795,444	12,409	13,890	138,764	105,351	99.3	98.8	15,888,800	13,693,030	114.50	130.00
Pennsylvania	63,238,725	41,413,410	74,922,884	124,129	136,667	840,998	761,273	97.0	98.0	61,843,367	73,811,618	73.54	96.96
EAST NORTH CENTRAL:													
Ohio	57,408,441	34,950,113	68,308,770	185,725	183,748	992,864	818,417	94.3	95.4	54,330,244	65,396,090	54.72	79.91
Indiana	47,392,137	27,328,530	49,858,957	152,575	152,118	746,643	632,735	87.5	92.1	41,309,169	45,843,087	55.33	72.45
Illinois	76,642,450	47,142,414	83,952,803	183,069	183,435	1,080,669	921,107	84.5	87.9	65,162,458	74,271,382	60.30	80.65
Michigan	62,308,351	31,781,126	62,112,854	143,931	138,522	923,779	715,105	95.4	96.9	59,830,760	60,399,844	64.77	84.46
Wisconsin	152,878,751	71,167,272	159,573,242	167,053	166,996	2,189,235	1,814,995	98.2	98.7	150,639,644	157,821,909	68.81	86.95
WEST NORTH CENTRAL:													
Minnesota	106,034,751	48,597,796	116,166,818	173,454	167,057	1,699,849	1,442,031	94.6	96.1	100,381,236	111,691,093	59.05	77.45
Iowa	118,105,077	54,824,229	126,253,187	192,364	184,660	1,430,279	1,218,663	73.7	78.1	88,200,501	99,250,278	61.67	81.44
Missouri	63,826,885	31,231,310	75,822,509	210,437	197,822	900,433	819,006	67.6	69.9	41,740,205	52,380,726	46.36	63.96
North Dakota	32,786,969	15,599,078	39,494,088	62,096	66,459	497,664	479,224	81.4	82.7	26,824,008	32,845,013	53.90	68.55
South Dakota	40,296,959	17,817,156	56,704,071	60,530	66,827	456,214	487,651	61.9	63.7	25,443,620	36,738,363	55.77	75.34
Nebraska	67,955,990	36,508,848	84,463,184	103,857	106,790	609,459	575,639	48.5	49.7	34,298,766	44,361,731	56.28	77.07
Kansas	57,617,357	34,309,572	78,052,752	126,807	131,059	691,090	668,540	59.4	57.8	35,335,678	46,156,286	51.13	69.01
SOUTH ATLANTIC:													
Delaware	2,185,749	1,477,476	3,203,712	5,564	6,248	32,424	30,201	95.5	98.1	2,104,407	3,162,240	64.90	104.71
Maryland	12,281,903	7,713,888	15,823,812	27,154	29,943	184,703	164,434	95.7	97.5	11,859,632	15,523,785	64.21	94.41
Dist. of Columbia	31,912	21,715	37,803	15	38	558	451	99.6	98.9	31,806	37,433	57.00	83.00
Virginia	20,982,886	13,079,304	25,682,768	130,689	124,552	386,633	334,533	85.8	91.9	18,104,547	23,816,204	46.85	71.19
West Virginia	11,264,744	7,778,420	15,779,149	78,338	65,782	218,769	183,263	85.9	86.5	9,645,315	13,889,955	44.09	75.79
North Carolina	15,025,857	11,319,700	17,777,142	179,816	150,333	335,101	265,808	93.5	95.1	14,174,848	17,104,242	42.55	64.35
South Carolina	6,533,986	5,792,364	8,532,629	90,485	83,096	159,264	135,283	89.9	91.9	5,964,269	7,980,264	37.45	58.99
Georgia	14,426,481	10,208,826	18,309,225	159,144	151,294	337,723	302,231	78.8	77.9	12,011,817	15,236,767	35.57	50.41
Florida	11,526,058	7,530,440	8,003,024	27,159	21,699	104,355	75,837	27.5	36.6	4,838,300	4,022,220	46.36	53.04
EAST SOUTH CENTRAL:													
Kentucky	27,126,749	16,242,768	33,791,982	201,709	185,406	547,151	474,298	89.3	93.0	24,187,773	31,478,423	44.21	66.37
Tennessee	25,084,346	13,551,860	27,550,898	194,221	177,119	549,397	428,440	90.6	92.2	22,726,392	25,706,929	41.37	60.00
Alabama	16,608,742	10,539,774	20,453,897	182,729	177,402	367,241	332,045	74.2	82.8	12,881,178	17,774,004	35.08	53.53
Mississippi	19,693,906	11,279,640	24,016,741	191,814	170,599	522,742	418,192	80.8	84.0	16,270,356	21,011,301	31.13	50.24
WEST SOUTH CENTRAL:													
Arkansas	18,741,315	9,243,705	18,174,075	161,156	142,861	455,851	338,701	86.1	90.9	16,253,089	16,719,600	35.65	49.36
Louisiana	17,505,944	11,587,700	16,610,447	105,352	83,280	329,894	223,429	60.5	62.9	11,609,991	11,462,291	35.19	51.30
Oklahoma	45,230,182	22,290,111	49,263,754	155,020	152,843	748,310	588,957	67.8	68.8	30,497,630	33,979,846	40.76	57.69
Texas	134,122,292	65,185,888	156,154,930	337,424	325,170	1,349,776	1,076,287	40.5	37.5	52,866,981	61,598,668	39.17	57.23
MOUNTAIN:													
Montana	28,803,775	15,953,058	36,546,597	29,054	29,196	143,229	151,014	27.8	29.5	8,502,702	11,653,005	59.36	77.17
Idaho	19,043,209	9,363,150	18,604,396	35,710	31,396	211,180	157,580	61.6	63.4	12,351,235	12,486,296	58.49	79.24
Wyoming	20,834,902	9,206,208	25,263,177	11,656	10,064	67,459	58,318	17.3	16.8	3,923,715	4,563,735	58.16	78.26
Colorado	28,849,264	15,994,902	39,484,636	37,583	40,025	207,143	218,933	35.4	36.3	10,614,772	15,436,866	51.24	70.51
New Mexico	20,024,918	11,049,697	27,946,778	18,439	13,905	72,397	57,391	15.9	11.4	3,157,054	3,658,095	43.61	63.74
Arizona	15,070,867	7,946,420	18,065,408	6,649	5,545	40,788	32,978	11.6	10.4	2,340,201	2,670,062	57.37	80.96
Utah	9,907,502	4,869,284	13,827,996	19,621	20,174	97,884	95,689	50.2	49.6	5,555,090	7,705,526	56.75	80.51
Nevada	8,283,792	4,275,288	8,173,565	2,282	1,973	19,720	17,658	11.8	14.4	1,185,200	1,580,444	60.00	89.50
PACIFIC:													
Washington	24,084,487	14,451,605	23,475,593	57,648	47,013	330,173	243,869	79.1	84.8	19,803,147	20,576,326	59.98	84.37
Oregon	23,391,156	15,110,702	25,625,378	46,205	39,224	256,795	206,404	56.1	58.5	18,324,536	16,163,983	51.89	78.31
California	69,390,469	41,416,200	75,665,827	51,889	51,097	683,654	575,847	60.6	63.7	47,261,268	53,129,779	69.13	92.59

TABLE 15.—COWS AND HEIFERS KEPT FOR MILK AND FOR BEEF—FARMS REPORTING, NUMBER, AND VALUE, 1940 AND 1930; AND VALUE OF COWS AND HEIFERS AND OF OTHER CATTLE, 1940, 1935, AND 1930: BY DIVISIONS AND STATES—Continued

DIVISION AND STATE	KEPT MAINLY FOR BEEF PRODUCTION—COWS AND HEIFERS 2 YEARS OLD AND OVER ON JAN. 1								VALUE OF ALL OTHER CATTLE AND CALVES OVER 3 MONTHS OLD[1] (dollars)					
	Farms reporting		Number		Value (dollars)							Average per head		
	1940 (Apr. 1)	1930 (Apr. 1)	1940 (Apr. 1)	1930 (Apr. 1)	1940	1930	Average per head 1940	Average per head 1930	1940 (Apr. 1)	1935[1] (Jan. 1)	1930 (Apr. 1)	1940	1935	1930
United States	554,592	416,042	9,448,761	7,836,994	434,541,306	478,376,081	45.99	61.04	812,965,005	394,375,642	1,133,497,384	29.94	12.58	43.74
GEOGRAPHIC DIVISIONS:														
New England	3,085	2,630	14,235	11,659	647,749	851,605	45.50	73.04	8,171,346	5,138,064	18,379,712	24.62	14.49	43.97
Middle Atlantic	8,351	6,086	39,413	30,183	2,123,566	2,176,013	53.88	72.09	36,835,397	23,112,385	64,127,169	34.73	19.48	52.87
East North Central	60,530	41,777	448,985	266,528	25,357,875	20,074,294	56.48	75.32	137,696,283	66,364,990	177,338,662	33.66	15.57	47.99
West North Central	203,414	175,110	2,553,663	2,200,354	134,399,974	153,555,119	52.63	69.79	294,725,647	125,474,673	414,559,566	33.97	12.82	46.90
South Atlantic	46,745	31,749	516,207	306,074	15,524,635	12,376,154	30.07	40.44	39,266,705	25,464,496	53,689,591	22.38	11.79	36.32
East South Central	43,783	27,663	374,191	220,833	12,448,044	9,842,861	33.27	44.57	41,095,788	19,615,331	43,977,926	21.54	8.61	30.12
West South Central	114,975	68,345	2,627,788	2,225,108	104,372,042	116,442,801	39.72	52.33	113,374,377	49,789,682	145,031,978	22.78	8.61	34.62
Mountain	54,556	48,682	2,141,196	2,059,262	103,190,260	128,160,524	48.19	62.24	89,650,106	46,725,907	143,544,140	32.25	12.53	46.13
Pacific	19,153	14,000	733,083	516,993	36,477,161	34,896,710	49.76	67.50	51,649,356	32,690,114	72,848,640	33.32	18.06	48.27
NEW ENGLAND:														
Maine	1,379	1,279	6,046	4,954	268,746	356,444	44.45	71.95	1,812,283	989,650	3,762,043	23.33	11.43	39.93
New Hampshire	267	240	1,489	1,395	72,605	103,857	48.76	74.45	1,044,825	620,800	2,329,220	25.00	14.39	45.75
Vermont	603	253	3,035	1,782	129,933	115,377	42.81	64.75	3,094,775	1,417,392	5,771,488	25.00	12.05	38.74
Massachusetts	507	457	2,308	2,089	110,850	160,557	48.07	76.86	1,056,950	905,326	3,129,799	25.00	17.82	49.58
Rhode Island	45	91	148	271	7,520	21,930	50.81	80.92	128,388	128,981	452,734	26.00	21.00	53.17
Connecticut	284	310	1,211	1,168	56,095	93,440	47.97	80.00	1,034,125	1,075,915	2,934,428	25.00	21.37	56.16
MIDDLE ATLANTIC:														
New York	2,411	2,251	12,540	13,223	670,188	962,333	53.44	72.78	18,199,588	11,340,032	34,445,445	32.90	19.12	52.45
New Jersey	253	360	935	1,313	58,020	102,414	62.05	78.00	1,769,552	1,283,735	3,065,862	43.55	28.74	67.32
Pennsylvania	5,687	3,475	25,938	15,647	1,395,358	1,111,266	53.80	71.02	16,866,257	10,488,618	26,615,862	36.12	19.11	52.12
EAST NORTH CENTRAL:														
Ohio	10,091	8,093	59,476	39,302	3,078,197	2,912,680	51.76	74.11	22,129,581	12,359,066	29,329,032	30.76	15.00	46.01
Indiana	14,491	9,463	106,885	54,320	6,082,968	4,015,870	56.91	73.93	21,376,422	11,628,000	24,241,342	34.74	16.77	47.00
Illinois	25,010	16,608	198,485	127,122	11,480,012	9,681,421	57.84	76.16	42,775,154	21,034,982	46,453,067	36.37	17.51	50.71
Michigan	7,669	4,459	44,957	22,691	2,477,591	1,712,990	55.11	75.49	18,649,474	7,605,234	24,841,043	32.60	13.05	45.19
Wisconsin	5,269	3,154	39,182	23,093	2,239,107	1,751,333	57.15	75.84	32,765,652	13,737,708	52,474,178	32.50	14.31	48.74
WEST NORTH CENTRAL:														
Minnesota	11,617	6,854	97,316	58,645	5,653,515	4,475,725	58.09	76.32	40,908,463	14,687,840	49,852,775	31.63	11.21	43.29
Iowa	48,293	36,377	510,088	342,441	29,904,576	27,002,909	58.63	78.85	88,698,112	36,671,179	102,228,760	39.03	14.44	52.27
Missouri	47,343	42,829	432,381	352,646	22,086,680	23,441,783	51.08	66.47	37,999,594	14,941,850	50,962,694	33.39	13.44	44.75
North Dakota	9,156	7,694	113,839	100,052	5,962,961	6,651,075	52.38	66.48	17,058,478	5,418,040	24,117,426	30.10	10.63	38.50
South Dakota	18,330	15,786	281,201	277,661	14,853,339	19,965,708	52.82	71.91	25,196,164	8,497,905	41,267,584	33.21	10.84	46.78
Nebraska	30,085	29,277	647,025	581,561	33,657,224	40,101,453	52.02	68.95	44,593,780	22,488,897	74,572,662	34.23	13.15	49.78
Kansas	38,590	36,293	471,833	487,348	22,281,679	31,916,466	47.22	65.49	40,269,056	22,768,962	71,557,665	29.95	12.47	45.12
SOUTH ATLANTIC:														
Delaware	118	138	1,526	576	81,342	41,472	53.30	72.00	469,693	269,854	871,811	35.34	17.93	54.16
Maryland	1,217	1,004	8,213	4,198	422,271	300,027	51.41	71.47	3,477,374	2,056,180	5,494,277	32.95	18.75	54.18
Dist. of Columbia	1	2	2	5	106	370	53.00	74.00	9,695	6,368	17,895	35.00	18.30	55.23
Virginia	9,470	5,566	64,114	29,640	2,878,339	1,866,564	44.89	62.97	11,302,211	6,871,436	16,484,482	30.98	17.04	45.68
West Virginia	7,175	6,635	35,958	28,605	1,619,429	1,889,194	45.04	66.04	8,434,375	4,913,882	13,183,859	30.97	15.74	47.69
North Carolina	6,225	3,819	23,074	13,714	851,009	672,900	36.88	49.07	3,861,216	3,115,356	5,706,584	21.00	11.13	30.44
South Carolina	3,752	2,458	17,938	11,981	569,717	552,365	31.76	46.10	1,544,221	1,538,599	2,315,239	15.86	9.02	26.34
Georgia	11,180	7,759	90,631	85,921	2,414,664	3,072,458	26.64	35.76	5,321,895	3,565,052	5,931,122	14.19	6.69	21.04
Florida	7,637	4,368	274,751	131,434	6,687,758	3,980,804	24.34	30.29	4,846,025	3,127,769	3,684,322	14.17	9.30	22.24
EAST SOUTH CENTRAL:														
Kentucky	11,168	7,998	65,272	35,914	2,938,976	2,313,559	45.03	64.42	14,909,086	6,959,306	15,898,343	28.80	13.01	39.94
Tennessee	10,972	9,035	56,757	36,094	2,357,954	1,843,969	41.54	51.09	12,589,828	5,712,748	13,854,879	25.04	10.28	31.57
Alabama	10,023	4,290	127,568	68,939	3,727,564	2,679,893	29.22	38.87	6,103,990	3,637,911	6,469,221	15.45	6.74	23.08
Mississippi	11,620	6,340	124,594	79,886	3,423,550	3,005,440	27.48	37.62	7,492,884	3,305,366	7,755,483	15.22	5.10	22.61
WEST SOUTH CENTRAL:														
Arkansas	8,871	4,889	73,338	33,782	2,488,226	1,454,475	33.93	43.05	8,800,445	3,398,441	7,589,244	19.43	5.95	24.60
Louisiana	15,231	9,875	215,691	132,004	5,895,953	5,148,156	27.34	39.00	9,085,219	3,879,923	6,361,361	17.94	7.72	24.18
Oklahoma	22,679	14,502	355,952	267,063	14,732,552	15,283,908	41.39	57.23	25,372,573	11,564,916	31,394,546	23.27	8.75	34.76
Texas	68,194	39,079	1,982,807	1,792,259	81,255,311	94,556,262	40.98	52.76	70,616,140	30,946,402	99,686,827	23.95	9.13	36.72
MOUNTAIN:														
Montana	14,472	14,324	371,255	360,212	20,301,073	24,893,592	54.68	69.11	19,357,162	11,205,410	29,925,099	36.86	13.92	47.05
Idaho	5,373	3,947	131,695	91,095	6,691,974	6,118,100	50.81	67.16	9,944,466	4,874,926	12,939,463	31.04	11.90	44.18
Wyoming	5,806	5,021	322,511	289,589	16,911,187	20,699,442	52.44	71.48	12,352,939	5,348,096	20,424,826	35.28	12.17	50.26
Colorado	10,529	9,658	377,495	384,272	18,234,492	24,047,770	48.30	62.58	17,663,374	9,864,690	31,036,002	31.57	11.92	45.77
New Mexico	7,977	7,925	382,254	446,947	16,867,864	24,288,683	44.13	54.34	10,481,375	5,684,637	17,874,249	26.96	11.62	42.67
Arizona	5,222	3,278	310,900	285,099	12,730,666	15,395,346	40.95	54.00	7,939,328	4,508,572	14,641,031	27.74	12.07	46.55
Utah	3,689	3,567	97,159	97,235	4,352,412	6,124,470	44.80	62.99	5,248,234	2,309,739	8,821,075	29.39	11.58	43.90
Nevada	1,488	962	147,929	104,815	7,100,592	6,593,121	48.00	62.90	6,663,228	2,929,857	7,882,395	39.00	15.93	46.16
PACIFIC:														
Washington	5,920	3,625	87,472	43,850	4,281,340	2,899,267	48.95	66.12	7,969,173	4,824,670	10,925,143	28.38	14.71	44.28
Oregon	5,497	4,225	201,057	146,233	10,066,620	9,461,395	50.07	64.70	11,056,700	6,802,391	15,487,684	32.41	15.44	44.25
California	7,736	6,150	444,554	326,910	22,129,201	22,536,048	49.78	68.94	32,623,483	21,063,053	46,435,813	35.15	20.22	50.89

[1] For 1935, all ages.

TABLE 16.—VALUE OF ALL FARM PRODUCTS SOLD, TRADED, OR USED BY FARM HOUSEHOLDS AND INCOME FROM DAIRY PRODUCTS SOLD OR TRADED ON MAJOR SOURCE OF INCOME, BY

(For explanation of major-source-of

	DIVISION AND STATE	ALL CLASSIFIED FARMS[1]								DAIRY PRODUCTS FARMS[2]						
		Number	Value of all farm products sold, traded, or used by farm households (dollars)		Dairy products sold or traded					Number		Value of all farm products sold, traded, or used by farm households		Income from dairy products sold or traded		
					Farms reporting		Income from dairy products									
			Total	Average per farm	Number	Percent of all classified farms	Total (dollars)	Average per farm reporting (dollars)	Percent of total farm income	Total	Percent of all classified farms	Amount (dollars)	Percent of income on all farms	Amount (dollars)	Average per farm reporting (dollars)	Percent of farm income from all sources
1	United States	5,968,755	7,813,644,567	1,309	2,647,851	44.4	1,118,192,799	422	14.3	619,006	10.4	1,214,181,902	15.5	761,106,226	1,230	62.7
	GEOGRAPHIC DIVISIONS:															
2	New England	131,760	236,199,585	1,793	59,510	45.2	80,183,828	1,347	33.9	35,782	27.2	101,264,525	42.9	73,307,046	2,049	72.4
3	Middle Atlantic	340,001	587,180,351	1,727	185,896	54.7	202,852,622	1,091	34.5	109,411	32.2	271,544,772	46.2	180,223,625	1,647	66.4
4	East North Central	982,475	1,483,760,598	1,510	695,978	70.8	311,982,286	448	21.0	242,669	24.7	377,614,531	25.4	207,487,582	855	54.9
5	West North Central	1,066,716	1,850,749,777	1,716	769,339	72.1	208,139,897	271	11.4	109,399	10.3	149,006,083	8.1	75,803,603	693	50.9
6	South Atlantic	1,001,426	915,827,709	915	207,689	20.7	68,726,933	331	7.5	19,733	2.0	76,899,702	8.4	54,456,644	2,760	70.8
7	East South Central	1,008,777	609,665,515	604	237,795	23.6	39,175,985	165	6.4	18,831	1.9	35,046,865	5.7	22,687,934	1,205	64.7
8	West South Central	947,091	959,646,533	1,013	292,196	30.9	64,841,712	222	6.8	26,604	2.8	52,693,657	5.5	37,383,525	1,405	70.9
9	Mountain	224,574	486,785,439	2,168	102,966	45.8	38,662,567	375	7.9	18,653	8.3	33,486,386	6.9	21,337,010	1,144	63.7
10	Pacific	265,935	703,829,060	2,647	96,462	36.3	103,626,969	1,074	14.7	37,924	14.3	116,625,401	16.6	88,419,257	2,331	75.8
	NEW ENGLAND:															
11	Maine	38,105	50,508,172	1,325	17,586	46.2	9,192,067	523	18.2	6,282	16.5	11,432,231	22.6	7,239,652	1,152	63.3
12	New Hampshire	16,201	22,939,158	1,416	7,123	44.0	7,025,571	986	30.6	3,793	23.4	9,099,279	39.7	6,142,028	1,619	67.5
13	Vermont	23,090	38,214,720	1,655	16,016	69.4	21,700,253	1,355	56.8	12,713	55.1	29,758,358	77.9	20,659,546	1,625	69.4
14	Massachusetts	30,868	68,449,320	2,217	10,274	33.3	22,390,000	2,179	32.7	7,001	22.7	27,033,598	39.5	20,786,907	2,969	76.9
15	Rhode Island	2,951	8,246,648	2,795	1,298	44.0	3,807,352	2,933	46.2	933	31.6	4,657,286	56.5	3,642,485	3,904	78.2
16	Connecticut	20,545	47,841,567	2,329	7,213	35.1	16,068,585	2,228	33.6	5,060	24.6	19,285,773	40.3	14,836,428	2,932	76.9
	MIDDLE ATLANTIC:															
17	New York	149,696	273,175,038	1,825	91,840	61.4	111,656,707	1,216	40.9	62,584	41.8	149,429,452	54.7	102,763,802	1,642	68.8
18	New Jersey	24,910	78,917,781	3,168	6,997	28.1	22,976,065	3,284	29.1	4,930	19.8	28,318,964	35.9	21,659,129	4,393	76.5
19	Pennsylvania	165,395	235,087,532	1,421	87,059	52.6	68,219,850	784	29.0	41,897	25.3	93,796,356	39.9	55,800,694	1,332	59.5
	EAST NORTH CENTRAL:															
20	Ohio	227,309	294,663,952	1,296	147,146	64.7	51,948,986	353	17.6	34,779	15.3	53,588,496	18.2	28,729,654	826	53.6
21	Indiana	180,905	247,045,839	1,366	122,865	67.9	32,902,594	268	13.3	18,779	10.4	25,444,483	10.3	12,877,885	686	50.6
22	Illinois	209,076	454,583,861	2,174	142,763	68.3	48,484,992	340	10.7	19,423	9.3	39,087,014	8.6	22,479,849	1,157	57.5
23	Michigan	181,877	209,720,223	1,153	123,080	67.7	51,571,122	419	24.6	47,136	25.9	62,640,834	29.9	32,353,301	686	51.6
24	Wisconsin	183,308	277,746,723	1,515	160,124	87.4	127,074,592	794	45.8	122,552	66.9	196,853,704	70.9	111,046,893	906	56.4
	WEST NORTH CENTRAL:															
25	Minnesota	194,077	344,075,858	1,773	161,747	83.3	72,858,147	450	21.2	54,758	28.2	77,240,315	22.4	36,970,822	675	47.9
26	Iowa	209,407	561,836,688	2,683	170,107	81.2	50,591,432	297	9.0	10,924	5.2	19,402,178	3.5	9,821,170	899	50.6
27	Missouri	249,878	261,836,589	1,048	133,229	53.3	24,367,275	183	9.3	18,191	7.3	21,756,458	8.3	12,518,169	688	57.5
28	North Dakota	72,933	115,238,595	1,580	56,205	77.1	12,500,262	222	10.8	4,485	6.1	5,188,500	4.5	2,595,213	534	46.1
29	South Dakota	70,524	107,965,830	1,531	51,456	73.0	10,266,151	200	9.5	3,345	4.7	3,907,316	3.6	2,039,251	610	52.2
30	Nebraska	118,730	212,811,223	1,792	90,937	76.6	15,978,396	176	7.5	6,151	5.2	7,255,755	3.4	3,808,643	619	52.6
31	Kansas	151,167	226,984,994	1,502	105,658	69.9	21,598,236	204	9.5	11,545	7.6	14,275,561	6.3	8,252,535	715	57.8
	SOUTH ATLANTIC:															
32	Delaware	8,705	17,952,051	2,062	2,754	31.6	2,225,069	808	12.4	1,211	13.9	3,172,799	17.7	1,725,697	1,423	54.5
33	Maryland	40,938	64,085,970	1,565	15,961	39.0	15,306,093	959	23.9	6,942	17.0	22,091,510	34.5	13,014,568	1,875	58.9
34	Dist. of Columbia	65	517,279	7,958	10	15.4	194,764	19,476	37.7	8	12.3	287,001	55.5	194,434	24,304	67.7
35	Virginia	171,894	150,912,239	878	57,616	33.5	14,187,211	246	9.4	3,074	1.8	14,379,457	9.5	10,503,048	3,417	73.0
36	West Virginia	97,059	54,315,061	560	30,132	31.0	6,206,785	206	11.4	2,486	2.6	6,023,261	11.1	4,194,327	1,687	69.6
37	North Carolina	274,236	262,437,677	957	46,300	16.9	9,534,410	206	3.6	2,225	0.8	9,078,037	3.5	6,784,806	3,049	74.7
38	South Carolina	136,357	110,748,841	812	13,767	10.1	3,976,757	289	3.6	859	0.6	4,066,538	3.7	2,976,890	3,466	73.2
39	Georgia	215,577	165,956,195	777	37,401	17.5	8,692,512	232	5.2	1,998	0.9	8,739,743	5.3	6,930,571	3,486	79.3
40	Florida	58,595	88,904,396	1,517	3,748	6.4	8,403,532	2,242	9.5	940	1.6	9,061,356	10.2	8,134,305	8,654	89.8
	EAST SOUTH CENTRAL:															
41	Kentucky	248,100	174,492,449	703	86,443	34.8	12,288,993	142	7.0	5,510	2.2	9,538,001	5.5	5,533,270	1,004	58.0
42	Tennessee	243,254	156,491,597	643	80,001	32.9	13,449,430	168	8.6	7,508	3.1	12,618,848	8.1	7,750,099	1,030	61.3
43	Alabama	229,582	119,740,527	522	37,330	16.3	6,304,256	169	5.3	1,428	0.6	6,115,430	5.1	4,820,885	3,376	78.8
44	Mississippi	287,841	158,940,942	552	34,021	11.8	7,133,306	210	4.5	4,385	1.5	6,774,586	4.3	4,603,680	1,050	68.0
	WEST SOUTH CENTRAL:															
45	Arkansas	213,730	159,098,085	744	54,159	25.3	6,699,371	124	4.2	3,161	1.5	4,628,623	2.9	3,128,350	990	67.6
46	Louisiana	147,781	114,048,616	772	8,598	5.8	6,125,300	712	5.4	1,861	1.3	6,761,531	5.9	5,397,167	2,900	79.8
47	Oklahoma	176,340	176,765,767	1,002	94,456	53.6	17,591,613	186	10.0	8,605	4.9	11,678,890	6.6	7,047,285	819	60.3
48	Texas	409,240	509,736,065	1,246	134,983	33.0	34,425,428	255	6.8	12,977	3.2	29,624,593	5.8	21,810,723	1,681	73.6
	MOUNTAIN:															
49	Montana	40,384	91,548,302	2,267	18,213	45.1	5,624,381	309	6.1	2,187	5.4	4,763,059	5.2	3,078,959	1,408	64.6
50	Idaho	42,244	91,729,972	2,171	28,872	68.3	10,610,163	367	11.6	6,373	15.1	8,550,306	9.3	4,797,108	753	56.1
51	Wyoming	14,465	49,246,671	3,405	7,339	50.7	2,404,505	328	4.9	991	6.9	2,063,538	4.2	1,354,646	1,347	64.7
52	Colorado	48,702	108,699,894	2,232	24,649	50.6	8,619,261	350	7.9	3,843	7.9	7,156,792	6.6	4,764,658	1,240	66.6
53	New Mexico	32,850	47,770,894	1,455	6,431	19.6	2,467,340	384	5.2	852	2.6	2,215,947	4.6	1,595,739	1,873	72.0
54	Arizona	17,750	42,061,782	2,370	2,651	14.9	3,012,084	1,136	7.2	857	4.8	3,294,459	7.8	2,521,083	2,942	76.5
55	Utah	24,855	43,594,989	1,754	13,595	54.7	4,685,978	345	10.7	3,102	12.5	4,081,176	9.4	2,339,758	754	57.3
56	Nevada	3,344	12,132,935	3,628	1,216	36.4	1,238,855	1,019	10.2	448	13.4	1,361,109	11.2	905,059	2,020	66.5
	PACIFIC:															
57	Washington	79,161	130,848,839	1,653	38,858	49.1	21,072,320	542	16.1	14,728	18.6	24,405,903	18.7	16,585,850	1,126	68.0
58	Oregon	59,533	107,550,797	1,807	31,141	52.3	15,426,949	495	14.3	8,933	15.0	16,438,839	15.3	10,959,463	1,227	66.7
59	California	127,241	465,429,424	3,658	26,485	20.8	67,127,700	2,535	14.4	14,263	11.2	75,780,659	16.3	60,873,944	4,268	80.3

[1] Includes farms with usable reports of value of farms products sold, traded, or used by farm households; but excludes farms with no products sold, traded, or used by farm households, and, also, unclassified farms. Data for farms reporting no products sold, traded, or used by farm households and for unclassified farms shown in chapter X, volume III.

[2] Farms with major source of income from dairy products sold or traded.

[3] Farms with farm products used by farm households as major source of income, 1939.

ALL CLASSIFIED FARMS WITH SIMILAR DATA FOR DAIRY PRODUCTS FARMS, AND SELECTED AVERAGES AND PERCENTAGES PER FARM CLASSIFIED BY DIVISIONS AND STATES: 1939

income classification, see text)

AVERAGE VALUE PER FARM OF FARM PRODUCTS SOLD, TRADED, OR USED BY FARM HOUSEHOLDS FOR FARMS CLASSIFIED BY MAJOR SOURCE OF INCOME (DOLLARS)												MAJOR SOURCE OF INCOME AS PERCENT OF VALUE OF ALL FARM PRODUCTS FOR FARMS CLASSIFIED BY MAJOR SOURCE OF INCOME											
Livestock and livestock products farms					Crop farms							Livestock and livestock products farms					Crop farms							
All livestock or livestock products farms	Livestock farms	Dairy products farms	Poultry and poultry products farms	Other livestock products farms	All crop farms	Field crop farms	Vegetable farms	Fruit and nut farms	Horticultural specialty farms	Forest products farms	Subsistence farms[3]	All livestock or livestock products farms	Livestock farms	Dairy products farms	Poultry and poultry products farms	Other livestock products farms	All crop farms	Field crop farms	Vegetable farms	Fruit and nut farms	Horticultural specialty farms	Forest products farms	Subsistence farms[3]	
2,186	2,529	1,982	1,650	2,488	1,499	1,379	2,241	2,251	6,924	1,115	360	65.8	66.6	62.7	72.3	66.1	70.3	67.7	73.6	83.9	95.3	60.5	59.5	1
2,772	2,372	2,830	2,744	1,794	2,769	2,466	1,947	2,436	7,906	1,294	325	75.3	67.4	72.4	83.6	78.7	84.6	82.8	70.9	84.0	96.9	60.7	66.4	2
2,329	2,171	2,482	1,968	1,775	2,463	1,907	2,539	2,367	8,158	979	359	67.1	57.7	68.4	73.3	62.7	69.6	58.0	68.5	72.1	96.8	57.3	59.7	3
1,756	2,153	1,556	1,148	2,527	2,106	2,062	1,632	1,731	7,301	910	350	58.2	60.5	54.9	60.8	81.4	64.3	61.6	66.1	72.8	95.2	54.3	52.9	4
2,097	2,447	1,362	1,214	1,803	1,992	1,985	1,220	1,202	8,179	643	409	63.0	65.2	50.9	62.4	71.6	61.5	60.9	63.1	67.4	95.7	59.3	50.0	5
2,460	1,867	3,897	1,925	1,404	1,128	1,015	2,265	2,457	5,633	1,533	379	69.8	64.6	70.8	74.0	62.6	74.0	72.1	77.4	85.0	93.4	61.8	65.1	6
1,603	1,598	1,861	876	1,277	730	716	973	1,148	5,725	1,074	343	62.3	61.3	64.7	59.1	66.3	67.7	67.7	55.0	59.6	90.1	59.2	62.3	7
2,461	3,048	1,981	982	3,321	1,083	1,066	1,249	1,306	4,393	946	370	72.6	75.4	70.9	60.5	59.4	71.7	71.5	66.2	74.4	92.2	59.4	58.3	8
3,335	4,248	1,795	1,857	2,815	2,256	2,279	2,244	1,387	6,371	679	302	72.4	74.4	63.7	71.2	62.4	74.3	74.0	72.6	75.4	94.3	68.3	58.9	9
3,229	4,628	3,075	2,495	1,768	3,592	4,470	4,841	2,688	5,809	934	279	77.9	76.6	75.8	84.1	71.3	85.9	82.3	83.9	89.7	95.4	67.3	64.4	10
1,901	1,647	1,820	2,160	1,996	2,649	2,765	1,706	1,367	5,042	1,160	339	67.4	61.5	63.3	76.6	71.4	82.7	83.5	62.4	67.6	95.3	60.4	64.3	11
2,588	2,103	2,399	3,028	1,599	1,298	690	1,618	2,020	6,112	1,680	351	74.4	63.7	67.5	85.2	83.1	73.7	62.3	56.9	74.4	96.2	64.3	65.5	12
2,339	2,147	2,341	2,468	2,454	964	570	1,226	3,741	6,350	1,338	327	69.4	61.9	69.4	73.3	80.7	75.0	64.2	58.2	85.7	97.2	55.3	62.2	13
3,414	4,145	3,861	2,812	1,416	3,011	2,220	2,015	2,668	7,925	1,111	303	79.8	74.6	76.9	85.8	82.7	86.0	75.5	73.9	90.2	96.4	60.7	69.7	14
3,861	1,811	4,992	2,381	1,122	3,458	4,236	1,886	1,957	5,577	1,677	388	79.3	66.7	78.2	83.7	73.4	86.1	84.0	69.3	77.5	96.9	69.6	64.0	15
3,462	2,569	3,811	3,058	1,332	4,261	3,983	2,157	3,042	10,868	862	280	79.6	73.6	76.9	85.3	82.8	88.6	88.7	72.1	73.4	98.4	65.1	72.3	16
2,304	1,822	2,388	2,099	1,898	2,306	1,734	2,429	2,110	8,607	895	335	69.2	58.3	68.8	74.3	71.4	70.7	61.3	67.1	68.9	96.9	57.5	60.3	17
4,025	4,379	5,744	2,632	1,552	3,632	3,639	2,752	3,245	8,961	563	297	80.8	84.6	76.5	88.1	79.4	78.4	72.8	70.1	79.7	97.6	67.7	64.4	18
2,075	2,248	2,239	1,657	1,704	2,286	1,868	2,456	2,656	7,282	1,136	376	60.0	54.3	59.5	64.7	54.7	64.3	52.9	68.8	74.7	96.3	56.8	59.2	19
1,677	1,914	1,541	1,247	1,077	1,844	1,696	1,701	1,512	7,770	1,012	338	55.7	56.0	53.6	60.3	55.5	61.7	55.7	67.6	70.8	95.0	52.9	55.3	20
1,704	1,926	1,355	1,109	1,738	1,787	1,766	1,291	1,529	6,049	911	329	59.3	61.1	50.6	62.1	53.5	59.7	57.9	54.8	69.2	94.1	55.9	52.2	21
2,425	2,841	2,012	925	2,246	2,790	2,747	1,963	2,392	9,025	951	348	64.9	67.2	57.5	62.9	71.9	68.6	67.4	67.1	76.5	96.0	53.0	52.2	22
1,393	1,687	1,329	1,089	1,876	1,585	1,468	1,661	1,668	5,724	874	367	53.0	52.6	51.6	57.7	78.7	60.6	53.9	72.0	71.4	94.0	55.5	51.6	23
1,693	2,225	1,606	1,442	5,372	1,692	1,475	1,623	2,170	6,701	875	396	58.7	53.0	56.4	63.0	92.7	59.2	49.1	63.5	83.9	96.5	53.9	51.9	24
1,827	2,343	1,411	2,183	1,872	2,424	2,423	1,754	916	9,691	614	451	50.8	50.8	47.9	65.5	81.5	56.8	55.9	65.5	64.2	92.9	62.7	48.5	25
3,019	3,214	1,776	1,951	1,878	2,812	2,801	1,299	936	12,630	616	458	65.5	66.2	50.6	70.7	78.5	58.8	58.1	60.3	66.7	97.6	55.9	48.7	26
1,449	1,605	1,196	892	1,485	1,541	1,526	995	1,268	6,353	736	369	63.2	64.6	57.5	59.3	71.4	67.3	66.5	61.3	66.4	95.9	57.0	53.6	27
1,572	1,834	1,157	1,106	1,454	1,784	1,783	1,042	305	8,418	491	572	50.2	51.4	46.1	51.5	56.8	64.4	64.3	65.7	57.3	96.0	53.2	44.7	28
1,742	1,890	1,188	790	1,762	1,680	1,672	942	252	13,600	283	408	62.1	63.2	52.2	52.2	58.7	59.4	59.1	66.2	66.1	95.7	64.9	46.8	29
2,359	2,667	1,176	955	2,458	1,611	1,601	896	1,768	6,192	643	452	71.8	73.4	52.6	58.6	76.6	83.4	63.0	62.3	79.9	96.9	51.8	45.3	30
1,945	2,417	1,237	791	1,846	1,607	1,602	844	1,468	4,957	617	379	68.2	70.8	57.8	55.7	57.7	65.6	65.2	61.9	67.9	95.2	52.5	48.1	31
3,531	2,176	2,620	4,145	660	1,728	1,322	1,324	3,017	7,257	1,617	384	77.8	52.2	54.3	87.0	67.2	62.0	49.4	54.7	72.0	95.3	39.6	53.9	32
2,735	2,379	3,182	2,065	1,085	1,743	1,565	1,675	2,011	8,417	1,437	339	62.3	59.5	58.9	73.3	57.5	65.6	62.8	61.9	70.0	90.4	62.2	58.6	33
20,961	679	35,875	1,156	——	6,855	——	872	——	10,948	——	255	67.7	58.9	67.7	65.5	——	98.3	——	74.8	——	99.6	——	71.0	34
2,549	2,368	4,678	1,839	2,084	1,246	1,100	1,814	3,236	7,402	1,549	388	68.9	65.3	73.0	70.0	61.7	67.4	65.5	63.7	76.9	96.0	60.1	64.8	35
1,595	1,464	2,423	1,163	1,097	1,463	867	1,189	3,579	5,933	1,103	350	66.7	68.3	69.6	62.9	49.9	69.6	52.8	61.1	82.5	96.3	60.5	70.9	36
2,291	1,354	4,080	1,560	1,902	1,199	1,188	1,302	2,008	5,083	1,550	401	69.3	58.5	74.7	66.1	57.1	76.6	76.7	59.7	71.5	95.2	62.9	67.8	37
2,771	1,817	4,734	1,702	908	893	868	1,743	3,512	4,070	1,503	348	69.3	60.1	73.2	66.9	57.3	74.2	74.3	63.6	78.3	87.9	61.1	60.2	38
2,528	1,767	4,396	1,652	1,688	859	819	1,088	3,597	5,523	1,666	418	70.8	57.5	79.3	67.0	71.9	67.5	67.0	53.2	76.6	90.6	62.2	60.0	39
2,743	1,826	9,640	1,433	1,180	2,248	1,326	3,817	2,154	4,291	1,753	296	83.6	74.0	89.8	82.6	68.0	88.2	73.5	91.5	91.7	94.2	69.0	63.2	40
1,621	1,676	1,731	765	934	1,042	1,028	1,388	1,079	6,656	967	306	60.6	61.4	58.0	58.3	57.6	62.1	61.8	52.9	56.1	97.1	60.6	66.1	41
1,483	1,478	1,681	704	1,295	792	766	1,009	1,588	4,676	1,136	376	59.9	59.4	61.3	55.7	63.5	62.2	61.9	52.8	58.7	91.4	57.4	60.0	42
2,258	1,885	4,283	1,082	2,048	613	596	1,332	1,001	7,577	1,136	347	71.9	67.7	78.8	59.3	80.7	64.8	64.6	54.8	60.5	92.7	60.6	62.1	43
1,456	1,431	1,545	1,115	1,091	627	622	725	953	4,997	1,027	347	66.2	64.0	68.0	64.3	59.6	76.9	77.3	57.9	68.6	68.6	58.6	61.2	44
1,307	1,273	1,464	1,213	1,359	957	944	847	1,487	3,247	794	388	65.3	65.2	67.6	66.4	67.4	75.7	76.0	54.8	68.1	89.7	55.3	60.3	45
2,386	1,642	5,633	937	1,584	858	855	833	855	3,253	1,114	361	75.2	67.7	79.8	65.7	67.0	78.1	78.5	62.6	71.8	88.1	57.3	61.8	46
1,745	2,089	1,357	878	2,624	1,242	1,252	989	1,083	6,656	443	360	66.6	69.5	60.3	56.0	49.7	64.6	64.3	58.2	52.8	98.7	55.8	55.0	47
2,998	3,875	2,285	953	3,417	1,196	1,167	1,389	1,710	4,212	1,244	366	74.6	77.8	73.6	59.6	59.4	70.6	70.1	67.9	81.2	90.5	64.1	57.3	48
3,679	4,420	2,178	998	3,534	2,148	2,153	1,408	1,295	7,726	819	342	69.6	71.2	64.6	59.6	57.8	76.9	76.9	65.2	61.8	98.1	65.6	56.8	49
2,616	4,117	1,342	1,515	1,888	2,559	2,537	5,873	2,512	5,062	769	366	64.3	66.7	56.1	62.8	79.7	71.6	71.5	70.1	76.1	70.9	66.1	55.8	50
4,992	5,582	2,082	1,279	7,432	2,438	2,452	1,622	921	2,788	1,213	392	71.9	73.8	64.7	61.9	56.9	72.2	72.2	58.1	54.2	91.9	71.5	57.4	51
3,273	4,150	1,862	1,559	2,184	2,153	2,172	1,810	1,192	8,512	737	269	74.1	75.2	66.6	71.4	78.0	72.7	71.0	71.2	77.6	97.1	69.1	56.6	52
3,189	3,646	2,801	1,032	1,503	1,756	1,792	943	1,421	6,925	681	246	80.5	82.6	72.0	65.3	62.9	76.6	77.0	68.3	70.9	93.9	74.3	65.2	53
2,947	3,323	3,844	1,489	963	4,744	5,374	8,755	1,109	3,465	285	273	82.6	85.0	76.5	76.3	66.3	86.9	87.4	84.2	84.5	95.5	65.9	61.3	54
2,727	3,671	1,316	2,667	4,276	1,524	1,553	1,422	1,145	5,692	240	344	67.1	67.3	57.3	76.2	61.5	64.4	63.2	59.9	70.0	97.6	79.7	55.0	55
5,375	6,972	3,038	1,711	6,360	2,149	2,157	2,155	1,019	3,858	2,092	352	76.4	79.4	66.5	68.1	61.3	69.2	69.5	55.7	83.4	79.0	96.4	61.9	56
1,872	2,574	1,657	1,895	1,416	3,127	3,580	2,100	2,588	4,412	717	269	70.2	66.8	68.0	77.6	72.8	83.9	81.4	75.3	89.7	91.5	67.2	66.3	57
2,564	3,757	1,840	2,310	1,988	2,622	2,978	2,996	1,795	5,949	1,055	319	70.3	71.4	66.7	74.2	65.0	75.7	73.9	72.5	78.5	92.3	66.9	61.0	58
4,534	6,456	5,313	2,826	1,819	3,983	5,915	6,057	2,819	7,177	1,099	247	82.5	81.1	80.3	88.5	76.0	88.1	85.0	85.8	90.6	96.9	68.4	66.2	59

TABLE 17.—DAIRY PRODUCTS FARMS — PERCENT OF FARMS REPORTING AND OF INCOME FROM SPECIFIED SOURCES, BY DIVISIONS AND STATES: 1939

(For explanation of major-source-of-income classification, see text)

DIVISION AND STATE	PERCENT OF DAIRY PRODUCTS FARMS WHICH REPORTED INCOME FROM—									PERCENT OF VALUE OF ALL FARM PRODUCTS SOLD, TRADED, OR USED BY FARM HOUSEHOLDS FOR DAIRY PRODUCTS FARMS REPRESENTED BY—											
										Livestock and livestock products sold or traded					Crops sold or traded						
	Livestock sold or traded[1]	Poultry and poultry products sold or traded	Other livestock products sold or traded	Field crops sold or traded[2]	Vegetables harvested for sale[2]	Fruits and nuts sold or traded	Horticultural specialties sold	Forest products sold[3]	Farm products used by farm households	All livestock and livestock products	Livestock[1]	Dairy products	Poultry and poultry products	Other livestock products	All crops[3]	Field crops[2]	Vegetables[2]	Fruits and nuts	Horticultural specialties	Forest products sold[3]	Farm products used by farm households
United States	83.0	68.2	13.3	42.6	8.3	9.8	0.1	7.8	99.1	80.2	11.9	62.7	5.0	0.6	8.5	6.9	1.0	0.6	(4)	0.5	10.7
GEOGRAPHIC DIVISIONS:																					
New England	71.2	39.8	7.4	27.3	12.3	10.8	0.2	28.7	99.0	83.1	6.7	72.4	3.6	0.4	5.4	3.4	1.2	0.7	0.1	2.4	9.1
Middle Atlantic	83.0	64.0	11.8	40.7	10.5	12.7	0.2	11.0	99.4	81.1	8.4	66.4	5.8	0.6	8.3	6.1	1.4	0.7	0.1	0.6	10.0
East North Central	87.8	74.1	14.4	43.4	9.1	8.9	0.1	6.8	99.4	77.5	15.9	54.9	6.0	0.6	9.1	7.7	0.9	0.4	(4)	0.4	13.0
West North Central	86.7	78.8	16.0	45.4	3.1	5.6	0.1	4.3	99.0	76.5	18.4	50.9	6.7	0.6	9.1	8.4	0.5	0.3	(4)	0.2	14.1
South Atlantic	75.9	70.2	11.3	56.1	21.2	11.5	0.3	5.4	97.9	81.8	6.7	70.8	3.7	0.6	10.1	7.8	1.8	0.5	0.1	0.3	7.7
East South Central	73.1	70.6	10.5	59.9	5.8	11.4	0.1	4.0	98.4	78.1	10.0	64.7	2.8	0.5	10.9	9.7	0.6	0.5	(4)	0.2	10.9
West South Central	72.0	70.8	6.5	51.3	7.1	11.3	0.1	3.3	98.9	83.3	8.5	70.9	3.4	0.5	7.9	6.9	0.6	0.4	(4)	0.1	8.7
Mountain	74.7	55.3	12.5	42.6	6.7	8.8	0.3	1.7	98.4	79.9	11.8	63.7	3.3	1.1	10.7	9.3	0.9	0.4	0.1	0.1	9.3
Pacific	73.0	40.7	15.1	27.5	4.5	16.5	0.3	4.3	98.9	87.0	8.6	75.8	1.9	0.7	7.2	5.3	0.7	1.1	0.1	0.2	5.6
NEW ENGLAND:																					
Maine	70.2	41.1	10.8	36.4	26.7	13.8	0.2	26.5	99.4	75.6	7.3	63.3	4.4	0.5	8.5	5.1	2.6	0.7	(4)	2.8	15.2
New Hampshire	69.7	37.6	6.8	27.5	9.6	11.3	0.3	30.8	98.9	79.9	8.1	67.5	3.9	0.5	5.2	3.4	0.9	0.9	(4)	3.8	11.1
Vermont	79.9	40.3	9.7	25.1	4.0	6.1	0.1	43.8	99.6	80.3	8.0	69.4	2.4	0.5	3.5	2.9	0.3	0.4	(4)	4.8	11.3
Massachusetts	57.4	35.8	3.8	23.7	15.9	16.2	0.4	16.4	98.2	86.4	5.3	76.9	3.9	0.4	6.1	3.0	1.8	1.1	0.1	1.0	6.5
Rhode Island	65.9	38.2	4.0	30.8	16.6	11.3	0.9	13.4	96.8	88.3	6.1	78.2	3.4	0.6	6.2	3.8	1.8	0.5	0.1	0.6	4.9
Connecticut	71.7	44.7	3.5	25.8	11.2	10.6	0.4	11.4	98.9	87.5	5.6	76.9	4.7	0.3	5.2	3.4	0.9	0.7	0.1	0.5	6.9
MIDDLE ATLANTIC:																					
New York	82.9	55.8	9.0	35.0	10.5	10.3	0.2	14.8	99.4	82.0	8.2	68.8	4.6	0.4	7.0	4.9	1.3	0.7	0.1	0.9	10.1
New Jersey	82.6	65.6	6.3	30.4	19.8	8.5	0.1	2.8	98.4	87.8	6.1	76.5	4.9	0.3	7.7	4.0	3.2	0.5	(4)	0.1	4.4
Pennsylvania	83.3	76.0	16.7	50.4	9.3	16.9	0.2	6.3	99.5	77.7	9.2	59.5	8.1	0.9	10.4	8.6	1.1	0.7	0.1	0.4	11.5
EAST NORTH CENTRAL:																					
Ohio	82.1	76.6	20.1	50.1	5.2	11.3	0.1	4.4	99.3	76.5	14.2	53.6	7.7	1.1	10.5	8.9	0.8	0.7	(4)	0.4	12.6
Indiana	82.8	79.2	14.8	47.1	7.1	7.3	0.1	2.6	99.2	76.1	17.8	50.6	7.0	0.8	11.8	10.3	1.1	0.4	(4)	0.1	11.9
Illinois	86.7	82.2	10.5	44.5	3.4	6.1	0.1	1.3	98.9	79.7	16.0	57.5	5.7	0.4	10.9	10.1	0.5	0.2	0.1	(4)	9.4
Michigan	81.6	69.7	17.5	58.4	8.3	12.1	0.2	4.9	99.2	72.8	13.7	51.6	6.5	1.0	13.1	11.3	0.9	0.9	(4)	0.4	13.7
Wisconsin	92.7	73.1	12.2	34.9	11.7	7.7	0.1	9.7	99.6	79.1	16.9	56.4	5.4	0.4	6.7	5.5	1.0	0.2	(4)	0.5	13.7
WEST NORTH CENTRAL:																					
Minnesota	91.7	75.6	18.0	49.7	3.9	5.2	0.1	6.1	99.5	75.3	20.0	47.9	6.9	0.6	8.9	8.2	0.5	0.2	(4)	0.3	15.5
Iowa	83.2	83.1	15.1	33.2	3.1	7.2	0.1	1.5	98.6	79.3	21.3	50.6	6.7	0.7	8.9	8.0	0.6	0.3	(4)	0.1	11.7
Missouri	83.4	81.2	15.4	28.1	3.0	10.1	0.1	4.8	98.9	79.3	14.7	57.5	6.5	0.6	6.7	5.4	0.5	0.6	0.2	0.2	13.7
North Dakota	83.7	77.5	27.2	70.3	1.0	0.3	(4)	1.2	98.3	68.0	15.4	46.1	4.9	1.6	16.6	16.1	0.5	(4)	(4)	(4)	15.4
South Dakota	80.3	83.7	20.2	49.4	1.3	0.8	0.1	0.9	97.8	77.9	17.7	52.2	6.8	1.2	9.4	8.9	0.5	0.1	(4)	0.1	12.6
Nebraska	79.7	85.9	7.3	53.6	1.9	2.6	(4)	1.0	98.2	76.5	15.9	52.6	7.3	0.6	11.5	10.8	0.5	0.1	(4)	(4)	12.0
Kansas	78.2	82.0	7.7	48.4	1.5	4.5	0.1	1.4	98.2	77.9	13.6	57.8	6.1	0.4	10.7	10.2	0.3	0.2	0.1	(4)	11.4
SOUTH ATLANTIC:																					
Delaware	80.9	83.1	5.7	72.5	52.6	8.5	0.2	3.0	98.2	69.1	6.6	54.3	7.8	0.5	20.1	14.8	4.7	0.8	(4)	0.3	10.5
Maryland	84.6	83.2	8.9	73.2	34.2	5.9	0.1	3.8	99.1	73.8	8.1	58.9	6.4	0.4	16.3	12.4	3.5	0.3	(4)	0.2	9.8
Dist. of Columbia	75.0	75.0	75.0	37.5	62.5	62.5	37.5	25.0	——	87.9	4.0	67.7	9.5	6.7	12.1	0.4	6.5	0.6	4.7	(4)	——
Virginia	81.5	71.7	15.4	44.9	9.2	11.1	0.4	7.7	97.8	85.2	8.5	73.0	3.1	0.5	6.9	5.3	0.9	0.7	(4)	0.5	7.4
West Virginia	76.9	68.7	21.9	28.2	7.6	17.3	0.3	4.3	97.9	82.6	8.2	69.6	3.6	1.2	5.6	3.9	0.8	0.9	0.1	0.2	11.5
North Carolina	62.6	62.8	12.6	55.9	10.4	13.3	0.3	8.3	96.7	82.2	4.2	74.7	2.5	0.7	9.3	8.0	0.8	0.4	0.2	0.4	8.0
South Carolina	59.0	52.7	6.9	69.6	12.6	15.8	0.6	7.7	97.4	80.8	5.4	73.2	1.8	0.4	13.0	11.5	0.9	0.5	(4)	0.5	5.7
Georgia	61.4	49.8	4.6	53.7	13.7	18.3	0.4	7.4	97.4	85.8	4.8	79.3	1.1	0.6	7.6	6.2	0.8	0.5	0.1	0.4	6.2
Florida	62.2	34.3	10.5	13.1	8.8	20.5	0.4	2.4	93.6	95.8	4.5	89.8	1.2	0.3	1.8	0.5	0.5	0.5	0.3	0.2	2.2
EAST SOUTH CENTRAL:																					
Kentucky	80.4	73.3	13.8	59.7	6.6	10.4	0.1	2.3	98.3	74.5	12.6	58.0	3.2	0.7	14.5	13.2	0.7	0.5	(4)	0.1	10.9
Tennessee	79.9	80.9	13.2	53.7	5.4	10.7	0.1	4.2	98.8	76.8	11.6	61.3	3.5	0.5	10.1	9.0	0.5	0.4	(4)	0.2	12.9
Alabama	63.0	49.4	5.8	59.7	6.7	19.5	0.1	3.4	97.0	87.2	6.5	78.8	1.6	0.2	7.2	5.9	0.7	0.5	(4)	0.1	5.5
Mississippi	55.5	56.5	3.3	70.9	5.2	11.2	0.1	6.2	98.4	77.1	6.6	68.0	2.2	0.3	10.5	9.4	0.6	0.6	(4)	0.5	11.8
WEST SOUTH CENTRAL:																					
Arkansas	74.9	71.6	5.8	39.7	9.0	14.8	(4)	7.3	98.9	80.3	8.6	67.6	3.5	0.6	7.3	5.8	0.7	0.8	(4)	0.4	11.9
Louisiana	57.2	47.3	5.3	48.7	14.4	15.6	0.3	4.4	98.1	86.5	5.0	79.8	1.1	0.5	7.2	5.9	0.8	0.6	(4)	0.1	6.1
Oklahoma	77.4	77.1	4.3	59.5	2.7	10.6	(4)	2.3	98.9	77.3	11.6	60.3	4.8	0.8	11.0	10.0	0.5	0.5	0.1	0.1	11.7
Texas	69.8	69.8	8.4	48.9	8.5	10.2	0.1	2.9	99.0	85.4	8.0	73.6	3.3	0.5	6.9	6.1	0.5	0.3	(4)	0.1	7.5
MOUNTAIN:																					
Montana	75.4	60.4	16.6	44.2	3.7	9.0	0.2	2.9	98.5	80.1	10.3	64.6	3.3	1.9	10.1	9.2	0.5	0.4	(4)	0.1	9.7
Idaho	75.1	56.1	10.5	45.8	4.6	11.2	0.6	2.4	98.9	74.7	14.2	56.1	3.9	0.6	12.3	11.1	0.5	0.6	0.2	0.2	12.7
Wyoming	79.2	53.0	25.8	29.8	2.2	1.9	0.1	2.0	98.9	83.4	13.9	64.7	2.9	2.0	6.9	6.4	0.4	0.1	(4)	(4)	9.7
Colorado	76.6	66.7	8.7	37.8	4.7	6.5	0.2	0.9	97.8	83.4	12.3	66.6	3.8	0.7	9.0	7.6	1.0	0.3	0.1	(4)	7.6
New Mexico	65.8	63.3	8.2	34.9	4.3	5.3	0.1	1.6	98.0	83.0	7.0	72.0	2.6	1.3	10.0	9.4	0.3	0.3	(4)	(4)	7.0
Arizona	66.7	52.3	8.4	28.1	4.1	10.6	——	0.8	97.7	87.9	8.7	76.5	1.8	0.9	7.8	5.9	1.6	0.4	——	(4)	4.3
Utah	73.0	35.7	15.4	51.2	18.3	9.5	0.1	0.3	98.1	73.3	11.4	57.3	3.3	1.2	16.4	13.5	2.2	0.7	(4)	(4)	10.4
Nevada	82.4	52.7	21.4	42.2	6.2	8.0	0.4	0.7	97.5	84.5	13.0	66.5	3.5	1.6	7.3	6.8	0.4	0.1	0.1	(4)	8.1
PACIFIC:																					
Washington	69.0	42.9	20.2	25.7	5.8	14.9	0.6	5.6	99.4	81.3	8.4	68.0	3.5	1.4	7.8	5.4	1.4	0.8	0.3	0.3	10.6
Oregon	74.7	50.4	22.1	33.1	5.4	21.3	0.3	6.8	99.2	80.4	9.6	66.7	2.8	1.3	8.4	6.2	0.7	1.4	0.1	0.4	10.8
California	76.0	32.4	5.4	25.9	2.6	15.3	0.1	1.4	98.3	90.3	8.5	80.3	1.2	0.3	6.7	5.1	0.5	1.1	0.1	(4)	2.9

[1] Excludes poultry, bees, and fur-bearing animals.
[2] Value of sales for Irish and sweet potatoes included with "Field crops," not with "Vegetables."
[3] Value of sales for maple sirup and sugar included with "Forest products."
[4] Less than one-tenth of 1 percent.

TABLE 18.—PERCENT OF ALL CLASSIFIED FARMS REPORTING INCOME SALES OF DAIRY PRODUCTS AND PERCENT OF TOTAL VALUE OF FARM PRODUCTS SOLD, TRADED, OR USED BY FARM HOUSEHOLDS REPRESENTED BY INCOME FROM DAIRY PRODUCTS SOLD OR TRADED, BY MAJOR SOURCE OF INCOME GROUPS, BY DIVISIONS AND STATES: 1939

(For explanation of major-source-of-income classification, see text)

DIVISION AND STATE	PERCENT OF EACH MAJOR SOURCE OF INCOME GROUP OF CLASSIFIED FARMS WHICH REPORTED DAIRY PRODUCTS SOLD OR TRADED									PERCENT OF TOTAL VALUE OF FARM PRODUCTS SOLD, TRADED, OR USED BY FARM HOUSEHOLDS FOR EACH MAJOR SOURCE OF INCOME GROUP OF CLASSIFIED FARMS REPRESENTED BY DAIRY PRODUCTS SOLD OR TRADED										
										Livestock and livestock products farms					Crop farms						
	Livestock farms	Poultry and poultry products farms	Other livestock products farms	Field crop farms	Vegetable farms	Fruit and nut farms	Horticultural specialty farms	Forest products farms	Subsistence farms[1]	All livestock and livestock products farms	Livestock farms	Dairy products farms	Poultry and poultry products farms	Other livestock products farms	All crop farms	Field crop farms	Vegetable farms	Fruit and nut farms	Horticultural specialty farms	Forest products farms	Subsistence farms[1]
United States	70.3	45.6	25.6	36.4	20.4	17.1	6.0	28.9	29.4	26.2	6.8	62.7	5.5	2.0	4.5	5.1	2.5	1.6	0.4	4.8	6.5
GEOGRAPHIC DIVISIONS:																					
New England	51.8	24.3	17.3	30.1	15.4	14.8	3.5	33.7	23.1	50.9	14.6	72.4	4.4	4.2	3.4	4.5	4.0	2.9	0.4	9.7	8.4
Middle Atlantic	54.9	35.6	34.1	45.4	22.5	27.7	3.2	34.1	28.2	49.8	11.3	66.4	5.9	5.7	6.7	11.6	4.4	3.6	0.2	9.2	8.7
East North Central	80.1	59.0	33.2	71.1	31.2	35.0	6.4	45.3	42.8	30.6	10.7	54.9	9.5	4.1	8.2	9.1	4.5	4.3	0.3	10.7	12.7
West North Central	80.7	64.4	31.4	70.3	24.3	33.0	6.6	29.0	52.3	14.2	7.8	50.9	7.8	2.9	7.5	7.6	4.1	4.3	0.3	5.9	12.4
South Atlantic	45.6	37.2	19.5	13.7	15.5	9.5	5.0	26.2	23.4	33.3	3.4	70.8	2.5	2.4	1.1	1.1	1.6	0.5	0.3	1.4	3.3
East South Central	50.9	38.4	27.0	20.3	17.5	32.0	10.5	25.0	20.9	23.3	4.4	64.7	4.0	2.7	2.3	2.3	3.4	2.7	1.5	1.8	3.3
West South Central	42.5	47.9	21.6	28.0	18.5	18.6	12.4	19.3	27.2	15.1	2.1	70.9	5.0	0.7	3.0	3.1	1.7	1.4	0.2	1.5	4.9
Mountain	46.1	44.4	14.2	50.7	20.7	24.7	15.1	17.4	26.4	10.3	2.5	63.7	5.1	0.9	4.9	5.2	2.1	3.0	0.7	2.6	8.2
Pacific	46.2	30.4	21.2	38.0	10.7	10.2	5.2	21.4	27.3	33.8	3.7	75.8	3.1	2.5	2.0	3.3	0.7	1.0	0.4	3.6	9.1
NEW ENGLAND:																					
Maine	56.2	42.6	31.4	44.2	34.7	25.1	3.9	34.0	30.6	40.8	12.3	63.3	5.6	4.6	3.2	3.1	6.9	5.0	0.2	7.1	9.1
New Hampshire	55.7	27.7	17.5	13.1	33.3	16.9	10.8	37.5	26.2	58.9	15.8	67.5	3.9	2.0	5.7	9.5	10.2	3.0	0.7	8.6	9.1
Vermont	67.2	42.7	25.2	13.0	22.0	21.3	2.1	44.1	31.3	63.6	19.1	69.4	10.0	6.8	8.1	12.6	11.1	3.8	0.1	16.6	12.0
Massachusetts	35.3	14.6	4.6	16.8	9.1	11.0	3.5	16.4	13.8	49.1	12.0	76.9	3.6	2.1	2.8	7.0	2.8	1.9	0.5	10.6	6.4
Rhode Island	41.4	19.3	9.1	25.2	10.0	11.7	3.5	26.8	18.2	59.6	17.6	78.2	3.8	2.0	3.5	6.8	4.2	4.4	0.2	5.8	9.1
Connecticut	51.8	19.0	6.1	17.3	15.3	12.6	1.5	12.6	10.6	50.7	14.7	76.9	4.2	1.3	3.7	4.8	3.5	5.3	0.3	3.6	5.2
MIDDLE ATLANTIC:																					
New York	55.6	39.6	19.3	40.2	28.4	32.8	3.5	32.7	28.4	56.5	15.0	68.8	6.7	4.0	6.1	10.0	5.2	4.9	0.2	10.1	9.7
New Jersey	19.7	8.8	8.1	19.1	13.3	6.1	0.7	2.1	7.6	47.4	5.6	76.5	1.4	2.3	3.0	6.2	3.5	0.8	(2)	0.1	2.6
Pennsylvania	57.8	41.3	46.5	51.8	23.3	23.5	4.3	38.3	29.5	41.8	10.2	59.5	7.4	7.4	9.2	13.7	4.0	2.3	0.3	8.4	8.5
EAST NORTH CENTRAL:																					
Ohio	81.5	61.0	42.9	70.1	30.2	25.8	6.4	51.1	38.8	24.4	10.8	53.6	9.1	7.2	8.4	10.3	3.6	3.8	0.1	9.9	10.7
Indiana	80.3	62.8	30.8	69.6	46.1	40.2	6.1	45.7	43.9	17.0	9.7	50.6	7.9	8.1	8.1	8.7	6.4	3.8	0.4	4.6	10.6
Illinois	75.7	55.4	27.8	74.3	17.3	37.5	3.9	43.3	43.4	17.6	6.3	57.5	6.4	7.8	6.1	6.5	1.8	2.2	0.2	4.0	9.4
Michigan	81.7	55.5	30.4	69.8	28.1	39.4	10.7	42.6	43.5	36.3	15.4	51.6	11.8	4.7	12.0	15.4	4.6	5.3	0.9	10.9	15.3
Wisconsin	91.3	57.7	27.0	60.4	31.1	27.0	4.6	44.1	49.8	49.8	24.9	56.4	13.9	2.3	16.5	22.1	8.4	4.2	0.1	14.9	20.8
WEST NORTH CENTRAL:																					
Minnesota	93.3	67.9	28.2	80.7	30.9	28.1	10.0	30.5	56.7	29.1	16.7	47.9	9.7	3.6	11.1	11.4	6.2	7.9	1.0	7.7	19.4
Iowa	87.7	62.0	31.4	80.9	27.2	22.9	6.1	27.3	52.7	10.1	7.8	50.6	5.5	3.0	7.0	7.1	3.3	3.3	0.1	6.0	12.3
Missouri	61.6	60.6	30.8	44.0	22.3	41.9	5.5	29.7	43.7	12.9	4.8	57.5	6.4	2.8	3.4	3.5	3.1	4.6	0.1	4.2	8.5
North Dakota	86.1	64.4	41.7	74.0	16.4	——	——	29.8	76.1	18.5	10.3	46.1	9.0	4.2	8.5	8.5	2.0	——	——	9.3	16.8
South Dakota	80.5	64.5	30.3	69.5	21.1	——	13.3	10.2	56.3	10.5	7.7	52.2	9.2	1.7	7.8	7.9	1.9	——	0.3	2.5	13.1
Nebraska	85.3	68.2	29.5	70.6	18.4	22.6	4.3	25.0	66.4	7.8	5.1	52.6	8.2	1.5	6.5	6.6	2.0	2.1	(2)	3.5	12.4
Kansas	77.5	66.7	40.2	67.0	17.1	28.9	6.0	26.5	58.5	12.3	5.0	57.8	8.9	4.5	6.5	6.6	1.6	1.9	0.2	3.6	13.0
SOUTH ATLANTIC:																					
Delaware	58.1	18.6	——	35.0	22.8	20.0	8.4	27.8	13.5	15.2	12.2	54.3	1.2	——	6.9	12.4	6.4	2.0	1.3	12.3	3.4
Maryland	48.0	30.9	21.1	31.3	20.9	14.6	4.1	29.8	22.2	40.7	7.3	58.9	3.9	5.1	5.6	7.1	4.8	1.7	0.7	2.8	6.1
Dist. of Columbia	——	20.0	——	——	——	——	——	——	5.3	66.3	——	67.7	3.6	——	——	——	——	——	——	——	2.7
Virginia	61.8	54.9	37.0	23.6	33.8	35.5	8.3	40.4	31.9	24.2	3.5	73.0	3.0	3.7	1.4	1.5	2.1	1.3	0.2	2.1	4.1
West Virginia	52.3	44.3	45.1	34.6	28.2	34.2	8.3	29.8	26.4	23.5	3.6	69.6	3.8	4.7	3.8	6.5	4.9	1.6	0.5	2.0	4.5
North Carolina	36.0	40.3	28.7	12.1	16.4	15.7	5.4	22.8	22.5	45.0	2.9	74.7	3.1	3.0	0.7	0.7	2.1	0.6	(2)	1.0	2.9
South Carolina	21.3	29.0	11.8	8.5	9.0	24.8	9.9	15.6	11.9	43.9	1.9	73.2	1.7	1.4	0.8	0.8	1.1	1.4	0.2	1.3	1.8
Georgia	22.9	36.5	15.6	14.8	14.1	14.2	7.9	19.3	19.9	42.6	1.9	79.3	1.9	1.8	0.9	0.9	1.3	0.5	0.1	1.0	2.0
Florida	8.3	9.5	5.2	5.4	3.7	2.2	2.3	5.7	5.5	45.6	1.2	89.8	0.7	0.8	0.2	0.3	0.2	0.1	0.1	0.1	1.0
EAST SOUTH CENTRAL:																					
Kentucky	55.9	40.4	26.6	47.0	25.7	40.8	6.5	25.9	21.8	14.9	4.0	58.0	4.6	4.5	4.4	4.4	8.5	4.8	0.1	1.7	3.7
Tennessee	53.3	43.8	39.3	28.9	27.8	42.2	13.7	28.6	28.8	23.7	5.7	61.3	6.2	5.2	3.0	5.1	2.5	2.3	0.3	2.1	4.3
Alabama	23.5	35.9	14.9	16.7	20.3	18.7	11.6	21.8	14.3	37.4	1.9	78.8	2.5	1.1	1.2	1.1	4.4	1.6	1.8	0.9	1.4
Mississippi	25.2	26.8	18.9	6.2	8.7	14.5	7.1	24.4	17.1	40.0	3.2	68.0	2.8	1.8	1.0	0.9	0.9	1.9	7.0	2.6	3.6
WEST SOUTH CENTRAL:																					
Arkansas	50.1	60.1	33.0	15.1	27.1	39.9	15.5	25.5	32.2	22.8	4.3	67.6	5.4	2.7	1.2	1.2	2.2	2.3	0.2	2.3	5.0
Louisiana	11.8	20.1	7.8	3.5	5.1	2.6	3.0	15.6	6.9	50.8	1.6	79.8	2.0	10.5	0.5	0.5	0.9	0.6	0.4	1.2	1.3
Oklahoma	64.0	64.0	35.6	58.1	30.3	45.6	6.2	19.4	39.0	17.3	4.8	60.3	8.3	13.0	6.5	6.6	2.9	4.7	0.1	2.4	8.2
Texas	32.4	41.4	21.6	35.0	18.8	18.3	15.0	12.2	23.8	12.0	1.3	75.6	4.2	0.5	3.2	3.3	1.6	0.9	0.3	0.7	4.4
MOUNTAIN:																					
Montana	45.9	46.6	22.8	43.5	20.9	38.3	4.4	24.6	35.6	9.0	2.0	64.6	7.1	0.9	3.3	3.3	2.3	7.5	(2)	3.6	9.6
Idaho	72.2	61.5	26.6	68.2	41.6	46.7	53.8	31.8	46.2	17.6	5.6	56.1	8.9	1.9	7.4	7.6	3.8	4.4	6.4	3.6	13.3
Wyoming	46.8	51.4	22.8	57.2	25.0	60.0	20.0	30.4	38.4	5.0	1.7	64.7	4.9	0.6	3.9	3.9	6.1	4.5	0.7	0.9	9.6
Colorado	59.6	42.5	17.4	51.2	17.0	25.7	4.1	18.9	32.8	10.3	2.9	66.6	5.7	1.2	4.4	5.0	1.7	2.3	0.1	2.8	10.1
New Mexico	19.6	41.4	3.5	29.6	8.7	12.0	——	3.2	10.0	6.7	0.9	72.0	5.5	0.3	3.2	3.3	0.8	1.1	——	1.2	3.1
Arizona	6.4	28.2	1.9	24.2	12.7	4.6	2.7	1.6	7.7	13.0	0.9	76.5	2.8	0.6	1.5	1.7	0.4	0.6	0.1	0.1	2.0
Utah	57.2	43.2	26.5	57.9	32.2	24.5	7.6	25.0	37.4	11.8	3.5	57.3	3.7	1.2	9.0	10.2	5.3	3.1	0.1	5.2	11.2
Nevada	28.0	36.3	19.0	30.8	16.7	——	——	——	18.7	10.9	2.4	66.5	6.4	1.1	5.9	6.3	2.1	——	——	——	7.4
PACIFIC:																					
Washington	61.7	49.7	29.5	54.1	23.2	20.2	10.4	22.9	30.3	36.5	6.2	68.0	6.7	4.4	2.8	3.6	3.9	1.2	1.4	4.3	10.3
Oregon	59.8	54.7	31.8	56.3	29.2	33.4	10.7	25.7	35.7	25.4	4.2	66.7	4.5	3.1	4.7	5.8	2.0	3.1	1.0	3.8	10.4
California	26.9	14.2	7.3	16.7	5.3	5.5	1.2	9.3	11.8	36.3	2.9	80.3	1.6	1.1	1.3	2.5	0.3	0.8	(2)	2.5	4.7

[1] Farms with farm products used by farm households as major source of income, 1939.
[2] Less than one-tenth of 1 percent.

TABLE FOR COUNTIES

TABLE 19.—COWS MILKED AND MILK PRODUCED, 1939 AND 1929; DAIRY PRODUCTS SOLD AND BUTTER CHURNED, 1939; AND COWS KEPT FOR MILK APR. 1, 1940; BY NUMBER OF COWS MILKED, BY COUNTIES

(For explanation and definitions, see text)

STATE OR COUNTY AND NUMBER OF COWS MILKED	COWS MILKED				MILK PRODUCED (GALLONS)		DAIRY PRODUCTS SOLD, 1939						BUTTER CHURNED ON FARMS, 1939		COWS KEPT MAINLY FOR MILK PRODUCTION, APR. 1, 1940	
	Farms reporting		Number					Whole milk sold		Cream sold		Butter sold				
	1939	1929	1939	1929	1939	1929	Farms reporting	Farms reporting	Gallons	Farms reporting	Pounds of butterfat	Farms reporting	Pounds	Farms reporting	Pounds	Farms reporting	Number
ALABAMA																	
Total	181,579	179,623	326,881	315,300	126,855,193	123,548,606	36,788	7,924	19,804,560	3,335	1,060,987	29,570	3,715,966	167,950	30,317,848	182,729	367,241
None	xxx	xxx	xxx	xxx	xxx	xxx	xxx	xxx	xxx	xxx	xxx	xxx	xxx	xxx	xxx	6,000	8,996
1 cow	110,167	161,966	110,167	208,285	48,976,459	84,873,569	16,045	1,777	210,141	701	62,251	14,745	1,087,629	101,889	14,668,470	106,432	127,574
2 cows	51,430		102,860		35,943,968		12,098	2,278	516,374	1,189	168,588	9,986	1,144,016	48,203	10,286,857	50,596	109,751
3 cows	11,027		33,081		10,036,509		3,567	1,080	414,061	514	113,263	2,479	395,018	10,191	2,568,157	10,865	35,277
4 cows	4,179	15,869	16,716	60,836	4,645,319	18,951,312	1,768	687	412,479	325	100,633	1,015	211,923	3,795	1,027,168	4,128	17,785
5 to 9 cows	3,353		19,867		5,725,508		1,940	952	1,057,159	357	190,460	942	338,587	2,927	1,022,859	3,302	20,136
10 to 14 cows	488	979	5,501	12,608	1,970,697	4,652,833	444	306	983,017	83	69,535	144	101,843	381	191,222	481	5,658
15 to 19 cows	193		3,119		1,294,248		189	156	862,729	27	32,292	57	56,929	137	81,739	190	3,242
20 to 29 cows	242	337	5,516	7,795	2,512,524	3,295,571	238	207	1,839,153	40	45,725	77	91,155	163	128,733	240	5,881
30 to 49 cows	257	259	9,337	9,455	4,681,682	4,239,898	256	241	3,842,916	47	94,229	64	105,096	145	129,837	254	10,030
50 to 74 cows	134	135	7,769	7,894	4,026,970	3,572,118	134	132	3,445,160	28	69,799	36	78,238	68	90,736	133	8,825
75 to 99 cows	46	38	3,904	3,164	2,163,296	1,587,634	46	45	1,917,696	10	25,631	10	33,817	22	36,924	46	4,592
100 to 199 cows	53	37	6,800	4,638	3,889,688	2,173,186	53	53	3,395,660	12	77,756	13	65,930	25	78,716	52	7,220
200 cows and over	10	3	2,244	625	988,325	202,485	10	10	929,015	2	10,825	2	5,785	4	6,430	10	2,274
Autauga																	
Total	1,719	1,675	2,942	2,793	1,047,538	868,235	281	61	59,229	32	8,423	238	30,170	1,583	248,799	1,739	3,271
None	xxx	xxx	xxx	xxx	xxx	xxx	xxx	xxx	xxx	xxx	xxx	xxx	xxx	xxx	xxx	58	78
1 cow	994	1,514	994	1,972	385,509	605,088	71	14	838	3	260	61	2,644	916	98,297	968	1,158
2 cows	518		1,036		346,976		120	22	3,506	17	2,173	103	7,554	482	88,791	512	1,089
3 cows	117		351		119,675		41	10	2,589	3	485	38	5,593	107	30,205	116	372
4 cows	43	148	172	552	52,398	179,222	18	4	2,366	3	1,450	13	2,634	37	10,076	42	199
5 to 9 cows	37		212		67,805		23	5	4,434	4	2,325	19	7,170	35	15,500	34	204
10 to 14 cows	5	7	52	88	20,190	41,750	3	2	9,000	------	----------	2	1,550	4	2,645	5	58
15 to 19 cows	2		33		18,150		2	1	10,220	2	1,730	------	----------	------	----------	2	33
20 cows and over	3	6	92	181	36,835	42,175	3	3	26,276	------	----------	2	3,025	2	3,285	2	80
Baldwin																	
Total	1,905	1,823	5,093	5,620	1,766,853	1,902,044	409	97	424,152	141	83,099	218	30,561	1,534	169,032	1,925	5,751
None	xxx	xxx	xxx	xxx	xxx	xxx	xxx	xxx	xxx	xxx	xxx	xxx	xxx	xxx	xxx	95	198
1 cow	751	1,120	751	1,600	272,356	536,720	52	12	3,325	------	----------	43	2,643	570	44,377	708	968
2 cows	566		1,132		346,818		95	10	5,176	19	4,167	72	6,911	476	47,631	543	1,288
3 cows	259		777		219,712		77	20	9,864	24	6,410	44	6,017	224	30,516	253	841
4 cows	137	623	548	2,754	141,432	904,229	48	8	6,332	30	14,934	17	2,112	120	15,590	135	556
5 to 9 cows	145		871		257,327		92	15	18,412	52	33,347	36	9,517	117	24,041	144	887
10 to 14 cows	22	67	247	857	92,637	335,047	20	7	19,664	11	13,199	4	2,361	13	4,721	22	243
15 to 19 cows	5		89		56,110		5	5	52,049	1	1,500	------	----------	3	154	5	100
20 to 29 cows	9	8	200	179	109,511	39,915	9	9	97,056	2	400	------	----------	2	110	9	195
30 cows and over	11	5	478	230	270,950	86,133	11	11	212,274	2	9,142	2	1,000	9	1,892	11	475
Barbour																	
Total	2,488	2,238	4,305	3,527	1,063,864	1,047,741	145	28	7,051	44	8,102	97	7,778	2,241	251,847	2,504	4,785
None	xxx	xxx	xxx	xxx	xxx	xxx	xxx	xxx	xxx	xxx	xxx	xxx	xxx	xxx	xxx	93	132
1 cow	1,313	2,021	1,313	2,601	364,620	815,964	29	5	622	7	356	24	1,264	1,179	92,803	1,244	1,535
2 cows	858		1,716		419,954		56	11	1,972	11	644	40	3,019	786	106,653	854	1,791
3 cows	189		567		125,986		19	2	295	8	585	11	805	167	27,443	189	603
4 cows	74	211	296	794	61,848	188,277	16	4	662	6	642	10	765	60	11,725	72	310
5 to 9 cows	48		281		61,896		19	4	3,350	9	2,868	7	675	43	10,683	46	254
10 cows and over	6	6	132	132	29,560	43,500	6	2	150	3	3,007	5	1,250	6	2,540	6	160
Bibb																	
Total	1,322	1,254	2,202	2,332	750,972	760,791	219	49	16,934	12	2,408	193	27,815	1,283	245,073	1,320	2,547
None	xxx	xxx	xxx	xxx	xxx	xxx	xxx	xxx	xxx	xxx	xxx	xxx	xxx	xxx	xxx	60	82
1 cow	744	1,062	744	1,438	298,981	482,501	57	14	1,856	------	----------	54	4,088	720	102,512	692	871
2 cows	414		828		263,767		88	16	2,792	6	1,015	76	8,110	406	90,164	409	927
3 cows	93		279		87,264		34	9	4,081	1	100	32	6,699	90	27,992	90	277
4 cows	44	192	176	894	45,078	278,290	19	4	680	2	756	14	3,090	40	11,936	42	181
5 cows and over	27		175		54,882		20	6	7,525	3	537	17	5,828	27	12,469	27	209
Blount																	
Total	3,889	3,492	5,583	4,647	2,736,485	2,180,008	1,139	70	225,567	42	27,588	1,086	117,044	3,704	773,994	3,917	5,915
None	xxx	xxx	xxx	xxx	xxx	xxx	xxx	xxx	xxx	xxx	xxx	xxx	xxx	xxx	xxx	110	136
1 cow	2,852	3,402	2,852	4,158	1,482,925	1,983,579	721	32	2,143	4	234	709	58,668	2,712	471,031	2,783	3,259
2 cows	892		1,784		775,329		344	24	3,845	16	3,611	327	45,972	861	251,241	881	1,744
3 cows	99		297		122,571		46	5	2,179	9	3,972	35	6,039	95	34,387	98	266
4 cows	18	85	64	326	23,120	124,104	6	------	----------	3	700	4	575	13	5,685	16	53
5 to 9 cows	20		125		44,210		12	3	2,300	6	2,656	8	2,890	18	8,250	20	111
10 to 14 cows	3	3	35	42	10,430	15,125	3	------	----------	2	2,050	1	1,300	3	1,600	3	46
15 to 19 cows	1		18		3,800		1	------	----------	------	----------	1	1,000	1	1,200	1	18
20 to 29 cows	2	------	42	------	11,200	----------	2	2	9,200	------	----------	1	600	1	600	2	42
30 cows and over	4	2	366	121	262,900	57,200	4	4	205,900	2	14,365	------	----------	------	----------	3	240
Bullock																	
Total	1,500	1,567	2,842	4,080	683,672	1,058,235	33	5	27,158	18	15,271	13	6,307	1,384	144,644	1,578	4,184
None	xxx	xxx	xxx	xxx	xxx	xxx	xxx	xxx	xxx	xxx	xxx	xxx	xxx	xxx	xxx	151	425
1 cow	785	1,199	785	1,684	190,387	408,315	2	------	----------	1	50	1	6	731	46,950	742	1,032
2 cows	467		934		219,898		4	------	----------	------	----------	4	362	428	49,887	445	1,251
3 cows	136		408		90,312		2	------	----------	------	----------	2	14	129	21,222	130	686
4 cows	56	293	224	1,230	45,000	280,660	2	1	300	1	728	------	----------	49	8,105	54	251
5 to 9 cows	44		263		54,275		12	1	1,460	8	3,845	4	1,095	39	10,721	44	293
10 to 14 cows	3	56	33	708	7,150	220,855	2	1	548	2	412	1	330	2	1,565	3	35
15 to 19 cows	3		50		17,000		3	------	----------	3	4,536	------	----------	2	600	3	51
20 cows and over	6	19	145	458	59,650	148,405	6	2	24,850	3	5,700	1	4,500	4	5,594	6	162

TABLE 19.—COWS MILKED AND MILK PRODUCED, 1939 AND 1929; DAIRY PRODUCTS SOLD AND BUTTER CHURNED, 1939; AND COWS KEPT FOR MILK APR. 1, 1940; BY NUMBER OF COWS MILKED, BY COUNTIES—Continued

(For explanation and definitions, see text)

STATE OR COUNTY AND NUMBER OF COWS MILKED	COWS MILKED				MILK PRODUCED (GALLONS)		DAIRY PRODUCTS SOLD, 1939						BUTTER CHURNED ON FARMS, 1939		COWS KEPT MAINLY FOR MILK PRODUCTION, APR. 1, 1940	
	Farms reporting		Number					Whole milk sold		Cream sold		Butter sold				
	1939	1929	1939	1929	1939	1929	Farms reporting	Farms reporting	Gallons	Farms reporting	Pounds of butterfat	Farms reporting	Pounds	Farms reporting	Pounds	Farms reporting	Number
ALABAMA—Contd.																	
Butler																	
Total	2,571	2,351	4,586	4,006	1,328,338	1,271,167	313	99	103,170	53	13,836	227	28,408	2,254	304,665	2,640	5,263
None	xxx	xxx	xxx	xxx	xxx	xxx	xxx	xxx	xxx	xxx	xxx	xxx	xxx	xxx	xxx	118	190
1 cow	1,422	2,055	1,422	2,698	467,020	878,343	91	31	2,980	9	1,042	63	2,688	1,250	111,702	1,381	1,694
2 cows	785		1,570		413,656		90	24	2,927	11	1,220	74	5,956	696	110,493	778	1,673
3 cows	193		579		144,475		44	9	2,171	3	710	39	5,670	167	36,577	193	628
4 cows	96	282	384	1,099	102,144	328,325	40	14	5,887	14	2,456	26	4,775	83	22,341	95	398
5 to 9 cows	56		325		79,663		31	8	6,710	10	4,954	18	5,712	44	15,762	56	351
10 to 14 cows	10		111		27,340		9	5	14,630	3	790	3	992	7	3,590	10	119
15 to 19 cows	4	11	63	136	28,090	36,939	3	3	11,215	1	2,496	1	1,000	3	1,920	4	68
20 cows and over	5	3	132	73	65,950	27,560	5	5	56,650	2	168	3	1,615	4	2,280	5	142
Calhoun																	
Total	2,281	2,429	4,341	4,025	2,177,086	2,019,579	675	123	605,691	9	2,673	628	102,657	2,162	531,267	2,281	4,671
None	xxx	xxx	xxx	xxx	xxx	xxx	xxx	xxx	xxx	xxx	xxx	xxx	xxx	xxx	xxx	61	82
1 cow	1,404	2,249	1,404	2,905	702,350	1,447,751	256	27	3,662	1	160	247	22,289	1,341	239,388	1,359	1,571
2 cows	677		1,354		585,284		270	35	6,681	2	400	265	41,358	649	201,272	665	1,347
3 cows	105		315		131,581		65	8	2,985	1	220	62	12,750	98	42,616	104	303
4 cows	35	150	140	569	65,510	258,718	28	8	8,733	------	----------	28	12,062	35	21,449	33	138
5 to 9 cows	33		203		93,286		29	18	34,930	2	448	20	10,348	27	17,345	32	195
10 to 14 cows	10	18	113	231	70,250	140,685	10	10	56,440	2	1,125	3	1,550	3	2,497	10	167
15 to 19 cows	1		17		10,950		1	1	10,220	------	----------	------	-------	------	-------	1	17
20 to 29 cows	5	9	119	212	64,825	122,225	5	5	55,540	------	----------	1	1,000	4	2,610	5	166
30 to 49 cows	7	3	256	108	177,650	50,200	7	7	156,100	------	----------	2	1,300	5	4,090	7	213
50 cows and over	4	------	420	------	275,400	----------	4	4	270,400	1	320	------	-------	------	----------	4	472
Chambers																	
Total	2,392	2,732	4,587	4,549	1,778,045	1,738,332	551	53	150,334	45	21,880	518	113,081	2,326	534,939	2,426	5,132
None	xxx	xxx	xxx	xxx	xxx	xxx	xxx	xxx	xxx	xxx	xxx	xxx	xxx	xxx	xxx	79	139
1 cow	1,336	2,486	1,336	3,204	545,004	1,237,245	169	13	858	4	507	164	10,467	1,294	183,875	1,303	1,566
2 cows	734		1,468		537,491		209	15	3,298	12	1,709	199	21,386	719	176,434	726	1,527
3 cows	180		540		179,849		84	8	1,545	13	2,862	75	10,696	177	60,304	177	587
4 cows	56	231	224	855	75,430	315,422	29	3	190	5	1,940	23	7,049	55	23,569	56	234
5 to 9 cows	60		378		128,476		34	6	4,621	7	2,962	32	16,330	56	36,944	59	367
10 to 14 cows	16	7	180	86	75,196	40,705	16	2	2,460	3	2,900	16	19,485	16	24,065	16	231
15 to 19 cows	2		30		14,800		2	------	----------	------	----------	2	5,700	2	6,055	2	35
20 cows and over	8	8	431	404	221,799	144,960	8	6	137,362	1	9,000	7	21,968	7	23,693	8	446
Cherokee																	
Total	2,539	2,839	3,579	3,769	1,786,682	1,871,402	614	67	17,432	22	4,779	587	60,333	2,504	585,084	2,538	3,816
None	xxx	xxx	xxx	xxx	xxx	xxx	xxx	xxx	xxx	xxx	xxx	xxx	xxx	xxx	xxx	64	77
1 cow	1,694	2,742	1,694	3,397	916,377	1,708,907	322	24	1,789	7	440	313	22,833	1,673	310,811	1,643	1,866
2 cows	716		1,432		660,747		233	31	3,809	4	875	225	26,852	708	220,573	702	1,431
3 cows	99		297		146,135		45	8	2,359	9	3,024	39	8,583	96	41,590	99	285
4 cows	19	97	76	372	33,258	167,495	9	1	75	2	440	7	1,615	17	8,295	19	71
5 cows and over	11		80		30,165		5	3	9,400	------	----------	3	450	10	3,815	11	86
Chilton																	
Total	3,943	2,927	4,688	4,316	2,215,868	1,965,921	761	162	89,327	196	38,553	577	82,886	2,888	688,757	3,021	5,252
None	xxx	xxx	xxx	xxx	xxx	xxx	xxx	xxx	xxx	xxx	xxx	xxx	xxx	xxx	xxx	71	92
1 cow	1,839	2,701	1,839	3,466	976,641	1,628,257	287	66	10,151	49	4,906	235	18,916	1,745	325,255	1,774	2,180
2 cows	947		1,894		833,002		327	67	17,711	92	14,403	248	37,303	909	270,656	931	1,925
3 cows	167		501		201,681		88	16	12,035	32	6,283	58	11,575	155	56,546	155	474
4 cows	57	225	228	795	87,715	315,488	35	5	3,305	14	5,793	23	7,875	47	20,083	57	318
5 to 9 cows	30		175		67,029		21	6	6,125	8	5,504	12	6,917	29	15,313	30	189
10 cows and over	3	3	51	55	49,800	22,196	3	2	40,000	1	1,664	1	300	3	904	3	54
Choctaw																	
Total	2,160	1,778	4,059	3,078	1,046,905	890,233	142	48	13,753	10	1,787	116	12,688	1,927	256,964	2,165	4,863
None	xxx	xxx	xxx	xxx	xxx	xxx	xxx	xxx	xxx	xxx	xxx	xxx	xxx	xxx	xxx	93	138
1 cow	1,039	1,531	1,039	2,096	313,248	618,521	24	8	785	------	----------	21	1,043	898	78,977	978	1,314
2 cows	712		1,424		368,560		56	23	2,840	2	43	49	3,420	647	91,986	686	1,657
3 cows	234		702		168,355		21	5	252	1	4	19	1,476	223	41,997	233	774
4 cows	93	240	372	909	87,158	242,172	13	2	912	3	606	9	1,445	86	19,671	93	444
5 to 9 cows	75		428		90,954		21	4	2,114	4	1,134	16	4,779	68	22,703	75	456
10 to 14 cows	3	7	30	73	5,305	29,540	3	3	1,300	------	----------	------	-------	2	568	3	30
15 to 19 cows	4		64		13,325		4	3	5,550	------	----------	2	525	3	1,062	4	50
Clarke																	
Total	2,377	2,050	4,445	3,781	1,131,405	969,981	138	67	48,414	4	1,360	119	14,852	2,207	292,704	2,429	5,834
None	xxx	xxx	xxx	xxx	xxx	xxx	xxx	xxx	xxx	xxx	xxx	xxx	xxx	xxx	xxx	133	231
1 cow	1,083	1,692	1,083	2,382	311,638	656,204	28	13	436	------	----------	28	1,141	987	81,141	1,029	1,485
2 cows	865		1,730		430,665		45	24	2,614	1	120	41	2,086	823	118,961	849	2,270
3 cows	256		768		170,766		22	8	983	1	36	19	1,774	236	46,996	249	967
4 cows	99	352	396	1,317	69,987	296,257	11	4	1,231	------	----------	9	913	94	19,506	97	423
5 to 9 cows	69		396		104,174		27	14	17,700	1	104	19	4,888	63	21,200	68	400
10 cows and over	5	6	72	82	44,175	17,520	5	4	25,450	1	1,100	3	4,050	4	4,900	4	58
Clay																	
Total	2,264	2,454	3,148	3,518	1,425,426	1,606,395	460	64	24,449	14	6,241	438	43,089	2,240	528,454	2,246	3,508
None	xxx	xxx	xxx	xxx	xxx	xxx	xxx	xxx	xxx	xxx	xxx	xxx	xxx	xxx	xxx	38	43
1 cow	1,574	2,327	1,574	2,936	795,888	1,382,083	267	22	2,191	4	250	260	16,933	1,561	307,503	1,528	1,846
2 cows	586		1,172		470,766		149	35	6,603	6	1,114	137	13,469	577	173,208	576	1,209
3 cows	72		216		81,965		25	2	300	1	75	25	3,946	72	31,685	72	212
4 cows	19	118	76	451	19,617	171,672	10	2	925	1	650	9	1,961	19	6,486	19	68
5 to 9 cows	10		62		24,440		6	------	----------	1	1,152	5	3,330	8	5,724	10	73
10 to 14 cows	------	8	------	110	----------	45,943	------	------	----------	------	----------	------	-------	------	----------	------	------
15 to 19 cows	3		48		32,750		3	3	14,450	1	3,000	2	3,450	3	3,850	3	57
20 to 29 cows	------	1	------	21	----------	6,697	------	------	----------	------	----------	------	-------	------	----------	------	------

TABLE 19.—COWS MILKED AND MILK PRODUCED, 1939 AND 1929; DAIRY PRODUCTS SOLD AND BUTTER CHURNED, 1939; AND COWS KEPT FOR MILK APR. 1, 1940; BY NUMBER OF COWS MILKED, BY COUNTIES—Continued

(For explanation and definitions, see text)

STATE OR COUNTY AND NUMBER OF COWS MILKED	COWS MILKED				MILK PRODUCED (GALLONS)		DAIRY PRODUCTS SOLD, 1939						BUTTER CHURNED ON FARMS, 1939		COWS KEPT MAINLY FOR MILK PRODUCTION, APR. 1, 1940	
	Farms reporting		Number				Farms reporting	Whole milk sold		Cream sold		Butter sold				
	1939	1929	1939	1929	1939	1929		Farms reporting	Gallons	Farms reporting	Pounds of butterfat	Farms reporting	Pounds	Farms reporting	Pounds	Farms reporting	Number
ALABAMA—Contd.																
Cleburne																
Total	1,597	1,736	2,045	2,342	880,416	1,050,224	428	31	3,805	———	———	424	38,686	1,572	321,710	1,632	2,200
None	xxx	xxx	xxx	xxx	xxx	xxx	xxx	xxx	xxx	xxx	xxx	xxx	xxx	xxx	xxx	51	59
1 cow	1,209	1,684	1,209	2,164	551,984	980,964	272	18	1,530	———	———	269	19,226	1,189	200,455	1,195	1,325
2 cows	338		676		268,627		132	11	1,425	———	———	132	16,166	334	101,234	336	665
3 cows	42	52	126	178	49,445	69,260	18	1	50	———	———	18	2,311	42	17,286	42	125
4 cows and over	8		34		10,360		6	1	800	———	———	5	933	7	2,735	8	28
Coffee																	
Total	2,995	2,762	4,634	3,950	1,561,673	1,686,273	301	27	40,549	68	9,934	231	27,401	2,632	349,001	3,054	5,873
None	xxx	xxx	xxx	xxx	xxx	xxx	xxx	xxx	xxx	xxx	xxx	xxx	xxx	xxx	xxx	106	162
1 cow	1,823	2,586	1,823	3,137	657,365	1,362,836	68	6	1,325	13	912	55	3,258	1,589	145,967	1,790	2,354
2 cows	921		1,842		595,505		150	9	2,709	35	2,782	118	12,611	826	139,904	913	2,214
3 cows	155		465		140,032		38	3	945	6	857	32	4,091	141	34,338	153	537
4 cows	60	176	240	813	74,158	323,437	26	5	2,710	10	2,615	14	2,249	50	15,762	58	267
5 cows and over	36		264		94,633		19	4	32,860	4	2,768	12	5,212	26	13,030	34	339
Colbert																	
Total	1,866	1,982	3,659	3,298	1,460,218	1,348,710	312	128	224,880	5	5,327	272	33,697	1,814	343,741	1,888	4,119
None	xxx	xxx	xxx	xxx	xxx	xxx	xxx	xxx	xxx	xxx	xxx	xxx	xxx	xxx	xxx	47	51
1 cow	1,010	1,778	1,010	2,364	440,292	1,002,395	90	35	3,697	———	———	76	3,347	974	121,033	991	1,185
2 cows	608		1,216		451,998		130	42	6,816	———	———	124	11,586	601	133,751	605	1,327
3 cows	129		387		132,964		30	10	2,780	———	———	28	4,749	127	37,115	127	432
4 cows	61	196	244	700	86,269	237,880	21	14	5,755	1	277	20	3,400	59	23,293	60	258
5 to 9 cows	37		211		71,471		21	9	5,377	1	50	19	6,051	37	19,375	37	209
10 to 14 cows	5	3	58	41	24,104	25,050	4	3	9,150	———	———	2	1,260	4	3,495	5	62
15 to 19 cows	5		85		50,096		5	4	33,816	———	———	1	1,404	5	2,625	5	96
20 to 29 cows	4	2	91	50	45,810	23,505	4	4	22,915	2	1,000	1	700	4	1,084	4	83
30 to 49 cows	3	2	100	73	52,018	23,880	3	3	49,828	———	———	———	———	2	470	3	130
50 cows and over	4	1	257	70	105,196	36,000	4	4	84,746	1	4,000	1	1,200	1	1,500	4	286
Conecuh																	
Total	2,494	2,211	4,082	3,416	1,215,118	1,085,604	205	25	27,291	91	11,734	127	10,883	2,321	271,494	2,430	4,710
None	xxx	xxx	xxx	xxx	xxx	xxx	xxx	xxx	xxx	xxx	xxx	xxx	xxx	xxx	xxx	95	120
1 cow	1,417	1,994	1,417	2,603	459,462	862,633	49	5	330	14	588	36	2,085	1,313	106,819	1,285	1,693
2 cows	783		1,566		464,775		82	12	2,462	36	4,178	53	3,667	731	105,577	763	1,762
3 cows	182		546		141,181		44	5	1,641	23	2,645	22	2,257	170	32,575	176	551
4 cows	72	214	288	769	70,240	217,271	17	1	98	10	1,373	11	1,339	71	16,768	71	312
5 to 9 cows	35		199		45,005		9	———	———	6	1,652	3	300	31	7,853	35	191
10 cows and over	5	3	66	44	34,455	5,700	4	2	22,760	2	1,298	2	1,235	5	2,102	5	81
Coosa																	
Total	1,418	1,537	2,641	2,791	951,175	1,010,658	356	41	14,460	20	3,832	339	60,143	1,393	313,277	1,398	3,003
None	xxx	xxx	xxx	xxx	xxx	xxx	xxx	xxx	xxx	xxx	xxx	xxx	xxx	xxx	xxx	28	41
1 cow	642	1,323	642	1,887	267,632	721,297	58	12	1,455	———	———	57	3,631	625	90,950	603	751
2 cows	542		1,084		402,083		177	15	1,852	4	275	172	30,526	535	137,702	535	1,225
3 cows	151		453		144,182		68	11	1,753	8	975	63	11,872	150	48,511	150	488
4 cows	38	212	152	837	43,142	266,361	23	———	———	1	100	22	4,736	38	13,706	38	176
5 to 9 cows	41		242		72,186		26	2	3,400	7	2,482	22	4,578	41	16,143	40	240
10 to 14 cows	———	2	———	67	———	23,000	———	———	———	———	———	———	———	———	———	———	———
15 cows and over	4		69		22,000		4	1	6,000	———	———	3	4,800	4	6,285	4	82
Covington																	
Total	3,309	2,861	5,441	4,386	1,818,410	1,693,648	492	102	133,540	104	11,056	382	39,620	2,980	378,155	3,223	5,916
None	xxx	xxx	xxx	xxx	xxx	xxx	xxx	xxx	xxx	xxx	xxx	xxx	xxx	xxx	xxx	82	113
1 cow	1,919	2,617	1,919	3,327	711,495	1,331,239	143	32	1,807	15	1,031	119	5,923	1,680	153,841	1,776	2,167
2 cows	1,056		2,112		655,380		210	37	4,517	46	4,467	157	14,713	987	148,973	1,033	2,182
3 cows	226		678		187,820		77	13	3,186	20	2,359	61	6,198	213	41,833	224	678
4 cows	57	231	228	860	55,670	257,844	29	3	340	11	1,153	22	2,555	55	13,803	57	277
5 to 9 cows	41		233		62,375		23	8	10,035	9	1,378	15	3,502	37	11,886	41	208
10 to 14 cows	1	11	11	142	3,825	68,200	1	1	1,770	———	———	1	624	1	624	1	11
15 to 19 cows	1		15		6,000		1	1	5,000	———	———	1	100	1	300	1	15
20 to 29 cows	2	1	47	25	18,980	20,000	2	1	10,000	———	———	2	1,250	2	1,560	2	62
30 to 49 cows	6	1	198	32	116,865	16,365	6	6	96,885	3	668	4	4,955	4	5,335	6	203
Crenshaw																	
Total	2,267	2,424	3,800	3,457	1,143,616	1,142,477	194	37	29,452	20	3,153	174	22,233	2,091	270,427	2,155	4,076
None	xxx	xxx	xxx	xxx	xxx	xxx	xxx	xxx	xxx	xxx	xxx	xxx	xxx	xxx	xxx	63	82
1 cow	1,215	2,257	1,215	2,847	439,047	983,115	47	9	800	———	———	45	3,580	1,094	100,965	1,086	1,348
2 cows	793		1,586		446,685		83	8	842	8	990	75	8,066	751	113,498	751	1,640
3 cows	157		471		119,335		29	7	955	2	610	28	4,245	148	28,548	155	478
4 cows	59	164	236	575	51,174	147,402	19	3	665	8	1,353	14	2,880	58	13,467	57	240
5 to 9 cows	36		213		51,170		10	6	8,490	2	200	9	2,032	35	10,336	36	209
10 to 14 cows	7	3	79	35	36,205	11,960	6	4	17,700	———	———	3	1,450	5	5,615	7	79
15 to 19 cows	———		———		———		———	———	———	———	———	———	———	———	———	———	———
Cullman																	
Total	6,074	5,802	7,945	7,154	4,187,535	3,543,645	1,522	84	107,053	62	21,100	1,446	135,636	5,907	1,353,555	6,076	8,273
None	xxx	xxx	xxx	xxx	xxx	xxx	xxx	xxx	xxx	xxx	xxx	xxx	xxx	xxx	xxx	105	109
1 cow	4,631	5,475	4,631	6,571	2,668,178	3,308,082	1,008	48	3,974	11	1,325	988	71,079	4,503	902,337	4,542	4,998
2 cows	1,255		2,510		1,158,651		426	25	4,516	29	10,527	393	45,760	1,227	375,658	1,242	2,411
3 cows	140		420		179,164		52	2	515	9	2,398	45	9,527	136	54,395	140	383
4 cows	34	120	136	397	54,917	142,788	24	3	1,340	11	4,980	13	3,145	31	12,043	33	126
5 to 9 cows	10		56		27,200		8	2	2,785	2	1,872	5	2,925	8	5,722	10	44
10 to 14 cows	1	9	14	166	6,610	92,775	1	1	500	———	———	1	1,700	1	1,900	1	12
15 cows and over	3		178		96,815		3	3	93,625	———	———	1	1,500	1	1,500	3	190

TABLE 19.—COWS MILKED AND MILK PRODUCED, 1939 AND 1929; DAIRY PRODUCTS SOLD AND BUTTER CHURNED, 1939; AND COWS KEPT FOR MILK APR. 1, 1940; BY NUMBER OF COWS MILKED, BY COUNTIES—Continued

(For explanation and definitions, see text)

STATE OR COUNTY AND NUMBER OF COWS MILKED	COWS MILKED				MILK PRODUCED (GALLONS)		DAIRY PRODUCTS SOLD, 1939						BUTTER CHURNED ON FARMS, 1939		COWS KEPT MAINLY FOR MILK PRODUCTION, APR. 1, 1940	
	Farms reporting		Number					Whole milk sold		Cream sold		Butter sold				
	1939	1929	1939	1929	1939	1929	Farms reporting	Farms reporting	Gallons	Farms reporting	Pounds of butterfat	Farms reporting	Pounds	Farms reporting	Pounds	Farms reporting	Number
ALABAMA—Contd.																
Dale																
Total	1,895	1,862	3,131	2,636	1,141,936	1,118,897	283	38	37,883	51	4,473	237	34,834	1,718	281,089	1,722	3,251
None	xxx	xxx	xxx	xxx	xxx	xxx	xxx	xxx	xxx	xxx	xxx	xxx	xxx	xxx	xxx	58	98
1 cow	1,071	1,746	1,071	2,182	426,927	973,227	78	7	179	16	1,315	63	4,214	948	107,989	903	1,128
2 cows	590		1,180		414,207		117	13	1,871	20	1,767	102	11,802	553	106,994	540	1,149
3 cows	154		462		149,875		48	10	3,018	8	996	40	8,034	140	36,685	144	454
4 cows	53	113	212	421	65,032	134,970	27	4	540	7	395	21	3,676	52	15,488	51	221
5 to 9 cows	22		121		41,380		10	2	1,500	------	-------	9	4,948	21	10,673	21	122
10 cows and over	5	3	85	33	44,515	10,700	3	2	30,775	------	-------	2	2,160	4	3,260	5	79
Dallas																	
Total	3,938	4,681	8,933	10,144	2,335,095	2,911,681	525	286	859,342	23	12,394	256	34,122	3,634	345,179	4,084	10,026
None	xxx	xxx	xxx	xxx	xxx	xxx	xxx	xxx	xxx	xxx	xxx	xxx	xxx	xxx	xxx	208	290
1 cow	2,133	3,957	2,133	5,346	498,751	1,344,884	101	37	4,655	2	176	63	2,694	1,984	121,860	2,097	2,554
2 cows	1,194		2,388		513,637		152	81	18,158	4	391	77	6,744	1,110	118,822	1,176	2,660
3 cows	294		882		181,241		77	34	8,074	3	362	44	3,434	277	40,285	291	992
4 cows	132	624	528	2,429	97,183	642,380	49	26	11,903	3	190	23	2,885	122	21,242	132	550
5 to 9 cows	109		655		143,351		72	41	30,853	5	1,375	34	11,734	90	27,236	105	643
10 to 14 cows	22	53	253	709	62,365	225,441	20	17	39,285	------	-------	4	1,550	13	3,606	22	224
15 to 19 cows	9		146		36,381		9	7	28,260	1	247	3	1,000	7	2,075	8	127
20 to 29 cows	12	25	271	595	82,650	258,543	12	10	67,435	2	2,748	2	308	9	1,540	12	229
30 to 49 cows	18	15	683	560	291,952	235,823	18	18	252,739	2	6,605	2	889	10	2,957	18	641
50 to 74 cows	11	5	614	305	232,824	138,910	11	11	214,600	------	-------	2	1,284	9	3,031	11	726
75 to 99 cows	1	1	80	75	32,980	29,200	1	1	32,880	------	-------	------	-------	------	-------	1	80
100 to 199 cows	3	1	300	125	161,800	36,500	3	3	149,500	1	300	2	1,600	3	2,525	3	310
De Kalb																	
Total	5,943	5,733	7,622	7,143	4,368,194	3,653,606	3,111	59	58,553	28	9,391	3,088	308,148	5,690	1,433,142	5,993	8,352
None	xxx	xxx	xxx	xxx	xxx	xxx	xxx	xxx	xxx	xxx	xxx	xxx	xxx	xxx	xxx	97	105
1 cow	4,555	5,582	4,555	6,586	2,828,339	3,437,662	2,245	25	3,284	3	412	2,238	184,339	4,345	958,012	4,518	5,092
2 cows	1,241		2,482		1,231,391		753	22	3,073	16	5,526	744	93,206	1,203	398,414	1,234	2,513
3 cows	119		357		167,064		88	4	1,040	7	1,985	86	18,861	117	54,171	116	368
4 cows	20	146	80	499	46,800	185,774	18	3	756	1	740	16	3,630	19	12,483	20	74
5 to 9 cows	4		24		11,500		4	2	400	1	728	3	812	4	1,212	4	49
10 to 14 cows	1	5	10	58	7,300	30,170	------	------	-------	------	-------	------	-------	1	1,350	1	10
15 to 19 cows	------		------		-------		------	------	-------	------	-------	------	-------	------	-------	------	------
20 to 29 cows	------	------	------	------	-------	-------	------	------	-------	------	-------	------	-------	------	-------	------	------
30 cows and over	3	------	114	------	75,800	-------	3	3	50,000	------	-------	1	7,300	1	7,500	3	141
Elmore																	
Total	2,713	2,740	4,901	4,285	1,908,091	1,808,418	773	95	100,710	30	6,749	716	94,482	2,559	552,489	2,780	5,885
None	xxx	xxx	xxx	xxx	xxx	xxx	xxx	xxx	xxx	xxx	xxx	xxx	xxx	xxx	xxx	99	171
1 cow	1,442	2,511	1,442	3,271	670,279	1,447,324	243	29	4,024	4	433	229	18,695	1,359	206,781	1,416	1,777
2 cows	880		1,760		656,602		321	26	6,217	9	1,291	299	33,920	836	210,116	876	2,070
3 cows	233		699		231,858		112	12	2,189	8	1,105	103	16,771	220	68,908	231	734
4 cows	74	221	296	852	84,925	281,684	42	4	580	1	350	41	6,839	66	23,242	74	301
5 to 9 cows	71		417		133,592		42	15	13,575	6	2,128	36	12,180	69	34,884	71	529
10 to 14 cows	4	6	47	77	15,500	38,290	4	1	3,500	------	-------	3	850	3	1,765	4	25
15 to 19 cows	5		82		37,300		5	4	15,250	2	1,442	4	3,727	4	4,668	5	84
20 to 29 cows	------	------	------	------	-------	-------	------	------	-------	------	-------	------	-------	------	-------	------	------
30 to 49 cows	4	2	158	85	77,995	41,120	4	4	57,375	------	-------	1	1,500	2	2,125	4	194
Escambia																	
Total	1,575	1,467	3,040	3,025	845,208	853,592	195	128	145,816	9	3,716	94	10,813	1,141	130,388	1,622	3,467
None	xxx	xxx	xxx	xxx	xxx	xxx	xxx	xxx	xxx	xxx	xxx	xxx	xxx	xxx	xxx	78	126
1 cow	778	1,199	778	1,681	252,860	524,994	53	39	9,223	1	64	15	1,200	491	38,520	758	992
2 cows	517		1,054		271,670		66	41	16,478	------	-------	34	3,174	408	46,970	507	1,083
3 cows	168		504		112,401		37	21	10,675	2	72	23	2,367	148	23,830	165	530
4 cows	73	245	292	965	61,224	181,513	21	12	4,845	3	955	14	1,696	62	12,125	72	301
5 to 9 cows	34		191		34,198		10	7	6,895	------	-------	5	1,056	27	7,026	34	185
10 to 14 cows	5	16	34	206	11,000	56,205	3	3	6,100	1	260	1	400	2	800	3	28
15 to 19 cows	1		18		8,480		1	1	8,400	------	-------	------	-------	1	52	1	18
20 cows and over	4	7	192	173	93,375	90,880	4	4	83,200	2	2,365	2	920	2	1,065	4	204
Etowah																	
Total	2,987	3,072	4,670	4,787	2,346,537	2,543,524	988	119	269,206	14	32,364	955	113,829	2,903	712,548	2,991	5,027
None	xxx	xxx	xxx	xxx	xxx	xxx	xxx	xxx	xxx	xxx	xxx	xxx	xxx	xxx	xxx	88	131
1 cow	2,087	2,919	2,087	3,706	1,137,046	1,950,717	554	51	6,490	7	528	539	42,481	2,019	406,309	2,015	2,347
2 cows	724		1,448		613,880		311	35	7,277	1	160	307	38,764	716	221,310	713	1,429
3 cows	115		336		139,723		74	15	4,187	1	108	73	13,182	113	49,703	112	315
4 cows	24	138	96	513	36,080	250,227	17	2	65	------	-------	17	5,192	24	12,883	24	82
5 to 9 cows	25		145		66,035		18	4	3,739	------	-------	16	12,810	22	19,528	25	158
10 to 14 cows	3	6	36	77	18,675	49,800	3	3	15,300	------	-------	1	1,000	3	1,400	3	36
15 to 19 cows	5		47		23,330		3	3	21,000	------	-------	------	-------	3	665	3	56
20 to 29 cows	1	1	20	27	2,700	18,900	1	1	2,560	------	-------	------	-------	------	-------	1	4
30 to 49 cows	2	4	78	148	52,471	78,445	2	1	34,751	1	5,000	1	300	2	500	2	60
50 cows and over	5	4	374	316	256,597	195,435	5	4	173,857	4	26,568	1	100	1	250	5	409
Fayette																	
Total	2,625	2,205	3,662	2,883	1,594,477	1,401,176	598	51	34,057	17	3,525	574	49,689	2,444	519,894	2,607	3,734
None	xxx	xxx	xxx	xxx	xxx	xxx	xxx	xxx	xxx	xxx	xxx	xxx	xxx	xxx	xxx	52	60
1 cow	1,808	2,128	1,808	2,571	923,018	1,259,828	329	24	2,311	1	547	325	20,626	1,702	307,470	1,746	2,009
2 cows	691		1,382		515,993		212	14	2,661	9	1,185	204	19,560	628	172,604	686	1,286
3 cows	82		246		78,336		29	5	3,015	4	1,210	25	3,799	76	25,493	82	210
4 cows	24	78	96	287	29,590	126,348	15	3	660	1	355	14	3,439	20	7,850	23	81
5 to 9 cows	15		87		27,245		10	3	9,650	1	40	8	2,265	15	5,865	15	51
10 cows and over	3	1	43	25	20,295	15,000	3	2	15,760	1	190	------	-------	3	612	3	37

TABLE 19.—COWS MILKED AND MILK PRODUCED, 1939 AND 1929; DAIRY PRODUCTS SOLD AND BUTTER CHURNED, 1939; AND COWS KEPT FOR MILK APR. 1, 1940; BY NUMBER OF COWS MILKED, BY COUNTIES—Continued

(For explanation and definitions, see text)

STATE OR COUNTY AND NUMBER OF COWS MILKED	COWS MILKED				MILK PRODUCED (GALLONS)		DAIRY PRODUCTS SOLD, 1939							BUTTER CHURNED ON FARMS, 1939		COWS KEPT MAINLY FOR MILK PRODUCTION, APR. 1, 1940	
	Farms reporting		Number					Whole milk sold		Cream sold		Butter sold					
	1939	1929	1939	1929	1939	1929	Farms reporting	Farms reporting	Gallons	Farms reporting	Pounds of butterfat	Farms reporting	Pounds	Farms reporting	Pounds	Farms reporting	Number
ALABAMA—Contd.																	
Franklin																	
Total	2,815	2,793	4,496	4,040	1,769,350	1,965,983	367	58	38,994	19	5,095	340	31,941	2,718	490,628	2,798	4,801
None	xxx	xxx	xxx	xxx	xxx	xxx	xxx	xxx	xxx	xxx	xxx	xxx	xxx	xxx	xxx	34	42
1 cow	1,615	2,622	1,615	3,336	750,557	1,685,929	145	24	3,168	2	103	140	7,124	1,541	211,222	1,571	1,820
2 cows	946		1,892		696,198		142	17	2,461	5	420	135	10,294	927	197,995	940	1,987
3 cows	161		483		158,892		38	7	1,635	2	140	36	4,804	159	46,263	160	473
4 cows	50	164	200	595	56,339	229,649	16	3	1,600	2	210	14	1,415	49	15,271	50	181
5 to 9 cows	36		207		65,077		19	3	4,130	7	3,972	13	5,039	35	14,922	36	197
10 cows and over	7	7	99	109	42,287	50,405	7	4	26,000	1	250	2	3,265	7	4,955	7	101
Geneva																	
Total	2,574	2,377	3,812	3,401	1,299,205	1,315,066	223	31	42,338	76	9,860	148	13,968	2,170	261,199	2,592	4,345
None	xxx	xxx	xxx	xxx	xxx	xxx	xxx	xxx	xxx	xxx	xxx	xxx	xxx	xxx	xxx	120	149
1 cow	1,680	2,211	1,680	2,755	633,224	1,122,110	80	8	384	20	1,288	59	3,185	1,410	130,897	1,598	1,982
2 cows	717		1,434		452,329		96	11	2,227	38	3,710	59	4,868	616	94,527	700	1,528
3 cows	113		339		99,460		23	8	872	6	735	17	4,483	92	21,872	112	337
4 cows	36	161	144	582	39,887	161,476	15	1	500	7	2,841	10	1,412	30	8,236	36	158
5 to 9 cows	24		150		38,280		7	1	4,380	4	1,234	3	220	19	5,275	23	139
10 cows and over	4	5	65	64	36,025	31,480	2	2	33,975	1	52	-----	-------	3	392	3	52
Greene																	
Total	2,318	2,254	4,827	4,755	1,090,732	1,214,736	251	185	279,942	8	2,556	67	6,672	1,943	152,856	2,433	5,823
None	xxx	xxx	xxx	xxx	xxx	xxx	xxx	xxx	xxx	xxx	xxx	xxx	xxx	xxx	xxx	144	306
1 cow	1,115	1,794	1,115	2,484	249,505	573,378	18	9	1,076	------	----------	9	284	919	45,530	1,097	1,387
2 cows	767		1,534		313,712		56	37	7,845	2	488	18	1,402	658	56,252	760	1,656
3 cows	232		696		127,980		69	50	12,559	------	----------	20	1,039	198	22,974	230	756
4 cows	113	420	452	1,594	82,333	406,745	46	39	15,585	2	325	7	450	90	12,669	113	452
5 to 9 cows	69		391		86,222		40	34	21,532	1	6	7	1,162	61	9,906	67	369
10 to 14 cows	10	29	112	362	25,065	120,005	10	5	7,500	2	937	4	1,785	10	3,830	10	121
15 to 19 cows	3		46		17,450		3	2	15,000	1	800	-----	-------	1	50	3	56
20 to 29 cows	4	6	88	139	28,930	37,683	4	4	22,200	------	----------	-----	-------	3	320	4	105
30 to 49 cows	2	5	68	176	42,460	76,925	2	2	38,400	------	----------	2	550	2	1,000	2	173
50 cows and over	3	------	325	------	159,075	----------	3	3	138,245	------	----------	-----	-------	1	325	3	442
Hale																	
Total	2,841	3,055	8,243	7,488	2,224,041	2,282,544	748	669	1,055,642	22	8,006	98	9,637	2,273	217,225	2,835	9,041
None	xxx	xxx	xxx	xxx	xxx	xxx	xxx	xxx	xxx	xxx	xxx	xxx	xxx	xxx	xxx	76	106
1 cow	1,245	2,528	1,245	3,424	317,354	886,518	47	32	3,610	------	----------	15	729	995	61,435	1,192	1,458
2 cows	848		1,696		419,456		211	188	43,551	1	150	36	2,747	704	74,441	825	1,874
3 cows	288		864		196,667		128	112	38,601	5	1,259	16	1,661	230	30,830	285	884
4 cows	166	441	664	1,735	141,960	483,729	106	96	48,482	4	965	11	1,881	135	20,313	165	712
5 to 9 cows	193		1,168		239,567		157	142	116,725	9	3,738	14	1,634	144	19,888	192	1,043
10 to 14 cows	37	39	446	502	102,094	159,320	35	35	75,702	1	150	1	25	25	3,925	37	424
15 to 19 cows	18		294		89,198		18	18	75,383	1	100	3	806	12	2,539	17	312
20 to 29 cows	17	19	395	447	122,658	190,075	17	17	113,081	------	----------	1	104	13	1,827	17	471
30 to 49 cows	17	16	601	576	212,753	219,475	17	17	187,298	1	1,644	1	50	8	1,052	17	725
50 to 74 cows	8	10	460	594	196,800	250,969	8	8	195,400	------	----------	-----	-------	4	475	8	507
75 cows and over	4	2	410	210	185,534	92,458	4	4	157,809	------	----------	-----	-------	3	500	4	525
Henry																	
Total	1,828	1,891	2,851	2,568	1,073,592	966,272	236	32	12,932	99	16,068	147	16,068	1,740	269,530	1,842	3,310
None	xxx	xxx	xxx	xxx	xxx	xxx	xxx	xxx	xxx	xxx	xxx	xxx	xxx	xxx	xxx	76	93
1 cow	1,157	1,772	1,157	2,113	497,806	821,530	70	9	837	23	2,227	49	3,404	1,108	135,292	1,103	1,353
2 cows	488		976		353,951		92	7	2,539	38	3,687	58	6,159	463	91,315	480	1,093
3 cows	107		321		103,725		37	11	4,551	20	4,150	19	1,938	99	21,429	107	354
4 cows	41	116	164	417	43,635	131,612	19	2	600	8	2,299	11	1,522	40	9,980	41	158
5 to 9 cows	29		156		47,800		12	2	2,425	6	1,680	8	2,645	25	8,614	29	157
10 cows and over	6	3	77	38	26,675	13,130	6	1	1,980	4	2,025	2	400	5	2,900	6	102
Houston																	
Total	3,010	2,798	4,663	4,006	1,928,434	1,636,055	533	63	231,215	134	25,027	401	48,648	2,678	386,114	3,078	5,168
None	xxx	xxx	xxx	xxx	xxx	xxx	xxx	xxx	xxx	xxx	xxx	xxx	xxx	xxx	xxx	105	134
1 cow	2,123	2,652	2,123	3,163	911,317	1,295,060	253	19	2,187	63	5,256	198	13,794	1,895	214,329	2,091	2,369
2 cows	693		1,386		533,200		183	22	5,146	43	5,261	144	16,729	624	120,152	690	1,470
3 cows	124		372		140,947		49	5	1,158	17	4,455	34	7,618	108	31,253	122	373
4 cows	33	150	132	485	43,390	165,275	18	1	624	5	2,650	13	5,734	28	8,941	33	139
5 to 9 cows	22		132		54,855		16	5	12,000	3	2,600	9	3,373	16	6,759	22	129
10 to 14 cows	4	9	40	113	15,200	56,620	3	1	4,000	1	1,500	1	1,500	4	2,315	4	39
15 to 19 cows	5		78		32,775		5	4	29,100	1	105	-----	-------	1	365	5	91
20 to 29 cows	1	2	26	44	18,250	17,600	1	1	14,600	------	----------	1	400	1	400	1	31
30 to 49 cows	2	4	62	151	36,650	78,500	2	2	36,000	------	----------	-----	-------	-----	----------	2	65
50 cows and over	3	1	312	50	141,850	23,000	3	3	126,400	1	3,200	1	1,500	1	1,600	3	330
Jackson																	
Total	4,002	4,068	5,656	5,839	2,374,397	2,412,505	895	103	75,509	5	3,169	854	84,131	3,849	715,866	4,035	6,142
None	xxx	xxx	xxx	xxx	xxx	xxx	xxx	xxx	xxx	xxx	xxx	xxx	xxx	xxx	xxx	96	116
1 cow	2,796	3,842	2,796	4,913	1,306,836	2,096,163	503	35	3,274	2	19	490	35,626	2,679	417,837	2,744	3,159
2 cows	996		1,992		745,975		309	46	6,355	1	50	292	29,041	965	225,077	987	2,057
3 cows	139		417		138,959		50	11	2,580	------	----------	44	6,515	135	42,537	137	389
4 cows	46	216	184	739	56,388	214,162	18	5	1,140	1	180	15	3,132	46	14,345	46	189
5 to 9 cows	21		120		34,213		11	3	1,600	------	----------	9	3,357	20	8,855	21	103
10 to 14 cows	------	6	------	77	----------	40,830	------	-----	----------	------	----------	-----	-------	------	----------	------	------
15 to 19 cows	1		15		4,450		1	-----	----------	------	----------	1	1,000	1	1,200	1	15
20 to 29 cows	------	3	------	70	----------	43,100	------	-----	----------	------	----------	-----	-------	------	----------	------	------
30 cows and over	3	1	132	40	87,576	18,250	3	3	60,560	1	2,920	3	5,460	3	6,015	3	114

TABLE 19.—COWS MILKED AND MILK PRODUCED, 1939 AND 1929; DAIRY PRODUCTS SOLD AND BUTTER CHURNED, 1939; AND COWS KEPT FOR MILK APR. 1, 1940; BY NUMBER OF COWS MILKED, BY COUNTIES—Continued

(For explanation and definitions, see text)

STATE OR COUNTY AND NUMBER OF COWS MILKED	COWS MILKED				MILK PRODUCED (GALLONS)		DAIRY PRODUCTS SOLD, 1939							BUTTER CHURNED ON FARMS, 1939		COWS KEPT MAINLY FOR MILK PRODUCTION, APR. 1, 1940	
	Farms reporting		Number					Whole milk sold		Cream sold		Butter sold					
	1939	1929	1939	1929	1939	1929	Farms reporting	Farms reporting	Gallons	Farms reporting	Pounds of butterfat	Farms reporting	Pounds	Farms reporting	Pounds	Farms reporting	Number
ALABAMA—Contd.																	
Jefferson																	
Total	2,887	2,246	8,036	10,438	4,749,421	5,344,265	698	376	2,673,634	46	30,377	564	130,673	2,626	554,242	2,874	8,650
None	xxx	xxx	xxx	xxx	xxx	xxx	xxx	xxx	xxx	xxx	xxx	xxx	xxx	xxx	xxx	179	209
1 cow	2,330	1,958	2,330	2,360	1,302,227	1,125,643	420	172	25,388	19	1,766	349	30,415	2,141	346,076	2,155	2,593
2 cows	405		810		383,139		158	61	16,230	4	230	149	23,085	373	104,122	390	814
3 cows	48		144		62,555		26	16	5,555	1	520	22	4,133	44	15,833	47	138
4 cows	14	135	56	518	19,520	240,627	5	3	4,120	------	----------	3	800	13	4,115	14	53
5 to 9 cows	11		74		43,240		10	9	22,200	------	----------	8	5,580	10	7,562	11	69
10 to 14 cows	4	22	40	296	33,745	200,905	4	3	28,445	------	----------	2	2,155	3	2,980	4	39
15 to 19 cows	3		48		28,450		3	3	16,065	------	----------	3	4,160	3	4,420	3	48
20 to 29 cows	13	26	319	625	224,430	323,760	13	12	177,005	3	3,833	6	7,510	10	9,545	13	302
30 to 49 cows	16	41	632	1,614	393,480	868,020	16	15	347,820	6	9,189	5	3,595	8	5,631	16	647
50 to 74 cows	25	38	1,448	2,218	875,810	1,186,885	25	24	716,576	7	9,098	11	38,960	14	42,883	24	1,477
75 to 99 cows	7	14	583	1,208	363,985	663,025	7	7	327,085	2	2,099	3	4,600	3	5,095	7	642
100 cows and over	11	12	1,552	1,599	1,018,840	785,400	11	11	987,145	4	3,642	3	5,680	4	5,980	11	1,619
Lamar																	
Total	2,787	2,457	3,937	3,471	1,788,101	1,523,427	489	71	19,809	140	22,472	346	28,817	2,721	561,085	2,804	4,215
None	xxx	xxx	xxx	xxx	xxx	xxx	xxx	xxx	xxx	xxx	xxx	xxx	xxx	xxx	xxx	63	68
1 cow	1,841	2,337	1,841	3,006	954,617	1,342,415	211	24	2,386	43	4,308	170	9,017	1,798	310,346	1,799	2,079
2 cows	807		1,614		649,786		197	24	2,301	62	7,821	139	11,615	790	203,855	805	1,585
3 cows	103		309		116,619		50	12	5,776	18	3,866	29	4,871	99	33,689	103	300
4 cows	25	118	100	428	39,330	166,612	21	5	3,426	11	2,632	7	2,814	24	9,703	25	100
5 to 9 cows	11		73		27,749		10	6	5,920	6	3,845	1	500	10	3,492	11	83
10 to 14 cows	------	1	------	17	----------	9,000	------	-----	----------	------	----------	-----	-------	------	----------	------	-------
15 to 19 cows	------		------		----------		------	-----	----------	------	----------	-----	-------	------	----------	------	-------
20 to 29 cows	------	1	------	20	----------	6,000	------	-----	----------	------	----------	-----	-------	------	----------	------	-------
Lauderdale																	
Total	3,601	4,091	5,815	5,698	2,721,088	3,003,441	1,110	140	262,084	348	65,254	740	86,732	3,517	702,363	3,619	6,229
None	xxx	xxx	xxx	xxx	xxx	xxx	xxx	xxx	xxx	xxx	xxx	xxx	xxx	xxx	xxx	69	81
1 cow	2,240	3,885	2,240	4,759	1,157,673	2,591,843	478	33	4,327	128	12,654	355	24,365	2,193	355,322	2,201	2,542
2 cows	1,060		2,120		918,799		434	50	15,204	154	22,324	279	36,537	1,038	256,865	1,051	2,118
3 cows	191		573		223,172		108	20	14,110	32	6,290	67	14,968	189	60,160	189	582
4 cows	53	197	212	710	79,420	298,669	40	13	8,065	13	4,135	25	7,395	50	17,491	53	204
5 to 9 cows	37		216		87,471		30	9	10,888	16	10,146	11	2,877	34	10,116	37	207
10 to 14 cows	7	8	74	104	31,720	35,900	7	3	12,100	3	4,400	3	590	6	1,612	7	82
15 to 19 cows	3		48		22,100		3	3	21,000	------	----------	-----	-------	2	222	3	48
20 to 29 cows	3	2	69	50	38,405	35,129	3	2	21,500	1	3,305	-----	-------	1	300	3	71
30 cows and over	7	1	263	75	162,328	41,900	7	7	154,910	1	2,000	-----	-------	4	275	6	294
Lawrence																	
Total	3,094	3,500	5,163	4,874	2,126,500	2,274,692	437	54	10,915	140	40,298	300	33,970	3,050	606,088	3,098	5,672
None	xxx	xxx	xxx	xxx	xxx	xxx	xxx	xxx	xxx	xxx	xxx	xxx	xxx	xxx	xxx	54	71
1 cow	1,725	3,320	1,725	4,211	797,157	2,029,386	114	13	406	13	1,080	94	6,405	1,700	248,742	1,687	2,019
2 cows	1,008		2,016		784,924		179	11	1,035	51	7,147	153	12,129	994	231,861	998	2,112
3 cows	213		639		255,157		64	3	510	26	6,230	39	4,972	211	63,692	211	624
4 cows	83	178	332	605	123,035	215,166	37	3	1,900	24	8,670	15	1,382	80	28,278	83	365
5 to 9 cows	56		340		132,067		36	3	1,064	24	13,221	14	3,723	56	23,735	56	348
10 cows and over	9	2	111	58	54,160	30,140	7	1	6,000	2	3,950	5	5,359	9	9,780	9	133
Lee																	
Total	1,909	1,859	4,733	4,012	1,855,173	1,440,381	357	81	544,547	19	20,357	319	85,409	1,724	351,723	1,975	5,436
None	xxx	xxx	xxx	xxx	xxx	xxx	xxx	xxx	xxx	xxx	xxx	xxx	xxx	xxx	xxx	89	215
1 cow	930	1,517	930	2,090	355,476	688,557	57	10	1,851	2	112	50	3,354	819	92,160	915	1,112
2 cows	615		1,230		386,674		99	20	2,723	4	320	94	7,602	568	106,326	611	1,326
3 cows	161		483		141,986		60	7	773	2	560	56	7,343	150	38,915	158	501
4 cows	78	307	312	1,224	98,033	419,254	45	3	383	------	----------	45	8,214	76	25,973	77	331
5 to 9 cows	79		461		148,893		51	11	13,255	1	520	50	23,788	74	42,915	79	470
10 to 14 cows	17	22	198	282	99,805	121,470	16	7	30,775	5	6,250	9	7,732	15	14,572	17	212
15 to 19 cows	8		129		57,211		8	5	34,650	1	2,500	2	1,000	5	2,056	8	153
20 to 29 cows	11	7	264	155	135,320	81,500	11	9	80,157	2	4,800	7	16,176	10	17,946	11	314
30 to 49 cows	3	5	112	186	60,300	75,600	3	2	30,810	1	4,695	2	5,900	2	5,940	3	157
50 to 74 cows	3	------	187	------	105,000	----------	3	3	85,000	1	600	3	3,300	3	3,460	3	189
75 cows and over	4	1	426	75	268,475	54,000	4	4	264,170	------	----------	1	1,000	2	1,460	4	456
Limestone																	
Total	3,759	4,114	6,161	5,633	2,893,640	2,745,315	983	344	352,423	414	72,171	347	45,368	3,526	697,442	3,814	6,859
None	xxx	xxx	xxx	xxx	xxx	xxx	xxx	xxx	xxx	xxx	xxx	xxx	xxx	xxx	xxx	104	202
1 cow	2,408	3,916	2,408	4,787	1,187,366	2,364,512	319	62	7,836	140	11,354	154	10,545	2,288	367,286	2,366	2,753
2 cows	958		1,916		877,725		379	119	37,411	184	26,695	125	15,482	912	252,411	954	2,004
3 cows	228		684		287,606		147	62	37,112	56	14,170	44	10,214	199	57,330	227	705
4 cows	77	190	308	695	134,644	307,301	63	39	38,638	17	6,434	13	3,259	65	18,672	76	307
5 to 9 cows	64		384		171,472		51	41	64,774	14	6,420	9	2,168	53	17,948	64	407
10 to 14 cows	11	4	124	44	53,467	8,300	11	10	33,062	------	----------	1	1,336	5	2,373	11	119
15 to 19 cows	5		82		40,535		5	5	27,290	------	----------	1	364	2	828	4	54
20 to 29 cows	3	3	65	75	31,725	45,200	3	2	22,500	1	900	-----	-------	1	200	3	66
30 cows and over	5	1	192	32	109,100	20,000	5	4	85,800	2	6,200	-----	-------	3	394	5	222

TABLE 19.—COWS MILKED AND MILK PRODUCED, 1939 AND 1929; DAIRY PRODUCTS SOLD AND BUTTER CHURNED, 1939; AND COWS KEPT FOR MILK APR. 1, 1940; BY NUMBER OF COWS MILKED, BY COUNTIES—Continued

(For explanation and definitions, see text)

STATE OR COUNTY AND NUMBER OF COWS MILKED	COWS MILKED				MILK PRODUCED (GALLONS)		DAIRY PRODUCTS SOLD, 1939							BUTTER CHURNED ON FARMS, 1939		COWS KEPT MAINLY FOR MILK PRODUCTION, APR. 1, 1940	
	Farms reporting		Number					Whole milk sold		Cream sold		Butter sold					
	1939	1929	1939	1929	1939	1929	Farms reporting	Farms reporting	Gallons	Farms reporting	Pounds of butterfat	Farms reporting	Pounds	Farms reporting	Pounds	Farms reporting	Number
ALABAMA—Contd.																	
Lowndes																	
Total	2,400	2,834	7,252	9,446	1,716,424	2,459,142	371	291	745,421	53	17,259	53	5,625	2,045	158,421	2,481	8,102
None	xxx	xxx	xxx	xxx	xxx	xxx	xxx	xxx	xxx	xxx	xxx	xxx	xxx	xxx	xxx	82	122
1 cow	1,158	2,142	1,158	3,012	269,433	731,514	14	11	1,076	2	80	3	65	992	47,596	1,149	1,429
2 cows	686		1,372		290,432		69	49	11,152	11	696	12	616	611	54,074	879	1,588
3 cows	215		645		133,187		64	52	16,860	5	387	11	804	185	19,412	215	891
4 cows	120	551	480	2,251	99,651	514,826	52	42	28,002	7	1,295	7	741	100	13,114	120	659
5 to 9 cows	143		865		166,941		96	77	56,915	12	3,900	11	1,350	101	14,180	142	844
10 to 14 cows	32	69	362	904	84,985	206,396	30	24	42,920	7	1,261	5	1,755	27	5,015	32	385
15 to 19 cows	10		157		51,020		10	7	17,990	3	3,355	1	4	8	986	10	183
20 to 29 cows	10	28	212	646	44,285	191,781	10	5	19,066	4	3,110	3	330	7	1,602	10	193
30 to 49 cows	9	17	316	801	75,605	138,050	9	7	58,250	2	3,175	———	———	5	915	8	285
50 to 74 cows	7	17	400	951	112,200	304,675	7	7	105,050	———	———	———	———	4	721	7	558
75 to 99 cows	4	6	325	486	100,575	185,350	4	4	98,710	———	———	———	———	2	152	4	400
100 cows and over	6	4	940	595	308,150	188,750	6	6	294,450	———	———	———	———	3	654	6	845
Macon																	
Total	2,335	2,485	4,214	4,287	1,314,528	1,542,852	245	34	106,216	32	11,975	210	56,987	2,130	346,517	2,348	4,883
None	xxx	xxx	xxx	xxx	xxx	xxx	xxx	xxx	xxx	xxx	xxx	xxx	xxx	xxx	xxx	92	141
1 cow	1,335	2,185	1,335	2,824	432,159	954,387	51	5	383	1	100	49	3,664	1,195	125,384	1,278	1,539
2 cows	693		1,386		418,151		98	14	1,002	16	2,755	80	10,172	652	125,760	675	1,463
3 cows	166		498		141,517		55	3	475	6	920	31	4,791	156	41,063	165	605
4 cows	65	279	252	1,061	83,567	415,410	23	2	140	4	1,280	20	4,760	58	17,205	61	362
5 to 9 cows	63		376		114,594		27	4	2,911	4	3,920	23	6,843	60	25,707	62	385
10 to 14 cows	7	13	84	148	27,120	47,085	5	3	9,455	———	———	4	2,207	7	5,770	7	80
15 to 19 cows	3		45		19,200		3	1	7,100	———	———	2	2,750	2	3,555	3	45
20 to 29 cows	———	6	———	129	———	67,000	———	———	———	———	———	———	———	———	———	———	———
30 cows and over	3	2	268	125	98,440	58,950	3	2	84,750	1	3,000	1	1,800	2	2,075	3	263
Madison																	
Total	4,077	4,624	7,081	7,218	3,023,788	3,215,185	880	253	360,205	73	34,310	663	85,868	3,879	755,762	4,125	7,790
None	xxx	xxx	xxx	xxx	xxx	xxx	xxx	xxx	xxx	xxx	xxx	xxx	xxx	xxx	xxx	85	106
1 cow	2,511	4,301	2,511	5,251	1,165,194	2,308,982	302	47	3,524	12	1,514	261	15,408	2,399	350,763	2,482	2,897
2 cows	1,127		2,254		887,022		317	78	14,388	14	2,085	265	24,857	1,086	262,757	1,121	2,410
3 cows	246		738		279,981		115	43	18,052	14	4,384	79	10,250	226	68,561	244	764
4 cows	74	292	296	1,182	124,314	807,365	49	24	23,735	9	3,962	24	6,129	67	23,325	74	316
5 to 9 cows	86		535		240,575		65	35	61,545	15	13,993	25	11,602	81	30,986	86	525
10 to 14 cows	15	15	166	202	75,655	124,389	15	9	23,266	6	4,030	5	6,150	11	7,907	15	184
15 to 19 cows	3		45		19,700		3	3	15,050	1	200	———	———	1	100	3	18
20 to 29 cows	5	7	122	149	38,867	86,875	4	4	31,637	———	———	———	———	2	468	5	112
30 cows and over	10	9	394	354	208,525	187,566	10	10	169,008	2	4,142	4	9,472	6	10,895	10	368
Marengo																	
Total	3,610	3,663	7,602	9,002	1,952,842	2,357,295	390	300	550,382	10	13,664	109	14,036	3,196	335,049	3,661	9,843
None	xxx	xxx	xxx	xxx	xxx	xxx	xxx	xxx	xxx	xxx	xxx	xxx	xxx	xxx	xxx	141	269
1 cow	1,918	2,981	1,918	4,158	451,376	947,657	56	44	4,060	1	100	13	896	1,660	111,015	1,853	2,395
2 cows	1,051		2,102		470,607		119	93	21,505	———	———	35	2,249	968	116,372	1,036	2,654
3 cows	332		996		224,655		64	43	18,204	1	720	24	3,115	306	51,589	327	1,333
4 cows	146	604	584	2,397	119,467	551,193	44	31	15,275	1	320	17	3,448	130	26,001	143	671
5 to 9 cows	114		668		131,266		58	46	39,244	———	———	16	2,259	98	22,744	112	811
10 to 14 cows	16	59	166	792	43,070	239,505	16	13	28,835	1	600	2	233	13	2,257	16	197
15 to 19 cows	6		94		26,610		6	5	7,330	2	4,761	———	———	5	346	6	134
20 to 29 cows	10	14	217	317	84,260	107,105	10	9	56,555	1	800	1	36	6	1,514	10	298
30 to 49 cows	10	13	357	482	141,951	185,165	10	9	108,339	3	6,363	1	1,800	7	2,686	10	401
50 to 74 cows	4	8	235	480	112,680	211,600	4	4	107,000	———	———	———	———	1	100	4	372
75 to 99 cows	3	2	265	151	126,900	40,000	3	3	124,035	———	———	———	———	2	445	3	308
100 to 199 cows	———	2	———	225	———	75,000	———	———	———	———	———	———	———	———	———	———	———
Marion																	
Total	3,277	3,158	4,402	4,242	2,101,008	2,158,159	499	66	11,151	19	6,588	470	41,123	3,123	674,662	3,272	4,575
None	xxx	xxx	xxx	xxx	xxx	xxx	xxx	xxx	xxx	xxx	xxx	xxx	xxx	xxx	xxx	90	107
1 cow	2,306	3,012	2,306	3,661	1,263,219	1,895,925	279	33	4,169	2	76	272	18,574	2,181	409,460	2,226	2,555
2 cows	869		1,738		717,113		184	28	3,822	7	1,364	170	16,594	845	230,803	857	1,621
3 cows	74		222		75,571		20	3	960	3	1,498	18	2,955	71	25,925	73	183
4 cows	16	142	64	538	20,810	247,891	9	1	1,200	3	986	7	1,580	16	6,029	15	54
5 to 9 cows	12		72		24,295		7	1	1,000	4	2,694	5	1,420	12	4,445	11	55
10 to 14 cows	———	4	———	43	———	14,345	———	———	———	———	———	———	———	———	———	———	———
15 to 19 cows	———		———		———		———	———	———	———	———	———	———	———	———	———	———
Marshall																	
Total	4,958	4,951	6,588	6,222	3,555,991	3,087,452	2,355	88	64,805	11	3,900	2,336	230,574	4,860	1,173,912	4,999	6,982
None	xxx	xxx	xxx	xxx	xxx	xxx	xxx	xxx	xxx	xxx	xxx	xxx	xxx	xxx	xxx	103	120
1 cow	3,678	4,852	3,678	5,842	2,222,981	2,934,631	1,600	40	3,789	6	290	1,589	128,843	3,610	758,090	3,622	4,084
2 cows	1,144		2,288		1,057,714		665	30	4,615	1	200	659	78,718	1,118	354,395	1,140	2,187
3 cows	97		291		116,515		59	5	2,340	1	50	59	8,660	94	36,644	96	292
4 cows	11	94	44	314	15,900	114,251	6	———	———	———	———	6	1,300	11	5,065	11	40
5 to 9 cows	19		119		54,691		16	7	9,861	1	1,800	15	8,008	18	12,433	18	88
10 to 14 cows	2	5	20	66	12,200	38,570	2	1	6,500	1	120	2	600	2	860	2	11
15 to 19 cows	2		31		15,330		2	1	7,500	———	———	2	1,465	2	1,930	2	22
20 cows and over	5	———	117	———	62,860	———	5	4	30,200	1	1,440	4	2,980	5	4,495	5	158

TABLE 19.—COWS MILKED AND MILK PRODUCED, 1939 AND 1929; DAIRY PRODUCTS SOLD AND BUTTER CHURNED, 1939; AND COWS KEPT FOR MILK APR. 1, 1940; BY NUMBER OF COWS MILKED, BY COUNTIES—Continued

(For explanation and definitions, see text)

STATE OR COUNTY AND NUMBER OF COWS MILKED	COWS MILKED				MILK PRODUCED (GALLONS)		DAIRY PRODUCTS SOLD, 1939						BUTTER CHURNED ON FARMS, 1939		COWS KEPT MAINLY FOR MILK PRODUCTION, APR. 1, 1940	
	Farms reporting		Number				Whole milk sold		Cream sold		Butter sold					
	1939	1929	1939	1929	1939	1929	Farms reporting	Farms reporting	Gallons	Farms reporting	Pounds of butterfat	Farms reporting	Pounds	Farms reporting	Pounds	Farms reporting	Number
ALABAMA—Contd.																
Mobile																
Total	1,549	963	5,486	4,484	2,564,761	2,110,331	513	167	1,499,133	28	21,528	196	55,484	1,100	158,243	1,458	5,854
None	xxx	xxx	xxx	xxx	xxx	xxx	xxx	xxx	xxx	xxx	xxx	xxx	xxx	xxx	xxx	64	90
1 cow	748	675	746	922	290,202	372,401	51	19	4,685	———	———	41	2,743	483	39,714	654	800
2 cows	468		936		318,625		89	33	15,205	4	772	68	9,551	377	48,143	438	1,005
3 cows	150		450		143,176		44	14	7,140	6	1,148	34	4,758	124	17,916	141	477
4 cows	56	205	224	903	68,350	345,429	23	12	12,867	1	500	16	3,896	44	9,143	55	236
5 to 9 cows	52		329		121,133		30	16	47,589	3	1,280	17	8,201	41	13,522	50	321
10 to 14 cows	11	35	122	472	66,120	167,838	10	9	56,539	———	———	2	222	3	464	11	147
15 to 19 cows	6		95		53,475		6	6	49,000	———	———	2	950	3	1,140	6	103
20 to 29 cows	18	13	407	298	222,940	169,700	18	17	200,981	3	1,848	3	560	7	1,471	18	451
30 to 49 cows	28	23	1,021	819	588,445	446,210	28	27	502,968	5	4,378	10	16,024	13	17,552	27	1,067
50 to 74 cows	6	6	330	442	171,500	238,154	6	6	124,025	3	6,780	3	8,579	4	9,148	6	317
75 to 99 cows	5	3	436	273	295,584	174,849	5	5	275,184	1	3,650	———	———	1	30	5	460
100 to 199 cows	3	3	390	355	225,211	195,750	3	3	203,150	2	1,172	———	———	———	———	3	380
Monroe																	
Total	2,602	2,522	4,206	4,287	1,331,921	1,149,367	129	31	16,309	9	4,695	107	10,397	2,337	273,925	2,655	5,309
None	xxx	xxx	xxx	xxx	xxx	xxx	xxx	xxx	xxx	xxx	xxx	xxx	xxx	xxx	xxx	147	212
1 cow	1,502	2,188	1,502	3,017	579,176	864,244	28	5	230	3	195	21	553	1,342	119,029	1,434	1,917
2 cows	794		1,588		467,177		55	15	2,493	2	250	46	3,126	722	100,427	774	1,954
3 cows	190		570		143,465		14	2	203	———	———	14	1,785	170	29,513	184	579
4 cows	82	330	328	1,225	79,536	272,633	17	4	1,608	1	1,124	15	2,353	75	17,452	82	430
5 to 9 cows	26		133		31,157		8	1	50	1	1,000	7	920	22	4,679	26	141
10 to 14 cows	8	4	85	45	31,410	12,490	7	4	11,725	2	2,126	4	1,660	6	2,825	8	76
15 to 19 cows	———		———		———		———	———	———	———	———	———	———	———	———	———	———
Montgomery																	
Total	2,634	2,607	12,420	10,200	4,635,501	3,206,344	458	273	3,011,763	42	67,028	213	95,707	2,138	330,568	2,630	13,749
None	xxx	xxx	xxx	xxx	xxx	xxx	xxx	xxx	xxx	xxx	xxx	xxx	xxx	xxx	xxx	92	241
1 cow	1,165	1,990	1,163	2,816	306,078	710,869	65	21	2,526	6	1,163	42	2,863	935	70,964	1,110	1,332
2 cows	816		1,632		370,754		92	27	8,052	4	377	64	6,437	705	85,438	795	1,826
3 cows	239		717		146,321		44	19	6,810	3	1,227	23	2,375	203	32,134	230	787
4 cows	122	447	488	1,815	105,769	403,645	40	21	12,264	1	250	23	3,170	102	20,651	119	468
5 to 9 cows	124		756		161,113		56	34	35,704	3	1,492	25	6,727	104	25,173	117	682
10 to 14 cows	38	59	428	767	154,895	200,208	33	27	98,857	1	600	7	7,470	28	11,477	35	440
15 to 19 cows	15		239		61,574		15	15	66,839	1	1,200	———	———	6	730	15	205
20 to 29 cows	24	36	564	852	203,688	315,860	23	20	149,845	4	6,340	7	5,352	15	7,634	24	614
30 to 49 cows	40	43	1,471	1,536	656,752	665,047	39	36	513,920	6	19,916	6	11,216	14	14,092	40	1,546
50 to 74 cows	25	23	1,510	1,329	760,995	495,025	25	25	638,963	7	12,613	8	18,200	10	19,330	25	1,744
75 to 99 cows	10	2	854	155	444,575	54,000	10	10	377,283	3	13,225	3	8,007	6	8,860	10	966
100 to 199 cows	14	6	1,664	730	819,212	316,065	14	14	701,385	2	6,800	4	20,605	8	30,255	14	1,889
200 cows and over	4	1	934	200	423,775	45,625	4	4	399,515	1	1,825	1	3,285	2	5,830	4	1,009
Morgan																	
Total	3,505	3,634	5,577	5,086	2,836,074	2,669,386	1,078	107	181,708	91	34,646	979	117,103	3,429	825,994	3,479	6,098
None	xxx	xxx	xxx	xxx	xxx	xxx	xxx	xxx	xxx	xxx	xxx	xxx	xxx	xxx	xxx	64	77
1 cow	2,236	3,450	2,236	4,269	1,281,741	2,278,229	499	36	2,338	8	863	482	32,294	2,196	417,284	2,161	2,543
2 cows	985		1,970		899,715		399	41	5,439	34	5,842	368	44,529	970	290,207	971	1,989
3 cows	160		480		210,335		87	9	2,960	24	6,144	69	10,012	154	54,752	159	527
4 cows	63	174	252	640	108,111	287,122	44	4	1,341	10	3,852	35	12,253	61	30,457	63	249
5 to 9 cows	42		242		111,282		30	3	2,595	11	9,605	17	13,565	36	25,042	42	276
10 to 14 cows	7	7	77	97	44,710	68,485	7	5	22,090	2	4,440	3	1,700	5	3,260	7	81
15 to 19 cows	2		33		18,150		2	1	5,400	———	———	2	2,450	2	2,780	2	24
20 cows and over	10	3	287	80	162,030	35,550	10	8	139,545	2	3,900	3	300	5	2,212	10	332
Perry																	
Total	2,671	2,875	7,253	7,228	2,239,451	2,253,973	647	538	837,027	7	54,227	135	24,461	2,203	251,290	2,722	8,183
None	xxx	xxx	xxx	xxx	xxx	xxx	xxx	xxx	xxx	xxx	xxx	xxx	xxx	xxx	xxx	89	190
1 cow	1,196	2,269	1,196	3,127	346,867	899,691	71	55	11,565	———	———	21	1,559	944	63,792	1,175	1,424
2 cows	812		1,624		447,350		190	157	61,674	1	109	36	2,008	696	80,456	801	1,749
3 cows	279		837		240,920		151	105	55,209	———	———	34	4,815	245	37,197	275	869
4 cows	153	513	612	2,041	179,070	601,412	89	74	57,733	———	———	20	3,007	133	23,956	153	653
5 to 9 cows	156		949		240,254		99	85	97,852	1	312	15	2,403	126	23,950	155	981
10 to 14 cows	21	54	246	701	64,962	257,270	17	16	44,244	1	1,507	1	450	19	3,344	20	206
15 to 19 cows	17		281		75,278		14	13	49,000	———	———	2	1,549	13	4,503	17	341
20 to 29 cows	15	19	344	424	115,695	132,580	14	14	99,535	1	200	2	125	12	3,018	15	274
30 to 49 cows	11	13	383	480	101,560	211,870	11	10	84,339	2	957	1	950	8	2,001	11	570
50 cows and over	11	7	781	455	427,515	151,150	11	11	276,078	1	51,142	3	7,815	7	9,073	11	926
Pickens																	
Total	3,192	3,025	6,299	5,398	2,068,088	1,956,109	439	211	253,561	68	14,912	207	31,183	3,050	485,037	3,190	6,815
None	xxx	xxx	xxx	xxx	xxx	xxx	xxx	xxx	xxx	xxx	xxx	xxx	xxx	xxx	xxx	80	132
1 cow	1,450	2,606	1,450	3,595	515,541	1,335,156	44	12	991	4	400	33	1,869	1,392	146,034	1,389	1,720
2 cows	1,144		2,288		720,651		146	42	11,187	29	3,081	85	7,224	1,090	188,316	1,128	2,448
3 cows	336		1,008		306,071		84	41	19,195	16	3,696	36	4,209	324	76,538	335	1,019
4 cows	128	392	512	1,448	155,270	501,555	64	40	25,488	7	1,258	26	5,476	126	33,522	126	509
5 to 9 cows	114		677		230,655		81	59	86,020	10	5,927	21	8,840	104	34,508	112	681
10 to 14 cows	15	21	194	254	62,560	80,848	15	12	45,400	2	550	5	1,300	12	3,189	15	192
15 to 19 cows	———		———		———		———	———	———	———	———	———	———	———	———	———	———
20 to 29 cows	2	3	46	68	16,480	19,550	2	2	16,280	———	———	———	———	———	———	2	50
30 cows and over	3	1	124	33	62,900	19,000	3	3	49,000	———	———	1	2,265	2	2,930	3	64

TABLE 19.—COWS MILKED AND MILK PRODUCED, 1939 AND 1929; DAIRY PRODUCTS SOLD AND BUTTER CHURNED, 1939; AND COWS KEPT FOR MILK APR. 1, 1940; BY NUMBER OF COWS MILKED, BY COUNTIES—Continued

(For explanation and definitions, see text)

STATE OR COUNTY AND NUMBER OF COWS MILKED	COWS MILKED				MILK PRODUCED (GALLONS)		DAIRY PRODUCTS SOLD, 1939						BUTTER CHURNED ON FARMS, 1939		COWS KEPT MAINLY FOR MILK PRODUCTION, APR. 1, 1940	
	Farms reporting		Number					Whole milk sold		Cream sold		Butter sold				
	1939	1929	1939	1929	1939	1929	Farms reporting	Farms reporting	Gallons	Farms reporting	Pounds of butterfat	Farms reporting	Pounds	Farms reporting	Pounds	Farms reporting	Number
ALABAMA—Contd.																	
Pike																	
Total	2,323	2,304	4,260	3,778	1,468,644	1,298,084	223	46	113,069	19	5,810	193	34,887	2,229	330,698	2,388	5,089
None	xxx	xxx	xxx	xxx	xxx	xxx	xxx	xxx	xxx	xxx	xxx	xxx	xxx	xxx	xxx	136	214
1 cow	1,184	2,066	1,184	2,703	460,824	994,408	39	6	1,313	------	----------	36	2,274	1,125	111,546	1,138	1,404
2 cows	795		1,590		509,056		93	14	3,328	9	1,126	80	8,199	771	124,788	773	1,754
3 cows	200		600		172,486		42	11	2,594	3	470	35	4,362	196	41,918	198	638
4 cows	90	222	360	812	100,949	206,529	22	3	855	3	1,063	20	3,751	84	19,675	90	402
5 to 9 cows	47		284		71,939		20	5	1,493	2	296	17	4,611	47	19,829	46	304
10 to 14 cows	1	10	10	122	3,600	39,270	1	1	2,000	------	----------	------	------	1	750	1	20
15 to 19 cows	------		------		----------		------	------	----------	------	----------	------	------	------	----------	------	----------
20 to 29 cows	2	5	42	106	26,000	42,400	2	2	15,136	1	300	2	3,200	2	3,700	2	48
30 cows and over	4	1	190	35	123,790	15,477	4	4	86,350	1	2,555	3	8,490	3	8,490	4	305
Randolph																	
Total	2,977	3,151	4,088	4,341	1,891,282	1,864,495	1,228	43	58,958	10	1,350	1,210	115,864	2,877	640,922	2,961	4,423
None	xxx	xxx	xxx	xxx	xxx	xxx	xxx	xxx	xxx	xxx	xxx	xxx	xxx	xxx	xxx	57	92
1 cow	2,113	3,023	2,113	3,803	1,060,505	1,628,608	839	13	825	4	315	836	58,649	2,036	368,864	2,044	2,339
2 cows	740		1,480		611,255		315	10	2,973	4	710	312	36,392	719	217,566	737	1,514
3 cows	95		285		103,777		55	12	4,935	2	325	46	6,240	94	32,682	94	270
4 cows	17	119	68	429	25,570	168,127	10	3	2,850	------	----------	8	2,218	17	7,140	17	64
5 to 9 cows	7		37		13,325		4	1	4,000	------	----------	3	950	6	3,200	7	31
10 to 14 cows	1	9	10	109	6,000	67,760	1	1	3,000	------	----------	1	1,000	1	1,000	1	10
15 to 19 cows	1		15		8,000		1	------	----------	------	----------	1	2,825	1	3,190	1	16
20 cows and over	3	------	80	------	62,850	----------	3	3	40,375	------	----------	3	5,590	3	7,280	3	87
Russell																	
Total	1,751	1,725	3,459	3,414	1,263,798	1,075,851	134	55	376,008	9	2,075	115	28,728	1,400	200,419	1,782	3,985
None	xxx	xxx	xxx	xxx	xxx	xxx	xxx	xxx	xxx	xxx	xxx	xxx	xxx	xxx	xxx	72	120
1 cow	1,014	1,479	1,014	2,013	296,844	561,521	18	8	1,752	------	----------	17	1,200	783	58,478	982	1,121
2 cows	483		966		289,618		36	15	4,515	3	463	33	4,171	391	65,842	477	1,039
3 cows	140		420		123,291		28	8	2,896	2	700	25	4,733	119	31,492	138	538
4 cows	60	226	240	850	69,480	238,490	15	3	1,265	2	660	13	2,985	57	17,173	59	281
5 to 9 cows	35		198		58,175		19	4	1,380	1	200	19	6,335	33	14,454	35	194
10 to 14 cows	6	11	62	133	35,500	51,754	5	4	19,650	1	52	4	4,064	6	5,525	6	66
15 to 19 cows	3		49		34,800		3	3	27,000	------	----------	1	900	3	1,450	3	38
20 to 29 cows	2	3	44	66	30,300	33,945	2	2	23,000	------	----------	1	2,100	1	2,500	2	37
30 to 49 cows	4	2	150	72	112,350	37,991	4	4	101,050	------	----------	1	1,200	4	1,895	4	183
50 cows and over	4	4	316	280	213,440	152,150	4	4	193,400	------	----------	1	1,040	3	1,610	4	368
St. Clair																	
Total	2,120	1,927	3,132	2,941	1,591,095	1,425,158	630	104	143,243	17	9,024	607	80,365	2,021	521,845	2,110	3,291
None	xxx	xxx	xxx	xxx	xxx	xxx	xxx	xxx	xxx	xxx	xxx	xxx	xxx	xxx	xxx	47	55
1 cow	1,526	1,841	1,526	2,291	838,707	1,159,350	386	48	5,680	4	400	374	32,979	1,451	309,633	1,477	1,692
2 cows	509		1,018		452,606		191	33	5,646	2	113	190	24,573	494	164,527	502	951
3 cows	47		141		57,163		21	6	2,199	------	----------	20	4,023	46	20,385	46	129
4 cows	12	76	48	285	19,354	114,263	8	5	2,851	1	182	7	2,350	11	6,275	12	45
5 to 9 cows	18		117		51,780		16	6	10,545	5	3,014	11	4,480	14	8,705	18	111
10 to 14 cows	1	5	10	70	3,650	34,945	1	1	1,822	------	----------	1	600	1	600	1	14
15 to 19 cows	1		15		10,950		1	------	----------	1	2,000	1	800	1	1,000	1	15
20 to 29 cows	2	3	47	75	21,535	36,600	2	1	14,600	1	220	------	------	------	----------	2	44
30 cows and over	4	2	210	220	135,350	80,000	4	4	99,900	3	3,095	3	10,560	3	10,720	4	235
Shelby																	
Total	1,735	1,668	3,613	3,524	1,826,093	1,660,655	440	105	551,592	19	10,488	398	55,882	1,666	393,981	1,756	3,892
None	xxx	xxx	xxx	xxx	xxx	xxx	xxx	xxx	xxx	xxx	xxx	xxx	xxx	xxx	xxx	59	81
1 cow	1,065	1,496	1,065	1,954	581,364	912,279	179	37	3,872	------	----------	170	15,920	1,019	190,676	1,036	1,265
2 cows	496		992		418,440		152	33	5,926	------	----------	147	17,227	487	132,695	488	1,028
3 cows	93		279		118,016		50	14	5,851	4	338	45	8,284	89	33,229	93	275
4 cows	25	139	100	536	33,998	201,326	10	2	2,050	1	150	9	1,396	25	9,555	25	93
5 to 9 cows	39		230		93,235		32	6	5,000	8	4,680	22	7,465	36	19,499	38	215
10 to 14 cows	5	13	55	173	22,750	54,850	5	2	6,500	2	2,960	2	1,000	4	2,615	5	58
15 to 19 cows	2		30		16,150		2	1	9,000	1	720	1	1,440	2	1,560	2	18
20 to 29 cows	1	6	20	136	8,000	97,850	1	1	7,500	------	----------	------	------	------	----------	1	1
30 to 49 cows	1	8	42	296	27,375	134,475	1	1	26,625	1	240	------	------	------	----------	1	41
50 to 74 cows	3	4	182	255	109,465	176,375	3	3	102,165	1	700	1	150	1	200	3	225
75 to 99 cows	2	2	155	174	102,200	85,500	2	2	93,956	------	----------	------	------	1	200	2	185
100 cows and over	3	------	463	------	295,100	----------	3	3	283,167	1	700	1	3,000	2	3,752	3	407
Sumter																	
Total	2,899	2,838	5,771	5,599	1,347,595	1,428,365	206	113	130,830	28	10,445	88	11,880	2,809	277,907	2,864	6,645
None	xxx	xxx	xxx	xxx	xxx	xxx	xxx	xxx	xxx	xxx	xxx	xxx	xxx	xxx	xxx	97	127
1 cow	1,407	2,376	1,407	3,303	337,587	802,095	17	8	1,612	1	45	12	612	1,352	74,105	1,313	1,767
2 cows	935		1,870		433,418		48	22	4,830	5	229	26	2,238	921	105,393	910	2,122
3 cows	257		771		160,923		32	15	5,841	3	196	15	1,786	249	38,151	252	847
4 cows	150	418	600	1,550	125,503	358,247	31	17	6,420	4	1,020	12	2,005	148	28,541	146	646
5 to 9 cows	125		719		161,874		53	32	32,800	11	4,657	18	2,999	119	25,193	123	713
10 to 14 cows	15	32	160	432	47,265	150,495	15	10	24,800	3	1,498	3	1,400	11	3,969	14	140
15 to 19 cows	3		50		16,900		3	3	14,577	------	----------	------	------	3	925	3	64
20 cows and over	7	12	194	314	64,125	117,528	7	6	41,950	1	2,800	2	840	6	1,630	6	219

TABLE 19.—COWS MILKED AND MILK PRODUCED, 1939 AND 1929; DAIRY PRODUCTS SOLD AND BUTTER CHURNED, 1939; AND COWS KEPT FOR MILK APR. 1, 1940; BY NUMBER OF COWS MILKED, BY COUNTIES—Continued

(For explanation and definitions, see text)

STATE OR COUNTY AND NUMBER OF COWS MILKED	COWS MILKED				MILK PRODUCED (GALLONS)		DAIRY PRODUCTS SOLD, 1939							BUTTER CHURNED ON FARMS, 1939		COWS KEPT MAINLY FOR MILK PRODUCTION, APR. 1, 1940	
	Farms reporting		Number					Whole milk sold		Cream sold		Butter sold					
	1939	1929	1939	1929	1939	1929	Farms reporting	Farms reporting	Gallons	Farms reporting	Pounds of butterfat	Farms reporting	Pounds	Farms reporting	Pounds	Farms reporting	Number
ALABAMA—Contd.																	
Talladega																	
Total	2,599	2,712	4,473	4,436	2,059,362	2,040,582	463	92	329,735	41	20,371	390	66,655	2,403	552,586	2,634	5,097
None	xxx	xxx	xxx	xxx	xxx	xxx	xxx	xxx	xxx	xxx	xxx	xxx	xxx	xxx	xxx	56	79
1 cow	1,682	2,521	1,682	3,192	785,408	1,418,762	150	23	1,717	4	273	141	11,826	1,560	260,517	1,664	1,962
2 cows	680		1,360		574,450		178	21	5,364	7	1,271	168	25,196	636	194,672	678	1,435
3 cows	130		390		159,152		55	10	2,287	6	1,556	48	11,798	119	48,287	130	404
4 cows	39	167	156	615	60,621	254,948	26	3	2,276	10	3,244	16	3,467	36	15,075	39	185
5 to 9 cows	39		235		91,483		28	11	8,469	9	5,129	12	7,281	31	17,757	38	252
10 to 14 cows	14	10	156	131	67,070	78,560	11	9	35,173	2	3,350	1	200	13	5,143	14	180
15 to 19 cows	2		31		16,125		2	2	16,125	———	———	———	———	———	———	2	34
20 to 29 cows	5	8	120	185	91,581	91,930	5	5	55,980	2	1,898	3	6,787	5	10,260	5	151
30 cows and over	8	6	343	313	213,472	196,382	8	8	202,347	1	3,650	1	100	3	875	8	415
Tallapoosa																	
Total	2,465	2,548	4,729	4,468	1,790,059	1,718,872	403	57	178,342	64	10,378	335	87,422	2,372	537,099	2,439	5,242
None	xxx	xxx	xxx	xxx	xxx	xxx	xxx	xxx	xxx	xxx	xxx	xxx	xxx	xxx	xxx	73	94
1 cow	1,235	2,240	1,235	3,056	498,469	1,211,208	89	16	728	6	459	79	6,012	1,187	168,673	1,164	1,483
2 cows	862		1,724		591,296		164	9	1,810	27	3,406	141	15,375	834	197,657	839	1,859
3 cows	237		711		228,295		78	6	1,250	18	3,768	60	9,593	226	72,936	233	690
4 cows	59	285	236	1,077	77,624	367,573	32	4	1,429	10	1,525	24	5,028	58	23,551	59	249
5 to 9 cows	52		289		89,800		20	5	4,915	3	1,220	17	6,832	51	26,777	51	295
10 to 14 cows	3	18	36	230	14,900	87,686	3	2	5,500	———	———	3	1,652	3	2,330	3	35
15 to 19 cows	6		97		58,325		6	6	40,205	———	———	4	5,675	4	6,485	6	105
20 to 29 cows	6	5	129	105	66,500	52,405	6	5	42,780	———	———	4	5,425	5	6,580	6	142
30 cows and over	5	———	272	———	164,850	———	5	4	79,725	———	———	3	31,830	4	32,130	5	290
Tuscaloosa																	
Total	3,612	3,219	6,654	6,647	2,749,905	2,881,144	963	278	646,804	12	6,376	808	101,564	3,444	674,449	3,651	7,843
None	xxx	xxx	xxx	xxx	xxx	xxx	xxx	xxx	xxx	xxx	xxx	xxx	xxx	xxx	xxx	127	152
1 cow	2,225	2,739	2,225	3,619	939,595	1,558,711	426	80	11,431	———	———	396	23,519	2,117	298,544	2,148	2,679
2 cows	983		1,966		714,761		300	73	18,641	2	217	264	27,817	951	228,921	974	2,121
3 cows	232		696		232,638		102	41	17,088	3	1,190	78	11,446	227	71,178	231	783
4 cows	80	438	320	1,804	116,496	685,833	50	28	27,831	1	300	30	6,278	75	27,057	79	345
5 to 9 cows	57		344		133,578		50	25	35,945	3	1,450	30	12,339	53	25,175	57	415
10 to 14 cows	13	26	143	319	46,130	139,525	13	9	15,375	3	3,219	3	4,640	11	6,632	13	145
15 to 19 cows	4		66		36,140		4	4	32,975	———	———	4	825	4	1,175	4	98
20 to 29 cows	3	4	69	103	37,200	35,843	3	3	36,250	———	———	———	———	1	100	3	90
30 to 49 cows	8	4	302	140	156,264	58,150	8	8	148,244	———	———	2	2,100	3	2,815	8	299
50 to 74 cows	4	4	230	215	132,200	123,075	4	4	131,000	———	———	———	———	1	150	4	319
75 cows and over	3	4	293	447	204,903	280,009	3	3	172,024	———	———	1	12,600	1	12,692	3	397
Walker																	
Total	3,190	2,687	4,109	3,838	1,963,002	1,928,005	474	141	96,392	5	2,200	444	46,856	3,068	601,730	3,253	4,431
None	xxx	xxx	xxx	xxx	xxx	xxx	xxx	xxx	xxx	xxx	xxx	xxx	xxx	xxx	xxx	125	142
1 cow	2,548	2,544	2,548	3,114	1,313,110	1,570,791	288	71	5,529	1	5	275	18,453	2,447	420,553	2,491	2,742
2 cows	556		1,112		451,426		146	48	5,668	———	———	137	16,606	543	148,569	552	1,097
3 cows	55		165		57,493		22	8	4,595	1	825	19	3,779	51	17,251	55	162
4 cows	12	129	48	492	16,913	220,324	5	3	1,700	———	———	4	1,052	11	4,525	11	44
5 to 9 cows	12		78		34,436		6	4	12,375	———	———	4	2,036	10	5,282	12	85
10 to 14 cows	1	9	12	109	6,300	67,340	1	1	6,000	———	———	1	50	1	50	1	19
15 to 19 cows	2		37		16,300		2	2	12,650	1	50	1	1,460	2	1,610	2	40
20 cows and over	4	5	109	125	67,025	69,550	4	4	48,075	2	1,320	3	3,400	3	3,890	4	100
Washington																	
Total	1,147	1,131	2,469	2,204	583,124	565,541	80	35	12,477	4	455	60	7,900	787	86,376	1,176	2,910
None	xxx	xxx	xxx	xxx	xxx	xxx	xxx	xxx	xxx	xxx	xxx	xxx	xxx	xxx	xxx	70	120
1 cow	433	898	433	1,245	141,063	383,100	12	3	379	1	40	8	570	245	15,247	411	541
2 cows	407		814		207,346		30	16	3,685	1	15	23	2,258	285	34,278	395	965
3 cows	156		468		96,540		13	7	1,234	———	———	8	595	126	14,585	152	482
4 cows	71	229	284	906	52,405	175,881	8	1	14	2	400	6	500	62	8,519	70	291
5 to 9 cows	77		438		76,470		16	7	2,965	———	———	14	2,477	66	12,037	75	474
10 to 14 cows	3	4	52	53	9,300	6,560	1	1	4,200	———	———	1	1,500	3	1,910	3	37
15 to 19 cows	———		———		———		———	———	———	———	———	———	———	———	———	———	———
Wilcox																	
Total	2,396	2,655	4,181	4,770	982,668	1,166,013	71	42	19,151	5	1,085	39	2,959	1,999	212,076	2,512	5,105
None	xxx	xxx	xxx	xxx	xxx	xxx	xxx	xxx	xxx	xxx	xxx	xxx	xxx	xxx	xxx	167	252
1 cow	1,275	2,256	1,275	3,142	332,459	798,928	12	5	416	———	———	9	520	1,008	63,819	1,242	1,605
2 cows	771		1,542		357,880		22	12	1,405	3	175	12	405	673	81,744	762	1,710
3 cows	211		633		142,070		13	8	1,460	1	900	7	525	191	33,482	208	706
4 cows	77	415	308	1,557	67,945	328,555	3	2	70	1	10	1	125	72	16,860	74	316
5 to 9 cows	58		336		63,856		19	13	7,000	———	———	10	1,384	51	13,941	55	394
10 cows and over	4	4	87	91	18,460	40,550	2	2	8,800	———	———	———	———	4	2,230	4	120
Winston																	
Total	1,988	1,754	2,604	2,299	1,427,666	1,243,479	179	63	51,036	5	750	164	18,607	1,816	419,709	2,021	2,842
None	xxx	xxx	xxx	xxx	xxx	xxx	xxx	xxx	xxx	xxx	xxx	xxx	xxx	xxx	xxx	95	108
1 cow	1,489	1,675	1,489	2,075	904,845	1,143,645	103	25	2,303	4	230	95	5,776	1,352	268,288	1,437	1,648
2 cows	446		892		419,280		56	24	2,493	———	———	53	5,965	415	128,581	438	893
3 cows	38		114		46,288		12	8	4,190	———	———	9	1,431	35	12,810	37	103
4 cows	7	61	28	224	11,515	99,834	2	1	700	———	———	2	300	7	3,180	7	21
5 cows and over	8		81		45,740		8	5	21,350	1	500	5	5,135	7	6,850	7	69

TABLE 19.—COWS MILKED AND MILK PRODUCED, 1939 AND 1929; DAIRY PRODUCTS SOLD AND BUTTER CHURNED, 1939; AND COWS KEPT FOR MILK APR. 1, 1940; BY NUMBER OF COWS MILKED, BY COUNTIES—Continued

(For explanation and definitions, see text)

STATE OR COUNTY AND NUMBER OF COWS MILKED	COWS MILKED				MILK PRODUCED (GALLONS)		DAIRY PRODUCTS SOLD, 1939							BUTTER CHURNED ON FARMS, 1939		COWS KEPT MAINLY FOR MILK PRODUCTION, APR. 1, 1940	
	Farms reporting		Number					Whole milk sold		Cream sold		Butter sold					
	1939	1929	1939	1929	1939	1929	Farms reporting	Farms reporting	Gallons	Farms reporting	Pounds of butterfat	Farms reporting	Pounds	Farms reporting	Pounds	Farms reporting	Number
ARIZONA																	
Total	6,869	6,084	38,157	34,513	24,392,990	21,004,609	2,594	1,522	14,195,876	941	1,404,151	512	92,457	4,013	545,100	6,649	40,788
None	xxx	xxx	xxx	xxx	xxx	xxx	xxx	xxx	xxx	xxx	xxx	xxx	xxx	xxx	xxx	365	1,160
1 cow	2,629	3,605	2,629	4,963	1,574,989	2,762,814	326	193	55,789	49	7,457	123	11,123	1,587	161,276	2,348	3,308
2 cows	1,651		3,302		1,609,831		434	213	93,367	128	31,872	168	17,089	1,172	144,307	1,532	3,631
3 cows	715		2,145		1,013,154		302	146	105,279	120	45,705	92	11,175	508	83,548	667	2,297
4 cows	388	1,581	1,552	7,305	734,973	3,396,234	215	110	164,585	96	49,793	41	6,681	236	38,020	351	1,521
5 to 9 cows	639		4,027		2,011,112		475	244	698,767	237	192,617	59	13,805	310	59,903	567	3,928
10 to 14 cows	256	453	2,981	5,956	1,937,042	3,536,393	251	143	901,499	128	249,778	16	6,159	104	19,484	244	2,972
15 to 19 cows	132		2,175		1,427,432		131	95	955,603	45	114,175	2	1,798	37	7,024	126	2,164
20 to 29 cows	171	203	3,942	4,648	2,814,070	3,266,350	170	129	2,106,237	54	188,656	4	316	27	2,873	166	4,021
30 to 49 cows	180	174	6,455	6,308	4,638,306	4,488,427	180	151	3,590,359	57	248,936	3	911	23	3,449	178	6,542
50 to 74 cows	63	39	3,612	2,315	2,703,251	1,490,846	63	56	2,304,874	15	106,983	2	11,325	5	12,264	61	3,802
75 to 99 cows	20	15	1,617	1,274	1,334,494	872,320	20	18	1,016,892	6	83,741	-----	-------	2	464	20	1,571
100 to 199 cows	21	12	2,620	1,444	1,846,867	993,850	21	20	1,592,725	5	65,690	1	75	1	200	20	2,577
200 cows and over	4	2	1,100	400	747,469	197,375	4	4	609,900	1	18,748	1	12,000	1	12,288	4	1,193
Apache																	
Total	321	302	820	1,000	350,851	322,922	68	44	39,694	5	3,410	38	7,298	216	34,057	289	841
None	xxx	xxx	xxx	xxx	xxx	xxx	xxx	xxx	xxx	xxx	xxx	xxx	xxx	xxx	xxx	18	33
1 cow	101	164	101	250	53,268	109,748	4	3	1,830	-----	-------	1	59	48	4,408	82	113
2 cows	106		212		87,295		15	8	877	-----	-------	8	651	77	9,721	93	238
3 cows	56		168		67,513		17	9	2,926	-----	-------	12	2,022	43	8,385	50	175
4 cows	21	125	84	578	33,618	154,459	10	7	2,711	1	400	6	1,440	18	3,490	17	72
5 to 9 cows	30		171		65,485		16	11	10,795	1	800	10	2,476	26	6,903	23	137
10 cows and over	7	13	84	172	43,672	58,715	6	6	20,555	3	2,210	1	650	4	1,150	6	73
Cochise																	
Total	795	618	2,134	2,643	1,209,400	1,068,144	125	65	479,052	31	23,493	66	10,450	566	76,251	768	2,460
None	xxx	xxx	xxx	xxx	xxx	xxx	xxx	xxx	xxx	xxx	xxx	xxx	xxx	xxx	xxx	36	72
1 cow	385	357	385	529	228,569	213,944	26	15	5,906	-----	-------	21	2,035	240	25,800	341	434
2 cows	237		474		207,859		32	12	4,641	3	260	25	2,360	194	23,987	224	516
3 cows	74		222		95,274		11	5	1,170	4	1,427	6	930	66	10,586	69	272
4 cows	30	206	120	936	42,623	307,305	8	1	1,440	4	1,070	5	699	26	4,078	29	127
5 to 9 cows	41		248		120,945		20	9	13,735	12	9,480	4	2,128	27	7,731	41	308
10 to 14 cows	11	33	136	431	88,550	165,425	11	6	42,505	5	8,385	3	1,100	8	2,391	11	150
15 to 19 cows	6		104		72,950		6	6	59,150	3	2,871	1	1,148	4	1,576	6	116
20 to 29 cows	2	9	49	210	29,725	107,300	2	2	27,600	-----	-------	1	50	1	104	2	73
30 cows and over	9	13	396	537	322,905	274,170	9	9	322,905	-----	-------	-----	-------	-----	-------	9	392
Coconino																	
Total	236	169	815	532	419,524	249,522	37	25	187,844	10	4,428	14	2,310	166	24,305	231	878
None	xxx	xxx	xxx	xxx	xxx	xxx	xxx	xxx	xxx	xxx	xxx	xxx	xxx	xxx	xxx	12	56
1 cow	80	125	80	169	39,985	87,392	5	4	642	-----	-------	2	204	52	5,237	69	92
2 cows	78		156		65,629		8	5	1,375	-----	-------	5	450	60	8,581	75	191
3 cows	34		102		46,169		5	3	1,342	2	211	4	682	24	5,097	33	107
4 cows	17	32	68	144	22,879	49,235	1	1	365	1	210	-----	-------	16	1,759	16	59
5 to 9 cows	14		81		28,611		5	1	3,840	3	437	3	974	10	2,798	13	88
10 to 14 cows	3	8	37	118	19,990	49,855	3	2	11,040	1	750	-----	-------	3	623	3	35
15 to 19 cows	4		68		36,375		4	3	26,079	1	420	-----	-------	1	210	4	65
20 to 29 cows	1	3	22	66	14,400	41,440	1	1	14,000	-----	-------	-----	-------	-----	-------	1	23
30 cows and over	5	1	201	35	144,486	21,600	5	5	129,161	2	2,400	-----	-------	-----	-------	5	162
Gila																	
Total	179	188	686	761	422,651	427,741	40	36	272,613	5	7,267	8	851	124	14,750	191	876
None	xxx	xxx	xxx	xxx	xxx	xxx	xxx	xxx	xxx	xxx	xxx	xxx	xxx	xxx	xxx	22	61
1 cow	70	131	70	201	37,405	80,564	4	3	1,040	-----	-------	3	209	48	3,864	68	135
2 cows	58		116		50,574		14	11	5,050	-----	-------	5	642	45	5,286	52	154
3 cows	27		81		29,452		9	9	5,330	-----	-------	-----	-------	20	3,669	27	95
4 cows	5	43	20	174	2,780	57,705	-----	-----	-------	-----	-------	-----	-------	3	200	4	16
5 to 9 cows	9		55		15,241		3	3	6,699	-----	-------	-----	-------	6	1,336	8	46
10 to 14 cows	3	4	39	58	27,370	34,425	3	3	17,358	1	2,150	-----	-------	1	365	3	38
15 to 19 cows	1		15		14,400		1	1	13,670	-----	-------	-----	-------	1	30	1	15
20 to 29 cows	-----	4	-----	98	-------	90,297	-----	-----	-------	-----	-------	-----	-------	-----	-------	-----	-----
30 to 49 cows	3	5	99	178	91,465	115,475	3	3	81,310	2	1,551	-----	-------	-----	-------	3	122
50 to 74 cows	3	1	191	52	153,964	48,275	3	3	142,156	2	3,566	-----	-------	-----	-------	3	194
Graham																	
Total	433	504	1,368	1,677	816,463	934,593	160	68	256,432	91	37,945	34	5,547	343	46,827	433	1,648
None	xxx	xxx	xxx	xxx	xxx	xxx	xxx	xxx	xxx	xxx	xxx	xxx	xxx	xxx	xxx	13	26
1 cow	156	307	156	418	92,020	225,117	20	15	7,135	2	520	3	411	103	9,359	146	192
2 cows	124		248		127,322		38	21	12,252	14	2,133	13	1,323	103	12,135	123	280
3 cows	65		195		107,056		34	8	5,825	23	6,164	9	790	56	10,130	64	212
4 cows	32	168	128	755	65,665	420,993	18	7	1,336	13	6,502	5	839	30	5,388	32	138
5 to 9 cows	41		249		128,800		36	7	11,681	33	14,591	2	420	40	6,188	40	323
10 to 14 cows	9	22	99	264	61,505	132,183	8	5	7,153	5	4,035	2	1,764	9	3,321	9	117
15 to 19 cows	-----		-----		-------		-----	-----	-------	-----	-------	-----	-------	-----	-------	-----	-----
20 to 29 cows	2	2	41	49	33,550	31,600	2	1	20,000	1	4,000	-----	-------	1	156	2	46
30 to 49 cows	1	4	42	135	39,420	88,200	1	1	39,055	-----	-------	-----	-------	-----	-------	1	48
50 cows and over	3	1	230	56	161,125	36,500	3	3	151,995	-----	-------	-----	-------	1	150	3	266
Greenlee																	
Total	158	152	352	454	169,636	208,848	44	15	25,511	18	7,100	21	1,711	99	12,261	165	421
None	xxx	xxx	xxx	xxx	xxx	xxx	xxx	xxx	xxx	xxx	xxx	xxx	xxx	xxx	xxx	10	19
1 cow	62	93	62	124	31,727	61,686	9	3	114	1	160	6	566	41	4,436	60	76
2 cows	56		112		47,904		20	7	1,417	8	1,690	12	712	36	4,040	56	129
3 cows	24		72		31,760		6	1	250	5	1,650	2	310	16	2,385	23	74
4 cows	5	59	20	330	12,200	147,162	3	-----	-------	2	800	1	123	2	550	5	28
5 cows and over	11		86		46,045		6	4	23,730	2	2,800	-----	-------	4	850	11	95

TABLE 19.—COWS MILKED AND MILK PRODUCED, 1939 AND 1929; DAIRY PRODUCTS SOLD AND BUTTER CHURNED, 1939; AND COWS KEPT FOR MILK APR. 1, 1940; BY NUMBER OF COWS MILKED, BY COUNTIES—Continued

(For explanation and definitions, see text)

STATE OR COUNTY AND NUMBER OF COWS MILKED	COWS MILKED				MILK PRODUCED (GALLONS)		DAIRY PRODUCTS SOLD, 1939							BUTTER CHURNED ON FARMS, 1939		COWS KEPT MAINLY FOR MILK PRODUCTION, APR. 1, 1940	
	Farms reporting		Number					Whole milk sold		Cream sold		Butter sold					
	1939	1929	1939	1929	1939	1929	Farms reporting	Farms reporting	Gallons	Farms reporting	Pounds of butterfat	Farms reporting	Pounds	Farms reporting	Pounds	Farms reporting	Number
ARIZONA—Contd.																	
Maricopa																	
Total	2,475	2,397	22,272	19,663	15,167,326	13,468,908	1,508	922	9,641,601	603	1,112,503	119	43,120	1,126	165,216	2,495	23,761
None	xxx	xxx	xxx	xxx	xxx	xxx	xxx	xxx	xxx	xxx	xxx	xxx	xxx	xxx	xxx	131	494
1 cow	837	1,301	837	1,723	548,578	1,097,512	162	93	29,466	38	5,913	42	4,386	504	55,142	784	1,179
2 cows	373		746		434,861		172	83	47,791	78	19,150	30	4,439	222	27,269	353	858
3 cows	186		558		322,189		132	67	69,434	62	27,772	20	2,653	105	16,007	176	634
4 cows	134	501	536	2,484	345,575	1,524,296	117	71	136,440	53	33,741	6	656	54	6,020	129	596
5 to 9 cows	311		2,022		1,258,322		293	163	569,006	142	144,868	11	4,521	106	17,732	300	2,136
10 to 14 cows	194	278	2,259	3,683	1,501,998	2,520,994	194	103	692,911	100	219,934	5	2,833	67	10,468	188	2,286
15 to 19 cows	102		1,692		1,139,585		101	71	757,827	34	99,005	———	———	27	3,968	100	1,718
20 to 29 cows	143	149	3,304	3,400	2,390,560	2,443,187	142	109	1,778,132	42	165,411	2	246	20	1,965	140	3,371
30 to 49 cows	130	120	4,674	4,359	3,355,881	3,258,124	130	106	2,445,782	40	221,725	1	186	15	1,929	130	4,721
50 to 74 cows	37	26	2,124	1,588	1,492,156	1,081,590	37	30	1,153,796	8	82,359	1	11,200	3	11,964	36	2,123
75 to 99 cows	12	11	959	931	679,534	631,670	12	10	423,191	4	73,577	———	———	2	464	12	950
100 to 199 cows	12	9	1,461	1,095	950,808	714,160	12	12	927,925	1	300	———	———	———	———	12	1,502
200 cows and over	4	2	1,100	400	747,469	197,375	4	4	609,900	1	18,748	1	12,000	1	12,288	4	1,193
Mohave																	
Total	166	114	468	355	228,897	125,003	33	14	83,314	11	2,334	18	1,534	127	13,843	163	483
None	xxx	xxx	xxx	xxx	xxx	xxx	xxx	xxx	xxx	xxx	xxx	xxx	xxx	xxx	xxx	5	19
1 cow	64	58	64	83	36,035	27,312	3	2	404	———	———	2	46	45	3,805	58	70
2 cows	51		102		37,207		11	3	1,715	2	140	6	363	41	3,956	50	109
3 cows	23		69		26,130		4	1	20	1	220	4	250	19	2,176	23	65
4 cows	17	52	68	217	23,560	68,941	7	2	660	3	650	5	650	16	3,054	17	67
5 to 9 cows	6		39		15,095		3	1	1,200	3	1,200	———	———	5	552	6	29
10 to 14 cows	1	4	12	55	17,520	28,750	1	1	16,790	———	———	———	———	———	———	———	———
15 cows and over	4		114		73,350		4	4	62,525	2	124	1	225	1	300	4	124
Navajo																	
Total	367	282	1,240	1,316	592,428	500,417	131	90	230,340	25	10,650	61	6,937	264	34,276	360	1,422
None	xxx	xxx	xxx	xxx	xxx	xxx	xxx	xxx	xxx	xxx	xxx	xxx	xxx	xxx	xxx	21	117
1 cow	108	117	108	178	55,430	81,722	11	7	1,097	2	260	2	125	59	5,303	95	138
2 cows	109		218		105,396		30	22	7,202	4	580	14	1,966	84	9,412	100	219
3 cows	65		195		69,731		32	20	6,449	3	449	18	1,547	55	7,707	63	222
4 cows	24	134	96	617	30,050	213,446	12	6	5,365	———	———	6	904	17	2,638	23	94
5 to 9 cows	46		264		82,697		31	22	28,675	7	655	17	1,994	42	8,096	44	286
10 to 14 cows	8	22	91	284	51,069	92,700	8	6	25,045	5	4,449	3	276	5	870	7	83
15 to 19 cows	———		———		———		———	———	———	———	———	———	———	———	———	———	———
20 to 29 cows	2	7	46	152	31,025	59,950	2	2	26,775	1	912	———	———	1	100	2	45
30 cows and over	5	2	222	85	167,050	52,599	5	5	129,732	3	3,345	1	125	1	150	5	218
Pima																	
Total	383	219	2,478	1,938	1,318,525	1,139,106	114	73	996,298	40	24,136	9	469	80	8,657	214	1,832
None	xxx	xxx	xxx	xxx	xxx	xxx	xxx	xxx	xxx	xxx	xxx	xxx	xxx	xxx	xxx	9	17
1 cow	121	114	121	166	57,228	65,494	18	14	3,575	2	100	4	236	29	2,538	72	85
2 cows	78		156		53,890		10	6	903	2	124	3	181	22	1,988	49	141
3 cows	41		123		40,975		5	4	1,070	1	570	———	———	16	2,244	23	76
4 cows	33	49	132	230	18,698	60,545	11	4	1,206	7	712	———	———	5	1,158	10	41
5 to 9 cows	65		417		63,905		28	13	17,881	16	2,992	2	52	5	389	18	103
10 to 14 cows	7	26	77	356	33,090	164,377	4	1	8,800	3	640	———	———	1	30	4	32
15 to 19 cows	9		139		48,515		9	7	33,709	2	320	———	———	1	50	4	61
20 to 29 cows	7	13	159	515	90,195	229,650	7	4	81,670	3	300	———	———	———	———	5	110
30 to 49 cows	11	12	377	442	267,919	293,850	11	9	259,774	2	840	———	———	1	260	10	375
50 cows and over	11	5	777	429	644,310	325,190	11	11	587,710	2	17,538	———	———	———	———	10	791
Pinal																	
Total	384	266	2,325	1,287	1,746,603	846,050	139	64	1,022,929	61	118,097	38	3,794	217	28,800	398	2,566
None	xxx	xxx	xxx	xxx	xxx	xxx	xxx	xxx	xxx	xxx	xxx	xxx	xxx	xxx	xxx	32	151
1 cow	174	187	174	247	124,271	157,577	25	13	1,880	2	450	16	1,236	102	10,346	161	216
2 cows	85		170		94,547		27	9	3,420	12	6,924	10	1,232	54	8,021	83	178
3 cows	40		120		78,661		24	7	5,068	15	6,185	6	535	29	5,228	39	131
4 cows	25	54	100	248	57,595	145,489	12	5	8,585	5	3,156	3	640	16	3,244	25	122
5 to 9 cows	24		156		77,410		15	4	5,710	11	10,938	1	20	9	1,043	23	156
10 to 14 cows	8	5	96	67	60,546	44,099	8	6	34,560	3	6,400	1	56	3	360	8	109
15 to 19 cows	3		49		37,029		3	1	12,000	2	7,425	———	———	———	———	3	34
20 to 29 cows	8	7	184	152	125,400	116,285	8	5	80,140	4	10,805	———	———	2	308	8	206
30 to 49 cows	5	10	166	345	119,090	258,350	5	3	82,950	3	7,260	———	———	1	50	5	123
50 to 74 cows	3	1	173	50	159,820	35,000	3	3	158,000	———	———	———	———	———	———	2	115
75 to 99 cows	4	2	343	178	358,800	109,250	4	4	316,941	1	8,164	———	———	———	———	4	405
100 to 199 cows	5	———	594	———	453,434	———	5	4	313,675	3	50,390	1	75	1	200	5	620
Santa Cruz																	
Total	123	126	413	686	226,418	285,579	25	17	124,523	2	284	10	407	68	7,028	128	446
None	xxx	xxx	xxx	xxx	xxx	xxx	xxx	xxx	xxx	xxx	xxx	xxx	xxx	xxx	xxx	6	13
1 cow	48	58	48	91	24,655	31,386	5	4	663	1	34	2	77	26	2,780	48	55
2 cows	36		72		27,084		7	5	1,171	———	———	4	210	23	2,197	35	72
3 cows	19		57		14,525		4	2	866	———	———	2	60	10	1,064	19	52
4 cows	6	44	24	196	11,010	50,619	———	———	———	———	———	———	———	1	8	6	23
5 to 9 cows	8		49		30,685		3	1	10,498	———	———	2	60	5	504	8	56
10 to 14 cows	2	18	20	258	12,730	110,963	2	1	9,500	1	250	———	———	2	300	2	20
15 to 19 cows	———		———		———		———	———	———	———	———	———	———	———	———	———	———
20 to 29 cows	1	3	28	65	15,950	41,131	1	1	15,220	———	———	———	———	———	———	1	28
30 cows and over	3	3	115	96	89,779	51,480	3	3	86,605	———	———	———	———	1	175	3	127

TABLE 19.—COWS MILKED AND MILK PRODUCED, 1939 AND 1929; DAIRY PRODUCTS SOLD AND BUTTER CHURNED, 1939; AND COWS KEPT FOR MILK APR. 1, 1940; BY NUMBER OF COWS MILKED, BY COUNTIES—Continued

(For explanation and definitions, see text)

STATE OR COUNTY AND NUMBER OF COWS MILKED	COWS MILKED				MILK PRODUCED (GALLONS)		DAIRY PRODUCTS SOLD, 1939							BUTTER CHURNED ON FARMS, 1939		COWS KEPT MAINLY FOR MILK PRODUCTION, APR. 1, 1940	
	Farms reporting		Number					Whole milk sold		Cream sold		Butter sold					
	1939	1929	1939	1929	1939	1929	Farms reporting	Farms reporting	Gallons	Farms reporting	Pounds of butterfat	Farms reporting	Pounds	Farms reporting	Pounds	Farms reporting	Number
ARIZONA—Contd.																	
Yavapai																	
Total	477	350	1,471	1,279	847,773	749,121	74	32	405,629	20	20,264	40	3,965	355	41,726	459	1,620
None	xxx	xxx	xxx	xxx	xxx	xxx	xxx	xxx	xxx	xxx	xxx	xxx	xxx	xxx	xxx	35	66
1 cow	231	249	231	340	118,098	192,452	13	3	211	1	20	10	638	163	13,856	195	283
2 cows	143		286		133,115		17	4	859	1	10	13	921	116	13,858	129	301
3 cows	34		102		41,129		7	2	615	------	------	5	496	27	5,208	33	104
4 cows	28	83	112	343	42,325	149,989	8	2	957	3	472	3	550	23	4,163	27	96
5 to 9 cows	22		136		44,441		10	4	7,082	3	474	5	710	17	3,070	21	132
10 to 14 cows	2	7	26	93	10,800	57,620	2	2	4,800	2	615	2	130	2	356	2	18
15 to 19 cows	2		31		20,243		2	1	9,143	1	4,000	------	------	2	440	2	29
20 to 29 cows	5	2	109	45	83,265	38,600	5	4	62,700	3	7,228	1	20	2	240	5	119
30 to 49 cows	6	7	225	263	182,550	161,710	6	6	158,435	5	5,985	1	500	3	535	6	239
50 to 74 cows	4	------	213	------	171,807	----------	4	4	160,827	1	1,460	------	------	------	------	4	233
75 to 99 cows	------	1	------	80	----------	54,750	------	------	----------	------	----------	------	------	------	------	------	------
100 to 199 cows	------	1	------	115	----------	94,000	------	------	----------	------	----------	------	------	------	------	------	------
Yuma																	
Total	372	397	1,295	1,022	876,495	678,655	96	57	430,096	19	32,240	36	4,084	262	37,103	355	1,534
None	xxx	xxx	xxx	xxx	xxx	xxx	xxx	xxx	xxx	xxx	xxx	xxx	xxx	xxx	xxx	15	16
1 cow	192	344	192	444	127,720	330,908	23	14	1,826	------	----------	9	895	127	14,402	169	240
2 cows	117		234		137,348		33	17	4,694	4	861	20	1,639	95	13,856	110	245
3 cows	27		81		42,590		12	8	4,914	4	1,057	4	900	22	3,682	25	78
4 cows	11	37	44	141	26,395	90,290	8	4	5,520	4	2,080	1	180	9	2,272	11	42
5 to 9 cows	13		82		55,060		8	3	10,040	4	3,382	2	450	8	2,711	13	78
10 to 14 cows	2	10	23	128	19,532	87,147	2	2	12,277	------	----------	------	------	------	------	2	19
15 to 19 cows	------		------		----------		------	------	----------	------	----------	------	------	------	------	------	------
20 to 29 cows	------	2	------	50	----------	35,810	------	------	----------	------	----------	------	------	------	------	------	------
30 to 49 cows	6	------	223	------	135,425	----------	6	5	106,200	1	8,400	------	------	1	200	6	294
50 cows and over	4	4	416	259	332,425	134,500	4	4	284,625	2	16,460	------	------	------	------	4	522
ARKANSAS																	
Total	160,770	144,827	395,698	326,057	150,827,811	128,568,652	53,625	9,890	17,292,246	34,686	11,166,533	15,272	2,117,726	147,102	22,659,136	161,156	455,851
None	xxx	xxx	xxx	xxx	xxx	xxx	xxx	xxx	xxx	xxx	xxx	xxx	xxx	xxx	xxx	5,522	10,474
1 cow	69,352	108,628	69,352	148,062	30,777,239	60,751,045	8,031	1,472	199,174	3,360	302,298	4,343	298,833	63,904	7,516,290	65,990	86,860
2 cows	43,299		86,598		31,947,527		13,148	1,914	607,581	7,893	1,161,864	4,886	485,087	40,249	6,689,213	42,262	100,956
3 cows	18,230		54,690		18,905,193		9,089	1,379	801,029	6,328	1,415,971	2,309	286,181	16,791	5,086,698	17,915	61,804
4 cows	11,658	34,016	46,632	143,316	15,912,092	52,425,332	7,755	1,252	1,028,949	5,813	1,754,766	1,441	231,466	10,461	1,984,254	11,487	50,782
5 to 9 cows	15,417		93,771		33,116,456		12,828	2,576	3,963,367	9,708	4,797,135	1,843	491,755	13,544	2,692,568	15,207	98,452
10 to 14 cows	1,880	1,758	20,886	21,253	7,996,106	8,610,608	1,854	626	2,132,187	1,227	1,114,805	257	162,806	1,543	400,541	1,858	22,111
15 to 19 cows	376		6,049		2,598,324		367	204	1,258,681	178	245,768	61	47,508	273	91,871	368	6,286
20 to 29 cows	320	257	7,222	5,943	3,601,055	2,813,882	317	250	2,437,220	110	195,262	67	61,689	209	101,401	313	7,474
30 to 49 cows	179	126	6,477	4,526	3,627,862	2,342,096	177	158	2,843,349	48	112,581	49	54,161	99	74,136	176	6,694
50 to 74 cows	46	31	2,675	1,756	1,540,166	963,779	46	46	1,369,568	17	33,533	11	8,940	24	12,364	46	2,885
75 to 99 cows	7	5	545	396	357,595	228,852	7	7	288,015	2	22,000	1	500	1	500	6	436
100 cows and over	6	6	801	805	448,196	433,058	6	6	363,126	2	10,550	4	8,800	4	9,300	6	637
Arkansas																	
Total	1,768	1,414	5,232	3,984	1,480,959	1,207,183	498	74	108,603	239	80,160	264	36,083	1,591	235,494	1,779	6,400
None	xxx	xxx	xxx	xxx	xxx	xxx	xxx	xxx	xxx	xxx	xxx	xxx	xxx	xxx	xxx	60	126
1 cow	543	857	543	1,242	199,854	408,882	39	8	905	6	404	31	1,536	480	46,272	520	724
2 cows	503		1,006		284,856		84	11	2,105	21	1,882	58	4,199	457	61,221	489	1,368
3 cows	249		747		204,107		89	11	5,060	34	5,936	58	4,688	225	36,691	247	907
4 cows	170	523	680	2,335	164,595	646,499	73	9	2,285	35	6,807	41	5,671	156	28,408	167	801
5 to 9 cows	246		1,511		385,377		156	18	19,363	105	41,409	61	11,412	226	48,406	240	1,706
10 to 14 cows	47	34	535	407	162,455	151,802	47	10	32,990	33	18,192	14	8,497	42	13,846	46	535
15 to 19 cows	4		66		19,330		4	2	6,400	2	2,956	------	------	3	400	4	77
20 cows and over	6	------	144	------	60,385	----------	6	5	39,495	3	2,574	1	80	2	250	6	156
Ashley																	
Total	1,990	1,882	4,770	4,390	1,264,175	1,210,446	164	40	40,147	38	13,246	120	14,902	1,865	298,414	2,021	5,856
None	xxx	xxx	xxx	xxx	xxx	xxx	xxx	xxx	xxx	xxx	xxx	xxx	xxx	xxx	xxx	117	183
1 cow	711	1,325	711	1,855	246,510	586,223	14	4	250	------	----------	12	417	656	69,871	656	899
2 cows	648		1,296		368,264		28	9	2,829	2	55	21	1,376	616	92,356	630	1,604
3 cows	291		873		208,673		31	8	940	4	425	23	2,143	276	53,633	283	1,002
4 cows	171	527	684	2,169	158,322	515,593	34	4	586	10	1,672	29	3,076	160	37,272	168	860
5 to 9 cows	150		885		192,743		43	11	5,042	14	3,318	28	4,573	140	37,805	148	962
10 to 14 cows	11	29	122	346	30,013	90,630	8	2	2,600	6	2,616	3	832	11	4,067	11	155
15 to 19 cows	4		66		8,850		2	------	----------	1	160	1	405	3	980	4	56
20 cows and over	4	1	133	20	51,000	8,000	4	2	27,900	1	5,000	3	2,080	3	2,430	4	135
Baxter																	
Total	1,246	1,160	3,926	3,831	1,321,963	1,683,147	538	86	48,642	421	150,303	67	8,405	1,125	152,267	1,199	4,242
None	xxx	xxx	xxx	xxx	xxx	xxx	xxx	xxx	xxx	xxx	xxx	xxx	xxx	xxx	xxx	33	57
1 cow	358	597	358	886	156,539	376,055	51	15	1,894	25	2,328	17	997	322	30,636	325	461
2 cows	307		614		218,898		86	14	3,179	64	9,507	21	1,490	281	37,682	286	717
3 cows	170		510		165,414		74	10	1,751	58	10,961	8	1,275	159	24,557	162	565
4 cows	134	519	536	2,413	175,366	1,064,432	90	14	4,273	72	20,640	8	1,087	118	19,794	130	573
5 to 9 cows	244		1,515		481,521		204	26	16,290	175	85,433	10	2,056	220	34,644	232	1,509
10 to 14 cows	30	44	336	552	102,450	242,660	30	4	3,070	26	21,234	2	1,300	24	4,654	28	308
15 cows and over	3		57		21,775		3	3	18,185	1	200	1	200	1	300	3	52

TABLE 19.—COWS MILKED AND MILK PRODUCED, 1939 AND 1929; DAIRY PRODUCTS SOLD AND BUTTER CHURNED, 1939; AND COWS KEPT FOR MILK APR. 1, 1940: BY NUMBER OF COWS MILKED, BY COUNTIES—Continued

(For explanation and definitions, see text)

STATE OR COUNTY AND NUMBER OF COWS MILKED	COWS MILKED				MILK PRODUCED (GALLONS)		DAIRY PRODUCTS SOLD, 1939							BUTTER CHURNED ON FARMS, 1939		COWS KEPT MAINLY FOR MILK PRODUCTION, APR. 1, 1940	
	Farms reporting		Number					Whole milk sold		Cream sold		Butter sold					
	1939	1929	1939	1929	1939	1929	Farms reporting	Farms reporting	Gallons	Farms reporting	Pounds of butterfat	Farms reporting	Pounds	Farms reporting	Pounds	Farms reporting	Number
ARKANSAS—Contd.																	
Benton																	
Total	4,538	4,333	15,345	13,895	6,954,956	6,255,594	3,149	1,597	2,848,080	1,563	547,042	195	32,391	3,352	347,578	4,600	16,792
None	xxx	xxx	xxx	xxx	xxx	xxx	xxx	xxx	xxx	xxx	xxx	xxx	xxx	xxx	xxx	206	536
1 cow	1,234	2,416	1,234	3,521	663,195	1,671,460	318	78	21,827	222	26,460	41	3,309	977	93,092	1,163	1,638
2 cows	1,017		2,034		925,693		697	263	167,818	414	86,269	60	7,404	756	79,060	979	2,195
3 cows	683		2,049		935,738		607	300	311,401	312	94,295	29	4,207	507	51,255	670	2,159
4 cows	548	1,760	2,192	8,063	941,489	3,522,456	512	279	360,282	244	93,555	23	2,613	388	38,239	539	2,311
5 to 9 cows	886		5,460		2,394,376		845	538	1,164,793	329	190,676	41	14,843	615	74,953	873	5,545
10 to 14 cows	120	126	1,319	1,502	571,257	684,840	120	95	394,627	30	36,087	1	15	84	8,299	120	1,311
15 to 19 cows	31		502		216,933		31	26	148,663	10	16,160	—	—	17	1,654	31	538
20 to 29 cows	9	24	218	528	121,300	270,675	9	9	117,750	—	—	—	—	5	662	9	211
30 to 49 cows	10	6	337	211	184,975	79,013	10	9	160,919	2	3,540	—	—	3	364	10	348
50 to 74 cows	—	1	—	50	—	27,150	—	—	—	—	—	—	—	—	—	—	—
Boone																	
Total	1,866	1,696	6,786	6,593	2,812,235	2,702,211	1,174	309	506,468	851	370,149	93	14,312	1,593	184,716	1,895	7,558
None	xxx	xxx	xxx	xxx	xxx	xxx	xxx	xxx	xxx	xxx	xxx	xxx	xxx	xxx	xxx	68	189
1 cow	474	753	474	1,131	218,414	504,499	94	19	4,421	62	5,215	21	2,038	395	35,797	457	650
2 cows	416		832		338,686		208	40	17,494	157	24,601	25	3,450	362	44,685	403	1,002
3 cows	246		738		331,841		194	51	48,959	141	42,464	11	1,179	218	25,202	240	837
4 cows	212	833	848	4,015	356,291	1,594,429	184	43	40,524	143	53,967	15	1,467	177	21,257	212	917
5 to 9 cows	425		2,686		1,049,695		401	116	204,194	287	173,529	17	3,248	362	44,532	423	2,730
10 to 14 cows	78	99	897	1,191	363,088	501,317	78	30	92,356	54	58,629	3	130	66	9,039	77	870
15 to 19 cows	9		143		53,620		9	4	22,935	4	5,600	1	2,800	8	3,837	9	132
20 cows and over	6	11	188	256	100,600	101,966	6	6	75,585	3	6,144	—	—	5	387	6	231
Bradley																	
Total	1,242	1,428	3,115	3,191	809,914	1,121,245	204	65	51,283	48	16,362	131	16,645	1,134	213,663	1,265	3,936
None	xxx	xxx	xxx	xxx	xxx	xxx	xxx	xxx	xxx	xxx	xxx	xxx	xxx	xxx	xxx	35	79
1 cow	372	1,029	372	1,534	123,330	578,658	13	5	733	—	—	12	744	339	38,568	364	556
2 cows	435		870		234,149		50	6	811	4	800	47	4,255	404	72,168	435	1,179
3 cows	196		588		143,546		39	9	1,835	5	650	27	2,785	180	41,087	192	735
4 cows	118	385	472	1,474	112,423	466,598	32	10	3,124	9	3,194	17	1,915	104	27,948	118	546
5 to 9 cows	108		648		144,921		57	27	21,562	25	8,153	23	4,005	95	28,939	108	653
10 to 14 cows	9	14	94	183	29,860	75,989	9	4	5,018	4	3,365	4	2,816	8	4,323	9	113
15 cows and over	4		71		21,685		4	4	18,200	1	200	1	125	4	630	4	75
Calhoun																	
Total	944	1,139	2,151	2,464	535,530	701,398	149	12	1,873	12	3,903	140	12,010	915	174,476	929	2,683
None	xxx	xxx	xxx	xxx	xxx	xxx	xxx	xxx	xxx	xxx	xxx	xxx	xxx	xxx	xxx	38	64
1 cow	341	810	341	1,204	109,754	370,658	15	1	25	—	—	15	560	328	36,936	307	462
2 cows	294		588		160,800		40	3	366	2	150	38	2,296	285	54,747	280	753
3 cows	161		483		116,420		38	4	250	2	110	36	2,956	159	38,717	158	548
4 cows	80	327	320	1,237	68,721	324,730	21	—	—	3	578	19	2,538	77	24,222	79	395
5 to 9 cows	65		381		67,067		32	4	1,252	3	570	31	3,600	64	19,339	64	427
10 to 14 cows	3	2	38	23	12,768	6,010	3	—	—	2	2,495	1	60	2	515	3	34
15 to 19 cows	—		—		—		—	—	—	—	—	—	—	—	—	—	—
Carroll																	
Total	2,076	2,146	8,219	7,587	3,051,080	3,276,912	1,398	249	390,940	1,156	485,250	50	10,218	1,937	205,211	2,100	8,959
None	xxx	xxx	xxx	xxx	xxx	xxx	xxx	xxx	xxx	xxx	xxx	xxx	xxx	xxx	xxx	84	286
1 cow	404	1,002	404	1,493	183,443	670,437	77	12	4,062	59	5,064	11	718	361	31,313	384	583
2 cows	454		908		335,470		229	33	12,638	195	29,274	12	706	425	42,687	438	1,090
3 cows	264		792		283,355		186	29	17,677	157	37,157	9	1,900	245	28,394	259	909
4 cows	254	1,058	1,016	5,024	356,704	2,145,165	222	26	18,834	196	63,521	4	448	245	25,349	249	1,085
5 to 9 cows	586		3,675		1,378,241		570	107	188,087	472	271,601	9	2,196	551	61,313	573	3,671
10 to 14 cows	93	79	1,003	897	333,787	371,231	93	31	83,109	63	57,520	4	1,250	89	10,346	93	991
15 to 19 cows	13		215		78,015		13	5	19,955	8	11,336	—	—	13	1,774	12	186
20 cows and over	8	7	206	173	102,065	90,079	8	6	46,578	6	9,777	1	3,000	8	4,035	8	158
Chicot																	
Total	1,972	1,149	3,153	1,825	1,189,354	530,611	146	50	60,691	23	9,927	118	14,332	1,853	253,339	2,025	3,778
None	xxx	xxx	xxx	xxx	xxx	xxx	xxx	xxx	xxx	xxx	xxx	xxx	xxx	xxx	xxx	182	254
1 cow	1,289	1,030	1,289	1,248	474,151	336,955	45	14	365	2	124	40	1,820	1,196	112,063	1,185	1,444
2 cows	482		964		338,013		41	10	612	3	108	38	1,721	462	81,568	466	1,081
3 cows	116		348		126,473		19	4	249	3	745	15	1,884	111	28,585	109	377
4 cows	37	115	148	469	54,282	126,723	11	4	1,208	3	660	8	1,396	36	12,848	36	176
5 to 9 cows	38		216		91,585		22	12	7,650	9	5,170	11	2,862	38	11,678	38	232
10 to 14 cows	4	—	42	—	22,170	—	2	—	—	2	2,390	1	197	4	1,247	4	67
15 to 19 cows	1		17		14,000		1	1	11,000	—	—	1	800	1	1,000	1	15
20 cows and over	5	4	129	108	68,700	66,935	5	5	39,607	1	730	4	3,652	5	4,350	4	132
Clark																	
Total	2,068	2,139	6,052	5,293	1,938,496	1,946,932	665	75	103,617	456	172,905	207	36,100	1,823	303,277	2,102	7,846
None	xxx	xxx	xxx	xxx	xxx	xxx	xxx	xxx	xxx	xxx	xxx	xxx	xxx	xxx	xxx	103	257
1 cow	686	1,462	686	2,058	246,325	806,165	39	8	752	15	981	20	1,125	585	58,924	645	1,051
2 cows	560		1,120		355,154		95	8	2,193	46	5,593	51	4,089	499	78,723	541	1,513
3 cows	280		840		254,136		115	13	4,836	72	11,952	42	4,971	255	49,756	276	1,024
4 cows	187	658	748	2,718	215,951	940,474	112	10	7,364	77	21,487	35	5,080	169	37,523	185	871
5 to 9 cows	308		1,896		555,758		257	25	17,990	210	92,639	48	10,556	273	59,219	305	2,236
10 to 14 cows	30	35	326	408	108,030	153,833	30	6	11,080	23	18,223	5	2,147	26	7,127	30	458
15 to 19 cows	8		129		55,430		8	1	5,000	7	8,700	1	1,800	8	3,557	8	176
20 to 29 cows	2	3	47	69	20,650	28,210	2	—	—	2	5,060	—	—	2	620	2	60
30 to 49 cows	7	1	240	40	127,062	18,250	7	4	54,402	4	8,270	5	6,332	6	7,828	7	200

TABLE 19.—COWS MILKED AND MILK PRODUCED, 1939 AND 1929; DAIRY PRODUCTS SOLD AND BUTTER CHURNED, 1939; AND COWS KEPT FOR MILK APR. 1, 1940; BY NUMBER OF COWS MILKED, BY COUNTIES—Continued

(For explanation and definitions, see text)

STATE OR COUNTY AND NUMBER OF COWS MILKED	COWS MILKED				MILK PRODUCED (GALLONS)		DAIRY PRODUCTS SOLD, 1939							BUTTER CHURNED ON FARMS, 1939		COWS KEPT MAINLY FOR MILK PRODUCTION, APR. 1, 1940	
	Farms reporting		Number					Whole milk sold		Cream sold		Butter sold					
	1939	1929	1939	1929	1939	1929	Farms reporting	Farms reporting	Gallons	Farms reporting	Pounds of butterfat	Farms reporting	Pounds	Farms reporting	Pounds	Farms reporting	Number
ARKANSAS—Contd.																	
Clay																	
Total	2,930	2,599	6,382	5,401	2,605,901	2,386,157	1,210	65	62,227	1,045	275,219	189	19,237	2,719	323,453	2,914	7,719
None	xxx	xxx	xxx	xxx	xxx	xxx	xxx	xxx	xxx	xxx	xxx	xxx	xxx	xxx	xxx	56	132
1 cow	1,274	1,960	1,274	2,655	616,431	1,258,608	219	13	1,387	148	15,352	66	4,179	1,186	117,294	1,228	1,718
2 cows	906		1,812		740,463		405	19	3,446	348	54,035	69	4,597	839	107,899	692	2,197
3 cows	355		1,065		413,216		250	13	3,073	234	52,823	25	3,661	337	45,764	351	1,200
4 cows	184	623	736	2,525	269,315	1,035,774	144	1	25	138	44,755	10	707	162	21,251	181	860
5 to 9 cows	177		1,061		384,341		158	9	10,311	148	76,718	13	4,107	186	25,295	174	1,168
10 to 14 cows	26	14	285	174	117,125	66,755	26	5	12,725	24	24,681	4	226	23	3,425	24	300
15 to 19 cows	5		85		42,330		5	4	24,760	3	2,755	2	1,760	3	2,260	5	82
20 to 29 cows	3	2	64	47	22,680	25,020	3	1	6,500	2	4,100	-----	-------	3	265	3	62
Cleburne																	
Total	1,988	1,452	4,980	2,867	2,042,731	1,097,689	906	72	47,822	742	188,839	175	20,423	1,855	296,418	1,954	5,481
None	xxx	xxx	xxx	xxx	xxx	xxx	xxx	xxx	xxx	xxx	xxx	xxx	xxx	xxx	xxx	41	75
1 cow	689	1,150	689	1,629	332,663	686,784	148	20	2,588	100	8,670	50	3,783	639	80,346	637	885
2 cows	592		1,184		491,922		260	19	5,663	202	31,214	58	7,064	563	91,006	579	1,386
3 cows	284		852		338,961		167	10	2,770	145	30,523	23	2,347	264	45,220	280	946
4 cows	185	296	740	1,151	296,019	380,615	128	8	5,526	115	34,353	17	970	174	34,853	183	770
5 to 9 cows	226		1,357		516,586		191	14	14,850	169	76,698	26	6,174	206	43,096	222	1,267
10 cows and over	12	6	158	87	66,580	30,290	12	1	16,425	11	7,381	1	85	9	1,897	12	152
Cleveland																	
Total	1,469	1,597	3,704	3,559	1,117,189	1,079,207	296	33	16,305	90	31,264	202	26,985	1,421	261,992	1,425	4,349
None	xxx	xxx	xxx	xxx	xxx	xxx	xxx	xxx	xxx	xxx	xxx	xxx	xxx	xxx	xxx	28	40
1 cow	472	1,146	472	1,687	164,563	547,972	14	2	130	-----	-------	13	813	456	46,487	432	627
2 cows	461		922		286,088		67	6	715	8	1,105	59	4,194	453	78,349	437	1,068
3 cows	234		702		207,656		60	7	670	9	2,700	50	6,253	227	50,998	231	787
4 cows	143	437	572	1,718	165,029	471,250	57	5	3,028	18	5,324	38	6,043	139	40,225	142	636
5 to 9 cows	146		895		244,533		87	10	6,410	47	18,138	39	7,437	132	42,859	142	1,052
10 to 14 cows	13	14	141	154	49,320	59,985	11	3	5,350	8	3,997	3	2,245	14	5,074	13	139
15 to 19 cows	-----		-----		----------		-----	-----	----------	-----	----------	-----	-------	-----	-------	-----	-----
Columbia																	
Total	2,829	2,841	5,213	4,407	1,826,469	1,680,045	441	147	89,777	81	23,518	321	42,978	2,663	521,045	2,890	6,962
None	xxx	xxx	xxx	xxx	xxx	xxx	xxx	xxx	xxx	xxx	xxx	xxx	xxx	xxx	xxx	130	217
1 cow	1,368	2,579	1,368	3,395	539,312	1,308,839	84	34	4,200	6	675	67	4,831	1,292	173,687	1,313	2,010
2 cows	984		1,968		674,987		168	56	8,404	25	4,462	129	11,519	932	209,192	972	2,583
3 cows	284		852		265,244		84	20	5,133	14	2,675	65	8,207	267	73,345	282	1,035
4 cows	109	256	436	905	123,931	304,066	52	19	8,195	14	4,308	31	5,983	103	31,745	109	469
5 to 9 cows	78		451		157,420		47	16	18,920	19	9,000	27	10,638	66	31,001	78	504
10 to 14 cows	3	6	30	107	10,650	67,140	3	-----	----------	2	1,200	1	1,000	1	1,200	3	36
15 cows and over	3		108		54,925		3	2	44,925	1	1,200	1	800	2	875	3	108
Conway																	
Total	2,204	2,332	5,512	5,833	2,339,061	1,705,947	870	52	113,090	705	197,280	178	37,253	2,067	375,727	2,176	6,711
None	xxx	xxx	xxx	xxx	xxx	xxx	xxx	xxx	xxx	xxx	xxx	xxx	xxx	xxx	xxx	26	50
1 cow	917	2,075	917	2,659	461,304	1,224,211	112	5	1,340	72	5,340	41	3,079	873	131,880	877	1,350
2 cows	577		1,154		485,096		207	7	1,508	161	19,959	53	5,772	541	105,868	571	1,407
3 cows	267		801		315,337		162	8	4,363	139	22,584	19	3,279	246	47,590	263	999
4 cows	173	242	692	976	264,754	387,437	140	5	4,740	119	31,208	23	6,002	157	31,494	172	774
5 to 9 cows	235		1,434		563,130		214	17	22,859	189	87,314	36	13,239	217	47,744	232	1,494
10 to 14 cows	23	14	251	168	89,980	73,725	23	4	9,180	19	15,375	3	2,030	23	5,834	23	308
15 to 19 cows	5		79		40,475		5	1	7,500	4	7,800	-----	-------	4	486	5	77
20 cows and over	7	1	184	30	100,985	20,574	7	5	61,600	2	7,700	3	3,852	6	4,831	7	252
Craighead																	
Total	3,743	3,222	6,526	5,793	3,140,273	2,698,772	1,127	186	295,416	484	96,138	610	80,586	3,522	651,513	3,750	7,724
None	xxx	xxx	xxx	xxx	xxx	xxx	xxx	xxx	xxx	xxx	xxx	xxx	xxx	xxx	xxx	124	165
1 cow	2,209	2,724	2,209	3,438	1,237,458	1,737,237	361	33	4,457	127	11,663	233	15,719	2,090	317,967	2,116	2,632
2 cows	1,039		2,078		956,240		420	50	21,426	196	31,369	230	27,145	986	211,136	1,023	2,350
3 cows	259		777		314,632		153	25	13,613	89	21,000	67	10,877	241	57,636	255	913
4 cows	114	472	456	1,881	196,893	730,129	85	23	23,680	40	13,066	39	10,102	103	30,640	114	502
5 to 9 cows	100		627		246,935		86	36	71,718	30	17,855	36	14,515	85	29,374	97	630
10 to 14 cows	9	17	104	215	38,850	96,356	9	7	27,150	1	1,040	1	800	9	2,160	9	97
15 to 19 cows	6		92		42,855		6	5	39,752	1	125	-----	-------	3	306	5	89
20 cows and over	7	9	183	259	106,430	135,050	7	7	95,620	-----	----------	4	1,428	5	2,294	7	346
Crawford																	
Total	1,834	1,887	5,430	4,787	2,261,644	2,118,471	853	57	163,649	757	296,451	109	29,209	1,448	195,925	1,802	6,311
None	xxx	xxx	xxx	xxx	xxx	xxx	xxx	xxx	xxx	xxx	xxx	xxx	xxx	xxx	xxx	59	140
1 cow	648	1,348	648	1,846	324,226	886,889	115	10	933	88	8,376	24	1,351	496	50,164	591	922
2 cows	477		954		389,706		194	11	1,228	165	28,761	37	4,607	387	49,486	462	1,135
3 cows	236		708		270,992		148	8	1,872	136	33,222	16	2,029	201	27,969	223	769
4 cows	164	495	656	2,208	245,506	891,769	108	3	1,134	103	33,501	8	2,325	133	21,486	162	718
5 to 9 cows	245		1,517		570,750		224	9	6,702	213	126,013	18	7,597	183	30,482	242	1,630
10 to 14 cows	46	37	515	452	200,089	186,613	46	6	30,780	41	37,833	5	5,200	38	9,133	46	555
15 to 19 cows	9		143		85,175		9	3	18,875	7	13,015	1	600	6	1,505	9	152
20 to 29 cows	5	5	115	113	67,200	54,650	5	4	38,125	2	6,030	1	1,500	3	1,700	5	148
30 cows and over	4	2	174	168	108,000	98,550	4	3	64,000	2	9,700	1	4,000	1	4,000	3	142

TABLE 19.—COWS MILKED AND MILK PRODUCED, 1939 AND 1929; DAIRY PRODUCTS SOLD AND BUTTER CHURNED, 1939; AND COWS KEPT FOR MILK APR. 1, 1940; BY NUMBER OF COWS MILKED, BY COUNTIES—Continued

(For explanation and definitions, see text)

STATE OR COUNTY AND NUMBER OF COWS MILKED	COWS MILKED				MILK PRODUCED (GALLONS)		DAIRY PRODUCTS SOLD, 1939							BUTTER CHURNED ON FARMS, 1939		COWS KEPT MAINLY FOR MILK PRODUCTION, APR. 1, 1940	
	Farms reporting		Number					Whole milk sold		Cream sold		Butter sold					
	1939	1929	1939	1929	1939	1929	Farms reporting	Farms reporting	Gallons	Farms reporting	Pounds of butterfat	Farms reporting	Pounds	Farms reporting	Pounds	Farms reporting	Number
ARKANSAS—Contd.																	
Crittenden																	
Total	2,639	1,689	3,409	2,195	1,646,894	774,731	204	110	64,295	5	1,281	186	21,916	2,543	433,175	2,689	3,772
None	xxx	xxx	xxx	xxx	xxx	xxx	xxx	xxx	xxx	xxx	xxx	xxx	xxx	xxx	xxx	156	181
1 cow	2,135	1,625	2,136	1,935	1,055,252	680,675	104	55	5,042	2	31	95	4,908	2,086	287,866	2,043	2,308
2 cows	421		842		374,317		70	40	7,161	1	400	66	6,952	400	104,812	410	848
3 cows	46		144		59,636		13	5	3,392	———	———	12	2,158	44	16,191	46	149
4 cows	13	59	52	193	27,104	53,431	4	3	2,160	———	———	2	500	13	7,428	13	59
5 to 9 cows	16		95		47,660		7	3	6,940	———	———	6	1,298	14	8,348	15	104
10 to 14 cows	2		21		13,125		2	2	4,600	———	———	2	2,420	2	2,800	2	20
15 to 19 cows	1	5	15	67	7,200	40,625	1	———	———	1	600	———	———	1	200	1	15
20 cows and over	3	———	105	———	62,600	———	3	2	35,000	1	250	3	3,680	3	5,730	3	88
Cross																	
Total	2,248	1,712	3,871	3,016	1,613,436	1,027,788	365	62	77,044	89	44,020	287	43,482	2,112	394,041	2,284	4,504
None	xxx	xxx	xxx	xxx	xxx	xxx	xxx	xxx	xxx	xxx	xxx	xxx	xxx	xxx	xxx	87	188
1 cow	1,435	1,458	1,435	1,877	645,419	689,371	201	14	1,786	5	831	97	8,657	1,349	194,184	1,388	1,628
2 cows	498		996		388,995		100	14	2,873	11	2,305	89	12,067	473	106,410	495	1,103
3 cows	144		432		160,127		50	7	2,970	13	2,778	35	5,077	137	39,039	144	475
4 cows	79	241	316	964	122,675	275,652	40	9	7,982	16	5,973	24	4,592	73	21,970	78	330
5 to 9 cows	74		426		163,700		56	9	8,088	31	16,656	33	8,692	65	24,547	74	470
10 to 14 cows	11	12	125	130	60,460	44,165	11	3	9,150	9	10,172	5	2,674	9	3,732	11	141
15 to 19 cows	2		31		14,600		2	2	5,930	1	1,340	1	294	2	1,405	2	36
20 cows and over	5	1	110	45	57,460	18,600	5	4	38,265	3	3,965	3	1,429	4	2,754	5	133
Dallas																	
Total	1,139	1,165	2,672	2,336	911,493	849,728	391	60	49,508	126	34,084	288	32,590	1,102	219,168	1,122	2,992
None	xxx	xxx	xxx	xxx	xxx	xxx	xxx	xxx	xxx	xxx	xxx	xxx	xxx	xxx	xxx	28	40
1 cow	407	915	407	1,327	170,189	529,432	61	11	882	5	303	55	3,860	392	50,835	386	534
2 cows	375		750		264,791		129	19	4,191	28	3,052	106	10,399	367	76,243	361	841
3 cows	175		525		160,038		73	10	5,025	23	4,345	56	6,584	169	42,252	169	548
4 cows	92	246	368	930	101,538	284,196	55	7	5,450	28	6,926	31	3,351	88	20,970	90	384
5 to 9 cows	78		462		143,623		61	9	9,210	32	12,015	31	5,237	75	22,893	76	442
10 cows and over	12	4	160	79	71,314	36,100	12	4	24,750	10	7,463	9	3,159	11	5,975	12	203
Desha																	
Total	1,882	1,096	3,090	1,810	895,910	524,662	139	78	40,017	21	4,008	109	10,469	1,685	210,211	1,930	3,498
None	xxx	xxx	xxx	xxx	xxx	xxx	xxx	xxx	xxx	xxx	xxx	xxx	xxx	xxx	xxx	129	161
1 cow	1,113	958	1,113	1,209	346,056	343,156	40	26	2,980	1	6	28	1,321	983	85,299	1,057	1,252
2 cows	560		1,120		319,456		57	30	8,019	8	449	53	4,972	511	83,721	541	1,177
3 cows	116		348		92,778		12	8	1,329	2	115	11	1,484	98	21,208	114	373
4 cows	45	131	180	498	42,478	139,556	11	1	40	4	1,170	7	492	39	9,768	43	188
5 to 9 cows	45		279		78,802		16	8	14,649	6	2,268	10	2,200	33	9,915	43	297
10 cows and over	3	7	50	103	16,340	41,970	3	3	13,000	———	———	———	———	1	300	3	50
Drew																	
Total	1,942	2,082	4,535	5,078	1,343,578	1,504,958	173	30	57,254	62	20,073	112	25,296	1,897	267,944	1,969	5,600
None	xxx	xxx	xxx	xxx	xxx	xxx	xxx	xxx	xxx	xxx	xxx	xxx	xxx	xxx	xxx	72	141
1 cow	748	1,408	748	2,053	276,956	618,073	10	———	———	———	———	10	689	750	57,706	712	1,005
2 cows	634		1,268		389,728		32	5	100	5	649	29	2,925	625	86,907	628	1,556
3 cows	242		726		195,537		15	3	1,533	3	350	11	857	239	40,305	239	884
4 cows	159	651	636	2,680	168,590	758,985	36	7	3,227	10	2,145	25	4,706	152	34,657	159	757
5 to 9 cows	135		823		198,910		57	12	8,969	28	9,633	25	7,680	128	35,466	135	887
10 to 14 cows	17	18	186	206	58,175	58,983	16	2	12,800	12	4,916	6	3,924	16	7,343	17	199
15 to 19 cows	2		30		9,475		2	———	———	1	850	1	2,100	2	2,350	2	53
20 cows and over	5	5	118	139	46,225	68,907	5	3	30,625	3	1,530	5	2,415	5	3,210	5	118
Faulkner																	
Total	3,002	3,516	7,433	6,843	3,217,944	3,206,722	1,692	273	403,886	1,316	336,339	238	32,837	2,710	427,656	3,003	8,297
None	xxx	xxx	xxx	xxx	xxx	xxx	xxx	xxx	xxx	xxx	xxx	xxx	xxx	xxx	xxx	63	92
1 cow	1,086	2,879	1,086	3,957	521,538	1,872,026	307	23	4,056	228	22,770	74	4,554	977	121,240	1,045	1,459
2 cows	955		1,910		802,401		564	71	23,230	452	66,587	80	7,989	891	138,066	943	2,230
3 cows	437		1,311		545,677		351	54	24,089	292	68,542	35	5,237	396	72,756	433	1,372
4 cows	224	608	896	2,484	351,347	1,131,053	188	39	25,139	149	50,663	20	3,336	191	33,503	221	923
5 to 9 cows	258		1,545		655,921		240	59	96,067	176	103,600	24	10,021	229	53,570	256	1,520
10 to 14 cows	34	25	388	282	159,210	128,193	34	20	78,545	16	20,852	2	400	19	3,452	34	382
15 to 19 cows	———		———		———		———	———	———	———	———	———	———	———	———	———	———
20 to 29 cows	3	5	61	75	27,250	35,350	3	2	15,250	1	400	———	———	3	3,204	3	85
30 cows and over	5	1	238	65	154,600	40,100	5	5	137,510	2	2,925	3	1,300	4	1,965	5	234
Franklin																	
Total	1,858	1,946	6,710	5,218	2,398,940	2,174,705	1,121	39	26,692	1,001	386,205	150	22,725	1,571	195,249	1,861	8,218
None	xxx	xxx	xxx	xxx	xxx	xxx	xxx	xxx	xxx	xxx	xxx	xxx	xxx	xxx	xxx	57	168
1 cow	424	1,207	424	1,746	178,602	774,651	85	7	1,285	53	4,531	35	2,174	355	31,916	396	661
2 cows	411		822		287,031		180	7	611	152	24,388	33	2,188	359	41,225	399	1,033
3 cows	286		798		285,179		180	4	1,092	165	38,602	21	2,257	251	27,552	264	1,019
4 cows	250	708	920	3,038	320,544	1,225,809	189	3	1,472	170	49,396	24	4,410	197	28,335	226	1,133
5 to 9 cows	446		2,771		964,216		408	14	14,847	385	188,340	32	6,714	364	52,333	441	3,180
10 to 14 cows	67	32	741	380	259,718	156,015	67	4	7,385	64	54,579	5	5,002	57	12,518	66	810
15 to 19 cows	7		108		48,350		7	———	———	7	13,127	———	———	6	1,190	7	95
20 cows and over	5	1	126	54	57,300	18,250	5	———	———	5	13,242	———	———	2	200	5	119

TABLE 19.—COWS MILKED AND MILK PRODUCED, 1939 AND 1929; DAIRY PRODUCTS SOLD AND BUTTER CHURNED, 1939; AND COWS KEPT FOR MILK APR. 1, 1940; BY NUMBER OF COWS MILKED, BY COUNTIES—Continued

(For explanation and definitions, see text)

STATE OR COUNTY AND NUMBER OF COWS MILKED	COWS MILKED				MILK PRODUCED (GALLONS)		DAIRY PRODUCTS SOLD, 1939							BUTTER CHURNED ON FARMS, 1939		COWS KEPT MAINLY FOR MILK PRODUCTION, APR. 1, 1940	
	Farms reporting		Number					Whole milk sold		Cream sold		Butter sold					
	1939	1929	1939	1929	1939	1929	Farms reporting	Farms reporting	Gallons	Farms reporting	Pounds of butterfat	Farms reporting	Pounds	Farms reporting	Pounds	Farms reporting	Number
ARKANSAS—Contd.																	
Fulton																	
Total	1,785	1,640	5,599	5,318	2,110,818	1,967,486	1,053	121	96,808	950	295,242	72	7,628	1,620	217,667	1,765	6,085
None	xxx	xxx	xxx	xxx	xxx	xxx	xxx	xxx	xxx	xxx	xxx	xxx	xxx	xxx	xxx	45	110
1 cow	466	828	466	1,257	255,954	479,821	105	19	3,520	81	8,430	21	1,452	419	47,069	438	555
2 cows	419		838		340,143		212	18	3,854	193	32,368	19	1,254	374	51,260	402	909
3 cows	285		855		312,240		195	12	3,430	183	48,701	11	1,310	260	33,102	277	946
4 cows	223	768	892	3,493	298,410	1,285,685	175	17	5,840	161	49,112	6	876	208	31,591	219	927
5 to 9 cows	359		2,172		740,370		333	46	49,338	308	132,173	11	906	327	48,652	351	2,250
10 to 14 cows	33	41	376	494	163,701	185,630	33	9	30,826	24	24,458	4	1,850	32	5,985	33	408
15 to 19 cows	———		———		———		———	———	———	———	———	———	———	———	———	———	———
20 to 29 cows	———	2	———	44	———	9,400	———	———	———	———	———	———	———	———	———	———	———
30 to 49 cows	———	1	———	30	———	10,950	———	———	———	———	———	———	———	———	———	———	———
Garland																	
Total	1,314	1,132	5,029	4,047	2,095,626	1,713,734	528	170	857,571	181	62,717	303	65,129	1,190	240,949	1,297	6,106
None	xxx	xxx	xxx	xxx	xxx	xxx	xxx	xxx	xxx	xxx	xxx	xxx	xxx	xxx	xxx	29	77
1 cow	388	744	388	1,081	173,076	424,524	74	34	5,021	5	245	63	6,675	350	42,565	360	572
2 cows	362		724		268,846		102	29	7,846	17	2,328	82	9,971	340	59,953	350	922
3 cows	176		528		186,818		71	10	4,400	29	4,888	43	5,885	167	35,040	173	713
4 cows	138	327	552	1,311	184,605	478,965	74	12	3,580	39	14,025	34	7,255	130	30,915	137	741
5 to 9 cows	177		1,071		364,201		134	28	32,514	77	30,154	60	19,623	165	51,437	176	1,286
10 to 14 cows	24	29	274	349	113,675	143,085	24	10	51,460	8	5,860	11	8,385	20	10,036	24	336
15 to 19 cows	14		228		118,200		14	14	98,310	2	1,116	2	1,975	7	3,075	14	267
20 to 29 cows	15	15	344	365	177,250	167,925	15	13	151,260	3	4,100	3	1,265	8	2,466	14	292
30 to 49 cows	15	11	535	423	291,620	247,735	15	15	270,070	———	———	4	3,995	6	5,214	15	546
50 cows and over	5	6	385	518	217,355	251,500	5	5	213,110	1	1	1	100	1	250	5	354
Grant																	
Total	1,005	1,052	2,281	2,104	690,535	626,776	252	31	16,552	61	13,571	206	20,641	961	191,939	1,010	2,713
None	xxx	xxx	xxx	xxx	xxx	xxx	xxx	xxx	xxx	xxx	xxx	xxx	xxx	xxx	xxx	43	102
1 cow	361	840	361	1,190	153,800	370,180	49	9	742	6	592	42	2,913	341	48,268	337	466
2 cows	331		662		207,222		63	6	498	3	274	61	5,271	319	64,973	322	792
3 cows	165		495		137,883		62	9	818	18	2,360	53	5,263	162	39,812	163	533
4 cows	75	204	292	824	65,608	220,371	31	1	12	8	904	26	3,523	69	19,846	72	325
5 to 9 cows	71		428		110,847		43	4	6,182	24	8,106	23	3,271	67	17,710	69	441
10 to 14 cows	4	8	43	90	15,175	36,225	4	2	6,300	2	1,335	1	400	3	1,330	4	54
15 to 19 cows	———		———		———		———	———	———	———	———	———	———	———	———	———	———
Greene																	
Total	3,228	2,653	7,098	5,353	2,865,219	2,213,393	1,370	93	198,248	1,151	284,425	262	36,958	2,986	393,558	3,198	8,234
None	xxx	xxx	xxx	xxx	xxx	xxx	xxx	xxx	xxx	xxx	xxx	xxx	xxx	xxx	xxx	109	147
1 cow	1,459	2,059	1,459	2,745	672,748	1,151,609	309	15	2,609	219	17,362	102	6,839	1,330	142,605	1,358	1,905
2 cows	957		1,914		745,973		454	16	3,836	402	62,555	81	7,847	909	122,077	927	2,170
3 cows	358		1,074		402,164		227	6	2,840	208	50,507	29	5,327	334	51,040	352	1,223
4 cows	202	576	808	2,349	310,520	924,275	159	7	4,605	145	47,749	21	6,115	187	35,250	202	913
5 to 9 cows	211		1,273		473,053		180	21	36,382	156	86,990	23	7,305	194	34,471	209	1,337
10 to 14 cows	29	16	316	194	131,666	101,834	29	16	60,396	16	12,367	5	2,525	24	5,838	29	302
15 to 19 cows	6		101		47,750		6	6	43,520	1	400	———	———	4	437	6	99
20 cows and over	6	2	153	65	81,345	35,675	6	6	44,060	4	6,495	1	1,000	4	1,840	6	138
Hempstead																	
Total	3,117	2,880	7,115	5,630	2,451,069	2,142,732	746	299	342,782	332	111,092	190	30,212	2,893	453,506	3,124	8,256
None	xxx	xxx	xxx	xxx	xxx	xxx	xxx	xxx	xxx	xxx	xxx	xxx	xxx	xxx	xxx	97	192
1 cow	1,335	2,341	1,335	3,178	504,998	1,238,020	73	19	1,123	20	1,735	43	3,490	1,255	137,655	1,281	1,751
2 cows	948		1,896		633,015		186	59	17,869	85	14,595	58	6,599	892	151,849	932	2,151
3 cows	348		1,044		323,952		129	43	17,874	67	11,911	32	3,167	328	66,664	338	1,171
4 cows	214	511	856	2,031	271,958	739,767	134	59	40,562	64	19,702	22	3,333	185	37,825	211	930
5 to 9 cows	231		1,409		468,540		183	89	118,798	83	46,737	28	10,483	204	51,749	224	1,417
10 to 14 cows	30	24	338	307	131,181	125,785	30	19	64,226	10	11,553	6	2,610	22	6,444	30	372
15 to 19 cows	3		49		23,425		3	3	18,550	———	———	———	———	1	150	3	53
20 to 29 cows	8	3	188	62	94,000	19,160	8	8	63,780	3	4,859	1	530	6	1,170	8	219
30 to 49 cows	———	———	———	———	———	———	———	———	———	———	———	———	———	———	———	———	———
50 to 74 cows	———	1	———	52	———	20,000	———	———	———	———	———	———	———	———	———	———	———
Hot Spring																	
Total	1,679	1,538	4,149	3,093	1,344,554	1,088,262	486	53	141,295	233	58,708	255	31,619	1,499	261,651	1,672	4,821
None	xxx	xxx	xxx	xxx	xxx	xxx	xxx	xxx	xxx	xxx	xxx	xxx	xxx	xxx	xxx	45	68
1 cow	652	1,205	652	1,690	247,540	643,234	69	5	872	20	1,713	49	3,333	546	64,185	615	874
2 cows	503		1,006		318,799		127	11	2,065	43	3,415	84	5,820	464	80,638	493	1,159
3 cows	232		698		196,546		96	14	1,469	42	8,232	58	5,682	222	48,325	229	748
4 cows	120	324	480	1,276	133,019	386,159	68	3	3,535	42	7,649	32	4,612	110	26,291	119	533
5 to 9 cows	147		876		254,025		101	8	4,540	77	30,946	27	5,181	137	33,091	146	972
10 to 14 cows	17	7	192	87	66,625	35,869	17	7	22,764	6	2,609	5	6,991	14	10,571	17	199
15 to 19 cows	3		53		23,150		3	1	14,000	2	3,000	———	———	2	150	3	47
20 to 29 cows	2	2	46	40	22,000	23,000	2	1	10,800	1	1,144	———	———	1	200	2	69
30 cows and over	3	———	148	———	82,850	———	3	3	81,250	———	———	———	———	3	200	3	154
Howard																	
Total	1,757	1,609	4,111	3,134	1,356,844	1,119,423	432	84	58,434	240	70,189	169	26,292	1,675	291,472	1,753	4,957
None	xxx	xxx	xxx	xxx	xxx	xxx	xxx	xxx	xxx	xxx	xxx	xxx	xxx	xxx	xxx	30	36
1 cow	681	1,294	681	1,773	257,759	662,353	57	13	2,071	21	1,501	34	3,183	648	75,801	660	874
2 cows	551		1,102		371,290		137	23	4,716	62	7,640	65	7,891	529	94,827	542	1,374
3 cows	247		741		227,423		79	11	4,712	43	7,892	37	5,036	241	50,993	244	849
4 cows	112	305	448	1,208	134,655	399,400	43	10	3,120	28	10,187	11	2,275	106	25,262	111	473
5 to 9 cows	146		887		267,227		96	21	27,480	73	30,664	19	3,555	133	34,049	146	1,041
10 cows and over	20	10	252	155	98,490	57,670	20	6	16,335	13	12,305	3	4,352	18	10,540	20	310

TABLE 19.—COWS MILKED AND MILK PRODUCED, 1939 AND 1929; DAIRY PRODUCTS SOLD AND BUTTER CHURNED, 1939; AND COWS KEPT FOR MILK APR. 1, 1940; BY NUMBER OF COWS MILKED, BY COUNTIES—Continued

(For explanation and definitions, see text)

STATE OR COUNTY AND NUMBER OF COWS MILKED	COWS MILKED				MILK PRODUCED (GALLONS)		DAIRY PRODUCTS SOLD, 1939							BUTTER CHURNED ON FARMS, 1939		COWS KEPT MAINLY FOR MILK PRODUCTION, APR. 1, 1940	
	Farms reporting		Number				Farms reporting	Whole milk sold		Cream sold		Butter sold		Farms reporting	Pounds	Farms reporting	Number
	1939	1929	1939	1929	1939	1929		Farms reporting	Gallons	Farms reporting	Pounds of butterfat	Farms reporting	Pounds				
ARKANSAS—Contd.																	
Independence																	
Total	3,093	2,477	7,156	5,625	2,820,584	2,087,205	1,299	231	164,931	904	227,951	382	42,099	2,923	460,925	3,033	7,658
None	xxx	xxx	xxx	xxx	xxx	xxx	xxx	xxx	xxx	xxx	xxx	xxx	xxx	xxx	xxx	61	94
1 cow	1,381	1,823	1,381	2,577	677,576	1,071,016	278	84	11,769	98	5,847	159	10,694	1,307	167,392	1,293	1,639
2 cows	808		1,616		613,852		335	42	13,724	238	26,638	105	8,247	769	131,274	768	1,709
3 cows	379		1,137		394,673		234	27	11,150	180	32,634	59	6,025	358	65,056	373	1,192
4 cows	214	619	856	2,508	283,696	803,693	164	28	13,309	139	32,190	26	4,173	202	36,151	211	848
5 to 9 cows	277		1,703		333,687		255	40	34,679	222	100,724	30	12,544	255	54,943	274	1,733
10 to 14 cows	25	29	281	348	105,660	122,171	25	6	8,900	23	20,496	3	416	23	4,559	25	262
15 to 19 cows	4		60		22,840		3	-----	----------	3	5,806	-----	-------	4	658	3	71
20 to 29 cows	5	3	122	60	88,800	20,775	5	4	71,400	3	5,616	-----	-------	5	892	5	110
30 to 49 cows	-------	2	------	72	----------	25,750	------	-----	----------	-----	---------	-----	-------	-----	-------	-----	-------
50 to 74 cows	-------	1	------	60	----------	43,800	------	-----	----------	-----	---------	-----	-------	-----	-------	-----	-------
Izard																	
Total	2,440	1,966	6,262	4,433	2,597,665	1,497,156	1,223	109	27,602	1,085	283,594	140	11,183	2,339	330,016	2,388	6,858
None	xxx	xxx	xxx	xxx	xxx	xxx	xxx	xxx	xxx	xxx	xxx	xxx	xxx	xxx	xxx	23	43
1 cow	886	1,378	886	1,991	445,981	709,945	212	59	9,499	138	9,991	65	4,311	846	95,054	849	1,126
2 cows	659		1,318		550,232		302	28	6,101	264	34,421	35	2,518	638	93,185	635	1,493
3 cows	321		963		392,186		209	8	2,937	203	37,335	13	922	302	48,704	312	1,104
4 cows	257	578	1,028	2,328	411,804	730,642	209	7	4,205	198	57,308	15	1,544	246	39,684	256	1,086
5 to 9 cows	289		1,742		676,459		263	7	4,860	254	118,588	12	1,888	281	48,605	285	1,708
10 to 14 cows	25	10	280	114	101,703	56,569	25	-----	----------	25	20,876	-----	-------	23	4,376	25	249
15 to 19 cows	3		45		19,300		3	-----	----------	3	5,075	-----	-------	3	428	3	49
Jackson																	
Total	2,393	2,263	4,726	4,056	2,053,518	1,573,158	641	189	129,586	233	65,126	387	42,309	2,216	392,918	2,388	5,408
None	xxx	xxx	xxx	xxx	xxx	xxx	xxx	xxx	xxx	xxx	xxx	xxx	xxx	xxx	xxx	57	117
1 cow	1,311	1,912	1,311	2,533	661,238	1,106,023	184	54	7,906	35	2,277	142	10,211	1,217	164,217	1,266	1,518
2 cows	631		1,262		539,593		194	53	9,752	57	6,731	137	11,947	597	121,807	619	1,427
3 cows	196		588		227,152		85	24	6,600	41	10,019	45	4,011	181	39,157	194	629
4 cows	113	332	452	1,265	175,085	375,870	65	20	11,715	32	8,044	29	3,284	99	27,432	111	515
5 to 9 cows	112		687		256,230		83	28	39,733	51	21,777	24	4,618	96	25,357	111	717
10 to 14 cows	22	16	244	191	98,425	58,555	22	6	13,550	12	10,797	8	6,708	20	11,917	22	254
15 to 19 cows	3		45		11,690		3	1	3,000	1	520	1	1,500	3	2,366	3	45
20 cows and over	5	3	137	67	84,105	32,710	5	3	37,330	4	4,961	1	30	3	665	5	186
Jefferson																	
Total	2,925	2,391	5,377	4,492	2,340,381	1,749,238	376	75	437,253	47	22,238	308	72,920	2,822	411,785	2,941	5,930
None	xxx	xxx	xxx	xxx	xxx	xxx	xxx	xxx	xxx	xxx	xxx	xxx	xxx	xxx	xxx	102	182
1 cow	1,949	2,151	1,949	2,613	855,234	934,045	99	7	1,190	4	418	91	6,804	1,886	189,227	1,884	2,131
2 cows	646		1,292		488,186		109	14	2,228	7	1,060	100	11,847	631	111,053	632	1,399
3 cows	146		438		156,222		43	2	765	4	1,021	40	7,448	143	36,617	145	495
4 cows	68	196	272	840	96,885	312,525	34	5	3,860	7	1,310	26	6,152	66	19,300	66	279
5 to 9 cows	69		419		162,067		47	12	13,543	16	7,579	33	17,799	66	27,975	66	411
10 to 14 cows	17	23	191	294	80,770	111,392	16	10	36,356	3	2,164	9	7,890	11	8,695	16	201
15 to 19 cows	11		178		106,017		10	8	70,720	1	1,280	4	8,020	7	10,050	11	201
20 to 29 cows	9	9	191	197	120,400	91,825	9	8	93,818	2	1,666	3	1,900	6	2,613	9	188
30 to 49 cows	7	8	242	269	137,250	146,430	6	6	113,448	1	2,650	-----	-------	3	780	7	232
50 cows and over	3	4	205	279	137,350	153,021	3	3	101,325	2	3,090	2	5,060	3	5,475	3	211
Johnson																	
Total	2,012	1,987	5,170	4,148	1,814,677	1,767,278	876	53	56,297	711	217,792	181	22,941	1,698	229,745	2,013	6,020
None	xxx	xxx	xxx	xxx	xxx	xxx	xxx	xxx	xxx	xxx	xxx	xxx	xxx	xxx	xxx	52	88
1 cow	785	1,530	785	2,087	315,750	930,464	136	17	2,392	63	5,451	68	5,289	658	73,516	750	1,018
2 cows	535		1,070		365,020		211	5	541	163	25,329	56	5,700	464	65,812	526	1,270
3 cows	269		807		264,262		164	9	2,119	142	29,539	27	2,911	227	36,342	265	906
4 cows	174	457	696	1,790	218,519	705,559	129	4	2,060	125	32,334	9	906	143	19,730	171	731
5 to 9 cows	214		1,501		443,084		199	9	7,245	189	94,480	12	2,361	178	25,103	212	1,444
10 to 14 cows	21	16	228	186	95,412	94,655	21	1	100	21	19,968	3	2,214	17	4,664	21	273
15 to 19 cows	11		178		69,320		11	4	11,190	6	8,286	4	3,310	8	3,934	11	175
20 to 29 cows	5	4	107	85	43,310	36,600	5	4	30,650	2	2,405	2	250	3	644	5	115
Lafayette																	
Total	1,455	1,517	2,676	2,687	908,900	935,148	378	55	44,197	44	13,083	320	37,377	1,303	263,865	1,450	3,356
None	xxx	xxx	xxx	xxx	xxx	xxx	xxx	xxx	xxx	xxx	xxx	xxx	xxx	xxx	xxx	37	103
1 cow	741	1,279	741	1,745	306,090	627,000	100	8	735	1	58	96	7,473	645	107,953	710	955
2 cows	459		918		301,801		132	17	4,903	7	379	117	11,592	426	95,248	452	1,166
3 cows	134		402		114,527		64	12	5,568	8	2,910	49	7,189	123	29,090	132	467
4 cows	62	233	248	873	65,562	282,293	38	6	4,611	9	3,066	28	4,588	55	15,960	60	273
5 to 9 cows	55		309		83,395		40	9	7,330	17	3,934	28	5,822	51	14,408	55	314
10 cows and over	4	5	58	69	37,525	25,855	4	3	21,050	2	2,736	2	713	3	1,206	4	78
Lawrence																	
Total	2,460	2,086	6,045	4,139	2,474,296	1,736,542	900	97	67,708	741	209,430	179	21,640	2,314	342,681	2,393	6,664
None	xxx	xxx	xxx	xxx	xxx	xxx	xxx	xxx	xxx	xxx	xxx	xxx	xxx	xxx	xxx	84	141
1 cow	932	1,599	932	2,156	469,613	989,095	119	26	1,854	62	4,833	56	3,165	865	98,395	839	1,119
2 cows	749		1,498		610,829		237	21	4,092	194	24,351	59	4,280	718	107,401	711	1,614
3 cows	285		855		326,833		147	9	3,827	126	22,901	22	2,910	270	46,947	275	917
4 cows	209	482	836	1,911	325,109	715,372	146	6	3,730	137	39,509	14	2,706	196	36,991	204	917
5 to 9 cows	250		1,467		551,418		216	22	17,135	196	82,752	26	6,567	236	45,792	245	1,505
10 to 14 cows	27	4	291	41	111,925	11,475	27	9	14,600	21	19,964	2	2,012	22	5,906	27	296
15 to 19 cows	4		65		33,800		4	3	15,470	2	4,680	-----	-------	4	624	4	65
20 cows and over	4	1	101	31	44,769	20,600	4	1	7,000	3	10,440	-----	-------	3	625	4	90

TABLE 19.—COWS MILKED AND MILK PRODUCED, 1939 AND 1929; DAIRY PRODUCTS SOLD AND BUTTER CHURNED, 1939; AND COWS KEPT FOR MILK APR. 1, 1940; BY NUMBER OF COWS MILKED, BY COUNTIES—Continued

(For explanation and definitions, see text)

STATE OR COUNTY AND NUMBER OF COWS MILKED	COWS MILKED				MILK PRODUCED (GALLONS)		DAIRY PRODUCTS SOLD, 1939							BUTTER CHURNED ON FARMS, 1939		COWS KEPT MAINLY FOR MILK PRODUCTION, APR. 1, 1940	
	Farms reporting		Number					Whole milk sold		Cream sold		Butter sold					
	1939	1929	1939	1929	1939	1929	Farms reporting	Farms reporting	Gallons	Farms reporting	Pounds of butterfat	Farms reporting	Pounds	Farms reporting	Pounds	Farms reporting	Number
ARKANSAS—Contd.																	
Lee																	
Total	2,355	1,949	3,753	3,014	1,253,419	1,077,398	157	43	17,122	27	12,849	133	14,098	2,244	329,626	2,391	4,323
None	xxx	xxx	xxx	xxx	xxx	xxx	xxx	xxx	xxx	xxx	xxx	xxx	xxx	xxx	xxx	109	124
1 cow	1,465	1,788	1,465	2,258	533,032	825,832	33	11	632	1	50	29	1,373	1,389	151,030	1,405	1,665
2 cows	624		1,248		399,225		51	15	2,330	2	200	47	3,631	601	107,230	613	1,418
3 cows	161		483		141,592		27	9	1,570	5	850	22	2,875	157	39,406	159	500
4 cows	49	150	196	574	64,190	187,606	17	2	1,010	4	714	16	1,980	46	14,396	49	234
5 to 9 cows	52		297		89,750		25	4	3,890	11	5,305	17	4,062	49	17,335	52	311
10 cows and over	4	11	64	182	25,630	64,158	4	2	7,690	4	5,730	2	177	2	229	4	71
Lincoln																	
Total	2,053	1,661	3,948	3,000	1,277,557	917,859	260	65	77,576	77	11,529	193	24,618	1,936	289,088	2,037	4,716
None	xxx	xxx	xxx	xxx	xxx	xxx	xxx	xxx	xxx	xxx	xxx	xxx	xxx	xxx	xxx	76	152
1 cow	1,128	1,358	1,128	1,778	398,403	572,134	52	19	1,506	5	148	44	2,740	1,068	107,310	1,052	1,406
2 cows	531		1,062		358,892		60	8	920	14	1,411	50	3,421	496	81,376	520	1,252
3 cows	176		528		163,719		43	10	2,504	12	1,005	31	2,796	172	39,256	174	598
4 cows	110	299	440	1,155	119,648	320,605	42	10	4,393	15	2,590	30	3,406	101	24,834	108	475
5 to 9 cows	101		596		166,250		56	13	6,103	28	5,830	36	7,155	94	30,009	100	663
10 to 14 cows	4	2	44	24	13,145	5,780	4	3	7,650	2	230	1	100	3	1,001	4	55
15 to 19 cows	-----		-----		-----		-----	-----	-----	-----	-----	-----	-----	-----	-----	-----	-----
20 cows and over	3	2	150	43	77,500	19,340	3	2	54,500	1	315	1	5,000	2	5,300	3	115
Little River																	
Total	1,381	1,079	3,184	2,413	915,207	734,191	202	42	35,864	108	49,027	85	11,624	1,260	173,139	1,392	3,685
None	xxx	xxx	xxx	xxx	xxx	xxx	xxx	xxx	xxx	xxx	xxx	xxx	xxx	xxx	xxx	41	97
1 cow	664	817	664	1,102	218,868	391,907	9	3	175	1	70	8	371	616	57,807	640	725
2 cows	354		708		194,588		33	6	945	9	1,790	21	1,907	332	47,496	350	799
3 cows	139		417		107,140		30	3	615	12	1,486	18	1,368	125	22,209	138	479
4 cows	76	241	312	1,042	76,565	268,814	27	5	1,490	14	4,110	14	1,564	72	14,762	78	334
5 to 9 cows	119		734		197,598		78	16	10,709	52	21,150	21	6,454	96	25,797	118	810
10 to 14 cows	22	19	246	224	84,761	65,220	21	7	13,530	17	15,171	3	260	15	3,353	22	317
15 to 19 cows	1		17		6,550		1	1	3,000	1	300	-----	-----	1	365	1	19
20 to 29 cows	4	2	86	45	29,437	8,250	3	1	5,400	2	4,950	-----	-----	3	1,350	4	105
Logan																	
Total	2,538	2,647	9,602	7,468	4,021,615	3,257,295	1,654	57	199,869	1,542	672,273	154	19,965	2,277	279,984	2,547	11,292
None	xxx	xxx	xxx	xxx	xxx	xxx	xxx	xxx	xxx	xxx	xxx	xxx	xxx	xxx	xxx	49	148
1 cow	524	1,600	524	2,298	229,322	1,058,266	83	5	1,021	55	4,122	30	1,724	468	48,281	505	919
2 cows	532		1,064		427,474		264	10	1,406	232	33,788	36	2,527	482	59,562	521	1,364
3 cows	368		1,104		423,074		261	8	4,400	241	55,809	22	2,854	336	42,623	366	1,349
4 cows	347	1,000	1,388	4,462	549,449	1,870,366	307	9	3,841	297	99,381	23	3,915	309	37,213	344	1,572
5 to 9 cows	685		4,078		1,732,585		657	16	12,936	622	359,997	38	7,365	595	80,405	662	4,365
10 to 14 cows	76	41	832	490	328,550	191,361	76	3	9,955	73	21,546	3	450	66	8,378	76	949
15 to 19 cows	17		271		89,925		17	3	2,304	15	19,825	1	400	15	2,334	16	273
20 to 29 cows	6	4	126	90	65,310	39,750	6	1	10,880	5	13,305	1	730	5	1,088	5	117
30 cows and over	3	2	215	128	178,126	97,552	3	2	153,126	2	4,500	-----	-----	1	100	3	236
Lonoke																	
Total	3,022	2,868	7,464	6,039	3,094,318	2,573,039	904	249	663,179	532	167,805	187	42,298	2,631	379,568	3,063	8,261
None	xxx	xxx	xxx	xxx	xxx	xxx	xxx	xxx	xxx	xxx	xxx	xxx	xxx	xxx	xxx	80	148
1 cow	1,555	2,289	1,555	2,885	731,120	1,348,794	109	13	2,552	52	6,142	50	3,409	1,441	153,881	1,532	1,763
2 cows	744		1,488		602,537		240	26	7,873	185	22,201	62	7,439	638	107,400	736	1,657
3 cows	220		660		252,250		130	18	17,035	94	20,109	25	2,988	178	29,591	220	728
4 cows	146	517	584	2,230	251,239	888,765	98	25	28,625	64	17,092	14	2,545	117	23,415	143	627
5 to 9 cows	262		1,658		627,345		234	101	182,290	133	67,255	22	8,729	196	38,788	257	1,708
10 to 14 cows	54	51	597	639	242,800	219,824	54	29	105,235	20	23,868	7	9,520	35	13,521	54	621
15 to 19 cows	16		253		87,491		16	13	69,244	2	2,100	1	500	9	2,019	16	308
20 to 29 cows	16	7	358	151	168,021	55,520	16	15	131,050	1	6,540	4	2,668	12	4,628	16	370
30 cows and over	9	4	311	134	151,515	62,136	9	9	119,275	1	2,500	2	4,500	5	6,125	9	333
Madison																	
Total	2,439	2,075	5,803	5,258	1,786,281	1,872,263	805	102	95,855	461	109,853	74	5,582	2,209	273,050	2,394	6,797
None	xxx	xxx	xxx	xxx	xxx	xxx	xxx	xxx	xxx	xxx	xxx	xxx	xxx	xxx	xxx	81	178
1 cow	820	1,423	820	2,043	347,767	782,416	46	2	125	23	1,994	24	1,422	752	73,256	752	1,212
2 cows	827		1,654		527,832		149	11	5,015	124	15,402	21	1,219	771	99,414	793	2,053
3 cows	351		1,053		294,907		117	21	9,270	91	17,498	13	1,517	323	44,897	339	1,091
4 cows	219	612	876	2,700	228,931	906,382	120	27	19,145	89	19,036	10	957	189	29,527	211	869
5 to 9 cows	205		1,200		329,054		156	37	46,620	121	43,058	6	467	164	24,949	201	1,171
10 cows and over	17	40	200	515	57,790	183,465	17	4	15,680	13	12,885	-----	-----	10	1,007	17	225
Marion																	
Total	1,329	1,251	4,498	3,881	1,385,253	1,594,712	655	188	231,120	455	148,151	67	4,949	1,227	149,444	1,318	5,171
None	xxx	xxx	xxx	xxx	xxx	xxx	xxx	xxx	xxx	xxx	xxx	xxx	xxx	xxx	xxx	51	191
1 cow	297	695	297	1,042	109,096	442,178	35	10	575	14	1,134	19	1,330	275	26,010	289	426
2 cows	356		712		222,449		104	24	9,054	71	8,855	19	1,305	333	38,270	332	847
3 cows	193		579		180,587		112	28	18,024	85	16,078	13	1,028	184	25,559	187	654
4 cows	157	518	628	2,375	181,995	971,639	119	31	28,145	89	19,888	5	355	136	17,188	154	650
5 to 9 cows	288		1,825		539,831		247	77	112,877	176	83,747	10	925	263	37,710	287	1,916
10 to 14 cows	30	38	320	464	103,405	180,895	30	13	38,645	17	14,924	-----	-----	28	3,688	30	358
15 cows and over	8		137		47,890		8	5	23,800	5	3,525	1	10	8	1,039	8	129

TABLE 19.—COWS MILKED AND MILK PRODUCED, 1939 AND 1929; DAIRY PRODUCTS SOLD AND BUTTER CHURNED, 1939; AND COWS KEPT FOR MILK APR. 1. 1940; BY NUMBER OF COWS MILKED; BY COUNTIES—Continued

(For explanation and definitions, see text)

STATE OR COUNTY AND NUMBER OF COWS MILKED	COWS MILKED				MILK PRODUCED (GALLONS)		DAIRY PRODUCTS SOLD, 1939							BUTTER CHURNED ON FARMS, 1939		COWS KEPT MAINLY FOR MILK PRODUCTION, APR. 1, 1940	
	Farms reporting		Number					Whole milk sold		Cream sold		Butter sold					
	1939	1929	1939	1929	1939	1929	Farms reporting	Farms reporting	Gallons	Farms reporting	Pounds of butterfat	Farms reporting	Pounds	Farms reporting	Pounds	Farms reporting	Number
ARKANSAS—Contd.																	
Miller																	
Total	1,847	1,756	4,290	4,026	1,772,177	1,523,561	454	101	356,417	68	38,516	361	47,981	1,734	376,125	1,877	5,132
None	xxx	xxx	xxx	xxx	xxx	xxx	xxx	xxx	xxx	xxx	xxx	xxx	xxx	xxx	xxx	96	166
1 cow	870	1,404	870	1,887	403,445	695,245	137	13	1,257	1	120	137	7,177	820	125,869	851	1,140
2 cows	588		1,176		423,186		115	20	4,447	9	1,080	107	10,865	558	130,867	568	1,357
3 cows	183		549		190,906		59	10	1,840	8	2,090	51	7,161	176	52,646	190	734
4 cows	72	309	288	1,219	94,278	378,391	32	8	4,259	11	2,275	18	3,406	68	21,051	70	299
5 to 9 cows	94		580		217,299		72	26	47,261	22	6,714	36	11,758	86	32,589	92	568
10 to 14 cows	17	29	210	368	82,688	152,925	16	5	19,058	9	11,292	4	1,870	12	4,406	17	238
15 to 19 cows	5		78		34,135		5	4	14,510	1	1,000	2	1,400	3	2,350	5	79
20 to 29 cows	10	3	216	75	97,500	24,500	10	7	53,575	4	9,940	3	2,860	6	3,803	10	235
30 cows and over	8	11	343	497	228,760	272,500	8	8	210,210	3	2,005	3	1,484	5	2,764	8	316
Mississippi																	
Total	4,483	2,847	6,422	3,835	3,451,117	1,972,635	679	240	261,694	149	44,635	514	56,320	4,113	767,073	4,535	6,929
None	xxx	xxx	xxx	xxx	xxx	xxx	xxx	xxx	xxx	xxx	xxx	xxx	xxx	xxx	xxx	178	233
1 cow	3,419	2,729	3,419	3,144	1,919,121	1,603,788	335	105	13,593	39	4,174	280	19,136	3,148	479,257	3,316	3,616
2 cows	799		1,598		784,923		225	81	19,811	55	11,334	170	19,867	732	187,840	783	1,646
3 cows	127		381		173,413		43	16	3,748	22	10,342	25	4,964	118	36,590	123	396
4 cows	65	102	260	408	142,208	187,194	32	13	8,199	16	5,863	19	3,872	58	22,669	63	262
5 to 9 cows	48		282		149,342		26	11	18,413	13	8,258	13	3,121	40	24,368	48	286
10 to 14 cows	11	12	123	150	61,550	105,005	6	2	11,000	3	4,300	2	700	7	8,119	11	149
15 to 19 cows	8		133		71,810		6	6	52,700	1	364	4	660	7	3,660	7	104
20 to 29 cows	2	2	42	45	23,100	23,400	2	2	20,300	------	-------	-----	-------	1	80	2	46
30 cows and over	4	2	184	88	125,650	53,250	4	4	113,930	------	-------	1	4,000	2	4,500	4	191
Monroe																	
Total	1,771	1,357	3,385	2,344	1,260,707	844,856	258	46	81,230	33	15,021	222	24,647	1,726	306,234	1,783	3,883
None	xxx	xxx	xxx	xxx	xxx	xxx	xxx	xxx	xxx	xxx	xxx	xxx	xxx	xxx	xxx	46	56
1 cow	945	1,180	945	1,549	390,254	557,521	51	6	240	------	-------	51	3,560	919	116,210	922	1,141
2 cows	534		1,068		384,747		92	15	1,916	3	220	87	7,296	524	107,481	528	1,178
3 cows	161		483		170,868		44	3	695	4	1,143	42	4,571	158	44,134	158	474
4 cows	64	168	256	645	82,759	223,030	20	6	1,682	5	1,645	15	2,043	63	17,393	64	312
5 to 9 cows	49		302		103,855		33	8	8,697	14	6,121	21	3,880	48	15,152	47	283
10 to 14 cows	11	7	133	88	47,894	33,280	11	2	3,000	5	4,280	4	1,797	10	3,964	11	189
15 to 19 cows	3		51		18,800		3	2	14,800	1	1,300	-----	-------	1	200	3	63
20 cows and over	4	2	147	62	61,550	31,025	4	4	50,200	1	312	2	1,500	3	1,700	4	207
Montgomery																	
Total	1,201	1,254	3,838	3,044	1,173,193	1,079,138	560	29	14,016	497	138,569	105	14,548	1,068	174,137	1,224	4,587
None	xxx	xxx	xxx	xxx	xxx	xxx	xxx	xxx	xxx	xxx	xxx	xxx	xxx	xxx	xxx	36	83
1 cow	241	844	241	1,252	102,491	466,070	35	1	15	26	2,471	9	830	217	24,939	237	446
2 cows	341		682		220,654		102	4	225	85	9,415	30	2,435	302	48,817	340	929
3 cows	205		615		171,945		95	6	1,630	85	13,705	23	2,642	184	33,368	203	747
4 cows	155	396	620	1,652	194,292	554,128	112	4	1,480	104	26,885	18	2,285	138	25,059	152	645
5 to 9 cows	239		1,457		427,251		196	12	4,466	181	77,859	22	5,756	209	38,287	236	1,527
10 cows and over	20	14	223	160	56,560	58,940	20	2	6,000	16	8,234	3	600	18	3,667	20	210
Nevada																	
Total	2,091	2,048	4,629	3,896	1,624,262	1,455,521	689	61	57,473	405	105,224	307	34,117	2,007	341,803	2,099	5,431
None	xxx	xxx	xxx	xxx	xxx	xxx	xxx	xxx	xxx	xxx	xxx	xxx	xxx	xxx	xxx	53	104
1 cow	890	1,672	890	2,320	345,188	891,558	99	4	1,114	33	2,386	66	4,824	862	103,408	853	1,118
2 cows	643		1,286		453,040		208	6	600	90	11,830	132	10,505	621	120,667	637	1,524
3 cows	238		714		220,816		128	11	2,630	89	15,565	42	5,279	230	30,394	237	818
4 cows	149	365	596	1,424	189,985	490,032	103	17	8,849	75	16,102	34	4,091	139	32,177	148	606
5 to 9 cows	152		895		315,358		133	19	39,290	101	45,692	29	8,240	138	31,123	152	1,025
10 to 14 cows	13	11	145	152	49,785	71,951	13	2	610	13	9,720	1	50	12	1,557	13	147
15 cows and over	6		105		50,110		5	2	4,380	4	4,129	3	1,130	5	2,477	6	89
Newton																	
Total	1,618	1,550	3,540	3,347	1,173,700	1,096,635	289	75	36,718	201	48,018	52	7,119	1,536	200,603	1,618	4,088
None	xxx	xxx	xxx	xxx	xxx	xxx	xxx	xxx	xxx	xxx	xxx	xxx	xxx	xxx	xxx	39	57
1 cow	616	1,129	616	1,626	232,209	613,076	33	6	945	21	2,518	7	157	584	49,589	592	787
2 cows	522		1,044		353,985		62	14	1,374	42	5,869	12	696	500	67,082	514	1,273
3 cows	244		732		256,252		72	19	7,440	45	9,770	15	874	236	40,097	243	805
4 cows	133	415	532	1,655	165,883	468,112	52	20	15,732	37	8,826	7	2,076	125	24,473	132	582
5 to 9 cows	98		561		167,211		65	14	10,727	52	19,510	11	3,316	88	19,180	93	525
10 cows and over	5	6	55	66	18,180	15,447	5	2	2,500	4	1,525	-----	-------	3	182	5	59
Ouachita																	
Total	1,556	1,629	3,588	3,491	1,085,926	1,208,671	589	127	151,776	49	11,582	318	48,313	1,517	290,383	1,566	4,245
None	xxx	xxx	xxx	xxx	xxx	xxx	xxx	xxx	xxx	xxx	xxx	xxx	xxx	xxx	xxx	57	95
1 cow	622	1,261	622	1,775	222,528	617,798	92	29	3,252	3	172	81	4,391	601	66,432	586	823
2 cows	511		1,022		293,728		97	29	5,315	6	785	81	6,267	503	95,161	503	1,226
3 cows	219		657		173,536		72	15	4,333	10	1,642	65	7,622	216	55,069	218	740
4 cows	86	351	344	1,407	78,241	417,033	48	14	6,242	11	1,093	38	5,558	85	21,754	85	369
5 to 9 cows	97		574		167,771		61	25	27,094	16	6,758	44	14,039	93	40,377	96	605
10 to 14 cows	12	13	142	166	50,895	80,715	11	8	28,126	3	1,134	6	3,156	12	5,166	12	159
15 to 19 cows	2		32		4,550		1	-----	-------	------	-------	1	1,600	2	1,969	2	32
20 to 29 cows	4	2	90	41	40,425	20,125	4	4	30,387	------	-------	1	3,000	3	3,575	4	111
30 to 49 cows	3	1	105	35	54,452	27,375	3	3	47,027	------	-------	1	680	2	880	3	85
50 to 74 cows	------	1	------	67	-------	45,625	------	------	-------	------	-------	------	-------	------	-------	------	-------

TABLE 19.—COWS MILKED AND MILK PRODUCED, 1939 AND 1929; DAIRY PRODUCTS SOLD AND BUTTER CHURNED, 1939; AND COWS KEPT FOR MILK APR. 1, 1940; BY NUMBER OF COWS MILKED, BY COUNTIES—Continued

(For explanation and definitions, see text)

STATE OR COUNTY AND NUMBER OF COWS MILKED	COWS MILKED				MILK PRODUCED (GALLONS)		DAIRY PRODUCTS SOLD, 1939						BUTTER CHURNED ON FARMS, 1939		COWS KEPT MAINLY FOR MILK PRODUCTION, APR. 1, 1940	
	Farms reporting		Number					Whole milk sold		Cream sold		Butter sold				
	1939	1929	1939	1929	1939	1929	Farms reporting	Farms reporting	Gallons	Farms reporting	Pounds of butterfat	Farms reporting	Pounds	Farms reporting	Pounds	Farms reporting	Number
ARKANSAS—Contd.																	
Perry																	
Total	899	871	2,551	1,828	826,038	633,152	308	15	2,892	240	76,748	76	6,724	832	119,291	896	3,367
None	xxx	xxx	xxx	xxx	xxx	xxx	xxx	xxx	xxx	xxx	xxx	xxx	xxx	xxx	xxx	26	64
1 cow	288	670	288	924	108,384	365,884	29	4	440	6	580	22	1,089	245	25,000	253	508
2 cows	256		512		168,832		49	4	515	25	2,938	24	2,367	240	34,538	248	697
3 cows	125		375		116,537		57	4	547	46	8,456	14	710	119	19,084	123	489
4 cows	99	192	396	803	116,981	249,368	50	1	1,200	44	12,117	6	920	93	16,776	98	495
5 to 9 cows	136		823		250,789		108	2	190	104	40,333	10	1,638	122	21,385	133	914
10 cows and over	15	9	177	99	64,515	17,900	15	———	———	15	12,324	———	———	13	2,508	15	200
Phillips																	
Total	2,734	1,748	4,539	2,929	1,530,842	873,267	236	111	178,558	13	7,360	175	21,607	2,475	355,053	2,819	5,168
None	xxx	xxx	xxx	xxx	xxx	xxx	xxx	xxx	xxx	xxx	xxx	xxx	xxx	xxx	xxx	206	286
1 cow	1,757	1,561	1,757	1,989	589,339	582,838	64	29	3,200	1	320	56	2,838	1,592	167,306	1,660	1,899
2 cows	690		1,380		448,150		68	31	8,510	———	———	61	5,846	635	116,292	676	1,470
3 cows	152		456		142,911		33	10	3,388	3	1,310	28	4,898	142	37,537	148	550
4 cows	60	168	240	676	70,758	183,317	15	4	4,291	3	1,470	10	2,001	56	18,171	58	299
5 to 9 cows	51		314		115,299		34	16	37,779	4	1,240	17	4,724	41	13,351	50	334
10 to 14 cows	16	16	182	199	68,170	77,000	14	13	52,617	1	1,020	2	350	5	2,627	15	172
15 to 19 cows	4		60		22,620		4	4	18,843	———	———	———	———	3	769	4	48
20 cows and over	4	3	150	65	73,595	30,112	4	4	49,930	1	2,000	1	950	1	1,000	4	110
Pike																	
Total	1,250	1,245	2,801	2,423	841,112	835,524	225	27	14,427	85	33,918	133	14,364	1,193	218,367	1,271	3,263
None	xxx	xxx	xxx	xxx	xxx	xxx	xxx	xxx	xxx	xxx	xxx	xxx	xxx	xxx	xxx	39	63
1 cow	476	991	476	1,416	199,499	514,947	44	3	144	6	616	38	3,375	451	59,918	466	647
2 cows	396		792		245,713		61	7	725	18	1,822	40	3,504	380	72,053	391	910
3 cows	200		600		151,052		44	6	1,185	15	2,028	26	2,679	194	42,720	200	641
4 cows	87	248	348	933	76,107	292,222	25	4	1,420	9	2,331	15	1,873	82	20,700	86	387
5 to 9 cows	88		504		126,341		46	6	7,953	33	14,341	13	2,203	82	21,904	84	530
10 cows and over	5	6	81	74	42,400	28,355	5	1	3,000	4	12,780	1	730	4	1,062	5	85
Poinsett																	
Total	2,603	1,607	3,818	2,843	1,796,919	1,199,847	375	69	96,545	57	22,155	321	42,039	2,508	431,949	2,611	4,196
None	xxx	xxx	xxx	xxx	xxx	xxx	xxx	xxx	xxx	xxx	xxx	xxx	xxx	xxx	xxx	96	125
1 cow	1,952	1,380	1,952	1,708	1,004,495	784,302	157	27	2,550	9	1,086	146	11,411	1,879	285,588	1,874	2,159
2 cows	447		894		382,735		119	15	2,885	7	1,685	113	14,655	436	106,584	439	924
3 cows	112		336		122,219		32	4	2,680	8	2,630	25	3,950	110	26,875	112	332
4 cows	36	215	144	970	55,040	340,735	21	5	3,675	10	3,001	15	2,848	34	10,874	34	144
5 to 9 cows	44		281		89,255		35	11	11,370	21	9,408	15	2,795	38	12,106	44	265
10 to 14 cows	5	11	52	129	31,175	61,810	4	2	12,975	———	———	3	2,250	5	4,790	5	60
15 to 19 cows	2		33		17,500		2	1	10,000	———	———	1	600	2	950	2	31
20 cows and over	5	1	146	36	94,500	13,000	5	4	50,410	2	4,350	3	3,530	4	4,182	5	156
Polk																	
Total	1,589	1,475	4,948	3,809	1,907,853	1,503,276	817	97	83,235	658	248,723	117	15,081	1,450	222,550	1,687	5,870
None	xxx	xxx	xxx	xxx	xxx	xxx	xxx	xxx	xxx	xxx	xxx	xxx	xxx	xxx	xxx	151	396
1 cow	408	939	408	1,383	182,788	568,956	77	16	1,423	40	2,360	32	2,179	374	42,436	389	562
2 cows	363		726		283,794		148	18	6,367	111	19,246	27	2,439	338	50,396	357	880
3 cows	255		765		290,790		157	10	5,836	116	31,509	20	1,621	238	40,407	253	896
4 cows	216	519	864	2,178	300,043	825,295	164	17	7,572	141	41,551	16	2,088	198	33,587	212	923
5 to 9 cows	296		1,791		686,553		261	32	32,564	222	117,616	19	6,454	275	50,660	295	1,870
10 to 14 cows	26	15	290	204	101,105	85,425	25	1	8	25	22,651	3	320	24	4,214	25	245
15 to 19 cows	———		———		———		———	———	———	———	———	———	———	———	———	———	———
20 to 29 cows	5	2	104	44	62,600	23,800	5	3	29,465	3	13,790	———	———	5	850	5	98
Pope																	
Total	2,372	2,605	6,752	4,918	2,641,158	2,317,419	1,271	102	148,244	1,084	347,419	165	27,659	2,091	303,550	2,401	8,053
None	xxx	xxx	xxx	xxx	xxx	xxx	xxx	xxx	xxx	xxx	xxx	xxx	xxx	xxx	xxx	84	230
1 cow	771	2,129	771	2,822	351,505	1,387,975	144	5	885	105	9,448	40	2,952	683	77,193	742	1,097
2 cows	601		1,202		476,103		294	12	4,565	254	37,149	45	4,665	536	77,741	587	1,411
3 cows	348		1,044		388,924		252	27	9,284	219	53,479	30	4,261	304	46,563	344	1,286
4 cows	273	461	1,092	1,838	405,242	809,309	228	17	8,245	207	67,884	15	3,608	246	37,265	271	1,154
5 to 9 cows	332		1,995		737,969		307	26	26,695	268	142,716	31	10,108	286	55,146	326	2,207
10 to 14 cows	28	12	306	167	142,397	68,735	27	4	17,530	22	24,401	3	1,765	24	7,775	28	323
15 to 19 cows	11		174		69,320		11	5	34,140	6	6,780	1	300	8	1,267	11	196
20 to 29 cows	8	2	168	43	69,700	23,400	8	6	46,900	3	5,582	———	———	4	600	8	169
30 to 49 cows	———	1	———	48	———	28,000	———	———	———	———	———	———	———	———	———	———	———
Prairie																	
Total	1,669	1,455	5,194	4,846	1,870,159	1,702,030	697	164	204,755	458	164,225	214	22,762	1,505	207,300	1,642	5,861
None	xxx	xxx	xxx	xxx	xxx	xxx	xxx	xxx	xxx	xxx	xxx	xxx	xxx	xxx	xxx	48	98
1 cow	501	813	501	1,159	204,142	407,790	55	14	1,962	18	940	37	1,377	445	40,890	464	616
2 cows	418		836		306,339		119	18	5,410	66	9,396	59	4,342	386	56,475	395	955
3 cows	229		687		238,486		113	15	8,123	77	16,779	49	4,297	213	33,932	224	831
4 cows	175	570	700	2,800	233,003	961,273	113	24	19,315	89	24,090	22	2,296	159	23,840	170	750
5 to 9 cows	291		1,785		645,219		243	72	110,425	170	82,069	37	7,335	261	44,194	286	1,897
10 to 14 cows	41	72	453	889	158,155	332,967	41	18	48,020	27	18,185	6	1,815	32	5,728	41	481
15 cows and over	14		232		84,815		13	3	13,500	11	12,786	4	1,300	9	2,241	14	233

TABLE 19.—COWS MILKED AND MILK PRODUCED, 1939 AND 1929; DAIRY PRODUCTS SOLD AND BUTTER CHURNED, 1939; AND COWS KEPT FOR MILK APR. 1, 1940; BY NUMBER OF COWS MILKED, BY COUNTIES—Continued

(For explanation and definitions, see text)

STATE OR COUNTY AND NUMBER OF COWS MILKED	COWS MILKED				MILK PRODUCED (GALLONS)		DAIRY PRODUCTS SOLD, 1939						BUTTER CHURNED ON FARMS, 1939		COWS KEPT MAINLY FOR MILK PRODUCTION, APR. 1, 1940	
	Farms reporting		Number					Whole milk sold		Cream sold		Butter sold				
	1939	1929	1939	1929	1939	1929	Farms reporting	Farms reporting	Gallons	Farms reporting	Pounds of butterfat	Farms reporting	Pounds	Farms reporting	Pounds	Farms reporting	Number
ARKANSAS—Contd.																	
Pulaski																	
Total	2,828	2,114	9,904	7,841	4,854,386	3,678,004	781	249	2,386,051	211	119,277	460	115,699	2,424	432,047	2,753	10,612
None	xxx	xxx	xxx	xxx	xxx	xxx	xxx	xxx	xxx	xxx	xxx	xxx	xxx	xxx	xxx	108	163
1 cow	1,580	1,571	1,580	2,010	756,224	846,182	133	28	3,044	5	317	118	11,996	1,343	160,184	1,467	1,800
2 cows	608		1,216		507,337		171	22	8,068	27	3,668	138	15,043	559	100,832	580	1,494
3 cows	200		600		245,089		95	13	6,300	32	6,161	60	11,684	186	43,126	183	628
4 cows	111	388	444	1,665	182,075	652,106	84	12	7,865	44	12,667	42	11,014	103	25,182	104	472
5 to 9 cows	162		998		410,555		131	51	68,728	65	33,331	56	28,540	148	51,396	153	1,039
10 to 14 cows	40		462		233,934		40	23	121,651	11	7,830	13	15,296	25	17,526	39	596
15 to 19 cows	21	64	344	860	198,615	406,575	21	15	123,281	5	13,240	6	5,460	11	6,840	20	327
20 to 29 cows	41	45	983	1,179	551,926	602,950	41	41	483,665	7	4,603	11	8,089	18	10,752	37	864
30 to 49 cows	40	35	1,520	1,281	845,540	671,925	40	39	761,441	6	5,366	11	9,297	23	13,640	38	1,670
50 to 74 cows	20	6	1,201	316	867,036	174,633	20	20	584,993	8	24,544	4	1,200	9	2,189	20	1,253
75 cows and over	5	5	556	550	258,035	323,633	5	5	217,015	1	7,550	1	100	1	400	4	306
Randolph																	
Total	2,170	2,094	5,625	4,680	2,043,530	1,723,047	859	63	36,282	708	189,864	172	18,290	1,960	255,952	2,152	6,292
None	xxx	xxx	xxx	xxx	xxx	xxx	xxx	xxx	xxx	xxx	xxx	xxx	xxx	xxx	xxx	40	72
1 cow	758	1,497	758	2,089	359,119	882,987	114	15	1,011	64	4,580	50	3,050	688	74,274	723	922
2 cows	601		1,202		468,508		206	13	1,200	154	18,085	68	6,421	545	72,906	591	1,428
3 cows	310		930		313,824		147	7	2,720	131	24,660	23	2,389	281	39,045	304	1,053
4 cows	209	579	836	2,390	280,387	772,980	149	6	2,286	134	36,944	16	2,767	184	27,457	205	873
5 to 9 cows	264		1,572		501,224		216	17	15,985	202	84,588	12	1,859	241	36,164	262	1,652
10 to 14 cows	24		260		93,650		23	4	4,580	20	14,857	3	1,804	20	5,786	23	250
15 to 19 cows	4	16	67	181	28,820	53,180	4	1	8,500	3	6,150	—	—	3	320	4	42
20 to 29 cows	—	2	—	40	—	13,900	—	—	—	—	—	—	—	—	—	—	—
St. Francis																	
Total	2,676	1,893	4,505	3,298	1,558,374	1,067,197	281	74	64,110	54	23,362	226	25,643	2,490	397,148	2,737	5,006
None	xxx	xxx	xxx	xxx	xxx	xxx	xxx	xxx	xxx	xxx	xxx	xxx	xxx	xxx	xxx	120	184
1 cow	1,760	1,648	1,760	2,078	677,324	690,401	75	21	2,088	1	100	70	3,599	1,618	189,239	1,709	1,892
2 cows	576		1,152		380,880		88	20	4,605	5	633	79	5,189	551	105,136	568	1,241
3 cows	158		474		140,253		36	8	2,362	6	1,287	30	3,212	154	37,839	158	496
4 cows	75	227	300	955	85,119	294,888	25	9	3,523	9	2,080	16	1,595	73	20,011	75	324
5 to 9 cows	92		554		169,633		46	9	9,767	26	12,192	26	6,048	84	31,649	92	584
10 to 14 cows	7		72		19,085		5	3	6,600	3	1,240	2	550	5	1,531	7	81
15 to 19 cows	2	17	33	223	9,700	71,110	1	1	5,465	1	150	—	—	2	547	2	43
20 cows and over	6	1	160	42	76,400	10,800	5	3	29,700	3	5,700	3	5,450	5	11,196	6	161
Saline																	
Total	1,685	1,220	4,572	3,185	1,747,450	1,242,819	645	67	287,303	564	148,061	273	54,065	1,517	275,702	1,683	5,525
None	xxx	xxx	xxx	xxx	xxx	xxx	xxx	xxx	xxx	xxx	xxx	xxx	xxx	xxx	xxx	28	51
1 cow	762	877	762	1,233	330,395	533,672	113	15	1,799	21	1,543	84	7,697	710	96,367	745	993
2 cows	406		812		291,814		156	18	3,725	60	10,685	93	10,082	379	73,658	402	988
3 cows	165		495		162,200		84	3	565	51	14,184	39	4,847	152	28,668	164	676
4 cows	108	296	432	1,257	142,040	388,238	79	3	2,380	63	24,829	17	1,693	87	17,121	103	525
5 to 9 cows	192		1,165		384,356		163	9	13,734	142	64,648	29	10,226	155	35,638	191	1,324
10 to 14 cows	25	38	285	457	96,385	204,464	25	5	19,700	18	15,178	4	6,960	22	9,960	25	347
15 to 19 cows	9		138		54,520		9	3	23,725	6	8,624	1	60	5	1,190	9	131
20 to 29 cows	10	6	228	139	133,770	78,995	10	7	71,740	3	8,370	5	12,350	6	12,900	10	218
30 to 49 cows	3	3	95	99	54,850	37,450	3	3	53,435	—	—	1	150	1	200	3	98
50 to 74 cows	3	—	162	—	97,120	—	3	3	96,500	—	—	—	—	—	—	3	174
Scott																	
Total	1,412	1,364	4,849	3,827	1,582,194	1,462,880	698	57	39,220	610	212,687	85	10,782	1,275	171,685	1,427	6,081
None	xxx	xxx	xxx	xxx	xxx	xxx	xxx	xxx	xxx	xxx	xxx	xxx	xxx	xxx	xxx	34	83
1 cow	310	816	310	1,203	125,457	505,273	46	8	1,035	26	2,847	16	796	273	24,439	300	638
2 cows	341		682		220,041		100	10	1,447	83	10,612	19	1,773	315	42,891	338	940
3 cows	212		636		195,684		101	11	5,293	85	15,399	14	1,130	197	25,349	209	793
4 cows	188	518	752	2,261	240,645	849,187	129	8	4,860	117	34,712	16	2,103	170	27,042	187	852
5 to 9 cows	319		1,980		630,388		280	16	15,635	262	118,299	16	2,568	282	43,465	318	2,202
10 to 14 cows	38	30	421	363	141,479	108,420	38	2	3,650	35	28,010	3	1,112	34	5,582	37	505
15 cows and over	4		68		28,500		4	2	7,300	2	2,808	1	1,300	4	1,917	4	68
Searcy																	
Total	1,666	1,562	4,163	3,720	1,359,830	1,493,247	478	39	41,764	421	104,595	40	2,066	1,483	151,842	1,670	4,622
None	xxx	xxx	xxx	xxx	xxx	xxx	xxx	xxx	xxx	xxx	xxx	xxx	xxx	xxx	xxx	55	109
1 cow	568	1,080	568	1,567	216,591	649,527	53	3	185	22	1,399	12	702	502	38,323	545	742
2 cows	502		1,004		329,938		100	4	1,232	91	9,593	11	458	455	46,199	483	1,118
3 cows	234		702		215,823		103	10	3,626	90	15,498	7	384	212	24,510	231	726
4 cows	173	462	692	1,917	205,650	743,045	99	4	1,181	94	20,875	3	275	153	20,720	169	757
5 to 9 cows	172		1,009		315,610		126	16	28,060	110	40,853	6	147	145	20,087	170	972
10 cows and over	17	20	188	256	76,218	100,675	17	2	7,500	14	16,395	1	100	16	2,003	17	218
Sebastian																	
Total	2,067	2,233	8,955	7,791	3,788,468	3,479,253	1,413	194	962,591	1,137	492,331	193	60,668	1,716	233,907	2,112	10,430
None	xxx	xxx	xxx	xxx	xxx	xxx	xxx	xxx	xxx	xxx	xxx	xxx	xxx	xxx	xxx	58	221
1 cow	509	1,236	509	1,759	231,322	815,575	107	11	1,350	59	5,880	45	3,557	418	43,162	485	788
2 cows	449		898		368,586		259	23	6,463	212	39,397	39	4,054	379	43,295	443	1,169
3 cows	275		825		305,575		229	20	9,940	200	53,398	23	2,962	225	24,884	274	1,004
4 cows	242	891	968	4,005	361,080	1,687,460	226	16	9,523	197	69,905	22	5,751	202	25,892	241	1,110
5 to 9 cows	455		2,859		1,109,529		435	47	58,987	382	222,427	41	15,505	375	54,638	454	3,037
10 to 14 cows	87	70	978	884	403,071	425,825	87	24	97,216	66	58,211	13	11,863	70	19,029	87	982
15 to 19 cows	16		264		121,688		16	10	74,554	6	8,554	4	4,765	11	6,488	16	306
20 to 29 cows	29	19	659	458	314,797	209,925	29	21	222,165	9	23,593	—	—	20	2,196	29	701
30 to 49 cows	21	13	734	458	391,320	217,720	21	18	321,518	4	5,980	6	12,411	14	13,623	21	801
50 cows and over	4	4	261	247	181,500	122,950	4	4	181,075	2	5,006	—	—	2	700	4	311

TABLE 19.—COWS MILKED AND MILK PRODUCED, 1939 AND 1929; DAIRY PRODUCTS SOLD AND BUTTER CHURNED, 1939; AND COWS KEPT FOR MILK APR. 1, 1940; BY NUMBER OF COWS MILKED, BY COUNTIES—Continued

(For explanation and definitions, see text)

STATE OR COUNTY AND NUMBER OF COWS MILKED	COWS MILKED				MILK PRODUCED (GALLONS)		DAIRY PRODUCTS SOLD, 1939							BUTTER CHURNED ON FARMS, 1939		COWS KEPT MAINLY FOR MILK PRODUCTION, APR. 1, 1940	
	Farms reporting		Number					Whole milk sold		Cream sold		Butter sold					
	1939	1929	1939	1929	1939	1929	Farms reporting	Farms reporting	Gallons	Farms reporting	Pounds of butterfat	Farms reporting	Pounds	Farms reporting	Pounds	Farms reporting	Number
ARKANSAS—Contd.																	
Sevier																	
Total	1,412	1,490	4,039	3,162	1,553,472	1,155,432	436	193	286,664	197	79,136	102	10,979	1,325	191,625	1,399	4,565
None	xxx	xxx	xxx	xxx	xxx	xxx	xxx	xxx	xxx	xxx	xxx	xxx	xxx	xxx	xxx	32	47
1 cow	453	1,146	453	1,572	212,725	619,982	43	7	970	12	959	30	2,157	432	48,574	427	661
2 cows	415		830		312,677		77	26	9,500	24	2,289	35	3,764	401	62,276	403	1,045
3 cows	185		555		191,498		58	22	8,900	26	6,065	16	2,237	173	29,072	181	621
4 cows	141	328	564	1,338	181,662	450,885	73	28	28,124	44	9,757	11	1,175	129	21,859	141	585
5 to 9 cows	185		1,155		406,539		152	85	128,898	77	31,089	7	728	160	24,008	184	1,146
10 to 14 cows	29	16	323	252	142,496	84,565	29	22	86,465	11	6,001	1	100	24	4,479	27	287
15 cows and over	4		159		105,875		4	3	45,807	3	22,976	2	818	4	1,360	4	173
Sharp																	
Total	1,775	1,611	4,357	3,861	1,640,808	1,335,502	704	53	24,944	621	134,346	105	8,857	1,686	289,450	1,769	4,777
None	xxx	xxx	xxx	xxx	xxx	xxx	xxx	xxx	xxx	xxx	xxx	xxx	xxx	xxx	xxx	32	48
1 cow	577	1,092	577	1,611	284,990	625,547	91	5	749	70	5,232	21	1,379	544	72,798	550	719
2 cows	598		1,196		492,580		230	16	2,744	198	25,491	42	3,151	571	102,741	592	1,326
3 cows	280		780		269,648		155	6	3,600	125	21,101	16	1,754	247	48,781	259	857
4 cows	165	499	660	2,018	216,886	653,297	114	5	914	103	27,971	15	1,778	156	31,898	164	690
5 to 9 cows	160		948		302,734		119	12	3,362	112	43,124	10	695	153	30,669	157	923
10 to 14 cows	11	20	120	232	31,865	58,658	11	6	682	9	4,965	1	100	11	1,890	11	145
15 cows and over	4		76		42,125		4	3	12,893	4	6,462	——	——	4	873	4	89
Stone																	
Total	1,410	1,069	3,358	2,491	978,484	825,933	404	143	19,382	219	42,655	208	14,949	1,355	188,278	1,407	3,800
None	xxx	xxx	xxx	xxx	xxx	xxx	xxx	xxx	xxx	xxx	xxx	xxx	xxx	xxx	xxx	61	133
1 cow	516	743	516	1,107	191,016	401,507	84	66	6,370	11	711	71	3,634	491	45,474	474	664
2 cows	442		884		281,694		116	54	6,200	49	3,476	78	5,279	428	60,988	429	1,039
3 cows	198		594		165,902		63	14	3,232	37	3,494	31	2,738	190	32,708	192	641
4 cows	114	318	456	1,275	115,375	386,486	41	4	2,800	33	4,133	10	1,403	108	20,323	112	470
5 to 9 cows	130		793		194,037		91	5	780	80	23,030	16	1,897	129	25,785	130	781
10 cows and over	10	10	115	109	30,460	37,940	9	——	——	9	7,811	——	——	9	5,000	9	72
Union																	
Total	2,234	2,472	5,470	5,563	1,637,325	1,912,307	403	143	262,976	25	16,738	324	47,237	2,165	403,158	2,238	6,642
None	xxx	xxx	xxx	xxx	xxx	xxx	xxx	xxx	xxx	xxx	xxx	xxx	xxx	xxx	xxx	57	122
1 cow	801	1,844	801	2,653	275,960	904,268	69	32	3,356	——	——	59	3,804	792	85,674	771	1,125
2 cows	768		1,536		429,668		115	25	3,512	2	294	101	9,958	747	132,400	751	1,844
3 cows	320		960		237,518		79	28	5,056	4	355	67	9,941	314	75,841	317	1,111
4 cows	173	600	692	2,314	164,693	697,097	52	18	5,226	5	437	43	8,010	170	49,318	171	818
5 to 9 cows	138		795		201,196		55	16	14,194	7	3,062	44	12,279	134	51,688	138	886
10 to 14 cows	11	15	131	196	44,575	87,377	11	8	32,937	——	——	5	1,480	7	3,210	10	108
15 to 19 cows	9		145		63,815		9	5	28,760	5	6,650	4	1,710	6	2,295	9	159
20 to 29 cows	8	9	193	206	103,825	124,090	8	8	97,375	1	438	——	——	2	400	8	231
30 to 49 cows	6	1	217	40	116,175	25,550	5	5	72,580	1	5,500	1	75	3	2,330	6	239
50 to 74 cows	——	3	——	152	——	73,925	——	——	——	——	——	——	——	——	——	——	——
Van Buren																	
Total	1,823	1,815	4,285	3,250	1,621,605	1,446,763	758	38	8,664	657	140,548	122	9,923	1,707	257,558	1,761	4,874
None	xxx	xxx	xxx	xxx	xxx	xxx	xxx	xxx	xxx	xxx	xxx	xxx	xxx	xxx	xxx	37	72
1 cow	702	1,528	702	2,135	303,650	1,029,457	115	10	922	82	6,281	34	1,815	655	76,248	655	866
2 cows	536		1,072		407,289		206	8	941	172	18,973	48	3,856	501	81,018	515	1,225
3 cows	273		819		292,950		171	8	1,141	154	24,403	19	1,316	254	43,665	269	894
4 cows	151	283	604	1,060	227,365	404,466	121	7	925	111	24,190	13	2,437	141	30,148	150	673
5 to 9 cows	143		842		288,541		127	4	4,005	121	50,824	8	519	158	22,801	137	830
10 to 14 cows	13		134		50,650		13	1	730	12	9,707	——	——	13	2,366	13	184
15 cows and over	5	4	112	55	51,160	12,840	5	——	——	5	6,170	——	——	5	1,312	5	130
Washington																	
Total	4,287	4,078	12,527	11,329	5,129,188	5,099,784	2,412	615	1,168,081	1,714	547,774	254	24,229	3,769	599,250	4,307	13,283
None	xxx	xxx	xxx	xxx	xxx	xxx	xxx	xxx	xxx	xxx	xxx	xxx	xxx	xxx	xxx	168	288
1 cow	1,494	2,607	1,494	5,689	726,898	1,727,478	373	66	11,467	227	22,699	111	7,842	1,351	129,422	1,417	1,883
2 cows	1,097		2,194		872,602		587	109	50,644	450	69,429	78	6,333	984	108,754	1,076	2,347
3 cows	557		1,611		619,149		407	72	55,995	327	87,371	25	3,169	474	51,798	526	1,829
4 cows	429	1,365	1,716	6,094	658,140	2,613,108	375	93	108,190	288	107,039	15	2,379	374	40,606	419	1,684
5 to 9 cows	586		3,575		1,333,485		546	189	340,172	371	200,885	21	3,777	503	61,002	578	3,491
10 to 14 cows	78		865		382,876		78	45	172,704	38	40,067	——	——	59	6,717	77	843
15 to 19 cows	21	88	358	1,047	152,605	495,953	21	17	107,324	6	9,514	1	104	12	1,156	21	365
20 to 29 cows	15	10	324	224	174,585	113,772	15	15	161,010	2	2,000	1	200	9	1,150	15	339
30 cows and over	10	8	410	275	209,068	149,475	10	9	160,575	5	8,770	2	425	3	645	10	414
White																	
Total	4,278	3,946	9,651	7,620	4,246,641	3,532,958	1,924	420	345,494	1,214	358,241	583	62,824	3,955	638,383	4,161	10,276
None	xxx	xxx	xxx	xxx	xxx	xxx	xxx	xxx	xxx	xxx	xxx	xxx	xxx	xxx	xxx	75	119
1 cow	1,913	3,161	1,913	4,298	976,039	2,141,695	418	66	8,790	208	19,599	208	14,602	1,815	248,303	1,784	2,285
2 cows	1,190		2,380		1,054,097		587	94	32,652	362	53,000	214	20,364	1,110	201,227	1,152	2,501
3 cows	491		1,473		620,901		331	72	42,828	231	54,546	77	10,501	449	86,059	479	1,498
4 cows	266	760	1,064	2,973	452,428	1,250,607	211	54	38,055	164	58,693	23	2,765	235	39,098	264	1,055
5 to 9 cows	366		2,172		910,566		327	115	140,304	219	127,081	53	11,388	310	58,513	361	2,219
10 to 14 cows	42	21	456	235	179,420	99,629	42	15	42,855	26	34,197	10	3,206	28	6,857	38	410
15 to 19 cows	3		47		18,000		3	1	400	3	6,420	——	——	3	250	3	48
20 to 29 cows	2	3	46	78	18,830	19,125	2	1	8,030	1	4,160	——	——	1	104	2	56
30 to 49 cows	3	1	100	36	36,360	21,900	3	2	31,600	2	545	——	——	2	152	3	105

TABLE 19.—COWS MILKED AND MILK PRODUCED, 1939 AND 1929; DAIRY PRODUCTS SOLD AND BUTTER CHURNED, 1939; AND COWS KEPT FOR MILK APR. 1, 1940; BY NUMBER OF COWS MILKED, BY COUNTIES—Continued

(For explanation and definitions, see text)

STATE OR COUNTY AND NUMBER OF COWS MILKED	COWS MILKED				MILK PRODUCED (GALLONS)		DAIRY PRODUCTS SOLD, 1939							BUTTER CHURNED ON FARMS, 1939		COWS KEPT MAINLY FOR MILK PRODUCTION, APR. 1, 1940	
	Farms reporting		Number					Whole milk sold		Cream sold		Butter sold					
	1939	1929	1939	1929	1939	1929	Farms reporting	Farms reporting	Gallons	Farms reporting	Pounds of butterfat	Farms reporting	Pounds	Farms reporting	Pounds	Farms reporting	Number
ARKANSAS—Contd.																	
Woodruff																	
Total	1,965	1,706	3,452	2,745	1,340,480	1,107,031	179	34	49,122	42	16,384	130	17,905	1,788	249,607	2,041	3,931
None	xxx	xxx	xxx	xxx	xxx	xxx	xxx	xxx	xxx	xxx	xxx	xxx	xxx	xxx	xxx	116	217
1 cow	1,145	1,507	1,145	1,927	513,486	828,684	43	3	509	6	390	38	2,435	1,032	102,216	1,114	1,290
2 cows	533		1,066		395,207		51	5	2,915	6	752	44	2,960	492	77,681	529	1,104
3 cows	137		411		146,390		27	11	8,528	5	1,546	18	2,235	126	28,773	135	470
4 cows	70	193	280	733	87,452	239,381	20	7	3,265	8	1,998	10	1,983	65	17,821	68	266
5 to 9 cows	70		416		131,110		28	4	3,355	11	7,298	16	6,092	64	19,198	70	456
10 to 14 cows	5	4	54	45	20,885	25,980	5	2	4,530	5	4,240	1	250	4	650	5	53
15 to 19 cows	5		80		45,950		5	2	26,020	1	160	3	1,950	5	3,268	4	75
20 to 29 cows	———	2	———	40	———	12,986	———	———	———	———	———	———	———	———	———	———	———
Yell																	
Total	2,228	2,370	6,449	4,587	2,412,172	2,055,418	1,133	19	14,445	1,049	349,814	131	16,863	2,030	310,832	2,259	7,563
None	xxx	xxx	xxx	xxx	xxx	xxx	xxx	xxx	xxx	xxx	xxx	xxx	xxx	xxx	xxx	63	130
1 cow	653	1,907	653	2,670	284,906	1,256,718	125	5	340	92	9,313	33	3,089	589	68,160	637	975
2 cows	596		1,192		451,740		227	4	880	205	30,235	34	3,388	544	81,895	588	1,406
3 cows	325		975		377,271		207	4	1,575	193	47,416	23	3,370	294	52,082	323	1,188
4 cows	283	455	1,052	1,822	378,976	773,100	217	———	———	215	68,636	12	521	241	41,262	260	1,131
5 to 9 cows	355		2,110		762,834		321	4	2,550	312	157,102	25	4,340	328	60,171	353	2,258
10 to 14 cows	29	8	328	95	101,415	23,600	29	1	5,800	25	22,472	3	2,050	27	6,711	28	343
15 to 19 cows	4		64		22,230		4	———	———	4	6,540	———	———	4	256	4	61
20 cows and over	3	———	77	———	32,800	———	3	1	3,500	3	8,100	1	105	3	315	3	71
CALIFORNIA																	
Total	51,705	52,805	811,937	890,046	485,518,630	445,530,009	26,284	17,949	366,995,954	8,487	25,234,009	1,347	444,630	18,308	2,447,840	51,889	683,654
None	xxx	xxx	xxx	xxx	xxx	xxx	xxx	xxx	xxx	xxx	xxx	xxx	xxx	xxx	xxx	2,630	15,677
1 cow	20,111	26,259	20,111	33,253	13,273,359	19,853,675	2,673	1,915	610,537	426	66,754	611	49,173	10,209	991,637	18,639	25,618
2 cows	7,780		15,560		8,991,475		2,253	1,333	986,030	777	238,585	352	43,197	4,280	548,191	7,375	18,644
3 cows	2,735		8,205		4,678,836		1,393	769	1,105,043	613	282,283	111	14,966	1,224	186,473	2,623	9,931
4 cows	1,724	11,185	6,896	58,096	4,107,015	37,247,545	1,216	642	1,393,425	594	377,495	56	11,796	576	90,239	1,664	7,918
5 to 9 cows	5,134		34,283		21,934,429		4,609	2,712	11,399,173	1,987	2,176,091	93	29,586	1,053	178,788	4,950	37,996
10 to 14 cows	3,399	6,139	39,506	83,511	26,894,464	60,372,596	3,339	2,204	17,273,036	1,222	2,469,634	38	13,947	392	72,907	3,323	43,175
15 to 19 cows	2,204		36,302		28,094,355		2,191	1,576	18,393,035	693	2,022,755	15	14,567	182	37,587	2,171	39,932
20 to 29 cows	2,830	3,498	65,984	82,064	48,715,318	63,408,316	2,827	2,099	35,349,803	837	3,544,615	51	60,315	194	87,128	2,788	71,493
30 to 49 cows	2,866	3,203	105,848	117,660	82,321,319	91,597,989	2,863	2,234	64,155,720	735	4,878,881	18	52,509	123	72,982	2,828	114,328
50 to 74 cows	1,523	1,446	89,529	84,225	75,642,973	66,785,746	1,521	1,235	60,479,178	349	3,725,170	14	104,910	42	125,234	1,510	98,682
75 to 99 cows	589	551	49,459	45,716	43,312,788	36,575,091	589	496	36,757,493	124	1,926,125	3	6,325	15	8,841	585	52,459
100 to 199 cows	642	434	81,358	54,598	72,931,794	42,825,277	642	578	65,048,280	103	2,207,379	5	43,339	12	45,203	635	88,071
200 cows and over	168	92	58,896	30,923	58,620,505	28,863,774	168	156	54,065,201	27	1,318,282	———	———	4	2,630	168	59,730
Alameda																	
Total	795	889	8,644	9,917	7,702,842	7,808,897	228	159	6,349,872	89	158,342	22	28,096	411	66,668	813	10,171
None	xxx	xxx	xxx	xxx	xxx	xxx	xxx	xxx	xxx	xxx	xxx	xxx	xxx	xxx	xxx	53	187
1 cow	427	522	427	634	285,255	369,047	21	12	4,540	5	320	7	520	236	19,627	407	530
2 cows	151		302		173,633		36	28	20,965	5	1,662	4	528	94	10,281	143	363
3 cows	32		96		51,802		14	8	7,350	7	1,592	———	———	17	2,292	31	111
4 cows	27	188	108	971	58,440	542,641	13	6	8,780	9	5,533	1	100	16	1,989	25	97
5 to 9 cows	56		350		212,972		45	14	39,607	29	24,852	6	2,128	26	4,900	53	392
10 to 14 cows	21	88	232	1,136	115,706	632,280	21	6	28,715	14	15,727	1	270	10	1,030	20	238
15 to 19 cows	13		208		100,251		12	4	24,691	7	17,326	1	1,730	7	2,659	13	225
20 to 29 cows	11	23	250	521	184,940	265,041	11	6	123,325	6	15,851	———	———	2	270	11	284
30 to 49 cows	7	25	275	863	182,740	633,346	7	6	150,640	3	5,600	———	———	———	———	7	299
50 to 74 cows	15	15	904	885	871,959	803,308	15	14	761,478	———	———	2	22,820	2	25,100	15	1,029
75 to 99 cows	16	10	1,285	864	1,324,960	867,995	16	16	1,220,960	2	22,831	———	———	———	———	16	1,527
100 to 199 cows	13	14	1,711	1,900	1,695,484	1,623,399	13	13	1,557,276	2	47,068	———	———	1	520	13	2,037
200 cows and over	6	6	2,498	2,145	2,444,720	2,071,860	6	6	2,401,545	———	———	———	———	———	———	6	2,872
Alpine																	
Total	11	13	134	207	101,285	162,715	8	2	1,080	7	24,265	———	———	———	———	11	147
None	xxx	xxx	xxx	xxx	xxx	xxx	xxx	xxx	xxx	xxx	xxx	xxx	xxx	xxx	xxx	———	———
1 cow	2	1	2	2	1,330	550	———	———	———	———	———	———	———	———	———	2	2
2 cows	———		———		———		———	———	———	———	———	———	———	———	———	———	———
3 cows	1		3		2,555		———	———	———	———	———	———	———	———	———	1	3
4 cows	1	4	4	21	2,500	11,990	1	———	———	1	500	———	———	———	———	1	2
5 to 9 cows	2		11		9,125		2	1	900	1	1,800	———	———	———	———	2	11
10 to 14 cows	1	2	14	20	10,950	16,200	1	———	———	1	1,430	———	———	———	———	1	30
15 to 19 cows	———		———		———		———	———	———	———	———	———	———	———	———	———	———
20 cows and over	4	6	100	164	74,825	134,175	4	1	180	4	20,535	———	———	———	———	4	99
Amador																	
Total	252	260	1,113	1,424	741,662	759,109	94	70	493,790	24	22,468	9	893	132	12,288	253	1,289
None	xxx	xxx	xxx	xxx	xxx	xxx	xxx	xxx	xxx	xxx	xxx	xxx	xxx	xxx	xxx	7	12
1 cow	111	155	111	233	58,972	101,677	17	14	5,097	2	326	2	150	56	4,326	106	145
2 cows	75		146		69,762		24	18	11,060	4	1,752	5	559	52	4,964	73	173
3 cows	14		42		20,893		6	2	2,620	4	1,685	———	———	9	957	14	56
4 cows	8	61	32	288	16,820	130,458	4	2	5,720	2	1,010	———	———	6	591	8	54
5 to 9 cows	17		109		61,808		14	11	43,179	2	1,249	1	104	4	1,071	16	113
10 to 14 cows	11	24	124	351	74,980	168,854	11	6	48,189	7	5,890	1	100	4	275	11	112
15 to 19 cows	3		48		24,500		3	3	22,960	———	———	———	———	1	104	3	51
20 to 29 cows	10	12	251	276	174,181	131,585	10	9	141,651	2	7,148	———	———	———	———	10	286
30 to 49 cows	2	7	60	256	42,250	159,950	2	2	40,850	———	———	———	———	———	———	2	56
50 cows and over	3	1	210	60	197,498	66,587	3	3	172,464	1	3,428	———	———	———	———	3	251

TABLE 19.—COWS MILKED AND MILK PRODUCED, 1939 AND 1929; DAIRY PRODUCTS SOLD AND BUTTER CHURNED, 1939; AND COWS KEPT FOR MILK APR. 1, 1940; BY NUMBER OF COWS MILKED, BY COUNTIES—Continued

(For explanation and definitions, see text)

STATE OR COUNTY AND NUMBER OF COWS MILKED	COWS MILKED				MILK PRODUCED (GALLONS)		DAIRY PRODUCTS SOLD, 1939							BUTTER CHURNED ON FARMS, 1939		COWS KEPT MAINLY FOR MILK PRODUCTION, APR. 1, 1940	
	Farms reporting		Number					Whole milk sold		Cream sold		Butter sold					
	1939	1929	1939	1929	1939	1929	Farms reporting	Farms reporting	Gallons	Farms reporting	Pounds of butterfat	Farms reporting	Pounds	Farms reporting	Pounds	Farms reporting	Number
CALIFORNIA—Con.																	
Butte																	
Total	1,123	994	6,058	5,343	4,049,777	3,342,213	444	208	1,849,355	251	440,469	42	4,918	502	63,906	1,107	6,986
None	xxx	xxx	xxx	xxx	xxx	xxx	xxx	xxx	xxx	xxx	xxx	xxx	xxx	xxx	xxx	61	168
1 cow	519	626	519	812	361,171	489,762	47	32	6,931	19	2,979	22	1,695	297	31,600	461	663
2 cows	214		428		267,122		55	24	13,134	33	10,836	15	1,447	127	18,470	202	534
3 cows	63		189		117,247		36	14	23,360	24	13,741	2	70	17	3,136	60	229
4 cows	38	228	152	1,111	78,512	666,950	27	6	5,333	23	12,195	1	480	15	2,790	37	163
5 to 9 cows	118		764		475,998		107	33	146,395	77	87,074	1	26	24	2,811	113	808
10 to 14 cows	55	75	657	963	405,357	656,835	54	25	193,546	29	65,249	———	———	10	2,634	55	661
15 to 19 cows	37		599		378,696		37	19	211,380	18	50,912	———	———	5	551	37	647
20 to 29 cows	37	32	834	746	583,051	469,665	37	22	279,975	15	75,971	1	1,200	4	1,552	37	886
30 to 49 cows	32	19	1,174	655	883,515	438,511	32	26	717,606	8	43,836	———	———	3	362	32	1,346
50 cows and over	12	14	742	1,056	499,110	620,490	12	7	251,695	5	77,676	———	———	———	———	12	881
Calaveras																	
Total	277	294	658	951	306,942	490,476	52	33	65,828	26	19,450	7	1,205	130	13,245	257	682
None	xxx	xxx	xxx	xxx	xxx	xxx	xxx	xxx	xxx	xxx	xxx	xxx	xxx	xxx	xxx	7	8
1 cow	157	202	157	278	80,061	119,664	7	7	2,155	———	———	2	400	66	4,468	137	182
2 cows	67		134		61,677		8	8	3,704	———	———	2	80	35	3,731	62	166
3 cows	15		45		19,111		7	5	1,968	3	1,340	———	———	9	1,638	13	41
4 cows	9	73	36	336	10,905	144,595	3	1	2,000	2	690	———	———	3	358	9	52
5 to 9 cows	15		96		39,543		14	6	10,000	10	5,231	1	156	9	1,637	15	111
10 to 14 cows	11	13	122	168	55,585	55,942	10	3	11,806	8	10,365	2	569	7	1,398	11	91
15 to 19 cows	———		———		———		———	———	———	———	———	———	———	———	———	———	———
20 to 29 cows	3	3	68	69	40,060	34,600	3	3	34,195	3	1,824	———	———	1	15	3	51
30 to 49 cows	———	3	———	100	———	135,675	———	———	———	———	———	———	———	———	———	———	———
Colusa																	
Total	380	479	3,521	4,784	2,400,575	2,982,224	181	74	1,274,574	104	272,396	11	6,584	120	22,172	367	3,534
None	xxx	xxx	xxx	xxx	xxx	xxx	xxx	xxx	xxx	xxx	xxx	xxx	xxx	xxx	xxx	18	55
1 cow	127	206	127	281	79,305	162,024	8	2	950	2	225	4	404	50	5,195	114	153
2 cows	68		136		75,992		13	2	530	9	3,701	2	164	35	4,247	65	165
3 cows	22		66		30,385		9	3	5,340	5	1,283	1	110	9	1,130	22	78
4 cows	11	141	44	703	22,701	349,190	8	1	700	7	4,910	———	———	1	100	11	63
5 to 9 cows	51		335		197,795		42	9	40,645	32	33,276	3	406	15	2,234	43	301
10 to 14 cows	28	58	315	809	205,061	474,709	28	11	78,973	17	38,298	———	———	4	1,440	24	240
15 to 19 cows	19		318		197,097		19	10	112,325	10	20,685	———	———	1	52	19	319
20 to 29 cows	22	24	504	558	367,930	404,957	22	14	218,135	8	39,763	1	5,500	4	7,574	21	537
30 to 49 cows	20	33	729	1,217	500,914	717,744	20	13	299,310	8	56,460	———	———	1	200	19	716
50 to 74 cows	9	10	527	616	387,465	458,850	9	6	255,016	5	50,395	———	———	———	———	8	570
75 to 99 cows	———	5	———	400	———	287,000	———	———	———	———	———	———	———	———	———	———	———
100 cows and over	3	2	420	200	337,930	127,750	3	3	262,650	1	23,400	———	———	———	———	3	337
Contra Costa																	
Total	589	715	4,987	8,548	3,500,988	5,360,002	238	120	2,342,997	128	203,593	12	585	201	20,375	574	6,225
None	xxx	xxx	xxx	xxx	xxx	xxx	xxx	xxx	xxx	xxx	xxx	xxx	xxx	xxx	xxx	22	150
1 cow	264	351	264	447	155,265	256,006	37	28	10,033	5	1,102	4	174	96	8,169	245	380
2 cows	104		208		106,271		20	11	5,335	8	1,491	2	95	52	5,811	92	232
3 cows	27		81		43,120		7	5	3,637	2	850	———	———	13	1,308	25	130
4 cows	21	146	84	747	45,888	423,991	9	6	9,220	3	1,089	1	40	8	1,277	19	81
5 to 9 cows	57		367		196,505		49	16	44,980	37	24,928	2	65	10	1,517	55	387
10 to 14 cows	28	91	311	1,219	186,399	733,334	28	8	59,762	21	34,685	1	100	5	448	28	314
15 to 19 cows	23		370		213,970		23	6	51,646	20	42,692	1	60	5	571	23	476
20 to 29 cows	26	53	583	1,234	273,307	683,764	26	10	108,716	17	41,801	1	51	8	1,075	26	687
30 to 49 cows	21	44	772	1,610	475,760	831,610	21	12	299,739	13	44,912	———	———	4	199	21	906
50 to 74 cows	10	15	602	863	507,459	636,688	10	10	472,349	1	5,272	———	———	———	———	10	730
75 to 99 cows	3	7	240	598	193,400	461,750	3	3	192,600	———	———	———	———	———	———	3	350
100 cows and over	5	8	1,105	1,830	1,103,624	1,332,859	5	5	1,084,970	1	4,771	———	———	———	———	5	1,402
Del Norte																	
Total	187	137	4,107	4,450	2,339,144	2,734,571	117	18	155,761	102	687,090	3	21,375	28	24,039	190	4,281
None	xxx	xxx	xxx	xxx	xxx	xxx	xxx	xxx	xxx	xxx	xxx	xxx	xxx	xxx	xxx	10	43
1 cow	43	9	43	12	22,588	8,377	6	6	2,185	———	———	1	75	10	914	38	52
2 cows	28		56		24,868		2	1	1,000	1	280	———	———	12	1,222	27	65
3 cows	5		15		7,415		2	1	100	2	266	———	———	1	150	4	14
4 cows	4	23	16	119	7,880	74,958	2	1	1,276	1	810	———	———	1	75	4	21
5 to 9 cows	21		141		70,928		19	1	3,380	19	19,891	———	———	2	98	21	133
10 to 14 cows	10	34	118	504	54,665	325,109	10	1	6,270	9	15,245	———	———	———	———	10	90
15 to 19 cows	8		128		61,455		8	———	———	8	20,551	———	———	———	———	8	151
20 to 29 cows	19	18	456	428	266,180	276,520	19	2	21,100	18	79,946	———	———	———	———	19	445
30 to 49 cows	28	22	1,106	850	615,837	467,089	28	4	47,450	25	179,647	1	8,300	1	8,300	28	1,147
50 to 74 cows	8	15	460	852	227,930	522,768	8	———	———	7	66,430	1	13,000	1	13,280	8	526
75 to 99 cows	6	10	512	847	247,540	582,233	6	———	———	6	74,619	———	———	———	———	6	491
100 cows and over	7	6	1,056	858	731,858	477,517	7	1	73,000	6	229,405	———	———	———	———	7	1,103
El Dorado																	
Total	404	448	1,997	2,303	946,232	1,114,359	141	69	241,578	80	129,481	11	1,494	270	25,686	398	2,248
None	xxx	xxx	xxx	xxx	xxx	xxx	xxx	xxx	xxx	xxx	xxx	xxx	xxx	xxx	xxx	17	41
1 cow	178	276	178	363	99,841	184,077	29	26	3,195	2	224	3	115	112	8,564	160	212
2 cows	107		214		99,467		26	12	2,490	12	2,420	6	851	83	8,318	105	264
3 cows	29		87		33,609		9	6	2,285	4	1,582	1	10	22	2,814	28	98
4 cows	12	117	48	579	16,873	271,778	8	4	811	5	1,686	———	———	9	1,094	12	58
5 to 9 cows	38		232		103,057		27	4	8,426	25	23,221	———	———	24	1,864	35	262
10 to 14 cows	10	33	112	390	48,126	224,029	10	1	2,000	9	12,609	———	———	4	220	10	143
15 to 19 cows	10		164		97,860		10	3	30,000	3	20,541	———	———	5	490	10	186
20 to 29 cows	9	5	186	109	106,050	46,140	9	4	60,000	6	8,921	———	———	4	505	8	181
30 to 49 cows	7	13	261	487	134,340	218,335	7	4	71,510	4	13,200	———	———	2	292	7	292
50 to 74 cows	3	1	170	50	84,809	28,000	3	2	38,059	2	17,000	———	———	2	250	3	179
75 to 99 cows	———	———	———	———	———	———	———	———	———	———	———	———	———	———	———	———	———
100 to 199 cows	3	3	345	325	122,200	142,000	3	3	22,802	3	28,077	1	518	3	1,275	3	332

TABLE 19.—COWS MILKED AND MILK PRODUCED, 1939 AND 1929; DAIRY PRODUCTS SOLD AND BUTTER CHURNED, 1939; AND COWS KEPT FOR MILK APR. 1, 1940; BY NUMBER OF COWS MILKED, BY COUNTIES—Continued

(For explanation and definitions, see text)

STATE OR COUNTY AND NUMBER OF COWS MILKED	COWS MILKED				MILK PRODUCED (GALLONS)		DAIRY PRODUCTS SOLD, 1939						BUTTER CHURNED ON FARMS, 1939		COWS KEPT MAINLY FOR MILK PRODUCTION, APR. 1, 1940	
	Farms reporting		Number					Whole milk sold		Cream sold		Butter sold				
	1939	1929	1939	1929	1939	1929	Farms reporting	Farms reporting	Gallons	Farms reporting	Pounds of butterfat	Farms reporting	Pounds	Farms reporting	Pounds	Farms reporting	Number
CALIFORNIA—Con.																	
Fresno																	
Total	4,259	4,289	28,958	26,260	20,710,588	18,347,570	1,849	1,520	13,459,258	293	1,405,468	88	18,956	1,416	154,085	4,303	34,859
None	xxx	xxx	xxx	xxx	xxx	xxx	xxx	xxx	xxx	xxx	xxx	xxx	xxx	xxx	xxx	228	1,005
1 cow	2,358	2,550	2,358	2,982	1,566,679	1,804,725	331	274	89,065	15	2,586	60	5,439	1,082	101,804	2,220	2,797
2 cows	496		992		802,647		196	169	149,207	18	4,854	20	1,839	222	29,006	482	1,230
3 cows	142		426		249,909		90	79	130,765	11	6,244	1	75	45	5,052	135	516
4 cows	103	871	412	4,667	288,638	3,086,112	86	68	172,188	18	14,410	3	842	20	2,779	97	470
5 to 9 cows	340		2,284		1,575,598		326	269	1,128,698	62	98,753	2	68	33	3,452	331	2,873
10 to 14 cows	218	487	2,511	6,566	1,778,833	4,802,996	218	176	1,247,347	43	133,174	—	—	5	651	217	2,849
15 to 19 cows	147		2,424		1,789,708		147	124	1,391,400	26	94,489	—	—	5	538	144	2,763
20 to 29 cows	213	200	4,923	4,566	3,528,519	3,105,475	213	170	2,581,565	45	251,332	1	10,000	2	10,060	208	5,463
30 to 49 cows	146	108	5,327	3,844	3,885,690	2,827,345	146	125	3,120,591	23	185,381	1	693	2	743	145	6,521
50 to 74 cows	55	38	3,139	2,175	2,266,950	1,625,127	55	42	1,726,655	14	159,566	—	—	—	—	55	3,377
75 to 99 cows	22	8	1,786	640	1,338,930	485,540	22	12	688,932	10	198,621	—	—	—	—	22	2,051
100 cows and over	19	7	2,376	820	1,838,467	610,250	19	12	1,032,845	8	256,058	—	—	—	—	19	2,944
Glenn																	
Total	976	956	9,727	7,515	6,190,877	5,142,524	701	294	2,594,663	424	1,060,669	7	1,450	216	26,444	940	9,634
None	xxx	xxx	xxx	xxx	xxx	xxx	xxx	xxx	xxx	xxx	xxx	xxx	xxx	xxx	xxx	16	117
1 cow	186	338	186	472	116,277	283,731	17	9	3,511	8	2,125	2	297	79	7,997	169	249
2 cows	100		200		100,493		32	7	5,205	25	7,224	1	80	55	6,437	95	264
3 cows	60		180		92,053		34	12	17,469	22	11,729	1	42	22	3,086	54	173
4 cows	58	364	224	1,956	120,186	1,255,046	49	14	23,698	36	23,660	—	—	12	2,102	52	225
5 to 9 cows	180		1,265		777,076		176	77	295,724	103	146,874	1	200	15	2,816	170	1,275
10 to 14 cows	164	156	1,899	2,080	1,202,275	1,495,808	163	70	487,073	95	215,246	1	781	19	2,823	155	1,790
15 to 19 cows	91		1,488		915,279		91	34	294,430	61	202,968	—	—	4	260	91	1,428
20 to 29 cows	84	55	1,914	1,264	1,286,845	881,030	84	39	573,109	49	236,324	1	50	9	803	84	1,765
30 to 49 cows	42	33	1,437	1,153	958,751	788,927	42	23	488,417	20	145,041	—	—	1	120	41	1,367
50 to 74 cows	10	9	595	500	448,731	386,382	10	6	234,716	5	69,480	—	—	—	—	10	640
75 cows and over	3	1	341	90	174,911	51,600	3	3	171,311	—	—	—	—	—	—	3	341
Humboldt																	
Total	1,573	1,603	23,585	26,884	17,089,726	20,664,131	1,028	831	13,159,802	217	1,015,189	31	2,467	421	49,528	1,583	24,319
None	xxx	xxx	xxx	xxx	xxx	xxx	xxx	xxx	xxx	xxx	xxx	xxx	xxx	xxx	xxx	81	587
1 cow	344	490	344	710	222,949	396,957	56	42	16,449	7	1,387	9	912	172	16,116	310	397
2 cows	247		494		264,070		75	58	47,595	11	3,333	8	506	124	14,869	233	534
3 cows	109		327		179,812		56	44	58,618	12	8,191	8	618	58	8,876	102	314
4 cows	66	412	264	2,121	143,834	1,436,511	51	40	68,467	14	8,944	3	220	19	2,696	66	267
5 to 9 cows	203		1,339		802,774		188	155	550,752	45	44,158	3	211	33	5,019	194	1,308
10 to 14 cows	104	215	1,224	2,969	867,999	2,129,080	103	83	627,499	21	57,078	—	—	7	877	100	1,274
15 to 19 cows	86		1,450		1,048,556		85	62	735,180	26	94,629	—	—	4	314	85	1,506
20 to 29 cows	125	161	2,942	3,791	2,049,248	3,217,012	125	99	1,518,005	33	172,238	—	—	—	—	124	2,811
30 to 49 cows	168	185	6,532	7,068	4,682,055	5,593,133	168	141	3,892,279	31	250,869	—	—	4	761	167	6,561
50 to 74 cows	79	87	4,756	5,144	3,801,446	4,081,530	79	70	3,226,535	9	175,287	—	—	—	—	79	4,799
75 to 99 cows	30	37	2,478	3,096	1,916,831	2,393,385	30	27	1,573,426	5	107,549	—	—	—	—	30	2,530
100 to 199 cows	12	16	1,435	1,985	1,110,152	1,416,523	12	10	844,997	3	93,506	—	—	—	—	12	1,431
Imperial																	
Total	948	1,285	12,062	24,241	7,665,473	16,225,952	399	321	5,428,285	78	462,498	22	11,867	238	39,888	954	13,174
None	xxx	xxx	xxx	xxx	xxx	xxx	xxx	xxx	xxx	xxx	xxx	xxx	xxx	xxx	xxx	55	306
1 cow	399	485	399	598	236,614	383,644	35	26	4,798	4	440	7	548	134	12,766	368	457
2 cows	157		314		168,811		24	20	11,495	—	—	7	712	65	9,631	151	408
3 cows	43		129		70,792		14	11	11,121	2	500	2	523	17	3,323	42	154
4 cows	13	96	52	494	26,681	283,812	4	4	10,240	—	—	—	—	5	535	13	65
5 to 9 cows	32		214		107,691		19	18	66,724	1	1,200	—	—	6	2,255	30	245
10 to 14 cows	20	134	239	1,987	129,627	1,269,359	19	15	84,665	5	6,622	2	1,072	2	1,104	19	263
15 to 19 cows	29		474		301,825		29	23	227,631	7	16,463	—	—	—	—	27	449
20 to 29 cows	88	219	2,073	5,252	1,401,632	3,748,892	88	64	853,048	26	131,132	3	8,700	5	9,410	83	2,175
30 to 49 cows	111	245	4,002	8,885	2,526,000	6,098,540	111	90	1,941,368	24	161,247	1	312	3	760	111	4,177
50 to 74 cows	37	82	2,148	4,729	1,341,816	2,932,070	37	33	1,146,207	6	58,350	—	—	1	104	36	2,345
75 to 99 cows	8	19	660	1,608	437,928	1,076,470	8	6	293,353	2	46,544	—	—	—	—	8	684
100 to 199 cows	11	4	1,358	488	916,056	269,165	11	11	777,637	1	40,000	—	—	—	—	11	1,446
200 cows and over	—	1	—	200	—	164,000	—	—	—	—	—	—	—	—	—	—	—
Inyo																	
Total	77	147	478	928	320,338	654,860	19	13	165,008	11	8,363	1	180	25	5,515	70	921
None	xxx	xxx	xxx	xxx	xxx	xxx	xxx	xxx	xxx	xxx	xxx	xxx	xxx	xxx	xxx	2	2
1 cow	24	77	24	103	17,765	60,542	2	2	950	—	—	—	—	3	320	25	25
2 cows	27		54		35,635		2	1	950	—	—	1	180	11	2,185	22	47
3 cows	6		18		10,065		—	—	—	—	—	—	—	5	1,180	3	406
4 cows	3	37	12	160	8,780	91,035	2	—	—	2	578	—	—	1	450	3	13
5 to 9 cows	6		35		26,200		2	2	10,200	—	—	—	—	2	460	6	46
10 to 14 cows	3	22	37	307	24,325	235,583	3	1	13,000	3	1,530	—	—	2	900	3	57
15 to 19 cows	3		49		33,218		3	3	29,208	2	240	—	—	1	20	3	70
20 to 29 cows	2	6	50	136	32,650	93,150	2	1	12,700	1	3,265	—	—	—	—	2	50
30 cows and over	3	5	199	222	131,700	174,550	3	3	98,000	3	2,730	—	—	—	—	3	205

TABLE 19.—COWS MILKED AND MILK PRODUCED, 1939 AND 1929; DAIRY PRODUCTS SOLD AND BUTTER CHURNED, 1939; AND COWS KEPT FOR MILK APR. 1, 1940; BY NUMBER OF COWS MILKED, BY COUNTIES—Continued

(For explanation and definitions, see text)

STATE OR COUNTY AND NUMBER OF COWS MILKED	COWS MILKED				MILK PRODUCED (GALLONS)		DAIRY PRODUCTS SOLD, 1939							BUTTER CHURNED ON FARMS, 1939		COWS KEPT MAINLY FOR MILK PRODUCTION, APR. 1, 1940	
	Farms reporting		Number					Whole milk sold		Cream sold		Butter sold					
	1939	1929	1939	1929	1939	1929	Farms reporting	Farms reporting	Gallons	Farms reporting	Pounds of butterfat	Farms reporting	Pounds	Farms reporting	Pounds	Farms reporting	Number
CALIFORNIA—Con.																	
Kern																	
Total	943	1,262	8,870	8,433	6,994,153	6,160,721	286	210	5,536,483	79	183,856	22	2,181	438	62,253	968	10,044
None	xxx	xxx	xxx	xxx	xxx	xxx	xxx	xxx	xxx	xxx	xxx	xxx	xxx	xxx	xxx	68	225
1 cow	473	820	473	987	325,492	517,364	59	45	13,285	10	1,174	9	665	242	25,251	447	609
2 cows	209		418		240,990		44	34	16,433	8	1,515	7	766	123	14,972	201	507
3 cows	64		192		106,383		21	16	22,695	5	1,924	1	100	29	3,581	62	211
4 cows	33	207	132	1,064	81,050	615,789	19	5	5,195	14	7,452	3	500	15	2,942	32	132
5 to 9 cows	34		205		120,549		16	5	12,290	11	12,134	1	100	20	4,037	32	251
10 to 14 cows	21	104	238	1,416	163,826	999,171	20	13	110,345	8	12,321	1	50	3	368	21	259
15 to 19 cows	13		202		135,185		12	8	85,330	4	10,837	-----	-----	1	5	13	215
20 to 29 cows	15	58	346	1,364	231,200	1,031,355	15	12	163,452	5	16,485	-----	-----	1	80	13	351
30 to 49 cows	33	51	1,181	1,863	867,761	1,503,686	33	27	673,745	8	49,072	-----	-----	3	117	32	1,240
50 to 74 cows	22	14	1,263	845	1,082,120	725,651	21	20	983,825	2	14,575	-----	-----	1	10,900	21	1,416
75 to 99 cows	11	5	918	386	701,388	283,218	11	11	644,514	2	17,367	-----	-----	-----	-----	11	905
100 to 199 cows	9	1	1,047	100	848,940	78,000	9	8	727,452	2	39,000	-----	-----	-----	-----	9	1,180
200 cows and over	6	2	2,255	408	2,089,269	406,487	6	6	2,077,922	-----	-----	-----	-----	-----	-----	6	2,543
Kings																	
Total	1,419	1,454	21,468	18,822	17,205,262	14,308,103	1,099	927	14,597,850	176	608,544	5	172	149	12,107	1,446	25,442
None	xxx	xxx	xxx	xxx	xxx	xxx	xxx	xxx	xxx	xxx	xxx	xxx	xxx	xxx	xxx	76	735
1 cow	284	398	284	505	183,805	325,290	31	24	15,990	4	726	5	172	105	8,193	259	409
2 cows	95		190		124,897		39	34	37,670	6	1,634	-----	-----	32	3,257	88	262
3 cows	61		183		124,063		52	37	67,702	15	7,782	-----	-----	4	242	58	283
4 cows	49	371	196	2,094	144,233	1,494,145	48	34	87,012	15	13,874	-----	-----	3	190	48	247
5 to 9 cows	219		1,518		1,113,861		218	170	829,082	48	70,030	-----	-----	1	52	214	1,697
10 to 14 cows	161	332	1,898	4,639	1,414,380	3,483,997	161	129	1,089,814	32	82,719	-----	-----	-----	-----	158	2,184
15 to 19 cows	131		2,177		1,711,848		131	120	1,525,344	11	44,210	-----	-----	1	5	130	2,433
20 to 29 cows	190	211	4,480	4,844	3,535,631	3,969,098	190	173	3,241,062	19	79,109	-----	-----	1	150	189	5,144
30 to 49 cows	167	103	6,068	3,610	5,131,824	2,750,134	167	150	4,528,732	18	159,505	-----	-----	2	18	164	6,819
50 to 74 cows	45	26	2,580	1,486	2,141,906	1,112,028	45	41	1,904,737	5	62,572	-----	-----	-----	-----	45	3,048
75 to 99 cows	10	5	814	401	687,052	341,400	10	10	673,903	1	1,440	-----	-----	-----	-----	10	983
100 cows and over	7	8	1,080	1,243	891,762	832,011	7	5	596,802	2	82,943	-----	-----	-----	-----	7	1,198
Lake																	
Total	412	473	1,842	1,819	1,129,924	1,192,416	162	86	512,126	78	98,642	15	1,362	238	25,012	406	1,827
None	xxx	xxx	xxx	xxx	xxx	xxx	xxx	xxx	xxx	xxx	xxx	xxx	xxx	xxx	xxx	24	72
1 cow	164	291	164	374	115,357	231,781	16	8	2,115	4	850	4	664	119	11,766	149	223
2 cows	90		180		97,971		17	6	2,885	8	3,625	6	340	68	6,862	80	168
3 cows	31		93		42,781		14	6	5,280	6	3,442	3	206	18	2,046	30	93
4 cows	20	132	80	663	45,433	421,068	11	4	10,530	8	3,778	-----	-----	7	1,084	20	85
5 to 9 cows	60		382		223,111		57	25	75,476	35	35,231	1	100	14	1,546	58	387
10 to 14 cows	19	40	214	503	147,233	316,967	19	13	75,523	8	20,702	1	52	6	1,129	19	207
15 to 19 cows	12		199		141,386		12	9	68,573	6	21,089	-----	-----	3	225	11	189
20 to 29 cows	8	7	194	150	128,633	121,600	8	7	101,358	2	8,925	-----	-----	2	250	7	150
30 to 49 cows	8	2	336	85	188,019	48,000	8	8	170,386	1	1,000	-----	-----	1	104	8	253
50 to 74 cows	-----	1	-----	64	-----	53,000	-----	-----	-----	-----	-----	-----	-----	-----	-----	-----	-----
Lassen																	
Total	349	354	2,674	3,489	1,607,380	2,360,956	210	40	493,160	176	257,816	8	1,095	119	16,238	330	2,888
None	xxx	xxx	xxx	xxx	xxx	xxx	xxx	xxx	xxx	xxx	xxx	xxx	xxx	xxx	xxx	10	22
1 cow	70	81	70	124	28,368	56,080	9	4	432	4	472	2	72	27	2,809	59	96
2 cows	63		126		49,389		12	2	2,660	8	1,461	2	210	31	3,296	54	113
3 cows	28		84		35,601		14	2	650	12	4,272	-----	-----	12	1,948	26	81
4 cows	24	125	96	688	42,711	422,357	17	-----	-----	17	7,580	1	35	9	1,482	23	96
5 to 9 cows	72		470		247,054		68	5	3,258	65	56,216	3	778	28	5,149	69	513
10 to 14 cows	42	96	480	1,228	271,292	829,418	40	10	45,818	34	57,254	-----	-----	6	872	39	473
15 to 19 cows	16		268		162,276		16	1	18,250	15	36,674	-----	-----	2	260	16	274
20 to 29 cows	18	34	426	789	277,195	532,551	19	7	90,220	14	42,834	-----	-----	3	370	19	391
30 cows and over	15	18	654	660	493,494	520,550	15	9	331,872	7	51,053	-----	-----	1	52	15	829
Los Angeles																	
Total	2,105	1,697	77,888	47,049	82,906,224	47,206,657	1,090	1,017	79,109,959	83	587,689	104	21,067	814	118,267	2,134	75,788
None	xxx	xxx	xxx	xxx	xxx	xxx	xxx	xxx	xxx	xxx	xxx	xxx	xxx	xxx	xxx	148	1,684
1 cow	873	781	873	921	664,740	593,846	192	157	60,691	9	925	49	4,256	504	54,670	798	1,032
2 cows	291		582		388,300		85	71	49,410	6	1,468	24	3,200	181	27,586	272	664
3 cows	93		279		161,892		22	19	19,226	1	30	8	1,515	54	11,251	91	317
4 cows	29	86	116	423	64,330	403,501	18	13	15,540	2	210	7	1,660	18	4,157	25	109
5 to 9 cows	60		368		221,141		25	19	50,675	4	2,586	7	2,511	31	8,422	57	477
10 to 14 cows	28	79	333	1,163	279,158	1,139,663	23	20	215,270	3	2,900	2	1,920	7	3,702	26	363
15 to 19 cows	26		429		353,670		25	23	318,786	5	5,385	-----	-----	4	304	23	383
20 to 29 cows	49	213	1,168	5,147	1,171,382	5,509,907	47	47	1,075,957	5	4,630	1	20	4	285	46	1,181
30 to 49 cows	154	264	5,837	9,828	6,033,798	10,169,034	153	153	5,891,882	11	11,318	2	1,070	3	1,475	153	5,934
50 to 74 cows	187	142	11,316	8,398	12,575,703	9,185,568	187	183	12,227,229	14	83,825	2	3,040	4	3,210	184	11,221
75 to 99 cows	110	59	9,526	4,946	10,430,673	4,793,474	110	109	10,218,439	5	49,818	1	1,825	1	1,825	108	8,405
100 to 199 cows	142	49	18,554	6,439	20,034,176	6,024,218	142	142	19,842,603	10	30,644	1	50	1	200	140	17,073
200 cows and over	63	24	28,507	9,784	30,527,460	9,387,448	63	61	29,124,251	8	393,952	-----	-----	2	1,180	63	26,945

TABLE 19.—COWS MILKED AND MILK PRODUCED, 1939 AND 1929; DAIRY PRODUCTS SOLD AND BUTTER CHURNED, 1939; AND COWS KEPT FOR MILK APR. 1, 1940; BY NUMBER OF COWS MILKED, BY COUNTIES—Continued

(For explanation and definitions, see text)

STATE OR COUNTY AND NUMBER OF COWS MILKED	COWS MILKED				MILK PRODUCED (GALLONS)		DAIRY PRODUCTS SOLD, 1939						BUTTER CHURNED ON FARMS, 1939		COWS KEPT MAINLY FOR MILK PRODUCTION, APR. 1, 1940	
	Farms reporting		Number					Whole milk sold		Cream sold		Butter sold				
	1939	1929	1939	1929	1939	1929	Farms reporting	Farms reporting	Gallons	Farms reporting	Pounds of butterfat	Farms reporting	Pounds	Farms reporting	Pounds	Farms reporting	Number
CALIFORNIA—Con.																	
Madera																	
Total	761	776	6,853	7,635	5,778,649	6,136,901	359	336	4,915,518	20	84,920	4	600	254	31,228	786	8,172
None	xxx	xxx	xxx	xxx	xxx	xxx	xxx	xxx	xxx	xxx	xxx	xxx	xxx	xxx	xxx	36	82
1 cow	343	331	343	410	226,706	253,058	35	33	14,828	———	———	2	248	173	19,121	338	562
2 cows	98		196		131,525		30	29	27,450	———	———	1	156	40	5,251	96	224
3 cows	42		126		85,462		26	24	33,091	1	1,200	1	190	19	3,258	41	154
4 cows	11	160	44	966	33,164	693,442	8	7	15,985	1	750	———	———	5	676	11	61
5 to 9 cows	76		525		408,328		72	66	324,437	6	8,215	———	———	10	2,154	77	707
10 to 14 cows	58	124	682	1,686	476,061	1,351,597	55	51	419,972	5	11,888	———	———	5	516	54	757
15 to 19 cows	34		561		434,228		34	34	407,781	———	———	———	———	2	252	34	669
20 to 29 cows	39	78	931	1,807	749,242	1,460,185	39	36	650,753	3	17,242	———	———	———	———	39	1,128
30 to 49 cows	35	46	1,337	1,707	1,214,706	1,319,220	35	32	1,083,504	3	30,877	———	———	———	———	35	1,522
50 to 74 cows	16	10	902	571	817,342	466,640	16	15	749,362	1	14,748	———	———	———	———	16	1,046
75 to 99 cows	3	3	252	260	276,560	228,189	3	3	273,505	———	———	———	———	———	———	3	266
100 cows and over	6	4	974	428	925,325	564,570	6	6	914,850	———	———	———	———	———	———	6	994
Marin																	
Total	394	460	23,140	22,383	17,437,716	13,768,408	329	173	11,765,553	167	1,713,859	5	16,275	39	21,531	396	25,479
None	xxx	xxx	xxx	xxx	xxx	xxx	xxx	xxx	xxx	xxx	xxx	xxx	xxx	xxx	xxx	15	175
1 cow	44	67	44	86	28,291	61,050	3	2	800	1	281	3	145	18	2,150	39	58
2 cows	23		46		22,917		9	1	1,635	8	2,766	1	130	8	1,164	20	43
3 cows	12		36		20,361		8	3	3,980	5	2,325	———	———	4	676	11	39
4 cows	9	60	36	327	26,880	203,783	4	———	———	4	4,728	———	———	2	260	9	38
5 to 9 cows	18		121		79,130		17	6	19,870	11	15,441	———	———	2	204	16	164
10 to 14 cows	12	39	147	561	76,185	346,636	12	4	26,102	9	16,650	———	———	2	171	12	160
15 to 19 cows	10		161		96,129		10	4	44,302	7	16,022	———	———	———	———	10	192
20 to 29 cows	29	39	697	955	469,146	613,547	29	12	129,404	20	99,183	———	———	———	———	28	795
30 to 49 cows	51	55	1,929	2,154	1,382,759	1,255,562	51	18	484,136	33	269,088	1	16,000	1	16,000	50	2,026
50 to 74 cows	65	91	3,878	5,308	2,518,598	3,272,045	65	43	1,681,357	24	251,237	———	———	———	———	65	4,368
75 to 99 cows	44	50	3,743	4,180	2,692,627	2,574,985	44	26	1,633,130	20	325,630	———	———	1	156	44	4,036
100 to 199 cows	62	49	7,869	6,465	5,837,062	4,002,305	62	42	4,071,670	21	530,081	———	———	———	———	62	8,760
200 cows and over	15	10	4,433	2,347	4,187,611	1,440,495	15	12	3,669,167	4	180,427	———	———	1	750	15	4,625
Mariposa																	
Total	201	156	358	420	156,789	171,649	14	11	10,912	2	699	1	50	80	10,339	181	406
None	xxx	xxx	xxx	xxx	xxx	xxx	xxx	xxx	xxx	xxx	xxx	xxx	xxx	xxx	xxx	6	29
1 cow	112	120	112	176	60,553	70,614	3	3	2,024	———	———	———	———	34	3,643	96	146
2 cows	60		120		48,897		4	2	632	1	109	1	50	34	4,904	53	115
3 cows	10		30		11,493		1	1	456	———	———	———	———	4	610	10	36
4 cows	9	36	36	244	10,415	101,035	2	2	900	———	———	———	———	3	340	6	23
5 cows and over	10		60		25,431		4	3	6,900	1	590	———	———	5	842	10	57
Mendocino																	
Total	1,169	1,103	6,370	7,037	3,774,080	4,522,735	479	145	817,076	342	704,561	57	9,377	778	93,396	1,166	6,812
None	xxx	xxx	xxx	xxx	xxx	xxx	xxx	xxx	xxx	xxx	xxx	xxx	xxx	xxx	xxx	54	161
1 cow	490	637	490	869	293,206	499,736	50	22	2,965	18	3,115	18	1,281	364	34,196	456	625
2 cows	272		544		292,934		81	25	6,690	47	21,499	21	1,816	217	27,856	262	706
3 cows	92		276		132,011		48	14	10,750	33	14,045	7	1,152	69	9,738	89	294
4 cows	30	252	120	1,234	51,282	704,316	18	6	1,098	16	6,535	1	70	22	3,716	30	131
5 to 9 cows	97		628		338,087		94	16	30,344	82	82,398	6	3,892	54	9,474	91	572
10 to 14 cows	52	111	598	1,505	330,120	956,146	52	15	59,112	43	81,989	3	166	21	2,787	50	569
15 to 19 cows	43		698		415,490		43	10	82,515	36	102,551	———	———	17	2,259	43	686
20 to 29 cows	50	50	1,172	1,159	675,482	729,547	50	23	253,083	35	113,538	———	———	9	1,842	50	1,215
30 to 49 cows	32	42	1,126	1,532	737,558	1,090,730	32	10	164,319	24	177,218	1	1,000	4	1,268	30	1,058
50 cows and over	11	11	718	738	507,910	542,260	11	4	206,200	8	101,673	———	———	1	260	11	795
Merced																	
Total	2,391	2,305	42,502	36,952	37,541,548	31,274,921	1,889	1,816	34,665,077	70	436,089	14	2,149	197	24,842	2,385	49,409
None	xxx	xxx	xxx	xxx	xxx	xxx	xxx	xxx	xxx	xxx	xxx	xxx	xxx	xxx	xxx	74	1,034
1 cow	441	647	441	814	316,020	543,558	56	47	18,790	1	280	8	599	122	10,977	400	695
2 cows	163		326		233,100		76	73	98,582	3	1,030	2	600	40	6,484	160	501
3 cows	90		270		205,208		73	67	145,012	5	2,852	2	150	10	1,950	89	327
4 cows	77	542	308	2,994	234,155	2,190,260	72	69	193,490	3	2,356	———	———	9	1,541	76	427
5 to 9 cows	340		2,337		1,933,259		333	321	1,746,877	12	19,454	———	———	8	1,553	332	2,717
10 to 14 cows	324	431	3,766	5,925	3,116,656	4,875,273	324	313	2,949,108	11	36,516	1	300	3	552	318	4,449
15 to 19 cows	205		3,384		2,963,378		204	196	2,709,542	10	49,957	1	500	1	1,090	200	4,000
20 to 29 cows	283	256	6,628	5,941	5,919,755	5,044,829	283	276	5,550,043	8	54,822	———	———	2	640	276	7,465
30 to 49 cows	275	281	10,055	10,374	9,357,427	9,114,875	275	268	8,858,725	8	81,029	———	———	1	100	268	11,179
50 to 74 cows	124	95	7,257	5,391	6,551,880	4,772,550	124	118	5,876,505	8	161,340	———	———	1	155	124	8,347
75 to 99 cows	35	30	2,935	2,486	2,578,252	2,085,875	35	34	2,450,755	1	26,453	———	———	———	———	35	3,314
100 to 199 cows	30	22	3,785	2,727	3,322,198	2,371,701	30	30	3,261,148	———	———	———	———	———	———	29	3,884
200 cows and over	4	1	1,010	300	810,300	276,000	4	4	806,500	———	———	———	———	———	———	4	1,070
Modoc																	
Total	538	496	3,602	4,525	2,083,176	2,374,991	343	112	350,537	253	349,052	12	8,273	203	32,444	524	4,203
None	xxx	xxx	xxx	xxx	xxx	xxx	xxx	xxx	xxx	xxx	xxx	xxx	xxx	xxx	xxx	18	372
1 cow	89	115	89	169	52,070	75,701	10	6	2,643	2	315	2	105	41	3,172	77	110
2 cows	91		182		87,427		24	11	5,084	14	3,159	———	———	60	6,387	85	209
3 cows	47		141		75,998		27	11	9,876	16	7,742	3	172	19	2,307	45	167
4 cows	35	197	140	1,145	73,041	551,480	23	7	7,702	19	8,999	1	210	12	1,822	35	152
5 to 9 cows	140		947		517,641		125	35	82,067	98	89,545	3	2,432	43	7,659	132	1,025
10 to 14 cows	76	140	859	1,881	495,430	1,065,580	76	22	67,606	61	99,005	2	354	18	4,312	75	882
15 to 19 cows	30		491		289,031		30	10	58,191	22	59,938	———	———	3	464	29	557
20 to 29 cows	20	41	475	1,091	311,043	558,144	20	6	55,683	16	65,385	———	———	4	645	20	484
30 to 49 cows	8	———	278	———	181,495	———	8	4	61,685	5	14,966	1	5,000	3	5,696	8	245
50 to 74 cows	———	2	———	111	———	71,336	———	———	———	———	———	———	———	———	———	———	———
75 to 99 cows	———	———	———	———	———	———	———	———	———	———	———	———	———	———	———	———	———
100 to 199 cows	———	1	———	150	———	54,750	———	———	———	———	———	———	———	———	———	———	———

TABLE 19.—COWS MILKED AND MILK PRODUCED, 1939 AND 1929; DAIRY PRODUCTS SOLD AND BUTTER CHURNED, 1939; AND COWS KEPT FOR MILK APR. 1, 1940; BY NUMBER OF COWS MILKED, BY COUNTIES—Continued

(For explanation and definitions, see text)

STATE OR COUNTY AND NUMBER OF COWS MILKED	COWS MILKED				MILK PRODUCED (GALLONS)		DAIRY PRODUCTS SOLD, 1939							BUTTER CHURNED ON FARMS, 1939		COWS KEPT MAINLY FOR MILK PRODUCTION, APR. 1, 1940	
	Farms reporting		Number					Whole milk sold		Cream sold		Butter sold					
	1939	1929	1939	1929	1939	1929	Farms reporting	Farms reporting	Gallons	Farms reporting	Pounds of butterfat	Farms reporting	Pounds	Farms reporting	Pounds	Farms reporting	Number
CALIFORNIA—Con.																	
Mono																	
Total	60	41	399	238	196,899	149,852	27	15	18,549	15	40,999	1	300	20	3,817	59	604
None	xxx	xxx	xxx	xxx	xxx	xxx	xxx	xxx	xxx	xxx	xxx	xxx	xxx	xxx	xxx	1	2
1 cow	16	15	16	24	8,276	12,945	2	2	240	———	———	———	———	6	745	14	14
2 cows	12		24		14,134		4	4	1,364	———	———	1	300	6	1,822	12	45
3 cows	6		18		7,650		2	1	50	1	2,000	———	———	1	50	6	23
4 cows	2	20	8	87	4,650	45,457	———	———	———	———	———	———	———	———	———	2	8
5 to 9 cows	10		64		29,050		8	5	7,725	3	1,800	———	———	4	585	10	72
10 to 14 cows	6		72		30,350		3	1	3,000	3	9,100	———	———	———	———	6	258
15 to 19 cows	2	2	33	28	16,389	21,450	2	1	170	2	1,657	———	———	———	———	2	38
20 cows and over	6	4	164	99	86,400	70,000	6	1	6,000	6	26,442	———	———	3	615	6	144
Monterey																	
Total	775	927	11,505	18,819	9,546,719	16,452,223	318	235	8,293,260	80	166,773	20	2,344	374	50,890	761	13,498
None	xxx	xxx	xxx	xxx	xxx	xxx	xxx	xxx	xxx	xxx	xxx	xxx	xxx	xxx	xxx	32	441
1 cow	273	413	273	571	176,303	302,791	25	21	7,154	2	395	6	334	167	14,462	248	343
2 cows	148		296		149,778		19	11	5,032	5	1,630	4	605	98	13,855	136	409
3 cows	58		174		85,184		17	6	8,519	8	3,475	3	306	38	7,202	55	221
4 cows	31	204	124	1,000	66,325	626,471	11	8	22,071	4	1,757	1	100	17	2,577	31	146
5 to 9 cows	64		411		225,277		47	19	43,525	29	27,507	5	849	37	8,849	62	480
10 to 14 cows	30	59	342	795	215,996	509,484	28	15	125,520	14	22,515	———	———	8	1,781	29	384
15 to 19 cows	21		344		242,503		21	11	126,566	10	35,524	———	———	4	1,117	21	374
20 to 29 cows	31	41	742	944	584,496	732,302	31	28	512,965	3	17,912	———	———	———	———	30	856
30 to 49 cows	49	51	1,801	1,984	1,331,864	1,759,922	49	46	1,214,145	3	28,808	1	150	4	631	47	2,208
50 to 74 cows	22	78	1,356	4,867	1,180,967	4,180,303	22	22	1,080,970	1	15,000	———	———	———	———	22	1,429
75 to 99 cows	18	48	1,500	3,999	1,396,165	3,752,982	18	18	1,375,559	———	———	———	———	1	416	18	1,644
100 to 199 cows	26	29	3,219	3,492	2,908,706	3,264,068	26	26	2,791,659	1	12,250	———	———	———	———	26	3,681
200 cows and over	4	4	923	1,367	983,155	1,343,900	4	4	979,575	———	———	———	———	———	———	4	882
Napa																	
Total	643	668	4,122	4,285	3,122,610	2,995,873	226	139	1,857,081	87	209,822	21	2,347	359	41,322	637	5,063
None	xxx	xxx	xxx	xxx	xxx	xxx	xxx	xxx	xxx	xxx	xxx	xxx	xxx	xxx	xxx	28	190
1 cow	314	438	314	564	226,629	355,043	46	38	12,472	2	138	11	837	203	21,101	292	454
2 cows	146		292		173,989		40	27	18,573	9	2,998	5	862	81	9,907	137	292
3 cows	54		162		97,225		24	18	17,553	7	3,259	2	188	28	4,342	52	192
4 cows	23	139	92	673	58,305	391,941	17	7	14,970	9	5,770	1	154	12	1,592	23	101
5 to 9 cows	33		217		135,491		28	9	24,904	20	16,783	2	306	17	2,212	32	211
10 to 14 cows	20	33	225	430	157,764	295,348	19	4	26,600	16	35,368	———	———	7	1,046	20	240
15 to 19 cows	11		175		103,016		10	3	30,676	7	18,424	———	———	4	350	11	167
20 to 29 cows	14	13	322	303	212,300	181,380	14	7	96,441	10	24,538	———	———	6	652	14	325
30 to 49 cows	8	25	292	873	232,095	591,660	8	7	203,000	1	7,642	———	———	———	———	8	293
50 to 74 cows	6	13	393	774	284,135	594,192	6	6	255,644	1	640	———	———	———	———	6	388
75 to 99 cows	5	5	435	382	391,950	319,550	5	5	351,780	1	11,000	———	———	1	120	5	561
100 cows and over	9	2	1,203	286	1,049,711	266,759	9	8	804,468	4	83,262	———	———	———	———	9	1,649
Nevada																	
Total	280	306	1,458	1,967	821,918	1,145,244	117	49	348,346	73	79,207	11	1,971	174	21,536	277	1,857
None	xxx	xxx	xxx	xxx	xxx	xxx	xxx	xxx	xxx	xxx	xxx	xxx	xxx	xxx	xxx	14	24
1 cow	105	141	105	190	51,799	105,998	12	10	3,070	1	300	3	110	68	5,651	93	147
2 cows	58		116		56,370		15	8	4,355	8	1,586	2	200	37	4,729	54	144
3 cows	24		72		35,744		10	7	3,292	5	1,977	1	104	20	3,140	23	66
4 cows	14	99	56	497	31,715	234,838	6	1	2,000	4	3,413	1	400	13	1,832	14	65
5 to 9 cows	32		196		98,548		28	3	3,930	26	16,505	2	500	20	3,238	32	247
10 to 14 cows	25	42	278	564	157,528	337,423	24	8	46,015	18	29,138	———	———	10	1,700	25	360
15 to 19 cows	9		149		83,130		9	1	13,870	8	16,169	2	657	4	1,003	9	184
20 to 29 cows	5	14	113	314	61,819	243,120	5	3	37,584	2	8,253	———	———	2	243	5	98
30 to 49 cows	4	9	159	312	112,275	183,865	4	4	105,710	1	1,866	———	———	———	———	4	166
50 to 74 cows	4	———	214	———	132,890	———	4	4	128,520	———	———	———	———	———	———	4	356
75 to 99 cows	———	1	———	90	———	40,000	———	———	———	———	———	———	———	———	———	———	———
Orange																	
Total	489	642	7,904	6,187	7,708,178	5,642,858	213	192	6,872,796	20	135,871	33	5,093	163	22,385	503	8,677
None	xxx	xxx	xxx	xxx	xxx	xxx	xxx	xxx	xxx	xxx	xxx	xxx	xxx	xxx	xxx	32	224
1 cow	280	471	280	538	189,035	328,165	55	46	14,101	2	14	15	659	98	9,981	245	279
2 cows	81		162		103,297		34	28	24,077	2	287	11	1,378	43	6,362	78	201
3 cows	24		72		38,499		8	7	6,375	———	———	1	540	6	1,566	24	99
4 cows	7	46	28	213	18,480	137,310	4	3	1,950	———	———	2	816	4	1,245	7	54
5 to 9 cows	14		84		47,260		10	10	35,305	———	———	2	180	4	620	14	102
10 to 14 cows	4	20	44	274	33,100	264,320	3	2	18,100	1	3,189	———	———	———	———	4	44
15 to 19 cows	7		115		112,950		7	7	96,533	1	1,413	1	520	4	856	7	141
20 to 29 cows	14	34	345	831	310,346	728,514	14	14	290,910	7	3,792	———	———	1	400	14	411
30 to 49 cows	24	33	960	1,202	1,010,457	1,128,992	24	24	953,087	———	———	———	———	1	104	24	1,085
50 to 74 cows	22	23	1,319	1,301	1,287,654	1,146,688	22	20	1,139,578	5	39,416	1	1,000	2	1,251	22	1,395
75 to 99 cows	14	8	1,205	693	1,262,350	716,915	14	13	1,157,750	1	36,000	———	———	———	———	14	1,178
100 to 199 cows	9	5	1,105	571	1,081,450	601,550	9	9	1,079,350	———	———	———	———	———	———	9	1,093
200 cows and over	9	2	2,205	564	2,213,300	590,404	9	9	2,055,700	1	51,760	———	———	———	———	9	2,371

TABLE 19.—COWS MILKED AND MILK PRODUCED, 1939 AND 1929; DAIRY PRODUCTS SOLD AND BUTTER CHURNED, 1939; AND COWS KEPT FOR MILK APR. 1, 1940; BY NUMBER OF COWS MILKED, BY COUNTIES—Continued

(For explanation and definitions, see text)

STATE OR COUNTY AND NUMBER OF COWS MILKED	COWS MILKED				MILK PRODUCED (GALLONS)		DAIRY PRODUCTS SOLD, 1939							BUTTER CHURNED ON FARMS, 1939		COWS KEPT MAINLY FOR MILK PRODUCTION, APR. 1, 1940	
	Farms reporting		Number					Whole milk sold		Cream sold		Butter sold					
	1939	1929	1939	1929	1939	1929	Farms reporting	Farms reporting	Gallons	Farms reporting	Pounds of butterfat	Farms reporting	Pounds	Farms reporting	Pounds	Farms reporting	Number
CALIFORNIA—Con.																	
Placer																	
Total	603	505	2,844	2,210	1,651,362	1,290,486	190	49	512,121	147	191,452	14	7,674	363	47,170	613	3,545
None	xxx	xxx	xxx	xxx	xxx	xxx	xxx	xxx	xxx	xxx	xxx	xxx	xxx	xxx	xxx	31	66
1 cow	268	331	268	424	172,051	240,900	10	6	1,945	3	638	3	250	158	14,698	254	399
2 cows	127		254		146,405		18	3	1,052	13	6,035	2	570	90	11,377	125	312
3 cows	44		132		75,652		21	3	562	16	4,488	5	1,410	36	6,527	44	135
4 cows	29	127	116	613	61,320	328,368	15	2	1,125	14	9,761	——	——	17	1,878	28	163
5 to 9 cows	61		405		231,983		53	6	16,605	48	45,693	1	665	32	4,589	61	488
10 to 14 cows	31	28	358	371	184,376	256,310	31	3	15,000	28	49,241	2	779	19	3,259	30	424
15 to 19 cows	13		213		131,610		12	5	52,469	10	21,461	——	——	2	206	12	217
20 to 29 cows	14	5	321	123	207,171	63,000	14	10	129,404	9	23,594	——	——	6	590	13	410
30 to 49 cows	8	8	270	286	163,075	194,503	8	5	93,455	4	16,888	——	——	2	46	7	258
50 cows and over	8	6	507	393	277,739	207,405	8	6	200,504	2	13,653	1	4,000	1	4,000	8	673
Plumas																	
Total	124	151	1,944	2,518	1,045,002	1,477,406	93	16	300,779	78	188,967	1	10	35	3,833	122	2,157
None	xxx	xxx	xxx	xxx	xxx	xxx	xxx	xxx	xxx	xxx	xxx	xxx	xxx	xxx	xxx	1	37
1 cow	25	35	25	47	12,209	30,835	2	——	——	2	90	——	——	10	812	23	30
2 cows	7		14		7,860		5	2	1,800	3	858	——	——	4	234	7	18
3 cows	3		9		3,690		1	——	——	1	200	——	——	2	110	3	10
4 cows	7	27	28	151	10,875	93,310	5	——	——	5	2,640	——	——	2	200	7	29
5 to 9 cows	13		93		47,569		11	——	——	11	9,224	——	——	2	505	13	134
10 to 14 cows	16	40	180	578	85,185	353,605	16	——	——	16	25,177	——	——	5	504	15	176
15 to 19 cows	13		204		106,675		13	1	1,270	12	24,532	1	10	4	446	13	196
20 to 29 cows	16	24	379	589	219,506	337,629	16	2	26,000	14	49,068	——	——	3	589	16	398
30 to 49 cows	17	16	607	608	329,159	326,677	17	7	113,374	11	50,750	——	——	3	433	17	641
50 cows and over	7	9	405	545	222,274	335,350	7	4	158,335	3	26,428	——	——	——	——	7	488
Riverside																	
Total	1,381	1,084	6,862	6,295	5,114,624	4,529,081	422	289	3,317,813	76	122,611	135	19,656	852	114,609	1,429	7,822
None	xxx	xxx	xxx	xxx	xxx	xxx	xxx	xxx	xxx	xxx	xxx	xxx	xxx	xxx	xxx	135	503
1 cow	868	848	868	1,008	621,733	626,165	176	130	31,616	5	794	71	6,177	547	60,461	800	1,023
2 cows	274		548		352,531		89	60	24,797	5	1,435	39	6,474	196	29,829	262	605
3 cows	80		180		107,189		17	7	1,965	6	1,975	9	1,471	45	8,697	58	183
4 cows	28	100	112	471	74,525	264,348	11	4	6,456	3	2,695	6	1,372	18	3,955	27	170
5 to 9 cows	35		231		129,234		21	6	6,590	14	14,337	4	1,835	17	4,443	32	220
10 to 14 cows	24	46	267	630	138,472	408,956	19	7	40,093	11	20,505	1	120	12	3,790	24	252
15 to 19 cows	15		255		186,701		15	12	123,301	10	16,794	——	——	6	529	14	239
20 to 29 cows	25	31	572	729	405,553	541,394	24	21	317,174	7	9,258	3	1,843	7	2,129	25	520
30 to 49 cows	26	31	1,021	1,071	717,719	783,790	25	18	518,553	12	38,598	1	264	3	576	26	960
50 to 74 cows	12	19	725	1,135	612,771	753,222	11	10	505,521	2	15,328	1	100	1	200	12	902
75 to 99 cows	4	4	367	349	348,070	387,595	4	4	344,190	——	——	——	——	——	——	4	439
100 to 199 cows	7	4	916	552	882,560	406,191	7	7	868,910	——	——	——	——	——	——	7	940
200 cows and over	3	1	800	350	537,566	357,420	3	3	528,647	1	892	——	——	——	——	3	866
Sacramento																	
Total	1,331	1,295	12,215	10,860	8,568,002	7,433,612	704	539	6,692,362	177	234,266	32	37,623	472	91,646	1,351	13,884
None	xxx	xxx	xxx	xxx	xxx	xxx	xxx	xxx	xxx	xxx	xxx	xxx	xxx	xxx	xxx	52	244
1 cow	534	731	534	890	347,318	528,607	77	47	15,770	19	3,191	18	1,863	283	30,683	515	663
2 cows	187		374		209,778		55	28	16,947	28	6,594	6	401	94	12,692	184	457
3 cows	62		186		105,947		41	23	25,962	20	7,319	1	260	24	3,857	61	189
4 cows	42	287	168	1,528	104,134	1,085,037	39	27	48,191	14	10,998	2	508	14	2,425	39	162
5 to 9 cows	141		962		598,009		128	94	380,622	39	39,776	1	882	30	5,495	138	1,090
10 to 14 cows	110	140	1,298	1,860	910,489	1,448,570	109	90	675,753	24	41,161	1	61	10	1,060	110	1,433
15 to 19 cows	65		1,073		808,626		65	57	686,816	9	23,371	——	——	4	228	64	1,185
20 to 29 cows	84	49	1,924	1,142	1,328,941	891,814	84	74	1,124,844	13	44,033	1	100	8	986	84	1,965
30 to 49 cows	65	48	2,358	1,750	1,708,096	1,300,191	65	62	1,549,298	4	19,971	——	——	2	370	64	2,536
50 to 74 cows	21	19	1,225	1,133	914,628	596,154	21	18	719,508	4	25,275	2	33,550	3	33,850	20	1,487
75 to 99 cows	11	12	932	1,002	820,875	865,034	11	11	598,475	1	736	——	——	——	——	11	1,038
100 cows and over	9	9	1,181	1,555	911,161	918,205	9	8	850,176	2	11,841	——	——	——	——	9	1,435
San Benito																	
Total	328	393	2,347	3,343	1,643,464	2,376,095	132	83	1,262,843	41	42,364	14	1,303	124	13,873	335	2,691
None	xxx	xxx	xxx	xxx	xxx	xxx	xxx	xxx	xxx	xxx	xxx	xxx	xxx	xxx	xxx	45	72
1 cow	126	185	126	246	74,666	138,860	11	5	2,345	——	——	6	788	51	4,619	99	181
2 cows	70		140		68,943		17	8	8,223	6	1,260	3	308	38	4,252	65	152
3 cows	20		60		33,751		8	1	2,700	6	2,769	1	20	14	2,478	20	65
4 cows	10	101	40	467	13,917	299,587	3	1	84	1	108	2	85	5	847	9	32
5 to 9 cows	33		230		124,724		24	15	63,755	11	8,935	1	2	10	643	31	255
10 to 14 cows	20	55	220	714	118,830	463,467	20	9	56,630	12	19,602	——	——	3	358	19	197
15 to 19 cows	10		173		102,820		10	7	84,280	3	5,524	1	100	1	156	9	139
20 to 29 cows	20	26	457	617	354,413	470,996	20	18	327,950	2	4,186	——	——	2	520	19	566
30 to 49 cows	13	15	476	547	364,800	420,300	13	13	330,576	——	——	——	——	——	——	13	494
50 cows and over	6	11	425	752	386,800	582,885	6	6	386,300	——	——	——	——	——	——	6	538
San Bernardino																	
Total	855	806	10,273	12,114	9,101,158	9,856,113	410	367	8,024,880	41	122,527	76	7,536	397	49,578	898	12,122
None	xxx	xxx	xxx	xxx	xxx	xxx	xxx	xxx	xxx	xxx	xxx	xxx	xxx	xxx	xxx	98	458
1 cow	486	507	486	596	343,457	401,657	154	154	54,280	11	2,488	41	2,855	262	26,873	443	665
2 cows	131		262		165,358		54	44	26,884	5	295	20	1,794	81	10,631	122	312
3 cows	27		81		41,195		9	5	4,033	——	——	5	760	18	3,462	26	92
4 cows	10	60	40	305	26,170	188,256	5	3	6,880	——	——	2	187	6	930	10	36
5 to 9 cows	27		159		94,910		14	12	52,215	1	450	4	1,180	16	5,663	27	168
10 to 14 cows	14	50	161	710	133,380	433,657	14	14	124,142	5	1,273	1	40	5	625	14	185
15 to 19 cows	17		294		218,103		17	17	208,056	1	688	——	——	——	——	16	293
20 to 29 cows	32	48	772	1,138	621,273	827,530	32	29	579,086	4	7,230	2	510	6	944	31	759
30 to 49 cows	44	72	1,601	2,600	1,390,031	2,114,056	44	44	1,356,046	5	2,381	1	10	2	300	44	1,758
50 to 74 cows	35	30	2,098	1,779	1,928,386	1,502,563	35	34	1,767,083	6	47,092	——	——	——	——	35	2,277
75 to 99 cows	9	15	742	1,285	748,910	979,950	9	9	748,710	——	——	——	——	——	——	9	733
100 to 199 cows	19	21	2,522	2,871	2,400,372	2,522,982	19	18	2,139,142	3	60,630	——	——	1	150	19	3,188
200 cows and over	4	3	1,055	850	989,633	885,500	4	4	978,323	——	——	——	——	——	——	4	1,198

TABLE 19.—COWS MILKED AND MILK PRODUCED, 1939 AND 1929; DAIRY PRODUCTS SOLD AND BUTTER CHURNED, 1939; AND COWS KEPT FOR MILK APR. 1, 1940; BY NUMBER OF COWS MILKED, BY COUNTIES—Continued

(For explanation and definitions, see text)

STATE OR COUNTY AND NUMBER OF COWS MILKED	COWS MILKED				MILK PRODUCED (GALLONS)		DAIRY PRODUCTS SOLD, 1939							BUTTER CHURNED ON FARMS, 1939		COWS KEPT MAINLY FOR MILK PRODUCTION, APR. 1, 1940	
	Farms reporting		Number					Whole milk sold		Cream sold		Butter sold					
	1939	1929	1939	1929	1939	1929	Farms reporting	Farms reporting	Gallons	Farms reporting	Pounds of butterfat	Farms reporting	Pounds	Farms reporting	Pounds	Farms reporting	Number
CALIFORNIA—Con.																	
San Diego																	
Total	1,501	1,193	10,881	9,948	9,266,667	7,302,150	399	298	6,729,610	52	304,505	107	23,838	900	133,376	1,582	13,557
None	xxx	xxx	xxx	xxx	xxx	xxx	xxx	xxx	xxx	xxx	xxx	xxx	xxx	xxx	xxx	106	519
1 cow	858	814	858	1,017	636,804	605,808	127	88	20,784	3	390	46	3,920	561	61,529	823	1,040
2 cows	273		546		346,754		54	27	14,664	9	1,040	31	4,319	191	29,173	268	632
3 cows	73		219		125,964		15	8	6,545	2	560	10	1,991	47	9,428	72	228
4 cows	50	163	200	777	100,160	404,463	9	7	13,948	2	200	2	258	37	6,022	50	234
5 to 9 cows	77		471		281,249		30	20	59,029	1	50	12	5,752	47	14,850	74	528
10 to 14 cows	19	75	226	1,057	145,838	652,859	15	13	98,499	3	1,730	3	558	7	3,010	19	241
15 to 19 cows	19		312		229,435		17	16	178,148	3	5,600	2	2,040	3	2,554	19	405
20 to 29 cows	29	41	688	959	581,322	775,405	29	27	496,316	8	21,338	—	—	2	1,300	29	836
30 to 49 cows	41	54	1,495	2,028	1,403,899	1,596,898	41	39	1,225,753	7	40,975	1	5,000	1	5,000	41	1,755
50 to 74 cows	33	22	1,940	1,305	1,618,725	1,161,318	33	29	1,326,500	7	106,544	—	—	4	512	32	2,051
75 to 99 cows	5	11	430	926	425,924	636,678	5	3	210,700	3	71,179	—	—	—	—	5	469
100 to 199 cows	21	13	2,618	1,879	2,529,350	1,468,721	21	20	2,258,224	3	48,515	—	—	—	—	21	3,575
200 cows and over	3	—	878	—	841,443	—	3	3	820,500	1	6,384	—	—	—	—	3	1,044
San Francisco																	
Total	—	7	—	485	—	455,850	—	—	—	—	—	—	—	—	—	—	—
None	xxx	xxx	xxx	xxx	xxx	xxx	xxx	xxx	xxx	xxx	xxx	xxx	xxx	xxx	xxx	—	—
1 cow	—	4	—	4	—	1,620	—	—	—	—	—	—	—	—	—	—	—
2 cows	—		—		—		—	—	—	—	—	—	—	—	—	—	—
3 cows	—		—		—		—	—	—	—	—	—	—	—	—	—	—
4 cows	—	1	—	6	—	3,650	—	—	—	—	—	—	—	—	—	—	—
5 to 9 cows	—		—		—		—	—	—	—	—	—	—	—	—	—	—
10 to 14 cows	—	—	—	—	—	—	—	—	—	—	—	—	—	—	—	—	—
15 to 19 cows	—		—		—		—	—	—	—	—	—	—	—	—	—	—
20 to 29 cows	—	—	—	—	—	—	—	—	—	—	—	—	—	—	—	—	—
30 to 49 cows	—	—	—	—	—	—	—	—	—	—	—	—	—	—	—	—	—
50 to 74 cows	—	—	—	—	—	—	—	—	—	—	—	—	—	—	—	—	—
75 to 99 cows	—	—	—	—	—	—	—	—	—	—	—	—	—	—	—	—	—
100 to 199 cows	—	—	—	—	—	—	—	—	—	—	—	—	—	—	—	—	—
200 cows and over	—	2	—	475	—	450,580	—	—	—	—	—	—	—	—	—	—	—
San Joaquin																	
Total	2,473	2,542	31,881	28,512	24,738,847	23,428,251	1,523	1,330	21,419,118	203	499,288	16	14,964	397	52,047	2,500	35,782
None	xxx	xxx	xxx	xxx	xxx	xxx	xxx	xxx	xxx	xxx	xxx	xxx	xxx	xxx	xxx	105	538
1 cow	786	1,140	786	1,440	499,389	929,582	72	55	21,482	17	2,896	6	475	240	19,187	746	1,009
2 cows	290		580		347,588		108	59	46,856	48	16,941	6	791	95	11,414	273	665
3 cows	101		303		190,204		62	46	81,127	20	8,138	1	10	17	2,580	99	406
4 cows	71	581	284	3,127	184,144	2,265,940	62	47	106,556	18	12,614	—	—	7	950	69	335
5 to 9 cows	304		2,111		1,433,988		309	264	1,105,591	45	55,120	1	600	17	2,260	308	2,434
10 to 14 cows	250	382	2,945	5,129	2,026,669	4,166,858	249	227	1,739,855	24	61,148	—	—	7	1,036	244	3,155
15 to 19 cows	180		2,975		2,257,285		180	176	2,099,627	5	15,226	—	—	2	160	180	3,359
20 to 29 cows	189	173	4,329	3,990	3,118,713	3,438,825	189	181	2,903,466	8	26,440	1	5,000	8	5,430	189	4,571
30 to 49 cows	156	144	5,691	5,155	4,494,748	4,472,387	156	148	4,090,888	8	74,337	—	—	2	92	153	6,388
50 to 74 cows	81	75	4,614	4,491	3,670,727	3,709,181	81	75	3,309,377	6	90,526	—	—	—	—	81	5,074
75 to 99 cows	17	26	1,354	2,119	1,295,061	1,835,824	17	16	1,163,236	1	26,000	—	—	2	150	16	1,555
100 to 199 cows	31	18	4,051	2,351	3,515,932	1,955,154	31	29	3,184,614	2	81,500	1	8,088	1	8,088	30	4,376
200 cows and over	7	3	1,858	710	1,704,443	654,500	7	7	1,566,443	1	28,400	—	—	1	700	7	1,897
San Luis Obispo																	
Total	1,089	1,169	16,815	20,573	9,071,056	11,197,386	668	202	2,615,140	468	1,691,884	29	43,116	417	89,868	1,094	19,211
None	xxx	xxx	xxx	xxx	xxx	xxx	xxx	xxx	xxx	xxx	xxx	xxx	xxx	xxx	xxx	51	736
1 cow	260	415	260	597	157,539	313,687	40	29	8,508	8	865	7	248	157	14,988	241	336
2 cows	183		366		193,236		51	29	10,911	19	3,985	9	660	114	14,132	175	416
3 cows	82		246		130,644		41	10	14,420	30	9,936	5	623	43	5,840	75	312
4 cows	41	280	164	1,517	81,162	867,036	29	10	14,833	20	10,270	—	—	14	1,377	41	168
5 to 9 cows	120		791		421,533		107	27	96,880	82	77,379	—	—	33	4,181	113	765
10 to 14 cows	95	151	1,089	2,034	585,865	1,287,255	90	19	131,596	68	125,975	3	4,592	21	6,669	90	1,070
15 to 19 cows	38		621		363,944		38	11	85,350	31	78,534	—	—	9	2,760	38	670
20 to 29 cows	71	71	1,668	1,675	970,245	891,648	71	15	166,405	58	223,283	1	3,500	9	4,768	70	1,769
30 to 49 cows	97	117	3,686	4,451	1,992,035	2,363,153	97	21	417,252	78	434,379	2	6,010	14	7,593	96	4,096
50 to 74 cows	63	77	3,788	4,453	1,840,448	2,468,852	63	14	416,287	51	418,020	1	12,000	1	12,000	63	4,192
75 to 99 cows	22	26	1,824	2,096	984,145	1,163,960	22	6	351,935	16	199,295	—	—	—	—	22	2,165
100 to 199 cows	19	32	2,312	3,750	1,350,460	1,841,795	19	11	902,763	7	109,963	1	15,483	2	15,560	19	2,518
San Mateo																	
Total	227	268	4,955	7,251	3,781,700	5,427,687	111	42	2,944,506	74	136,827	1	4,000	98	12,703	236	6,094
None	xxx	xxx	xxx	xxx	xxx	xxx	xxx	xxx	xxx	xxx	xxx	xxx	xxx	xxx	xxx	11	101
1 cow	73	86	73	106	35,965	63,641	5	3	465	—	—	—	—	42	2,403	73	95
2 cows	25		50		27,856		4	3	1,900	1	180	—	—	13	1,651	25	127
3 cows	8		24		8,717		—	—	—	—	—	—	—	5	570	8	55
4 cows	7	49	28	263	15,080	125,239	4	2	1,518	2	980	—	—	4	601	7	32
5 to 9 cows	27		190		93,015		19	4	5,342	15	15,802	—	—	8	755	27	360
10 to 14 cows	16	42	187	575	88,980	257,740	12	—	—	12	14,716	—	—	9	964	14	178
15 to 19 cows	18		301		150,705		16	4	27,360	13	26,239	1	4,000	5	4,190	18	495
20 to 29 cows	19	28	437	668	199,855	314,710	19	3	34,590	16	39,539	—	—	5	682	19	581
30 to 49 cows	12	31	412	1,099	200,140	470,634	12	4	67,130	9	23,212	—	—	5	523	12	403
50 to 74 cows	6	13	344	741	190,574	421,000	6	3	113,493	4	11,954	—	—	2	364	6	433
75 to 99 cows	5	6	423	460	409,084	475,650	5	5	399,100	1	1,800	—	—	—	—	5	503
100 to 199 cows	5	5	742	622	605,551	602,843	5	5	593,980	—	—	—	—	—	—	5	720
200 cows and over	6	8	1,744	2,717	1,758,198	2,696,230	6	6	1,899,648	1	2,425	—	—	—	—	6	2,011

TABLE 19.—COWS MILKED AND MILK PRODUCED, 1939 AND 1929; DAIRY PRODUCTS SOLD AND BUTTER CHURNED, 1939; AND COWS KEPT FOR MILK APR. 1, 1940; BY NUMBER OF COWS MILKED, BY COUNTIES—Continued

(For explanation and definitions, see text)

STATE OR COUNTY AND NUMBER OF COWS MILKED	COWS MILKED				MILK PRODUCED (GALLONS)		DAIRY PRODUCTS SOLD, 1939							BUTTER CHURNED ON FARMS, 1939		COWS KEPT MAINLY FOR MILK PRODUCTION, APR. 1, 1940	
	Farms reporting		Number					Whole milk sold		Cream sold		Butter sold					
	1939	1929	1939	1929	1939	1929	Farms reporting	Farms reporting	Gallons	Farms reporting	Pounds of butterfat	Farms reporting	Pounds	Farms reporting	Pounds	Farms reporting	Number
CALIFORNIA—Con.																	
Santa Barbara																	
Total	518	702	9,885	9,981	6,613,235	7,146,590	254	118	4,031,908	142	635,650	22	12,353	194	36,705	524	11,908
None	xxx	xxx	xxx	xxx	xxx	xxx	xxx	xxx	xxx	xxx	xxx	xxx	xxx	xxx	xxx	45	288
1 cow	140	356	140	477	88,346	278,782	18	11	3,743	4	391	6	297	66	6,639	119	189
2 cows	94		188		99,008		14	8	5,987	3	1,110	4	555	53	7,454	88	207
3 cows	45		135		86,937		10	3	3,485	5	2,120	2	190	26	4,707	43	190
4 cows	25	137	100	641	53,065	362,515	9	2	2,895	7	8,150	—	—	8	1,719	22	100
5 to 9 cows	33		211		127,526		24	4	19,284	21	17,843	—	—	12	2,026	31	250
10 to 14 cows	25	62	291	832	170,280	453,909	25	9	53,325	17	27,066	1	250	4	714	24	380
15 to 19 cows	19		320		176,345		19	6	37,800	13	30,611	2	350	4	590	17	378
20 to 29 cows	27	42	638	992	356,629	537,024	27	10	118,838	20	48,102	3	6,111	8	7,169	27	706
30 to 49 cows	38	41	1,334	1,556	821,503	1,045,741	38	15	352,593	25	136,266	2	3,700	8	4,182	38	1,684
50 to 74 cows	25	30	1,485	1,714	895,145	1,150,925	25	14	488,395	15	128,308	1	400	3	905	25	1,867
75 to 99 cows	24	16	2,015	1,292	1,527,945	1,055,530	24	17	1,019,358	10	147,908	1	500	2	600	24	2,446
100 cows and over	21	18	2,828	2,477	2,230,506	2,264,164	21	19	1,926,405	2	87,775	—	—	—	—	21	3,223
Santa Clara																	
Total	903	1,162	13,905	12,172	12,566,541	10,715,218	300	272	11,372,373	28	96,077	17	22,756	262	45,182	919	14,865
None	xxx	xxx	xxx	xxx	xxx	xxx	xxx	xxx	xxx	xxx	xxx	xxx	xxx	xxx	xxx	48	117
1 cow	474	851	474	1,019	303,398	632,083	47	39	10,746	1	120	11	1,085	168	13,167	451	563
2 cows	130		260		153,837		22	21	13,150	1	535	1	216	40	3,655	126	334
3 cows	64		192		116,824		20	17	17,955	2	1,650	2	175	30	4,152	63	250
4 cows	22	102	88	477	51,590	274,912	10	7	12,830	3	1,566	1	80	8	918	22	119
5 to 9 cows	20		126		59,010		10	5	13,045	5	3,672	—	—	8	1,029	19	147
10 to 14 cows	16	37	183	502	114,933	347,424	15	9	56,731	8	10,312	—	—	2	105	15	210
15 to 19 cows	9		143		116,673		9	9	107,673	1	400	—	—	3	352	8	140
20 to 29 cows	12	30	286	709	232,018	623,172	12	12	224,495	1	1,000	—	—	1	104	12	317
30 to 49 cows	39	57	1,509	2,169	1,375,802	2,106,510	38	36	1,248,416	4	5,223	1	2,000	1	2,500	39	1,723
50 to 74 cows	55	41	3,261	2,447	3,017,949	2,332,015	55	55	2,951,449	1	6,200	—	—	—	—	55	3,508
75 to 99 cows	23	19	1,946	1,555	1,954,974	1,391,760	23	23	1,928,244	—	—	—	—	—	—	23	1,981
100 to 199 cows	34	23	4,292	2,754	4,110,933	2,624,092	34	34	3,834,859	1	65,419	1	19,200	1	19,200	33	4,284
200 cows and over	5	2	1,145	540	958,600	383,250	5	5	952,800	—	—	—	—	—	—	5	1,172
Santa Cruz																	
Total	514	505	2,854	2,923	1,882,465	1,954,596	163	128	1,261,810	38	50,539	29	4,502	294	37,859	504	3,003
None	xxx	xxx	xxx	xxx	xxx	xxx	xxx	xxx	xxx	xxx	xxx	xxx	xxx	xxx	xxx	23	36
1 cow	289	374	289	437	186,680	294,621	41	31	6,397	1	30	17	1,445	190	20,354	263	299
2 cows	92		184		116,678		30	22	11,048	3	589	9	1,216	60	9,674	88	191
3 cows	25		75		41,030		7	4	3,335	4	1,146	1	10	14	1,686	24	100
4 cows	12	75	48	365	22,090	208,500	5	5	4,563	3	928	1	6	6	950	11	41
5 to 9 cows	33		206		113,672		18	13	43,515	8	4,329	—	—	15	2,022	32	194
10 to 14 cows	18	17	204	237	139,937	158,390	17	15	114,744	5	5,144	—	—	2	550	18	215
15 to 19 cows	11		184		115,165		11	7	65,968	4	9,737	—	—	1	60	11	172
20 to 29 cows	10	11	261	271	159,765	187,125	10	8	109,205	4	14,100	1	1,825	3	2,253	10	234
30 to 49 cows	11	13	414	507	312,675	360,060	11	10	263,620	3	4,456	—	—	2	110	11	377
50 to 74 cows	8	9	466	502	335,925	318,500	8	8	310,565	2	5,080	—	—	1	200	8	516
75 cows and over	5	6	523	604	338,850	427,400	5	5	328,850	1	5,000	—	—	—	—	5	628
Shasta																	
Total	756	646	4,315	3,658	2,595,029	2,294,205	354	138	998,250	222	356,792	21	1,843	381	38,327	717	5,253
None	xxx	xxx	xxx	xxx	xxx	xxx	xxx	xxx	xxx	xxx	xxx	xxx	xxx	xxx	xxx	58	243
1 cow	268	308	268	421	145,445	218,738	25	14	4,084	4	419	8	633	154	11,968	221	360
2 cows	137		274		143,300		31	16	8,853	13	3,381	6	652	103	11,215	112	284
3 cows	61		183		96,391		33	8	13,580	23	10,953	2	80	35	4,683	56	223
4 cows	41	218	164	1,133	99,597	614,765	29	10	18,535	20	11,720	2	250	16	1,799	38	395
5 to 9 cows	121		801		453,354		108	36	92,749	79	91,705	2	212	39	4,275	110	836
10 to 14 cows	50	89	573	1,174	338,290	772,007	50	14	81,259	40	89,170	1	16	15	1,922	47	622
15 to 19 cows	32		526		274,297		32	11	86,146	24	55,536	—	—	8	1,199	31	631
20 to 29 cows	23	20	520	454	377,134	295,175	23	11	177,922	12	58,885	—	—	6	640	22	622
30 to 49 cows	17	9	604	331	386,416	282,020	17	12	269,897	5	29,548	—	—	1	75	16	611
50 cows and over	6	2	402	145	280,805	111,500	6	6	245,225	2	5,475	—	—	4	551	6	426
Sierra																	
Total	52	56	1,062	1,117	702,655	640,706	38	11	116,833	31	149,775	2	3,422	10	5,043	50	1,221
None	xxx	xxx	xxx	xxx	xxx	xxx	xxx	xxx	xxx	xxx	xxx	xxx	xxx	xxx	xxx	—	—
1 cow	5	12	5	19	2,540	8,909	—	—	—	—	—	—	—	1	63	4	4
2 cows	5		10		4,390		—	—	—	—	—	—	—	3	478	5	11
3 cows	5		15		8,540		2	1	912	1	800	—	—	3	607	4	14
4 cows	2	12	8	81	5,900	28,833	2	2	5,248	—	—	—	—	—	—	2	8
5 to 9 cows	2		15		8,925		2	1	5,000	1	800	—	—	—	—	2	18
10 to 14 cows	4	4	46	82	29,050	35,900	3	1	6,000	2	4,286	—	—	—	—	4	56
15 to 19 cows	3		48		31,453		3	—	—	3	5,796	—	—	—	—	3	38
20 to 29 cows	10	8	231	185	161,155	96,409	10	1	18,788	9	39,999	2	3,422	3	3,895	10	261
30 to 49 cows	13	16	469	573	299,812	326,605	13	4	55,885	12	63,416	—	—	—	—	13	590
50 cows and over	3	4	215	217	150,890	144,050	3	1	25,000	3	34,678	—	—	—	—	3	221

TABLE 19.—COWS MILKED AND MILK PRODUCED, 1939 AND 1929; DAIRY PRODUCTS SOLD AND BUTTER CHURNED, 1939; AND COWS KEPT FOR MILK APR. 1, 1940; BY NUMBER OF COWS MILKED, BY COUNTIES—Continued

(For explanation and definitions, see text)

STATE OR COUNTY AND NUMBER OF COWS MILKED	COWS MILKED				MILK PRODUCED (GALLONS)		DAIRY PRODUCTS SOLD, 1939							BUTTER CHURNED ON FARMS, 1939		COWS KEPT MAINLY FOR MILK PRODUCTION, APR. 1, 1940	
	Farms reporting		Number					Whole milk sold		Cream sold		Butter sold					
	1939	1929	1939	1929	1939	1929	Farms reporting	Farms reporting	Gallons	Farms reporting	Pounds of butterfat	Farms reporting	Pounds	Farms reporting	Pounds	Farms reporting	Number
CALIFORNIA—Con.																	
Siskiyou																	
Total	797	809	9,647	11,425	6,515,272	7,552,582	489	126	1,636,277	386	1,325,642	13	14,659	196	39,365	783	11,794
None	xxx	xxx	xxx	xxx	xxx	xxx	xxx	xxx	xxx	xxx	xxx	xxx	xxx	xxx	xxx	30	215
1 cow	203	237	203	329	113,916	157,494	20	10	1,878	11	1,417	1	3	84	6,985	180	278
2 cows	138		276		146,844		43	14	6,803	28	9,393	4	256	60	6,838	127	306
3 cows	38		114		75,065		24	7	7,490	18	5,794	4	360	13	1,980	36	147
4 cows	38	223	152	1,229	81,057	698,285	30	4	3,784	26	15,487	1	840	9	2,360	37	167
5 to 9 cows	103		714		445,310		98	16	54,300	85	107,758	———	———	13	2,319	98	728
10 to 14 cows	78	172	887	2,261	539,238	1,487,759	75	14	61,530	66	134,295	———	———	5	1,112	77	1,038
15 to 19 cows	46		735		497,168		46	16	152,815	34	92,432	———	———	3	1,020	45	825
20 to 29 cows	63	83	1,432	1,932	989,021	1,346,314	63	15	246,090	49	208,070	1	1,200	4	1,671	63	1,717
30 to 49 cows	50	63	1,863	2,302	1,237,142	1,566,908	50	12	280,754	43	287,093	———	———	2	620	50	2,070
50 to 74 cows	30	21	1,690	1,206	1,065,725	817,970	30	10	412,267	19	175,269	2	12,000	3	14,480	30	2,106
75 to 99 cows	4	5	321	420	257,651	346,635	4	4	181,158	3	17,664	———	———	———	———	4	320
100 cows and over	6	5	1,260	1,746	1,067,135	1,131,217	6	4	227,408	4	270,970	———	———	———	———	6	1,877
Solano																	
Total	529	658	5,558	6,500	4,490,491	4,195,524	194	101	3,336,747	99	194,288	8	8,208	206	31,892	515	6,551
None	xxx	xxx	xxx	xxx	xxx	xxx	xxx	xxx	xxx	xxx	xxx	xxx	xxx	xxx	xxx	11	80
1 cow	235	378	235	511	167,218	315,991	11	6	2,530	5	823	1	104	97	9,238	225	286
2 cows	102		204		128,659		22	7	5,870	15	4,864	1	300	57	6,711	97	236
3 cows	31		93		61,792		14	2	3,020	9	5,898	3	484	17	3,293	29	102
4 cows	16	148	64	673	46,900	425,515	13	5	12,755	7	5,500	2	320	7	1,234	15	70
5 to 9 cows	48		314		214,940		37	14	51,570	25	34,709	———	———	17	2,738	43	341
10 to 14 cows	21	50	254	700	200,574	497,925	21	10	97,500	11	24,787	———	———	3	854	21	286
15 to 19 cows	12		194		164,103		12	4	59,500	9	31,557	———	———	3	252	12	204
20 to 29 cows	16	23	382	553	301,271	328,547	16	12	212,057	6	19,384	———	———	3	262	16	550
30 to 49 cows	12	31	436	1,141	361,572	728,573	12	8	241,513	6	32,856	———	———	———	———	11	451
50 to 74 cows	21	14	1,200	845	883,452	592,388	21	18	732,732	5	29,950	1	7,000	2	7,310	20	1,420
75 to 99 cows	4	7	335	592	312,250	582,940	4	4	286,300	1	3,960	———	———	———	———	4	410
100 to 199 cows	7	4	841	450	914,200	239,950	7	7	902,900	———	———	———	———	———	———	7	995
200 cows and over	4	3	1,006	1,035	733,560	683,695	4	4	728,500	———	———	———	———	———	———	4	1,120
Sonoma																	
Total	2,870	2,899	29,255	25,019	20,115,114	16,233,001	1,471	451	8,361,743	1,042	3,373,614	51	14,828	1,090	136,327	2,926	32,047
None	xxx	xxx	xxx	xxx	xxx	xxx	xxx	xxx	xxx	xxx	xxx	xxx	xxx	xxx	xxx	125	577
1 cow	1,193	1,771	1,193	2,163	741,814	1,350,099	158	55	12,027	89	12,868	28	2,113	638	66,125	1,150	1,398
2 cows	433		866		476,360		178	34	16,417	142	41,946	11	2,659	225	26,386	423	943
3 cows	170		510		288,390		105	17	17,927	90	44,712	3	320	56	7,767	167	536
4 cows	124	510	496	2,498	299,298	1,619,115	99	20	30,808	81	58,839	1	105	33	5,729	123	513
5 to 9 cows	272		1,772		1,037,628		254	51	160,363	204	235,068	5	701	58	8,724	267	1,832
10 to 14 cows	146	203	1,689	2,750	1,043,215	1,759,502	145	44	278,545	105	231,691	———	———	27	4,569	145	1,670
15 to 19 cows	90		1,494		968,781		90	32	293,254	62	209,419	1	4,000	16	5,594	86	1,625
20 to 29 cows	123	141	2,866	3,345	1,883,107	2,118,651	123	56	769,100	76	354,937	2	4,930	18	8,110	121	2,912
30 to 49 cows	165	162	6,249	5,975	4,195,281	4,094,381	165	71	1,638,040	105	819,230	———	———	11	1,437	163	6,441
50 to 74 cows	93	73	5,499	4,201	3,798,495	2,554,007	93	36	1,555,133	61	761,517	———	———	3	658	93	5,873
75 to 99 cows	39	22	3,232	1,842	2,387,095	1,171,786	39	20	1,301,530	20	375,241	———	———	4	1,124	39	3,630
100 to 199 cows	18	16	2,299	1,945	1,795,431	1,349,460	18	12	1,388,955	6	138,743	———	———	1	104	18	2,852
200 cows and over	4	1	1,090	300	1,198,219	216,000	4	3	899,644	1	89,403	———	———	———	———	4	1,245
Stanislaus																	
Total	3,637	3,482	51,688	39,587	39,955,825	33,080,460	2,946	2,794	36,310,098	174	551,185	16	4,197	289	33,491	3,717	58,116
None	xxx	xxx	xxx	xxx	xxx	xxx	xxx	xxx	xxx	xxx	xxx	xxx	xxx	xxx	xxx	157	1,681
1 cow	680	1,108	680	1,431	453,410	926,270	130	103	42,963	22	3,420	10	526	188	18,441	649	1,340
2 cows	233		466		289,793		115	103	109,532	15	5,179	3	483	57	6,930	226	742
3 cows	136		408		283,844		128	121	219,697	9	4,804	1	35	5	524	133	539
4 cows	149	1,049	596	5,781	441,189	4,383,288	146	138	374,671	10	6,070	———	———	6	521	143	725
5 to 9 cows	651		4,525		3,221,201		642	615	2,844,306	34	56,651	———	———	11	1,646	636	5,113
10 to 14 cows	563	683	6,627	9,365	4,942,860	7,821,614	560	545	4,558,325	19	51,547	———	———	12	1,004	556	7,450
15 to 19 cows	371		6,119		4,623,598		371	359	4,240,578	16	69,943	———	———	3	671	369	6,722
20 to 29 cows	374	332	8,753	7,713	6,868,415	6,712,730	374	348	6,080,722	27	166,130	1	153	3	280	372	9,554
30 to 49 cows	321	212	11,691	7,770	9,247,895	6,616,363	321	306	8,576,616	17	152,596	1	3,000	4	3,474	320	12,170
50 to 74 cows	114	62	6,604	3,535	5,340,735	3,393,245	114	111	5,128,209	5	34,845	———	———	———	———	113	6,961
75 to 99 cows	24	17	1,985	1,400	1,534,816	1,101,300	24	24	1,496,896	———	———	———	———	———	———	23	1,982
100 to 199 cows	17	18	2,163	2,072	1,728,323	1,715,650	17	17	1,671,683	———	———	———	———	———	———	16	2,069
200 cows and over	4	1	1,071	520	979,786	410,000	4	4	965,900	———	———	———	———	———	———	4	1,068
Sutter																	
Total	587	709	4,928	5,042	3,508,939	3,559,135	249	88	1,800,305	174	382,306	7	1,731	274	33,125	585	5,645
None	xxx	xxx	xxx	xxx	xxx	xxx	xxx	xxx	xxx	xxx	xxx	xxx	xxx	xxx	xxx	17	70
1 cow	241	422	241	544	163,083	351,432	15	8	2,304	6	1,145	3	211	145	14,464	228	267
2 cows	104		208		130,180		26	11	4,408	16	3,821	1	32	64	8,443	102	266
3 cows	36		108		59,785		19	4	2,710	16	10,550	1	240	17	2,538	36	141
4 cows	20	148	80	794	50,742	515,582	12	———	———	12	6,585	———	———	7	670	19	69
5 to 9 cows	63		420		245,306		55	10	22,020	46	45,781	2	1,248	24	4,158	63	429
10 to 14 cows	35	59	418	813	247,767	581,085	34	11	57,379	27	55,512	———	———	5	979	55	468
15 to 19 cows	22		372		264,768		22	7	62,925	16	55,314	———	———	4	819	21	380
20 to 29 cows	27	45	620	1,044	421,945	674,427	27	7	86,844	21	107,077	———	———	4	1,004	27	675
30 to 49 cows	19	18	689	672	412,358	411,169	19	8	148,930	13	82,541	———	———	4	250	19	712
50 to 74 cows	11	11	657	623	607,216	517,774	11	11	573,330	———	———	———	———	———	———	11	797
75 to 99 cows	3	5	260	422	191,089	363,666	3	3	184,970	———	———	———	———	———	———	3	300
100 cows and over	6	1	855	130	714,700	144,000	6	6	654,485	1	14,000	———	———	———	———	6	1,071

TABLE 19.—COWS MILKED AND MILK PRODUCED, 1939 AND 1929; DAIRY PRODUCTS SOLD AND BUTTER CHURNED, 1939; AND COWS KEPT FOR MILK APR. 1, 1940; BY NUMBER OF COWS MILKED, BY COUNTIES—Continued

(For explanation and definitions, see text)

STATE OR COUNTY AND NUMBER OF COWS MILKED	COWS MILKED				MILK PRODUCED (GALLONS)		DAIRY PRODUCTS SOLD, 1939							BUTTER CHURNED ON FARMS, 1939		COWS KEPT MAINLY FOR MILK PRODUCTION, APR. 1, 1940	
	Farms reporting		Number					Whole milk sold		Cream sold		Butter sold					
	1939	1929	1939	1929	1939	1929	Farms reporting	Farms reporting	Gallons	Farms reporting	Pounds of butterfat	Farms reporting	Pounds	Farms reporting	Pounds	Farms reporting	Number
CALIFORNIA—Con.																	
Tehama																	
Total	1,120	962	5,897	4,322	3,986,703	2,650,642	538	124	1,257,281	417	561,234	31	2,979	623	63,695	1,028	6,312
None	xxx	xxx	xxx	xxx	xxx	xxx	xxx	xxx	xxx	xxx	xxx	xxx	xxx	xxx	xxx	37	115
1 cow	467	586	467	784	305,933	441,542	68	19	3,457	39	5,446	18	1,488	313	29,912	394	580
2 cows	215		430		252,575		91	14	8,884	76	21,664	5	460	149	16,017	187	478
3 cows	91		273		151,825		55	4	5,980	53	22,843	1	75	51	4,891	82	261
4 cows	56	297	224	1,474	125,457	880,843	44	3	6,440	41	22,952	1	20	23	2,168	52	232
5 to 9 cows	146		987		566,560		136	29	94,363	111	108,080	4	785	63	7,923	136	913
10 to 14 cows	69	88	794	894	476,829	578,020	68	18	103,508	52	94,520	2	151	16	2,074	66	850
15 to 19 cows	31		493		347,920		31	13	124,734	20	88,227	———	———	3	252	31	514
20 to 29 cows	22	18	530	421	336,739	252,552	22	8	94,220	16	67,082	———	———	3	454	20	519
30 to 49 cows	12	7	431	264	308,847	166,670	12	7	172,017	5	31,240	———	———	2	204	12	421
50 to 74 cows	7	4	415	260	333,308	192,390	7	6	294,968	2	11,980	———	———	———	———	7	456
75 to 99 cows	———	———	———	———	———	———	———	———	———	———	———	———	———	———	———	———	———
100 cows and over	4	2	873	225	780,710	158,625	4	3	348,710	2	107,200	———	———	———	———	4	973
Trinity																	
Total	197	197	586	832	321,735	348,706	64	19	37,881	40	32,923	14	3,177	138	18,648	185	613
None	xxx	xxx	xxx	xxx	xxx	xxx	xxx	xxx	xxx	xxx	xxx	xxx	xxx	xxx	xxx	12	36
1 cow	74	112	74	159	42,520	66,617	11	4	1,352	5	1,050	3	190	48	3,284	62	84
2 cows	60		120		64,707		17	7	704	9	4,630	5	585	42	5,463	53	126
3 cows	22		66		35,863		6	1	350	5	3,900	———	———	19	3,123	20	64
4 cows	13	61	52	262	30,440	92,708	7	1	730	4	2,385	2	904	11	2,333	12	43
5 to 9 cows	17		103		41,705		12	3	1,990	9	5,004	2	282	12	2,324	16	87
10 to 14 cows	6	24	72	411	39,350	189,381	6	1	6,485	3	5,825	2	1,236	3	1,521	5	59
15 cows and over	5		99		67,150		5	2	26,270	5	10,129	———	———	3	600	5	114
Tulare																	
Total	3,107	3,166	33,424	35,137	28,117,103	28,507,124	1,352	889	20,403,882	467	1,637,478	71	13,784	1,194	146,415	3,078	38,210
None	xxx	xxx	xxx	xxx	xxx	xxx	xxx	xxx	xxx	xxx	xxx	xxx	xxx	xxx	xxx	134	543
1 cow	1,447	1,536	1,447	1,900	978,221	1,169,881	159	115	27,203	18	2,532	38	2,965	822	79,227	1,331	1,737
2 cows	454		908		541,856		105	54	32,054	40	14,123	18	2,090	232	32,430	436	1,145
3 cows	124		372		209,495		63	34	41,210	32	13,942	5	255	53	6,824	119	432
4 cows	80	559	320	2,949	178,482	2,039,337	52	16	26,299	36	26,326	2	1,020	25	4,466	77	327
5 to 9 cows	234		1,567		1,017,362		209	104	446,330	111	136,317	1	250	32	4,394	226	1,814
10 to 14 cows	145	420	1,669	5,839	1,154,315	4,507,932	142	83	600,337	68	143,100	2	400	14	2,499	142	1,944
15 to 19 cows	89		1,460		1,097,147		88	67	796,835	25	78,451	1	600	4	1,172	88	1,551
20 to 29 cows	156	266	3,655	6,259	2,823,338	5,439,938	156	108	1,913,453	53	263,490	4	6,200	5	6,258	154	4,113
30 to 49 cows	194	261	7,266	9,485	6,315,753	7,965,263	194	146	4,675,726	55	428,811	———	———	4	6,895	189	7,910
50 to 74 cows	99	93	5,799	5,345	5,402,656	4,591,532	99	84	4,333,023	17	297,688	———	———	1	1,800	97	7,027
75 to 99 cows	41	21	3,432	1,716	3,262,240	1,684,302	41	36	2,777,050	7	127,414	———	———	2	450	41	3,867
100 cows and over	44	10	5,529	1,644	5,136,238	1,108,939	44	42	4,734,362	5	105,284	———	———	———	———	44	5,800
Tuolumne																	
Total	193	187	644	932	305,034	557,477	44	29	105,490	17	14,259	1	156	101	9,970	184	800
None	xxx	xxx	xxx	xxx	xxx	xxx	xxx	xxx	xxx	xxx	xxx	xxx	xxx	xxx	xxx	15	41
1 cow	89	108	89	152	49,863	68,175	7	7	1,025	———	———	———	———	38	2,243	72	103
2 cows	51		102		51,277		9	9	3,257	———	———	———	———	30	3,192	44	115
3 cows	18		54		22,977		4	3	1,860	1	225	———	———	13	1,825	18	63
4 cows	11	56	44	271	15,262	112,969	6	2	590	4	1,215	1	156	8	1,262	11	60
5 to 9 cows	15		92		35,278		9	1	160	9	4,202	———	———	11	1,344	15	119
10 to 14 cows	2	16	20	216	6,875	172,813	2	1	4,000	1	742	———	———	———	———	2	25
15 to 19 cows	2		34		23,200		2	2	22,800	———	———	———	———	———	———	2	40
20 to 29 cows	2	2	41	41	24,000	43,330	2	2	14,040	———	———	———	———	1	104	2	50
30 to 49 cows	———	3	———	112	———	81,000	———	———	———	———	———	———	———	———	———	———	———
50 to 74 cows	3	1	168	65	76,302	32,850	3	2	57,758	2	7,875	———	———	———	———	3	184
75 to 99 cows	———	1	———	75	———	46,340	———	———	———	———	———	———	———	———	———	———	———
Ventura																	
Total	365	509	2,944	2,752	2,497,370	2,015,114	86	77	2,012,177	10	37,888	11	696	208	25,837	379	3,346
None	xxx	xxx	xxx	xxx	xxx	xxx	xxx	xxx	xxx	xxx	xxx	xxx	xxx	xxx	xxx	29	95
1 cow	227	418	227	533	177,913	302,121	39	35	9,669	3	194	6	364	133	13,907	217	289
2 cows	77		154		96,411		16	14	5,395	———	———	4	322	47	6,703	75	185
3 cows	14		42		27,165		2	2	1,775	———	———	———	———	9	1,768	14	48
4 cows	11	57	44	272	21,870	146,570	3	3	2,935	———	———	———	———	9	1,705	11	42
5 to 9 cows	11		68		44,485		4	2	12,400	2	282	———	———	4	1,250	11	68
10 to 14 cows	6	14	69	195	44,435	109,228	4	4	27,560	2	875	1	10	4	290	5	79
15 to 19 cows	2		32		28,530		1	1	14,400	———	———	———	———	1	14	2	42
20 to 29 cows	2	6	53	149	34,500	125,300	2	2	31,300	———	———	———	———	———	———	2	100
30 to 49 cows	6	6	218	240	114,855	166,244	6	5	98,850	1	2,920	———	———	1	200	5	169
50 to 74 cows	3	3	159	182	85,900	165,300	3	3	77,000	1	960	———	———	———	———	3	195
75 to 99 cows	———	1	———	80	———	73,000	———	———	———	———	———	———	———	———	———	———	———
100 cows and over	6	4	1,878	1,101	1,821,306	927,351	6	6	1,730,893	1	32,657	———	———	———	———	5	2,034
Yolo																	
Total	565	826	4,531	8,066	3,419,183	6,245,856	286	115	1,730,836	178	413,400	8	893	161	13,190	567	5,104
None	xxx	xxx	xxx	xxx	xxx	xxx	xxx	xxx	xxx	xxx	xxx	xxx	xxx	xxx	xxx	26	93
1 cow	208	401	208	544	140,026	330,762	29	10	4,124	20	4,423	3	293	88	6,451	195	248
2 cows	98		196		108,009		23	6	3,231	16	5,170	2	220	40	3,576	92	217
3 cows	47		141		83,352		31	9	7,323	22	12,224	1	120	18	1,630	44	139
4 cows	23	224	92	1,159	58,517	789,334	17	2	3,875	15	12,136	1	60	6	608	23	107
5 to 9 cows	61		395		270,144		58	20	82,184	41	51,519	1	200	5	535	60	418
10 to 14 cows	35	93	396	1,219	316,393	956,798	35	12	94,570	24	64,100	———	———	2	210	35	463
15 to 19 cows	21		353		238,417		21	6	61,850	15	53,604	———	———	———	———	21	390
20 to 29 cows	30	41	675	988	538,828	758,156	30	22	349,305	9	47,836	———	———	———	———	30	750
30 to 49 cows	25	33	850	1,197	676,430	960,447	25	16	423,163	9	79,827	———	———	2	180	25	959
50 to 74 cows	12	15	685	887	559,627	694,359	12	7	299,050	6	77,223	———	———	———	———	11	710
75 cows and over	5	19	540	2,072	429,440	1,756,000	5	5	402,161	1	5,338	———	———	———	———	5	610

TABLE 19.—COWS MILKED AND MILK PRODUCED, 1939 AND 1929; DAIRY PRODUCTS SOLD AND BUTTER CHURNED, 1939; AND COWS KEPT FOR MILK APR. 1, 1940; BY NUMBER OF COWS MILKED, BY COUNTIES—Continued

(For explanation and definitions, see text)

STATE OR COUNTY AND NUMBER OF COWS MILKED	COWS MILKED				MILK PRODUCED (GALLONS)		DAIRY PRODUCTS SOLD, 1939						BUTTER CHURNED ON FARMS, 1939		COWS KEPT MAINLY FOR MILK PRODUCTION, APR. 1, 1940	
	Farms reporting		Number					Whole milk sold		Cream sold		Butter sold				
	1939	1929	1939	1929	1939	1929	Farms reporting	Farms reporting	Gallons	Farms reporting	Pounds of butterfat	Farms reporting	Pounds	Farms reporting	Pounds	Farms reporting	Number
CALIFORNIA—Con.																	
Yuba																	
Total	307	308	3,013	2,457	1,866,420	1,404,845	144	41	656,757	110	320,130	1	200	123	12,420	309	3,382
None	xxx	xxx	xxx	xxx	xxx	xxx	xxx	xxx	xxx	xxx	xxx	xxx	xxx	xxx	xxx	15	40
1 cow	97	151	97	206	61,220	107,193	6	5	381	1	405	-----	-------	41	3,182	93	126
2 cows	51		102		52,941		10	5	1,201	4	1,257	1	200	36	3,775	48	114
3 cows	24		72		32,465		4	-----	----------	4	2,029	-----	-------	15	2,079	23	81
4 cows	11	80	44	397	19,285	199,900	7	-----	----------	7	4,193	-----	-------	5	520	10	53
5 to 9 cows	44		279		158,855		40	8	5,180	35	38,683	-----	-------	16	1,987	40	315
10 to 14 cows	26	41	302	525	148,002	280,791	23	4	20,420	21	31,732	-----	-------	5	493	26	298
15 to 19 cows	13		206		109,934		13	-----	----------	13	33,726	-----	-------	3	314	13	235
20 to 29 cows	12	19	275	450	168,123	309,320	12	2	17,750	10	49,868	-----	-------	2	70	12	280
30 to 49 cows	15	11	522	364	342,554	166,261	15	9	190,575	8	46,127	-----	-------	-------	----------	15	561
50 to 74 cows	8	3	467	160	329,581	127,500	8	3	138,700	5	61,130	-----	-------	-------	----------	8	559
75 to 99 cows	3	2	245	155	188,900	113,080	3	3	188,900	-------	----------	-----	-------	-------	----------	3	290
100 to 199 cows	3	-------	402	-------	254,580	----------	3	2	93,650	2	51,000	-----	-------	-------	----------	3	430
200 cows and over	-------	1	-------	200	----------	100,000	-------	-----	----------	-------	----------	-----	-------	-------	----------	-------	-------
COLORADO																	
Total	37,824	43,308	190,851	234,530	100,535,595	121,905,777	24,462	6,951	34,289,958	17,452	12,073,251	1,989	382,700	25,240	2,986,689	37,583	207,143
None	xxx	xxx	xxx	xxx	xxx	xxx	xxx	xxx	xxx	xxx	xxx	xxx	xxx	xxx	xxx	1,574	4,926
1 cow	8,598	15,878	8,598	23,092	4,550,482	11,791,479	1,381	405	93,156	659	73,630	431	34,552	5,309	443,984	7,795	11,000
2 cows	6,903		13,806		6,631,067		3,039	715	422,045	2,080	446,052	462	57,980	4,944	535,966	6,537	16,062
3 cows	4,001		12,003		5,743,924		2,799	602	631,259	2,095	655,991	294	48,334	2,895	360,303	3,830	13,347
4 cows	3,575	20,693	14,300	108,792	6,816,416	54,876,848	3,000	676	1,026,143	2,312	998,484	215	38,155	2,548	323,370	3,462	15,523
5 to 9 cows	9,797		63,824		31,489,845		9,319	2,342	6,965,719	7,233	5,262,061	408	103,430	6,808	868,329	9,535	67,039
10 to 14 cows	3,193	5,573	36,252	69,652	18,445,734	35,031,231	3,170	1,090	6,317,167	2,267	2,791,284	117	41,726	2,035	298,161	3,129	36,671
15 to 19 cows	887		14,426		7,784,095		884	444	3,990,929	494	889,458	32	19,893	434	80,040	868	14,270
20 to 29 cows	567	819	12,714	18,351	7,972,641	10,478,846	567	403	5,506,199	228	569,269	20	17,881	202	46,633	557	12,861
30 to 49 cows	231	276	8,180	9,457	5,672,668	5,921,576	231	204	4,752,948	67	190,799	7	11,260	59	19,064	225	8,190
50 to 74 cows	46	49	2,608	2,713	2,026,014	1,934,633	46	45	1,776,903	9	49,607	3	9,489	6	10,839	45	2,749
75 to 99 cows	11	12	1,030	1,023	775,434	858,616	11	10	654,987	4	38,777	-----	-------	-------	----------	11	1,194
100 to 199 cows	12	3	1,547	440	1,250,678	359,995	12	12	1,197,633	2	7,939	-----	-------	-------	----------	12	1,707
200 cows and over	3	3	1,563	1,010	1,376,597	652,553	3	3	954,870	2	99,900	-----	-------	-------	----------	3	1,604
Adams																	
Total	960	1,111	6,512	7,221	4,253,683	4,582,017	599	394	3,137,937	206	133,235	29	9,435	384	50,806	950	6,904
None	xxx	xxx	xxx	xxx	xxx	xxx	xxx	xxx	xxx	xxx	xxx	xxx	xxx	xxx	xxx	46	210
1 cow	221	401	221	554	120,933	319,655	17	6	2,133	6	609	5	426	104	9,242	204	265
2 cows	161		322		174,171		53	23	14,105	25	3,992	7	831	91	10,845	145	355
3 cows	59		177		86,032		32	14	18,721	18	6,042	5	492	27	5,037	56	182
4 cows	57	465	228	2,550	95,755	1,583,382	46	20	30,253	26	7,192	6	600	31	3,656	56	239
5 to 9 cows	230		1,594		918,142		219	133	586,369	90	57,996	5	1,220	88	11,128	217	1,624
10 to 14 cows	120	180	1,396	2,295	917,175	1,513,149	120	96	744,915	29	31,331	-----	-------	31	3,749	120	1,513
15 to 19 cows	48		788		535,136		48	39	423,828	9	21,474	-----	-------	5	936	47	819
20 to 29 cows	41	42	906	956	728,683	591,131	41	40	674,414	2	4,437	1	5,866	7	8,213	38	874
30 cows and over	23	23	880	866	677,656	574,700	23	23	643,199	1	162	-----	-------	-------	----------	21	823
Alamosa																	
Total	416	368	2,100	2,169	1,113,365	1,209,930	278	127	389,909	142	119,547	51	12,684	246	38,283	413	2,367
None	xxx	xxx	xxx	xxx	xxx	xxx	xxx	xxx	xxx	xxx	xxx	xxx	xxx	xxx	xxx	17	47
1 cow	81	128	81	192	37,851	105,657	8	1	650	4	780	4	305	41	2,937	71	116
2 cows	69		138		74,230		37	17	13,791	12	3,556	11	1,078	47	4,989	65	202
3 cows	47		141		70,161		34	18	25,470	14	6,925	5	343	25	2,791	46	170
4 cows	44	185	176	941	77,287	509,699	38	15	17,117	23	7,630	8	1,206	27	4,207	43	221
5 to 9 cows	131		835		412,228		117	50	96,350	71	59,358	14	4,273	82	14,533	128	898
10 to 14 cows	27	39	315	502	139,075	255,915	27	15	61,881	9	13,317	5	1,366	16	3,383	26	274
15 to 19 cows	8		127		80,243		8	6	51,655	3	5,314	1	520	4	1,292	8	120
20 to 29 cows	4	8	85	170	62,040	77,973	4	2	14,105	3	11,478	1	104	1	156	4	86
30 cows and over	5	8	202	364	160,250	260,686	5	3	108,890	3	11,189	2	3,489	3	3,995	5	235
Arapahoe																	
Total	625	732	6,401	5,644	4,476,464	3,724,903	430	220	3,039,191	223	315,504	39	3,886	282	32,621	629	7,006
None	xxx	xxx	xxx	xxx	xxx	xxx	xxx	xxx	xxx	xxx	xxx	xxx	xxx	xxx	xxx	40	201
1 cow	168	268	168	370	91,770	213,418	39	19	4,390	8	746	16	1,308	73	6,712	147	220
2 cows	75		150		74,518		35	16	11,150	13	2,760	11	767	40	4,544	70	178
3 cows	48		144		74,790		34	14	18,070	21	7,127	2	175	26	3,131	46	184
4 cows	33	289	132	1,576	59,501	907,481	31	7	10,519	23	9,761	3	130	25	2,486	32	145
5 to 9 cows	143		972		445,678		133	42	136,805	96	67,691	6	1,466	89	11,686	139	1,160
10 to 14 cows	63	109	714	1,410	393,107	841,970	63	36	224,695	33	45,113	1	40	18	2,355	62	806
15 to 19 cows	35		562		344,833		35	28	263,625	11	23,960	-----	-------	6	1,182	33	589
20 to 29 cows	26	41	614	926	452,852	638,400	26	24	382,324	7	19,094	-----	-------	3	400	26	627
30 to 49 cows	22	20	789	682	601,308	537,579	22	22	548,641	6	16,164	-----	-------	2	125	22	841
50 to 74 cows	6	2	350	100	301,391	76,850	6	6	294,002	-------	----------	-----	-------	-------	----------	6	307
75 to 99 cows	2	2	169	170	163,384	209,205	2	2	111,887	2	16,077	-----	-------	-------	----------	2	175
100 cows and over	4	1	1,637	410	1,473,332	300,000	4	4	1,035,083	3	107,021	-----	-------	-------	----------	4	1,573
Archuleta																	
Total	254	241	1,111	1,127	551,655	571,942	132	11	17,766	123	90,685	9	604	171	17,430	260	1,078
None	xxx	xxx	xxx	xxx	xxx	xxx	xxx	xxx	xxx	xxx	xxx	xxx	xxx	xxx	xxx	18	34
1 cow	51	105	51	150	14,574	60,132	-------	-----	----------	-------	----------	-----	-------	20	1,156	45	54
2 cows	44		88		25,622		8	1	36	5	791	2	72	26	1,965	42	101
3 cows	36		108		39,410		13	1	120	11	4,444	2	216	29	2,656	34	114
4 cows	26	105	104	545	55,315	279,397	20	-----	----------	18	9,543	3	221	20	3,011	26	108
5 to 9 cows	77		511		265,314		71	5	3,127	70	49,907	2	95	62	7,624	75	470
10 cows and over	20	31	249	432	151,420	232,413	20	4	14,483	19	26,000	-----	-------	14	1,018	20	197

TABLE 19.—COWS MILKED AND MILK PRODUCED, 1939 AND 1929; DAIRY PRODUCTS SOLD AND BUTTER CHURNED, 1939; AND COWS KEPT FOR MILK APR. 1, 1940; BY NUMBER OF COWS MILKED, BY COUNTIES—Continued

(For explanation and definitions, see text)

STATE OR COUNTY AND NUMBER OF COWS MILKED	COWS MILKED				MILK PRODUCED (GALLONS)		DAIRY PRODUCTS SOLD, 1939						BUTTER CHURNED ON FARMS, 1939		COWS KEPT MAINLY FOR MILK PRODUCTION, APR. 1, 1940	
	Farms reporting		Number					Whole milk sold		Cream sold		Butter sold				
	1939	1929	1939	1929	1939	1929	Farms reporting	Farms reporting	Gallons	Farms reporting	Pounds of butterfat	Farms reporting	Pounds	Farms reporting	Pounds	Farms reporting	Number
COLORADO—Contd.																	
Baca																	
Total	633	1,243	2,398	6,832	1,005,151	2,515,161	344	30	48,166	311	162,975	33	4,861	549	53,821	629	2,740
None	xxx	xxx	xxx	xxx	xxx	xxx	xxx	xxx		xxx	xxx	xxx	xxx	xxx	xxx	25	52
1 cow	172	357	172	519	74,680	186,999	21	1	90	9	853	11	534	141	10,630	161	271
2 cows	117		234		93,044		39	2	140	36	6,342	2	122	105	9,116	114	281
3 cows	75		225		81,125		42	6	2,024	36	8,697	3	446	70	6,364	70	255
4 cows	75	685	300	3,758	114,014	1,398,964	55	4	1,940	48	12,509	8	419	67	7,131	73	314
5 to 9 cows	164		1,067		448,763		158	14	9,972	155	95,895	11	3,340	145	17,857	158	1,147
10 to 14 cows	20	192	228	2,354	95,640	841,698	19	1	3,000	19	23,051	—	—	15	1,572	19	236
15 to 19 cows	7		110		65,425		7	1	17,000	6	11,060	—	—	5	1,001	6	108
20 to 29 cows	3	8	62	168	32,460	80,300	3	1	14,000	2	4,568	—	—	1	150	3	76
30 to 49 cows	—	1	—	33	—	27,200	—	—	—	—	—	—	—	—	—	—	—
Bent																	
Total	542	647	1,594	2,980	792,380	1,337,269	209	46	149,973	155	48,249	29	5,473	426	48,893	534	1,735
None	xxx	xxx	xxx	xxx	xxx	xxx	xxx	xxx		xxx	xxx	xxx	xxx	xxx	xxx	23	42
1 cow	201	285	201	410	104,556	210,148	24	5	905	15	1,320	5	319	145	12,260	169	255
2 cows	149		298		135,399		44	6	2,902	33	6,682	7	978	125	14,198	139	321
3 cows	65		195		88,508		36	2	2,095	31	5,692	3	1,180	53	6,577	64	212
4 cows	45	276	180	1,388	80,970	647,148	33	7	5,362	24	7,150	5	617	37	5,275	42	181
5 to 9 cows	69		444		216,676		59	20	44,875	42	19,144	7	2,289	58	9,443	64	454
10 to 14 cows	9	80	103	1,003	40,220	360,705	9	3	12,686	7	5,643	2	90	6	890	9	94
15 to 19 cows	1		17		8,120		1	—	—	1	800	—	—	1	100	1	17
20 cows and over	3	6	156	179	119,931	119,268	3	3	81,148	2	1,818	—	—	1	150	3	159
Boulder																	
Total	1,050	1,113	6,367	6,386	4,082,518	3,921,278	759	548	2,946,405	168	141,832	97	18,142	391	58,696	1,048	6,809
None	xxx	xxx	xxx	xxx	xxx	xxx	xxx	xxx		xxx	xxx	xxx	xxx	xxx	xxx	43	134
1 cow	246	390	246	558	141,041	336,802	72	35	7,691	10	653	34	4,094	148	15,535	220	313
2 cows	151		302		158,091		80	32	21,407	29	6,194	26	4,289	89	13,090	144	339
3 cows	84		252		147,312		66	29	36,817	30	12,118	14	1,832	45	7,432	81	269
4 cows	90	523	360	2,857	198,843	1,751,074	79	53	97,491	22	12,677	7	1,213	34	4,861	86	380
5 to 9 cows	263		1,736		1,072,719		249	199	732,980	53	51,646	13	5,269	55	14,002	262	1,822
10 to 14 cows	131	168	1,505	2,075	967,615	1,249,877	129	122	842,447	11	13,908	1	520	13	2,468	128	1,548
15 to 19 cows	42		701		457,057		41	39	388,790	5	5,199	2	925	6	1,233	42	731
20 to 29 cows	34	20	781	448	539,799	260,763	34	31	460,695	6	25,177	—	—	1	75	33	762
30 to 49 cows	6	11	199	373	148,624	277,762	6	5	123,670	1	8,500	—	—	—	—	6	186
50 cows and over	3	1	285	75	251,417	45,000	3	3	234,417	1	5,760	—	—	—	—	3	325
Chaffee																	
Total	210	190	876	1,010	536,036	565,370	113	35	170,863	78	44,773	24	11,005	151	26,057	212	1,005
None	xxx	xxx	xxx	xxx	xxx	xxx	xxx	xxx		xxx	xxx	xxx	xxx	xxx	xxx	13	30
1 cow	58	88	58	131	31,154	68,646	5	2	340	1	120	2	118	36	2,639	53	82
2 cows	50		100		48,570		17	6	2,945	7	1,155	6	538	33	3,933	47	105
3 cows	21		63		27,905		15	4	1,500	7	1,931	6	1,281	18	2,878	20	70
4 cows	22	74	88	366	43,040	189,929	17	—	—	15	5,760	2	168	19	2,211	21	99
5 to 9 cows	45		284		160,582		45	12	16,431	38	25,867	6	2,770	39	7,271	45	308
10 to 14 cows	8	21	90	277	51,235	157,345	8	5	21,713	5	4,595	—	—	2	200	7	73
15 to 19 cows	1		15		10,950		1	1	5,475	1	730	—	—	—	—	1	21
20 to 29 cows	2	2	45	43	35,900	20,950	2	2	18,784	2	4,243	1	130	2	400	2	48
30 cows and over	3	5	133	193	126,700	128,500	3	3	103,675	2	372	1	6,000	2	6,325	3	169
Cheyenne																	
Total	355	512	2,066	3,841	739,913	1,434,889	261	7	14,580	253	169,085	9	467	278	27,004	341	2,155
None	xxx	xxx	xxx	xxx	xxx	xxx	xxx	xxx		xxx	xxx	xxx	xxx	xxx	xxx	16	45
1 cow	47	104	47	162	17,455	62,058	3	1	200	1	80	1	40	18	1,094	36	64
2 cows	53		106		38,970		19	1	400	17	2,858	1	10	42	2,850	45	119
3 cows	29		87		31,302		22	1	1,780	21	4,492	1	29	25	2,590	27	97
4 cows	25	239	100	1,391	33,998	511,748	22	—	—	22	7,169	—	—	21	1,737	25	108
5 to 9 cows	133		845		315,330		127	3	6,400	124	72,945	2	36	113	11,852	127	871
10 to 14 cows	52	154	585	1,950	196,273	713,838	52	—	—	52	53,668	3	300	47	5,118	49	551
15 to 19 cows	10		160		53,482		10	1	5,800	10	14,182	1	52	8	1,247	10	168
20 cows and over	6	15	136	338	53,103	147,245	6	—	—	6	13,691	—	—	4	516	6	132
Clear Creek																	
Total	29	25	126	97	86,819	48,240	13	9	49,929	3	1,062	6	377	18	2,305	24	125
None	xxx	xxx	xxx	xxx	xxx	xxx	xxx	xxx		xxx	xxx	xxx	xxx	xxx	xxx	—	—
1 cow	13	12	13	16	8,439	7,960	4	1	236	—	—	4	330	9	882	11	15
2 cows	3		6		1,990		—	—	—	—	—	—	—	2	160	1	2
3 cows	5		15		8,860		2	1	36	—	—	1	25	4	587	5	15
4 cows	2	10	8	47	2,900	14,580	1	1	1,460	—	—	—	—	1	240	1	4
5 to 9 cows	3		18		11,000		3	3	3,477	2	342	1	22	2	436	3	27
10 cows and over	3	3	66	34	53,600	25,700	3	3	44,720	1	720	—	—	—	—	3	62
Conejos																	
Total	653	687	1,835	2,525	899,795	1,485,397	258	146	285,632	84	51,065	61	10,233	297	35,353	648	2,181
None	xxx	xxx	xxx	xxx	xxx	xxx	xxx	xxx		xxx	xxx	xxx	xxx	xxx	xxx	34	101
1 cow	246	376	246	522	108,341	243,538	16	5	1,950	1	100	10	713	83	5,431	221	314
2 cows	167		334		149,821		54	26	15,843	14	3,640	18	2,171	85	9,656	161	388
3 cows	74		222		98,692		43	24	22,355	8	2,177	13	1,832	42	5,768	71	246
4 cows	44	254	176	1,231	89,188	754,781	33	22	34,380	10	6,310	4	890	25	4,048	44	188
5 to 9 cows	103		622		325,089		93	56	141,445	42	28,670	14	3,527	55	8,640	98	684
10 to 14 cows	16	51	175	612	96,914	417,276	16	10	47,279	7	8,488	1	100	6	710	16	177
15 to 19 cows	—	—	—	—	—	—	—	—	—	—	—	—	—	—	—	—	—
20 to 29 cows	3	5	60	110	33,750	49,800	3	3	22,400	2	1,680	1	1,000	1	1,100	3	83
30 to 49 cows	—	—	—	—	—	—	—	—	—	—	—	—	—	—	—	—	—
50 to 74 cows	—	1	—	50	—	20,000	—	—	—	—	—	—	—	—	—	—	—

TABLE 19.—COWS MILKED AND MILK PRODUCED, 1939 AND 1929: DAIRY PRODUCTS SOLD AND BUTTER CHURNED, 1939; AND COWS KEPT FOR MILK APR. 1, 1940; BY NUMBER OF COWS MILKED, BY COUNTIES—Continued

(For explanation and definitions, see text)

STATE OR COUNTY AND NUMBER OF COWS MILKED	COWS MILKED				MILK PRODUCED (GALLONS)		DAIRY PRODUCTS SOLD, 1939							BUTTER CHURNED ON FARMS, 1939		COWS KEPT MAINLY FOR MILK PRODUCTION, APR. 1, 1940	
	Farms reporting		Number					Whole milk sold		Cream sold		Butter sold					
	1939	1929	1939	1929	1939	1929	Farms reporting	Farms reporting	Gallons	Farms reporting	Pounds of butterfat	Farms reporting	Pounds	Farms reporting	Pounds	Farms reporting	Number
COLORADO—Contd.																	
Costilla																	
Total	245	323	553	750	223,932	356,502	64	25	34,508	26	15,291	22	2,811	96	11,746	254	628
None	xxx	xxx	xxx	xxx	xxx	xxx	xxx	xxx	xxx	xxx	xxx	xxx	xxx	xxx	xxx	20	53
1 cow	128	246	128	329	56,652	132,181	9	2	575	1	330	7	705	37	3,314	122	140
2 cows	57		114		46,959		20	7	3,500	6	1,405	7	740	28	3,942	55	113
3 cows	18		54		14,717		5	3	1,820	1	450	3	186	8	572	17	50
4 cows	13	71	52	336	17,492	174,521	8	3	3,208	4	1,675	2	795	6	1,524	12	48
5 to 9 cows	26		167		71,752		20	8	19,745	13	10,631	2	300	15	2,079	25	181
10 cows and over	3	6	38	85	16,360	49,800	2	2	5,660	1	800	1	85	2	315	3	43
Crowley																	
Total	389	451	1,365	1,729	635,567	856,443	226	21	65,321	208	94,144	9	1,676	307	27,690	382	1,466
None	xxx	xxx	xxx	xxx	xxx	xxx	xxx	xxx	xxx	xxx	xxx	xxx	xxx	xxx	xxx	25	60
1 cow	121	235	121	322	62,060	191,654	26	4	1,095	21	1,673	1	27	97	6,923	109	153
2 cows	91		182		82,639		43	2	130	41	7,123	2	85	73	6,585	83	211
3 cows	50		150		66,929		35	1	276	35	9,465	1	104	41	3,932	46	158
4 cows	43	176	172	909	79,302	451,804	38	3	340	35	15,234	3	206	35	3,372	41	167
5 to 9 cows	59		383		174,267		59	6	18,380	54	28,452	2	1,254	41	4,688	54	387
10 to 14 cows	13	39	143	478	64,290	200,610	13	1	10,000	13	13,933	-----	-------	10	941	13	142
15 to 19 cows	9		149		65,800		9	2	13,000	7	14,980	-----	-------	8	885	9	168
20 to 29 cows	3	1	65	20	40,280	12,375	3	2	22,100	2	3,284	-----	-------	2	364	2	20
Custer																	
Total	247	252	1,494	1,584	662,191	706,891	163	23	138,352	141	120,408	12	2,317	183	22,484	205	1,451
None	xxx	xxx	xxx	xxx	xxx	xxx	xxx	xxx	xxx	xxx	xxx	xxx	xxx	xxx	xxx	6	18
1 cow	31	82	31	122	14,540	52,458	6	2	385	2	105	3	86	21	1,814	26	52
2 cows	39		78		28,119		6	-----	----------	6	942	-----	-------	28	1,558	21	56
3 cows	17		51		17,898		8	-----	----------	7	860	1	15	15	1,779	15	47
4 cows	31	113	124	585	47,231	204,950	21	2	330	19	8,972	2	202	26	2,895	24	103
5 to 9 cows	81		529		209,687		74	8	17,653	69	49,858	4	1,335	63	9,667	68	490
10 to 14 cows	36	44	418	537	193,566	249,556	36	4	18,925	32	43,233	1	279	26	3,691	33	434
15 to 19 cows	4		66		41,775		4	2	25,350	2	4,350	-----	-------	1	104	4	53
20 cows and over	8	13	197	340	109,375	199,927	8	5	75,709	4	12,088	1	400	3	976	8	198
Delta																	
Total	1,360	1,372	4,959	5,710	2,941,065	3,260,273	979	104	217,263	869	604,668	74	12,441	745	93,503	1,342	5,018
None	xxx	xxx	xxx	xxx	xxx	xxx	xxx	xxx	xxx	xxx	xxx	xxx	xxx	xxx	xxx	58	129
1 cow	382	633	382	924	245,462	533,664	129	15	2,614	94	12,401	29	2,700	238	25,447	340	452
2 cows	286		572		334,393		199	20	10,227	173	48,076	18	3,007	177	22,998	270	587
3 cows	176		528		308,732		154	9	16,219	141	54,066	11	1,885	92	12,668	167	519
4 cows	161	609	644	3,003	369,417	1,708,543	150	12	11,092	141	84,539	5	1,885	84	10,712	159	654
5 to 9 cows	282		1,781		1,075,378		274	29	54,892	254	263,537	8	952	125	15,140	277	1,808
10 to 14 cows	52	119	575	1,450	332,868	821,611	52	10	33,635	49	79,351	3	2,012	24	5,652	51	491
15 to 19 cows	11		180		93,320		11	3	8,752	10	27,751	-----	-------	3	530	10	137
20 to 29 cows	4	5	83	116	48,315	75,655	4	3	28,132	3	5,254	-----	-------	1	156	4	75
30 cows and over	6	6	214	217	133,180	120,800	6	3	51,700	4	29,693	-----	-------	1	200	6	166
Denver																	
Total	9	39	107	557	107,871	445,169	4	4	104,986	-------	----------	-----	-------	1	25	8	91
None	xxx	xxx	xxx	xxx	xxx	xxx	xxx	xxx	xxx	xxx	xxx	xxx	xxx	xxx	xxx	3	4
1 cow	3	15	3	21	580	13,280	-------	-----	----------	-------	----------	-----	-------	-------	----------	1	1
2 cows	1		2		730		-------	-----	----------	-------	----------	-----	-------	-------	----------	1	2
3 cows	1		3		450		-------	-----	----------	-------	----------	-----	-------	-------	----------	-------	-------
4 cows	-------	7	-------	31	----------	20,700	-------	-----	----------	-------	----------	-----	-------	-------	----------	-------	-------
5 to 9 cows	-------		-------		----------		-------	-----	----------	-------	----------	-----	-------	-------	----------	-------	-------
10 to 14 cows	1	17	10	505	9,100	411,189	1	1	8,900	-------	----------	-----	-------	1	25	1	10
15 cows and over	3		89		97,011		3	3	96,086	-------	----------	-----	-------	-------	----------	2	74
Dolores																	
Total	167	139	322	437	105,809	187,151	45	1	30	3	650	43	14,329	164	26,728	164	380
None	xxx	xxx	xxx	xxx	xxx	xxx	xxx	xxx	xxx	xxx	xxx	xxx	xxx	xxx	xxx	1	4
1 cow	77	83	77	121	26,230	50,856	5	-----	----------	-------	----------	5	457	74	4,719	74	103
2 cows	55		110		32,224		14	-----	----------	-------	----------	14	3,699	55	7,859	55	132
3 cows	14		42		14,935		9	-----	----------	2	600	7	2,218	14	4,009	14	46
4 cows	14	51	56	251	18,120	104,635	11	-----	----------	-------	----------	11	4,435	14	5,951	13	59
5 to 9 cows	7		37		14,300		6	1	30	1	50	6	3,520	7	4,210	7	36
10 to 14 cows	-------	5	-------	65	----------	31,660	-------	-----	----------	-------	----------	-----	-------	-------	----------	-------	-------
15 to 19 cows	-------		-------		----------		-------	-----	----------	-------	----------	-----	-------	-------	----------	-------	-------
Douglas																	
Total	354	363	3,728	5,985	2,174,141	3,204,585	261	182	1,568,951	83	108,421	6	1,697	141	16,778	335	3,874
None	xxx	xxx	xxx	xxx	xxx	xxx	xxx	xxx	xxx	xxx	xxx	xxx	xxx	xxx	xxx	3	20
1 cow	56	42	56	58	31,519	28,804	4	2	800	2	156	-----	-------	30	2,556	44	53
2 cows	32		64		32,963		4	1	75	1	384	2	395	24	3,930	27	65
3 cows	14		42		21,480		4	2	2,300	2	420	1	160	8	1,308	14	55
4 cows	16	81	64	486	33,381	252,641	13	2	2,400	9	4,988	2	518	11	1,826	16	70
5 to 9 cows	65		470		270,759		65	32	132,848	34	26,885	-----	-------	30	3,104	61	497
10 to 14 cows	72	121	853	1,685	527,095	957,321	72	57	394,890	18	26,721	1	624	19	2,416	72	928
15 to 19 cows	45		732		408,206		45	39	320,864	8	20,921	-----	-------	9	645	44	684
20 to 29 cows	37	79	793	1,808	439,156	1,025,277	37	30	323,133	8	27,880	-----	-------	10	993	37	800
30 cows and over	17	40	652	1,948	409,582	940,742	17	17	391,641	1	68	-----	-------	-------	----------	17	702

TABLE 19.—COWS MILKED AND MILK PRODUCED, 1939 AND 1929; DAIRY PRODUCTS SOLD AND BUTTER CHURNED, 1939; AND COWS KEPT FOR MILK APR. 1, 1940; BY NUMBER OF COWS MILKED, BY COUNTIES—Continued

(For explanation and definitions, see text)

STATE OR COUNTY AND NUMBER OF COWS MILKED	COWS MILKED				MILK PRODUCED (GALLONS)		DAIRY PRODUCTS SOLD, 1939							BUTTER CHURNED ON FARMS, 1939		COWS KEPT MAINLY FOR MILK PRODUCTION, APR. 1, 1940	
	Farms reporting		Number					Whole milk sold		Cream sold		Butter sold					
	1939	1929	1939	1929	1939	1929	Farms reporting	Farms reporting	Gallons	Farms reporting	Pounds of butterfat	Farms reporting	Pounds	Farms reporting	Pounds	Farms reporting	Number
COLORADO—Contd.																	
Eagle																	
Total	271	282	1,388	1,447	711,782	813,080	177	39	126,718	154	84,578	28	4,043	247	40,082	271	1,515
None	xxx	xxx	xxx	xxx	xxx	xxx	xxx	xxx	xxx	xxx	xxx	xxx	xxx	xxx	xxx	4	8
1 cow	47	75	47	121	28,281	60,140	4	2	18	2	400	1	50	38	2,787	45	88
2 cows	43		86		46,609		19	5	580	14	2,418	6	445	40	4,770	42	105
3 cows	37		111		59,869		26	3	1,985	25	6,785	4	190	33	4,273	37	143
4 cows	33	165	132	792	66,762	451,300	27	3	2,200	25	7,387	3	940	33	6,977	33	142
5 to 9 cows	71		440		227,581		64	12	11,480	60	37,023	7	1,988	67	13,181	70	462
10 to 14 cows	30	39	342	465	155,035	271,690	27	9	23,575	23	23,884	4	280	28	6,596	30	375
15 to 19 cows	6		91		51,365		6	2	24,950	4	5,129	2	57	5	812	6	97
20 cows and over	4	3	119	69	76,500	29,950	4	3	61,950	3	1,552	1	95	3	686	4	115
Elbert																	
Total	826	1,049	6,716	8,671	3,053,778	4,313,831	679	130	761,524	560	569,453	8	1,011	605	59,677	824	7,192
None	xxx	xxx	xxx	xxx	xxx	xxx	xxx	xxx	xxx	xxx	xxx	xxx	xxx	xxx	xxx	35	154
1 cow	75	162	75	240	30,237	115,101	5	———	———	3	470	2	40	56	3,434	62	98
2 cows	56		112		45,139		24	2	450	21	3,511	1	20	48	4,066	53	173
3 cows	52		156		67,175		32	2	3,645	30	9,030	———	———	43	3,897	48	186
4 cows	48	533	192	3,176	76,415	1,550,636	36	———	———	35	13,526	1	300	41	3,754	47	247
5 to 9 cows	315		2,191		950,947		301	41	142,163	263	208,258	———	———	230	21,887	302	2,366
10 to 14 cows	190	293	2,162	3,771	1,007,767	1,850,088	190	43	227,457	155	207,208	2	475	134	14,770	186	2,213
15 to 19 cows	52		849		396,461		51	19	124,743	36	74,281	2	176	33	4,842	52	859
20 to 29 cows	31	49	686	1,065	329,438	556,564	31	16	160,303	15	44,326	———	———	16	2,369	31	605
30 to 49 cows	9	11	293	369	150,199	205,442	9	7	102,763	2	8,843	———	———	4	658	8	291
50 to 74 cows	———	1	———	50	———	36,000	———	———	———	———	———	———	———	———	———	———	———
El Paso																	
Total	1,006	1,158	7,587	9,996	3,576,598	5,290,288	706	192	1,766,505	529	375,532	24	7,309	718	75,117	977	8,505
None	xxx	xxx	xxx	xxx	xxx	xxx	xxx	xxx	xxx	xxx	xxx	xxx	xxx	xxx	xxx	40	180
1 cow	175	239	175	342	72,550	156,848	18	7	1,262	10	1,907	2	30	117	7,845	149	249
2 cows	140		280		115,029		57	10	5,893	46	7,698	7	795	104	11,119	129	390
3 cows	67		201		80,069		40	3	1,470	37	9,229	2	290	55	6,014	61	236
4 cows	88	553	352	3,165	130,754	1,493,028	75	11	12,474	66	23,453	———	———	69	5,668	82	449
5 to 9 cows	289		1,922		775,196		269	40	116,233	234	141,097	6	1,010	235	24,313	278	2,226
10 to 14 cows	134	275	1,526	3,460	607,558	1,664,689	134	43	212,628	95	101,092	6	406	93	9,937	129	1,511
15 to 19 cows	47		764		352,659		47	20	159,296	28	51,080	———	———	27	3,279	44	749
20 to 29 cows	32	59	735	1,342	425,920	737,508	32	26	345,949	8	13,056	1	4,778	9	6,172	32	754
30 to 49 cows	26	18	945	606	524,585	324,008	26	25	486,720	4	6,920	———	———	7	770	25	942
50 to 74 cows	4	10	235	556	129,780	454,332	4	4	118,080	———	———	———	———	———	———	4	380
75 cows and over	4	4	454	525	368,500	459,875	4	3	306,500	1	20,000	———	———	———	———	4	439
Fremont																	
Total	530	574	1,640	1,836	805,076	1,158,003	202	79	309,548	111	41,976	45	7,462	406	47,874	527	1,640
None	xxx	xxx	xxx	xxx	xxx	xxx	xxx	xxx	xxx	xxx	xxx	xxx	xxx	xxx	xxx	30	64
1 cow	251	355	251	469	123,198	247,638	41	22	3,276	8	854	15	1,375	184	17,680	232	268
2 cows	121		242		96,725		37	10	2,293	23	5,407	9	1,074	102	10,774	114	257
3 cows	42		126		50,604		26	7	4,710	19	3,213	7	442	36	3,966	40	114
4 cows	32	192	128	938	44,894	548,381	18	4	724	14	3,549	5	1,049	28	3,872	31	142
5 to 9 cows	54		328		148,178		50	21	63,241	31	13,853	6	620	38	4,836	51	336
10 to 14 cows	14	22	168	274	83,130	164,138	14	1	6,550	12	13,105	2	2,486	13	4,594	14	150
15 to 19 cows	8		128		85,675		8	7	61,750	3	1,015	1	416	3	2,130	8	126
20 to 29 cows	4	2	87	43	51,190	42,375	4	4	49,820	———	———	———	———	1	12	4	78
30 cows and over	4	3	182	112	121,484	155,471	4	3	117,184	1	1,000	———	———	1	10	3	105
Garfield																	
Total	764	762	2,942	3,612	1,505,640	1,920,476	516	56	140,755	454	247,798	47	7,488	640	81,010	782	3,219
None	xxx	xxx	xxx	xxx	xxx	xxx	xxx	xxx	xxx	xxx	xxx	xxx	xxx	xxx	xxx	35	95
1 cow	182	297	182	432	102,447	220,818	43	5	760	25	2,595	14	955	141	14,430	177	242
2 cows	142		284		144,333		79	4	569	71	12,407	7	699	128	14,857	135	328
3 cows	132		396		184,346		109	6	3,995	96	28,197	13	2,625	112	15,467	131	426
4 cows	92	377	368	1,965	181,265	1,062,063	75	5	3,155	70	35,109	8	1,859	81	11,315	91	395
5 to 9 cows	163		1,017		508,806		157	20	24,520	147	106,626	3	1,250	140	19,766	162	1,059
10 to 14 cows	38	79	419	1,015	209,265	534,805	38	8	30,366	35	41,917	1	100	31	4,293	37	418
15 to 19 cows	11		187		115,460		11	4	40,030	8	17,711	1	20	6	792	10	154
20 to 29 cows	4	9	89	202	59,720	102,790	4	4	38,260	2	3,256	———	———	1	110	4	102
Gilpin																	
Total	35	28	118	128	50,075	54,745	20	15	19,747	8	1,292	8	1,400	24	3,124	31	120
None	xxx	xxx	xxx	xxx	xxx	xxx	xxx	xxx	xxx	xxx	xxx	xxx	xxx	xxx	xxx	1	3
1 cow	9	15	9	20	5,195	7,130	2	1	20	———	———	2	85	6	427	7	9
2 cows	10		20		9,465		6	5	1,738	3	567	1	10	6	369	8	18
3 cows	5		15		5,455		2	2	480	1	15	1	75	4	382	4	27
4 cows	3	13	12	106	5,090	47,615	3	2	472	2	140	2	510	3	815	3	9
5 cows and over	8		62		24,890		7	5	17,037	2	570	2	720	5	1,131	8	54

TABLE 19.—COWS MILKED AND MILK PRODUCED, 1939 AND 1929; DAIRY PRODUCTS SOLD AND BUTTER CHURNED, 1939; AND COWS KEPT FOR MILK APR. 1, 1940; BY NUMBER OF COWS MILKED, BY COUNTIES—Continued

(For explanation and definitions, see text)

STATE OR COUNTY AND NUMBER OF COWS MILKED	COWS MILKED				MILK PRODUCED (GALLONS)		DAIRY PRODUCTS SOLD, 1939							BUTTER CHURNED ON FARMS, 1939		COWS KEPT MAINLY FOR MILK PRODUCTION, APR. 1, 1940	
	Farms reporting		Number					Whole milk sold		Cream sold		Butter sold					
	1939	1929	1939	1929	1939	1929	Farms reporting	Farms reporting	Gallons	Farms reporting	Pounds of butterfat	Farms reporting	Pounds	Farms reporting	Pounds	Farms reporting	Number
COLORADO—Contd.																	
Grand																	
Total	196	166	1,225	1,411	581,757	632,652	130	39	65,095	123	93,466	12	1,505	178	28,932	183	1,297
None	xxx	xxx	xxx	xxx	xxx	xxx	xxx	xxx	xxx	xxx	xxx	xxx	xxx	xxx	xxx	5	9
1 cow	27	40	27	64	13,000	25,232	2	1	40	1	156	-----	-----	22	1,423	21	46
2 cows	23		46		20,280		6	2	375	5	615	-----	-----	19	2,476	18	79
3 cows	22		66		50,894		10	3	715	9	2,249	-----	-----	22	3,781	22	72
4 cows	27	69	108	428	46,840	187,008	22	5	1,960	20	5,465	3	97	26	4,311	25	110
5 to 9 cows	55		365		182,409		49	8	4,980	47	31,127	3	500	52	10,081	51	377
10 to 14 cows	30	44	344	596	154,911	270,538	29	10	8,745	29	32,305	4	708	27	5,552	29	341
15 to 19 cows	5		82		41,005		5	3	5,460	5	9,412	-----	-----	4	352	5	95
20 cows and over	7	13	187	323	92,418	149,874	7	7	42,820	7	12,137	2	200	6	956	7	168
Gunnison																	
Total	263	263	1,452	1,674	669,579	704,029	179	48	118,253	139	98,442	28	7,875	213	37,574	239	1,466
None	xxx	xxx	xxx	xxx	xxx	xxx	xxx	xxx	xxx	xxx	xxx	xxx	xxx	xxx	xxx	5	35
1 cow	43	67	43	104	22,657	41,375	10	6	1,052	3	312	1	36	28	1,926	34	48
2 cows	38		76		34,760		11	7	1,042	5	1,599	4	358	33	3,727	35	84
3 cows	30		90		40,616		22	1	365	18	6,493	4	335	28	3,742	25	95
4 cows	36	137	144	699	54,751	292,299	26	5	1,597	21	7,790	5	348	31	5,590	32	134
5 to 9 cows	74		473		192,006		68	11	11,410	57	36,943	7	2,468	62	12,829	67	443
10 to 14 cows	23	52	257	679	133,227	282,305	23	5	5,431	22	23,943	3	372	21	3,958	22	287
15 to 19 cows	14		227		110,692		14	8	36,927	10	17,533	3	2,958	8	4,190	14	196
20 cows and over	5	7	142	192	80,870	88,050	5	5	60,429	3	3,829	1	1,000	4	1,612	5	144
Hinsdale																	
Total	29	28	122	145	69,365	56,022	14	6	1,121	10	7,161	-----	-----	17	2,459	30	130
None	xxx	xxx	xxx	xxx	xxx	xxx	xxx	xxx	xxx	xxx	xxx	xxx	xxx	xxx	xxx	2	3
1 cow	6	8	6	14	2,950	4,650	-----	-----	-----	-----	-----	-----	-----	2	200	5	6
2 cows	7		14		7,250		2	1	600	1	75	-----	-----	2	250	7	19
3 cows	6		18		6,025		5	3	205	3	671	-----	-----	6	399	6	18
4 cows	-----	17	-----	90	-----	33,322	-----	-----	-----	-----	-----	-----	-----	-----	-----	-----	-----
5 to 9 cows	7		48		33,120		5	2	316	4	3,215	-----	-----	6	1,090	7	49
10 cows and over	3	3	36	41	20,020	18,050	2	-----	-----	2	3,200	-----	-----	1	520	3	35
Huerfano																	
Total	408	510	1,192	2,366	464,799	1,029,478	123	25	83,055	83	46,067	29	6,643	195	19,742	420	1,421
None	xxx	xxx	xxx	xxx	xxx	xxx	xxx	xxx	xxx	xxx	xxx	xxx	xxx	xxx	xxx	49	154
1 cow	182	262	182	393	61,410	140,323	11	4	991	2	280	7	229	57	2,585	164	222
2 cows	95		190		64,494		14	3	550	11	2,800	3	363	50	4,077	82	174
3 cows	46		138		46,014		21	3	2,290	13	4,257	6	1,103	36	3,911	42	148
4 cows	24	187	96	972	30,773	375,312	17	1	1,825	13	2,899	3	507	18	2,071	24	99
5 to 9 cows	37		246		120,048		36	3	4,594	29	19,508	7	2,911	22	4,908	36	272
10 to 14 cows	14	49	150	623	57,010	337,903	14	5	18,453	11	8,426	2	1,430	9	1,995	14	163
15 to 19 cows	3		46		23,600		3	2	20,009	1	250	-----	-----	1	50	3	62
20 to 29 cows	7	5	144	112	61,450	42,050	7	4	34,343	3	7,647	1	100	2	165	6	127
30 to 49 cows	-----	6	-----	216	-----	113,890	-----	-----	-----	-----	-----	-----	-----	-----	-----	-----	-----
50 to 74 cows	-----	1	-----	50	-----	20,000	-----	-----	-----	-----	-----	-----	-----	-----	-----	-----	-----
Jackson																	
Total	148	141	646	888	288,951	410,825	56	3	1,430	49	47,852	10	3,932	85	19,400	145	739
None	xxx	xxx	xxx	xxx	xxx	xxx	xxx	xxx	xxx	xxx	xxx	xxx	xxx	xxx	xxx	4	48
1 cow	16	38	16	64	7,575	31,605	-----	-----	-----	-----	-----	-----	-----	6	659	15	20
2 cows	26		52		18,400		-----	-----	-----	-----	-----	-----	-----	9	1,177	25	61
3 cows	23		69		30,945		6	-----	-----	5	1,276	1	156	15	2,448	23	82
4 cows	32	71	128	384	47,785	161,218	12	-----	-----	11	5,745	2	260	21	3,614	30	139
5 to 9 cows	36		219		95,016		25	2	1,370	20	14,150	5	3,366	24	9,012	35	212
10 to 14 cows	9	29	99	370	51,380	187,002	9	1	60	9	15,231	1	50	7	1,608	9	100
15 to 19 cows	4		63		37,850		4	-----	-----	4	11,450	1	100	3	884	4	77
20 to 29 cows	-----	3	-----	70	-----	31,000	-----	-----	-----	-----	-----	-----	-----	-----	-----	-----	-----
Jefferson																	
Total	909	901	5,748	5,303	4,107,518	3,686,841	484	380	3,185,574	111	78,062	86	11,576	431	60,742	907	6,174
None	xxx	xxx	xxx	xxx	xxx	xxx	xxx	xxx	xxx	xxx	xxx	xxx	xxx	xxx	xxx	37	109
1 cow	365	471	365	592	222,746	387,151	70	44	7,980	9	1,153	27	2,037	228	24,685	342	426
2 cows	152		304		170,135		67	43	27,434	22	5,821	16	1,123	99	13,892	145	336
3 cows	43		129		77,921		24	13	18,977	10	4,796	4	1,343	24	5,344	42	158
4 cows	48	242	192	1,280	103,070	824,173	31	21	40,601	13	7,007	2	250	24	4,191	46	182
5 to 9 cows	130		843		515,044		121	98	362,205	33	17,439	12	992	35	4,175	126	861
10 to 14 cows	76	130	892	1,704	598,758	1,126,766	76	70	500,803	13	21,868	3	530	12	2,150	74	929
15 to 19 cows	31		522		365,311		31	30	327,819	4	3,055	1	1	4	344	31	508
20 to 29 cows	32	36	741	823	585,283	667,025	32	31	537,956	2	8,221	-----	-----	3	510	32	773
30 to 49 cows	18	19	681	670	658,330	549,786	18	18	577,829	4	3,952	1	5,300	2	5,451	18	698
50 to 74 cows	9	1	509	55	467,670	42,000	9	9	442,940	1	4,950	-----	-----	-----	-----	9	549
75 to 99 cows	2	2	170	169	102,500	89,940	2	2	101,800	-----	-----	-----	-----	-----	-----	2	202
100 to 199 cows	3	-----	400	-----	240,750	-----	3	3	239,220	-----	-----	-----	-----	-----	-----	3	445
Kiowa																	
Total	362	468	2,049	3,110	881,042	1,140,290	236	17	7,195	227	175,852	6	1,700	320	30,900	355	2,194
None	xxx	xxx	xxx	xxx	xxx	xxx	xxx	xxx	xxx	xxx	xxx	xxx	xxx	xxx	xxx	7	12
1 cow	64	106	64	155	27,015	60,250	7	3	515	4	110	-----	-----	47	2,846	57	88
2 cows	59		118		45,033		9	2	530	7	1,659	-----	-----	51	4,107	57	151
3 cows	32		96		46,842		23	3	387	21	6,054	1	80	27	1,997	31	104
4 cows	29	253	116	1,413	51,714	565,384	26	-----	-----	25	8,061	1	208	26	2,824	29	117
5 to 9 cows	111		728		315,908		105	6	2,245	104	65,720	3	1,012	105	11,200	108	775
10 to 14 cows	42	96	466	1,245	182,523	416,856	41	1	456	41	44,045	-----	-----	41	4,581	41	477
15 to 19 cows	16		289		130,492		16	1	500	16	29,259	-----	-----	15	1,615	16	259
20 to 29 cows	9	13	192	297	81,515	97,820	9	1	2,582	9	20,964	1	400	8	1,730	9	233

TABLE 19.—COWS MILKED AND MILK PRODUCED, 1939 AND 1929; DAIRY PRODUCTS SOLD AND BUTTER CHURNED, 1939; AND COWS KEPT FOR MILK APR. 1, 1940; BY NUMBER OF COWS MILKED, BY COUNTIES—Continued

(For explanation and definitions, see text)

STATE OR COUNTY AND NUMBER OF COWS MILKED	COWS MILKED				MILK PRODUCED (GALLONS)		DAIRY PRODUCTS SOLD, 1939							BUTTER CHURNED ON FARMS, 1939		COWS KEPT MAINLY FOR MILK PRODUCTION, APR. 1, 1940	
	Farms reporting		Number					Whole milk sold		Cream sold		Butter sold					
	1939	1929	1939	1929	1939	1929	Farms reporting	Farms reporting	Gallons	Farms reporting	Pounds of butterfat	Farms reporting	Pounds	Farms reporting	Pounds	Farms reporting	Number
COLORADO—Contd.																	
Kit Carson																	
Total	896	1,343	6,046	8,416	2,422,328	3,535,239	753	43	68,826	712	523,837	31	5,101	763	77,727	900	6,748
None	xxx	xxx	xxx	xxx	xxx	xxx	xxx	xxx	xxx	xxx	xxx	xxx	xxx	xxx	xxx	35	159
1 cow	73	277	73	427	29,491	181,794	11	1	120	9	1,090	1	25	38	2,008	69	135
2 cows	100		200		74,469		45	2	400	41	8,252	4	291	84	6,630	93	267
3 cows	60		180		66,665		50	5	2,035	46	11,681	1	52	48	3,941	56	216
4 cows	89	804	356	4,456	137,675	1,929,366	80	3	1,662	77	25,565	4	756	77	8,322	86	421
5 to 9 cows	363		2,502		990,599		356	19	25,995	335	221,998	11	1,271	327	30,654	352	2,612
10 to 14 cows	159	238	1,792	2,941	742,282	1,220,239	159	10	19,204	154	167,431	6	2,327	145	19,972	158	1,930
15 to 19 cows	38		614		245,684		38	—	—	38	58,001	2	254	32	4,126	38	700
20 cows and over	14	24	329	592	135,463	203,840	14	3	19,410	12	29,819	2	125	12	2,074	13	308
Lake																	
Total	20	31	265	244	132,855	141,525	11	10	105,385	5	2,947	—	—	7	440	21	261
None	xxx	xxx	xxx	xxx	xxx	xxx	xxx	xxx	xxx	xxx	xxx	xxx	xxx	xxx	xxx	1	1
1 cow	3	13	3	21	875	10,665	—	—	—	—	—	—	—	1	52	3	4
2 cows	5		10		3,795		1	1	30	—	—	—	—	2	113	5	10
3 cows	1		3		365		—	—	—	—	—	—	—	1	25	1	3
4 cows	1	6	4	31	1,200	15,895	—	—	—	—	—	—	—	1	32	1	4
5 to 9 cows	—		—		—		—	—	—	—	—	—	—	—	—	—	—
10 to 14 cows	3	9	32	113	14,875	57,065	3	3	10,625	2	200	—	—	1	10	3	35
15 to 19 cows	2		30		17,345		2	1	10,045	1	1,820	—	—	1	208	2	25
20 to 29 cows	1	3	27	79	10,950	57,900	1	1	10,600	—	—	—	—	—	—	1	39
30 to 49 cows	4	—	156	—	83,450	—	4	4	74,085	2	927	—	—	—	—	4	140
La Plata[1]																	
Total	810	851	4,545	4,759	2,409,501	2,807,199	603	53	227,099	567	502,414	22	7,783	603	73,340	830	4,730
None	xxx	xxx	xxx	xxx	xxx	xxx	xxx	xxx	xxx	xxx	xxx	xxx	xxx	xxx	xxx	54	201
1 cow	113	260	113	389	52,833	226,538	12	2	425	8	761	3	149	75	6,335	103	152
2 cows	121		242		111,723		57	3	1,250	54	11,484	5	266	81	8,213	115	254
3 cows	83		249		123,401		60	7	6,244	56	21,696	3	254	69	8,333	79	284
4 cows	78	451	312	2,398	156,255	1,484,343	69	3	355	68	34,882	1	50	59	6,569	75	348
5 to 9 cows	297		1,968		1,028,631		287	11	13,287	279	246,704	6	3,360	241	29,564	291	1,967
10 to 14 cows	84	124	930	1,561	513,533	849,763	84	14	44,959	75	113,502	4	3,704	62	12,585	81	861
15 to 19 cows	19		307		150,209		19	5	34,705	15	32,252	—	—	10	984	17	241
20 to 29 cows	11	10	237	209	141,160	100,200	11	5	50,500	10	21,725	—	—	6	757	11	241
30 cows and over	4	6	187	202	131,756	146,355	4	3	75,374	2	19,428	—	—	—	—	4	181
Larimer																	
Total	1,394	1,441	6,438	6,606	3,823,370	3,956,027	994	620	2,133,436	388	221,008	90	18,701	702	92,869	1,404	7,006
None	xxx	xxx	xxx	xxx	xxx	xxx	xxx	xxx	xxx	xxx	xxx	xxx	xxx	xxx	xxx	60	159
1 cow	303	606	303	886	178,675	549,969	67	34	9,465	23	2,908	15	1,602	181	15,092	274	395
2 cows	277		554		315,416		170	81	68,119	73	15,717	31	3,975	160	21,185	269	648
3 cows	154		462		263,892		130	67	80,517	65	21,345	16	2,219	84	12,127	152	507
4 cows	158	674	632	3,370	356,546	1,942,098	139	81	149,750	64	30,859	7	687	80	9,918	157	683
5 to 9 cows	366		2,361		1,414,974		352	253	840,037	122	97,964	10	1,806	142	18,267	358	2,486
10 to 14 cows	87	139	1,001	1,711	616,968	1,045,908	87	61	425,059	30	34,513	9	4,337	39	9,555	87	1,016
15 to 19 cows	28		483		265,608		28	24	226,193	4	6,318	1	75	7	1,092	27	432
20 to 29 cows	13	13	295	304	174,188	225,807	13	11	125,348	4	11,084	—	—	7	1,173	13	315
30 cows and over	8	9	367	335	237,103	192,245	8	8	208,948	1	300	1	4,000	2	4,460	7	365
Las Animas																	
Total	884	1,210	3,044	5,708	1,103,549	2,290,359	317	70	262,866	250	113,822	33	6,793	476	43,630	851	3,406
None	xxx	xxx	xxx	xxx	xxx	xxx	xxx	xxx	xxx	xxx	xxx	xxx	xxx	xxx	xxx	37	102
1 cow	305	578	305	856	100,223	296,446	11	4	765	5	422	3	106	94	4,997	274	394
2 cows	221		442		130,915		43	15	3,552	24	4,263	8	413	129	8,961	202	521
3 cows	97		291		84,464		38	5	2,025	31	5,253	4	461	70	6,449	90	347
4 cows	70	474	280	2,461	93,980	951,403	51	10	6,201	45	17,344	2	308	53	4,758	67	335
5 to 9 cows	137		873		265,135		120	16	25,036	106	47,093	12	2,290	95	10,651	127	851
10 to 14 cows	36	140	413	1,753	155,399	653,710	36	9	35,037	30	25,318	4	3,215	27	6,622	36	406
15 to 19 cows	9		145		64,455		9	4	39,550	6	6,129	—	—	6	662	9	97
20 to 29 cows	6	12	134	268	84,900	124,180	6	4	53,300	2	4,000	—	—	2	550	6	178
30 to 49 cows	—	4	—	120	—	60,000	—	—	—	—	—	—	—	—	—	—	—
50 to 74 cows	3	1	161	60	124,100	50,000	3	3	97,400	1	4,000	—	—	—	—	3	175
75 to 99 cows	—	—	—	—	—	—	—	—	—	—	—	—	—	—	—	—	—
100 to 199 cows	—	1	—	190	—	174,620	—	—	—	—	—	—	—	—	—	—	—
Lincoln																	
Total	654	1,019	3,985	6,024	1,561,064	2,531,147	486	26	94,977	466	318,907	22	2,726	584	58,172	637	4,456
None	xxx	xxx	xxx	xxx	xxx	xxx	xxx	xxx	xxx	xxx	xxx	xxx	xxx	xxx	xxx	29	121
1 cow	85	239	85	358	40,804	153,469	6	1	70	4	153	1	18	66	4,334	70	117
2 cows	87		174		63,852		34	1	1,835	30	4,056	5	271	79	6,943	79	231
3 cows	55		165		58,649		34	3	1,257	32	7,757	2	218	47	4,792	54	215
4 cows	62	597	248	3,300	100,146	1,408,154	55	2	1,550	52	20,475	2	124	58	5,704	59	290
5 to 9 cows	245		1,654		591,760		237	9	4,591	232	140,741	9	876	223	23,083	233	1,754
10 to 14 cows	80	171	909	2,073	352,180	832,001	80	3	5,085	79	88,608	—	—	78	8,789	78	951
15 to 19 cows	26		425		175,411		26	2	11,400	24	35,877	2	643	22	3,189	22	427
20 to 29 cows	10	10	215	231	89,612	94,225	10	1	10,775	10	17,984	1	576	9	1,074	9	196
30 to 49 cows	4	2	130	62	88,650	43,298	4	4	58,414	3	3,256	—	—	2	264	4	154

[1]Includes data for 4 farms reported in 1939 and 2 farms reported in 1929 for San Juan County.

TABLE 19.—COWS MILKED AND MILK PRODUCED, 1939 AND 1929; DAIRY PRODUCTS SOLD AND BUTTER CHURNED, 1939; AND COWS KEPT FOR MILK APR. 1, 1940; BY NUMBER OF COWS MILKED, BY COUNTIES—Continued

(For explanation and definitions, see text)

STATE OR COUNTY AND NUMBER OF COWS MILKED	COWS MILKED				MILK PRODUCED (GALLONS)		DAIRY PRODUCTS SOLD, 1939							BUTTER CHURNED ON FARMS, 1939		COWS KEPT MAINLY FOR MILK PRODUCTION, APR. 1, 1940	
	Farms reporting		Number					Whole milk sold		Cream sold		Butter sold					
	1939	1929	1939	1929	1939	1929	Farms reporting	Farms reporting	Gallons	Farms reporting	Pounds of butterfat	Farms reporting	Pounds	Farms reporting	Pounds	Farms reporting	Number
COLORADO—Contd.																	
Logan																	
Total	1,357	1,581	6,671	7,244	3,263,893	3,373,098	1,037	86	277,701	963	599,342	47	9,248	1,118	128,207	1,344	7,228
None	xxx	xxx	xxx	xxx	xxx	xxx	xxx	xxx	xxx	xxx	xxx	xxx	xxx	xxx	xxx	31	80
1 cow	202	537	202	840	112,203	427,014	39	4	235	30	2,773	9	851	135	10,132	188	335
2 cows	227		454		230,635		131	13	6,963	113	25,827	8	1,035	183	16,457	220	622
3 cows	176		528		256,414		141	9	6,195	130	41,619	7	716	147	15,221	187	607
4 cows	155	899	620	4,463	300,281	2,033,282	141	3	1,389	138	60,516	2	300	144	15,941	150	694
5 to 9 cows	450		2,902		1,404,065		440	35	61,962	420	294,938	16	3,835	390	51,456	443	3,047
10 to 14 cows	117	134	1,327	1,605	617,760	736,507	115	15	64,079	107	133,585	4	720	98	13,999	115	1,255
15 to 19 cows	21		339		155,440		21	2	11,356	19	29,544	1	2,011	18	4,635	21	303
20 to 29 cows	5	5	114	114	62,495	56,790	5	2	25,042	4	8,100	-----	-------	3	586	5	111
30 cows and over	4	6	185	222	124,600	119,505	4	3	100,500	2	4,440	-----	-------	-------	-------	4	176
Mesa																	
Total	1,760	1,656	5,331	6,543	3,144,297	3,919,882	923	157	556,110	694	436,983	150	20,328	1,252	153,544	1,762	5,652
None	xxx	xxx	xxx	xxx	xxx	xxx	xxx	xxx	xxx	xxx	xxx	xxx	xxx	xxx	xxx	78	181
1 cow	733	887	733	1,208	459,424	680,974	176	44	9,459	69	7,773	90	8,035	555	57,983	677	841
2 cows	422		844		486,073		226	43	16,760	161	43,203	40	8,199	326	44,678	414	899
3 cows	188		564		306,238		138	15	7,795	117	41,328	12	1,886	136	19,880	183	590
4 cows	119	624	476	3,177	258,442	1,887,405	106	9	6,944	100	57,355	4	1,000	78	10,448	115	459
5 to 9 cows	220		1,391		760,050		199	16	35,070	193	178,118	3	808	130	16,234	218	1,395
10 to 14 cows	46	121	517	1,533	288,496	947,743	46	8	58,560	39	64,461	1	400	20	3,611	45	497
15 to 19 cows	15		243		155,809		15	8	74,962	9	23,008	-----	-------	5	410	15	244
20 to 29 cows	10	18	227	393	168,780	258,475	10	7	106,100	5	17,743	-----	-------	2	300	10	236
30 cows and over	7	6	336	232	260,985	145,285	7	7	240,460	1	5,994	-----	-------	-------	-------	7	312
Mineral																	
Total	20	20	97	82	43,082	29,598	13	10	11,473	3	1,420	3	1,000	11	3,285	21	173
None	xxx	xxx	xxx	xxx	xxx	xxx	xxx	xxx	xxx	xxx	xxx	xxx	xxx	xxx	xxx	1	25
1 cow	1	8	1	13	425	3,980	-----	-----	-------	-----	-------	-----	-------	1	6	1	1
2 cows	5		10		2,118		2	2	240	-----	-------	-----	-------	3	179	5	9
3 cows	3		9		3,050		2	1	300	-----	-------	-----	90	2	200	3	10
4 cows	5	12	20	69	8,149	25,618	4	4	2,765	-----	-------	-----	-------	1	150	5	25
5 cows and over	6		57		29,340		5	3	8,168	3	1,420	2	910	4	2,750	6	103
Moffat																	
Total	336	498	1,515	2,332	667,002	1,205,308	178	33	88,156	152	95,308	17	1,879	276	38,527	327	1,568
None	xxx	xxx	xxx	xxx	xxx	xxx	xxx	xxx	xxx	xxx	xxx	xxx	xxx	xxx	xxx	9	28
1 cow	58	189	58	289	25,876	132,116	5	1	14	3	454	1	10	39	2,451	51	94
2 cows	73		146		56,275		14	4	1,415	8	1,162	2	132	65	7,286	68	170
3 cows	46		138		55,948		23	2	269	22	6,618	5	125	38	4,492	45	144
4 cows	38	255	152	1,297	52,540	653,062	27	2	170	25	7,787	2	97	33	5,528	36	138
5 to 9 cows	88		566		261,497		77	13	26,126	71	45,782	6	1,505	77	14,102	85	562
10 to 14 cows	24	46	269	546	120,696	305,830	23	4	9,472	21	26,062	1	10	22	4,538	24	268
15 to 19 cows	4		62		30,910		4	3	23,090	1	1,500	-----	-------	1	30	4	47
20 cows and over	5	8	124	200	63,260	114,300	5	4	27,600	1	6,003	-----	-------	1	100	5	117
Montezuma																	
Total	765	692	2,968	3,390	1,416,775	2,104,339	451	32	84,564	417	283,066	32	5,270	452	50,100	748	3,109
None	xxx	xxx	xxx	xxx	xxx	xxx	xxx	xxx	xxx	xxx	xxx	xxx	xxx	xxx	xxx	46	127
1 cow	192	240	192	365	82,707	219,982	32	2	691	26	2,624	5	235	125	9,291	168	218
2 cows	160		320		126,258		58	4	887	50	11,857	6	443	102	10,993	146	343
3 cows	90		270		118,752		64	2	4,313	58	19,486	7	1,541	49	6,579	84	286
4 cows	85	377	340	2,020	136,263	1,277,472	68	2	2,880	64	26,449	6	954	53	6,025	77	303
5 to 9 cows	190		1,194		619,055		181	13	13,091	175	153,432	8	2,097	106	15,177	181	1,258
10 to 14 cows	31	66	355	808	177,675	515,571	31	5	13,702	28	41,732	-----	-------	13	1,469	30	309
15 to 19 cows	13		207		95,765		13	1	12,000	12	20,370	-----	-------	3	416	12	199
20 cows and over	4	9	90	197	60,300	91,314	4	3	37,000	4	7,116	-----	-------	1	150	4	86
Montrose																	
Total	1,162	1,003	4,009	4,102	2,338,091	2,423,152	762	139	286,164	620	353,421	43	6,252	739	87,455	1,160	4,228
None	xxx	xxx	xxx	xxx	xxx	xxx	xxx	xxx	xxx	xxx	xxx	xxx	xxx	xxx	xxx	39	85
1 cow	286	451	286	665	175,482	369,869	63	14	2,682	40	5,167	11	598	189	15,875	261	365
2 cows	283		566		317,260		151	33	14,451	114	29,340	15	1,910	194	22,439	278	628
3 cows	170		510		282,532		148	17	14,530	128	46,913	7	1,401	107	13,442	165	516
4 cows	143	471	572	2,285	345,068	1,357,849	128	25	39,853	106	55,063	3	686	93	13,018	142	613
5 to 9 cows	227		1,394		796,623		219	28	55,961	195	156,562	6	1,459	134	17,972	222	1,298
10 to 14 cows	40	66	441	805	263,865	467,475	40	16	57,011	30	46,860	1	200	19	2,859	40	483
15 to 19 cows	9		145		86,126		9	3	39,171	6	10,525	-----	-------	3	1,850	9	134
20 to 29 cows	4	14	95	307	71,135	192,512	4	3	62,505	1	2,991	-----	-------	-------	-------	4	106
30 to 49 cows	-------	1	------	40	----------	35,447	------	-----	---------	------	---------	-----	-------	-------	-------	------	-------
Morgan																	
Total	1,091	1,320	4,842	6,323	2,371,103	3,254,215	715	196	537,692	533	318,848	24	3,090	669	71,576	1,097	4,932
None	xxx	xxx	xxx	xxx	xxx	xxx	xxx	xxx	xxx	xxx	xxx	xxx	xxx	xxx	xxx	50	118
1 cow	233	493	233	730	134,624	379,005	33	6	2,640	25	2,416	2	320	118	8,257	221	318
2 cows	230		460		246,606		112	18	11,485	92	19,875	6	582	152	15,915	219	543
3 cows	121		363		182,563		94	28	27,517	67	22,957	2	522	80	9,185	119	413
4 cows	117	677	468	3,462	228,606	1,778,996	98	28	41,129	73	31,398	4	306	72	8,732	111	490
5 to 9 cows	299		1,910		949,657		287	87	216,351	212	153,317	7	504	198	21,428	290	1,921
10 to 14 cows	72	131	807	1,630	417,120	858,595	72	17	86,198	57	75,979	1	150	42	6,633	68	767
15 to 19 cows	11		175		88,946		11	6	48,473	5	8,693	1	220	5	820	11	191
20 to 29 cows	5	15	115	325	62,877	147,819	5	4	49,055	2	2,213	-----	-------	1	50	5	101
30 to 49 cows	3	2	111	66	60,104	28,600	3	2	54,844	-----	---------	1	486	1	556	3	70
50 to 74 cows	-------	2	------	110	----------	61,200	------	-----	---------	-----	---------	-----	-------	-------	-------	------	-------

TABLE 19.—COWS MILKED AND MILK PRODUCED, 1939 AND 1929; DAIRY PRODUCTS SOLD AND BUTTER CHURNED, 1939; AND COWS KEPT FOR MILK APR. 1, 1940; BY NUMBER OF COWS MILKED, BY COUNTIES—Continued

(For explanation and definitions, see text)

STATE OR COUNTY AND NUMBER OF COWS MILKED	COWS MILKED				MILK PRODUCED (GALLONS)		DAIRY PRODUCTS SOLD, 1939						BUTTER CHURNED ON FARMS, 1939		COWS KEPT MAINLY FOR MILK PRODUCTION, APR. 1, 1940	
	Farms reporting		Number					Whole milk sold		Cream sold		Butter sold				
	1939	1929	1939	1929	1939	1929	Farms reporting	Farms reporting	Gallons	Farms reporting	Pounds of butterfat	Farms reporting	Pounds	Farms reporting	Pounds	Farms reporting	Number
COLORADO—Contd.																	
Otero																	
Total	825	887	2,604	3,654	1,360,095	1,899,796	460	81	294,285	379	161,185	39	4,432	565	56,291	826	2,977
None	xxx	xxx	xxx	xxx	xxx	xxx	xxx	xxx	xxx	xxx	xxx	xxx	xxx	xxx	xxx	54	121
1 cow	274	462	274	665	145,694	353,306	58	11	2,924	39	4,242	10	514	193	15,017	234	310
2 cows	225		450		215,590		123	19	5,519	105	25,140	10	698	159	14,908	219	508
3 cows	128		384		201,286		100	8	3,571	93	28,509	10	1,474	97	11,360	121	390
4 cows	67	344	268	1,669	114,360	844,479	55	10	7,779	49	18,253	3	884	45	6,600	67	298
5 to 9 cows	93		590		283,287		86	13	19,712	74	56,858	4	296	54	6,245	93	630
10 to 14 cows	23	60	261	716	144,320	360,601	23	8	30,772	14	16,221	2	566	13	1,854	23	283
15 to 19 cows	5		78		39,870		5	4	32,250	2	1,317	———	———	1	60	5	89
20 to 29 cows	5	13	100	280	62,150	153,375	5	3	38,570	2	9,550	———	———	1	65	5	106
30 cows and over	5	8	199	324	153,538	188,035	5	5	153,188	1	1,095	———	———	2	182	5	242
Ouray																	
Total	125	153	594	830	304,708	428,732	87	12	26,198	75	47,595	9	2,044	84	13,803	129	643
None	xxx	xxx	xxx	xxx	xxx	xxx	xxx	xxx	xxx	xxx	xxx	xxx	xxx	xxx	xxx	8	45
1 cow	11	35	11	53	6,724	24,937	3	3	44	1	36	2	84	7	632	10	11
2 cows	29		58		27,328		10	3	1,827	7	2,268	2	452	19	2,986	27	67
3 cows	15		45		18,598		12	1	350	10	2,884	2	338	13	2,817	15	52
4 cows	23	99	92	510	47,102	261,970	19	1	45	18	10,092	1	25	18	2,569	23	99
5 to 9 cows	38		247		129,261		34	1	182	32	25,270	2	1,145	24	4,399	37	246
10 to 14 cows	5	19	62	267	32,690	141,825	5	1	3,700	4	3,415	———	———	2	300	5	42
15 cows and over	4		79		42,805		4	2	20,050	3	3,630	———	———	1	100	4	81
Park																	
Total	232	212	938	895	416,634	367,838	91	30	82,121	60	26,319	23	1,629	192	21,601	205	973
None	xxx	xxx	xxx	xxx	xxx	xxx	xxx	xxx	xxx	xxx	xxx	xxx	xxx	xxx	xxx	11	57
1 cow	46	82	46	112	20,430	41,522	1	———	———	1	75	———	———	31	1,513	35	49
2 cows	56		112		45,612		11	1	6	4	996	8	471	45	4,010	43	98
3 cows	36		108		39,550		8	3	380	3	558	2	230	33	4,515	32	107
4 cows	23	113	92	592	30,734	241,081	12	4	2,739	7	1,716	4	109	21	2,285	21	89
5 to 9 cows	59		358		160,063		47	16	23,245	35	15,289	7	489	51	7,023	51	352
10 to 14 cows	9	17	97	191	56,175	85,235	9	4	8,780	8	3,935	2	330	8	1,220	9	96
15 to 19 cows	———		———		———		———	———	———	———	———	———	———	———	———	———	———
20 cows and over	3	———	125	———	64,070	———	3	2	46,971	2	3,750	———	———	3	1,035	3	125
Phillips																	
Total	542	645	3,109	3,035	1,644,286	1,497,828	490	40	83,397	464	347,325	7	699	489	54,530	542	3,400
None	xxx	xxx	xxx	xxx	xxx	xxx	xxx	xxx	xxx	xxx	xxx	xxx	xxx	xxx	xxx	9	47
1 cow	47	166	47	255	27,162	130,358	12	1	450	11	1,192	1	96	35	2,582	42	60
2 cows	65		130		72,425		50	4	1,180	46	10,030	1	100	53	5,318	63	145
3 cows	38		114		58,830		36	1	300	36	10,192	———	———	36	3,647	38	133
4 cows	65	438	260	2,261	156,532	1,096,221	65	5	3,235	61	32,737	2	213	60	7,513	64	290
5 to 9 cows	256		1,689		901,605		256	19	31,640	243	202,893	2	146	241	26,478	255	1,865
10 to 14 cows	58	39	645	467	312,890	237,999	58	7	24,535	55	69,066	1	144	52	6,912	58	653
15 to 19 cows	10		156		76,592		10	2	14,757	9	14,565	———	———	9	1,820	10	159
20 to 29 cows	3	1	68	22	38,250	12,950	3	1	7,300	3	6,650	———	———	3	260	3	48
30 to 49 cows	———	1	———	30	———	20,300	———	———	———	———	———	———	———	———	———	———	———
Pitkin																	
	130	136	526	754	301,944	368,065	101	17	21,447	92	46,059	9	864	117	15,288	119	570
None	xxx	xxx	xxx	xxx	xxx	xxx	xxx	xxx	xxx	xxx	xxx	xxx	xxx	xxx	xxx	1	3
1 cow	18	27	18	43	9,257	17,169	4	3	455	1	100	———	———	15	1,033	14	16
2 cows	19		38		21,488		13	1	1,460	13	2,790	1	50	17	1,657	17	38
3 cows	25		75		45,503		20	3	1,255	17	5,206	1	10	25	3,003	22	81
4 cows	20	87	80	434	45,614	208,858	19	2	720	17	6,339	3	312	18	2,825	20	95
5 to 9 cows	44		269		156,752		41	7	12,097	40	27,221	4	492	39	6,562	41	276
10 to 14 cows	4	21	46	257	24,330	120,156	4	1	5,460	4	4,403	———	———	3	208	4	61
15 to 19 cows	———		———		———		———	———	———	———	———	———	———	———	———	———	———
20 to 29 cows	———	1	———	20	———	21,900	———	———	———	———	———	———	———	———	———	———	———
Prowers																	
Total	772	1,069	2,416	5,635	1,146,200	2,504,699	350	44	147,030	301	156,086	31	7,233	583	64,667	762	2,698
None	xxx	xxx	xxx	xxx	xxx	xxx	xxx	xxx	xxx	xxx	xxx	xxx	xxx	xxx	xxx	28	73
1 cow	248	415	248	592	122,981	295,715	18	5	1,470	11	1,499	2	75	168	12,750	227	310
2 cows	191		382		175,917		76	5	820	66	14,741	9	1,169	159	16,264	182	452
3 cows	118		354		153,856		67	7	4,740	55	17,556	8	981	98	12,915	116	393
4 cows	78	489	304	2,582	149,097	1,119,060	51	4	8,900	58	29,418	2	470	57	6,371	73	317
5 to 9 cows	109		706		332,244		98	14	33,045	89	66,713	8	2,688	82	12,080	106	713
10 to 14 cows	19	133	213	1,611	94,095	686,179	19	4	15,780	17	18,399	1	100	13	1,457	19	224
15 to 19 cows	6		101		42,555		6	2	22,100	4	4,760	———	———	4	990	6	92
20 to 29 cows	5	22	108	476	75,475	241,635	5	3	60,175	1	3,000	1	1,750	2	1,860	5	124
30 to 49 cows	———	9	———	284	———	127,110	———	———	———	———	———	———	———	———	———	———	———
50 to 74 cows	———	———	———	———	———	———	———	———	———	———	———	———	———	———	———	———	———
75 to 99 cows	———	1	———	90	———	35,000	———	———	———	———	———	———	———	———	———	———	———

TABLE 19.—COWS MILKED AND MILK PRODUCED, 1939 AND 1929; DAIRY PRODUCTS SOLD AND BUTTER CHURNED, 1939; AND COWS KEPT FOR MILK APR. 1, 1940; BY NUMBER OF COWS MILKED, BY COUNTIES—Continued

(For explanation and definitions, see text)

STATE OR COUNTY AND NUMBER OF COWS MILKED	COWS MILKED				MILK PRODUCED (GALLONS)		DAIRY PRODUCTS SOLD, 1939							BUTTER CHURNED ON FARMS, 1939		COWS KEPT MAINLY FOR MILK PRODUCTION, APR. 1, 1940	
	Farms reporting		Number					Whole milk sold		Cream sold		Butter sold					
	1939	1929	1939	1929	1939	1929	Farms reporting	Farms reporting	Gallons	Farms reporting	Pounds of butterfat	Farms reporting	Pounds	Farms reporting	Pounds	Farms reporting	Number
COLORADO—Contd.																	
Pueblo																	
Total	821	992	4,415	5,880	2,575,127	3,362,097	365	118	1,415,522	260	158,208	31	7,254	490	50,495	850	4,923
None	xxx	xxx	xxx	xxx	xxx	xxx	xxx	xxx	xxx	xxx	xxx	xxx	xxx	xxx	xxx	43	86
1 cow	312	489	312	667	187,728	341,919	32	11	3,161	12	1,274	11	752	192	14,451	296	402
2 cows	160		320		147,008		55	9	2,532	47	5,765	5	265	106	9,554	157	408
3 cows	64		192		97,594		35	4	1,680	31	8,229	3	459	42	5,002	61	213
4 cows	50	318	200	1,689	74,668	800,664	34	3	535	30	11,789	3	335	33	3,265	49	219
5 to 9 cows	121		773		315,373		95	15	33,531	86	51,363	5	688	77	9,020	115	805
10 to 14 cows	55		624		353,949		55	28	123,417	36	52,455	2	3,130	28	6,194	52	580
15 to 19 cows	26	121	425	1,571	235,885	851,326	26	19	152,211	12	18,503	1	1,500	8	2,245	26	424
20 to 29 cows	17	35	379	818	229,262	521,907	17	13	187,085	4	5,380	1	125	3	608	16	340
30 to 49 cows	5	25	178	862	161,700	616,423	5	5	159,290	1	750	-----	-----	1	156	5	164
50 to 74 cows	6	3	333	182	214,760	114,000	6	6	205,380	-----	-----	-----	-----	-----	-----	5	264
75 to 99 cows	2	1	187	91	153,300	115,858	2	2	146,000	1	2,700	-----	-----	-----	-----	2	313
100 cows and over	3	-----	492	-----	403,900	-----	3	3	400,700	-----	-----	-----	-----	-----	-----	3	705
Rio Blanco																	
Total	229	288	985	1,256	539,646	523,522	125	15	31,707	118	79,496	5	640	168	23,265	223	1,137
None	xxx	xxx	xxx	xxx	xxx	xxx	xxx	xxx	xxx	xxx	xxx	xxx	xxx	xxx	xxx	2	3
1 cow	26	110	26	176	14,977	69,233	5	1	222	3	450	1	40	19	1,575	26	35
2 cows	59		118		49,975		18	-----	-----	18	3,384	-----	-----	43	4,924	55	124
3 cows	34		102		49,170		14	1	250	14	4,056	-----	-----	26	3,574	33	124
4 cows	37	155	148	778	83,706	326,549	22	1	340	20	8,967	3	490	28	5,356	36	177
5 to 9 cows	55		351		199,273		49	8	6,150	46	36,909	-----	-----	41	5,180	53	400
10 to 14 cows	12		135		70,625		11	-----	-----	11	16,180	1	110	9	2,260	12	141
15 cows and over	6	23	105	302	71,920	127,740	6	4	24,745	6	9,550	-----	-----	2	396	6	133
Rio Grande																	
Total	550	562	2,408	2,588	1,307,283	1,390,075	373	136	368,394	184	137,475	92	18,247	353	55,415	547	2,676
None	xxx	xxx	xxx	xxx	xxx	xxx	xxx	xxx	xxx	xxx	xxx	xxx	xxx	xxx	xxx	8	24
1 cow	84	222	84	348	51,385	185,239	16	4	2,406	2	230	10	605	53	4,994	80	115
2 cows	123		246		135,784		56	20	17,966	17	4,914	24	2,171	83	10,288	119	299
3 cows	88		264		145,505		68	32	34,564	22	10,894	22	4,047	54	9,335	87	327
4 cows	80	286	320	1,417	157,991	752,946	67	21	28,340	33	14,581	18	4,077	53	9,465	80	362
5 to 9 cows	141		878		441,091		132	40	76,035	89	73,292	17	6,827	88	17,989	140	929
10 to 14 cows	23		258		129,340		23	10	30,676	17	21,394	-----	-----	14	1,632	22	259
15 to 19 cows	3	44	46	546	27,500	311,032	3	2	7,500	2	6,320	-----	-----	2	674	3	52
20 to 29 cows	1	7	27	169	27,482	71,065	1	1	21,707	-----	-----	-----	-----	-----	-----	1	26
30 to 49 cows	7	3	285	108	191,205	69,793	7	6	149,200	2	5,850	1	520	6	1,038	7	283
Routt																	
Total	635	693	3,772	4,438	2,074,929	2,485,432	426	100	415,159	346	314,454	33	5,206	503	70,116	608	3,954
None	xxx	xxx	xxx	xxx	xxx	xxx	xxx	xxx	xxx	xxx	xxx	xxx	xxx	xxx	xxx	12	36
1 cow	95	204	95	311	50,989	153,040	6	2	710	2	183	2	114	56	4,574	75	106
2 cows	92		184		83,436		25	5	3,150	16	2,432	5	470	78	9,005	85	224
3 cows	67		201		100,566		36	5	3,168	28	10,075	3	246	54	6,752	61	209
4 cows	60	324	240	1,836	117,800	1,054,987	45	6	8,698	38	12,885	8	678	51	8,095	58	261
5 to 9 cows	201		1,311		715,444		194	37	88,096	166	132,313	11	2,123	173	26,237	200	1,377
10 to 14 cows	86	147	979	1,837	538,075	1,002,425	86	25	100,262	74	87,943	3	1,475	74	12,555	83	907
15 to 19 cows	12		197		121,189		12	7	47,540	6	20,129	-----	-----	5	667	12	222
20 to 29 cows	16	14	361	302	222,970	160,640	16	9	115,095	11	27,414	-----	-----	9	1,881	16	413
30 to 49 cows	6	3	204	97	124,460	59,340	6	4	48,440	5	21,080	1	100	3	350	6	199
50 to 74 cows	-----	1	-----	55	-----	55,000	-----	-----	-----	-----	-----	-----	-----	-----	-----	-----	-----
Saguache																	
Total	366	369	1,577	1,531	745,356	752,273	218	117	212,909	95	70,425	39	6,012	220	31,932	359	1,827
None	xxx	xxx	xxx	xxx	xxx	xxx	xxx	xxx	xxx	xxx	xxx	xxx	xxx	xxx	xxx	6	15
1 cow	61	164	61	261	29,620	129,632	6	6	1,630	1	8	2	230	23	2,314	59	82
2 cows	76		152		70,954		29	18	9,049	9	2,040	7	661	51	5,031	72	178
3 cows	57		171		78,738		37	19	19,353	17	10,995	8	990	39	8,022	55	210
4 cows	52	178	208	874	95,588	438,478	38	20	25,827	15	6,598	4	1,107	34	5,204	51	337
5 to 9 cows	91		573		269,394		82	41	85,958	36	28,465	16	2,874	55	10,689	87	682
10 to 14 cows	19	27	210	396	98,474	184,163	17	7	25,959	12	11,779	1	40	12	1,887	19	225
15 cows and over	10		202		102,588		9	6	45,133	5	10,540	1	110	6	785	10	198
San Juan [1]																	
San Miguel																	
Total	131	166	512	1,047	300,439	583,142	64	14	70,757	49	23,876	22	3,697	102	16,247	129	598
None	xxx	xxx	xxx	xxx	xxx	xxx	xxx	xxx	xxx	xxx	xxx	xxx	xxx	xxx	xxx	4	10
1 cow	29	53	29	81	14,835	39,551	2	-----	-----	1	100	2	265	14	1,588	25	37
2 cows	39		78		43,107		11	-----	-----	10	717	4	382	32	4,891	37	95
3 cows	20		60		34,145		13	5	3,677	6	1,028	4	217	17	2,336	20	78
4 cows	12	76	48	418	25,307	215,800	10	1	200	8	3,305	1	104	11	1,612	12	71
5 to 9 cows	23		145		74,785		20	3	4,450	19	11,534	6	1,622	21	4,206	23	140
10 to 14 cows	4	32	48	417	26,280	245,161	4	2	6,890	3	3,732	3	243	3	534	4	48
15 to 19 cows	1		18		10,920		1	-----	-----	1	1,360	-----	-----	1	200	1	18
20 cows and over	3	5	86	131	71,060	82,630	3	3	55,540	1	2,100	2	864	3	1,080	3	101

[1] Statistics for 4 farms reporting in 1939, and 2 farms reported in 1929, included with data for La Plata County.

TABLE 19.—COWS MILKED AND MILK PRODUCED, 1939 AND 1929; DAIRY PRODUCTS SOLD AND BUTTER CHURNED, 1939; AND COWS KEPT FOR MILK APR. 1, 1940; BY NUMBER OF COWS MILKED, BY COUNTIES—Continued

(For explanation and definitions, see text)

STATE OR COUNTY AND NUMBER OF COWS MILKED	COWS MILKED				MILK PRODUCED (GALLONS)		DAIRY PRODUCTS SOLD, 1939							BUTTER CHURNED ON FARMS, 1939		COWS KEPT MAINLY FOR MILK PRODUCTION, APR. 1, 1940	
	Farms reporting		Number					Whole milk sold		Cream sold		Butter sold					
	1939	1929	1939	1929	1939	1929	Farms reporting	Farms reporting	Gallons	Farms reporting	Pounds of butterfat	Farms reporting	Pounds	Farms reporting	Pounds	Farms reporting	Number
COLORADO—Contd.																	
Sedgwick																	
Total	427	460	2,365	2,082	1,234,800	1,050,302	355	18	65,703	343	224,857	16	2,605	360	42,933	434	2,700
None	xxx	xxx	xxx	xxx	xxx	xxx	xxx	xxx	xxx	xxx	xxx	xxx	xxx	xxx	xxx	17	45
1 cow	46	148	46	235	26,391	115,679	8	———	———	6	870	3	400	14	2,475	44	63
2 cows	48		96		52,852		35	1	141	34	7,374	3	350	41	3,940	48	154
3 cows	40		120		64,991		33	———	———	32	10,749	1	125	36	3,920	38	134
4 cows	52	273	208	1,341	98,273	687,801	46	4	1,272	45	15,238	2	476	43	5,715	49	247
5 to 9 cows	189		1,247		649,743		182	8	19,650	178	132,082	3	230	164	20,477	186	1,426
10 to 14 cows	42	38	471	484	241,787	228,572	41	1	4,000	40	44,315	4	1,024	35	5,107	42	473
15 to 19 cows	7		110		65,808		7	2	19,640	6	10,621	———	———	6	1,039	7	110
20 to 29 cows	3	1	67	22	36,955	18,250	3	2	21,000	2	3,608	———	———	1	260	3	48
Summit																	
Total	41	43	322	504	126,508	220,197	32	17	18,232	26	15,600	1	13	37	7,740	37	287
None	xxx	xxx	xxx	xxx	xxx	xxx	xxx	xxx	xxx	xxx	xxx	xxx	xxx	xxx	xxx	—	—
1 cow	3	5	3	6	1,140	2,500	———	———	———	———	———	———	———	1	104	3	8
2 cows	6		12		5,835		3	2	102	2	130	———	———	6	719	5	11
3 cows	4		12		4,060		2	1	400	1	180	———	———	3	540	2	5
4 cows	2	15	8	81	3,930	34,677	2	1	350	1	480	———	———	2	309	2	10
5 to 9 cows	11		68		25,920		10	5	5,160	8	2,232	1	13	10	2,387	10	61
10 to 14 cows	10	16	111	224	52,523	97,975	10	7	7,220	9	4,638	———	———	10	2,378	10	108
15 to 19 cows	2		35		11,300		2	———	———	2	3,500	———	———	2	350	2	30
20 to 29 cows	3	4	73	88	21,800	43,980	3	1	5,000	3	4,440	———	———	3	953	3	54
30 to 49 cows	———	3	———	105	———	41,065	———	———	———	———	———	———	———	———	———	———	———
Teller																	
Total	144	137	729	854	320,333	432,090	83	44	138,889	50	24,238	19	2,388	112	12,449	148	744
None	xxx	xxx	xxx	xxx	xxx	xxx	xxx	xxx	xxx	xxx	xxx	xxx	xxx	xxx	xxx	14	35
1 cow	28	53	28	77	14,364	32,989	5	2	232	3	187	3	214	22	1,859	24	32
2 cows	36		72		28,979		16	8	877	7	680	5	262	25	2,486	36	80
3 cows	17		51		16,440		5	———	———	3	870	2	82	16	1,323	13	39
4 cows	13	53	52	283	20,890	129,105	10	3	1,357	8	1,298	1	180	11	1,468	13	51
5 to 9 cows	27		164		68,520		25	14	14,701	18	10,062	6	1,315	23	3,652	26	151
10 to 14 cows	14	22	171	270	62,365	110,306	13	9	24,097	9	8,841	2	337	12	1,461	13	131
15 to 19 cows	4		69		26,550		4	3	21,300	1	1,600	———	———	1	100	4	109
20 to 29 cows	5	7	122	164	82,225	117,265	5	5	76,325	1	700	———	———	2	100	5	118
30 to 49 cows	———	2	———	60	———	42,425	———	———	———	———	———	———	———	———	———	———	———
Washington																	
Total	1,245	1,474	8,646	8,270	3,863,689	3,704,912	1,070	28	65,351	1,050	849,483	32	4,375	1,130	114,447	1,240	9,068
None	xxx	xxx	xxx	xxx	xxx	xxx	xxx	xxx	xxx	xxx	xxx	xxx	xxx	xxx	xxx	29	119
1 cow	88	351	88	518	38,883	247,424	13	1	125	11	601	1	110	58	3,408	78	130
2 cows	119		238		103,835		58	3	330	55	9,240	2	63	106	9,036	114	262
3 cows	107		321		127,078		83	5	2,362	78	21,022	3	653	98	7,983	102	406
4 cows	95	894	380	4,847	159,385	2,198,421	87	4	4,800	84	33,747	5	512	87	7,829	92	443
5 to 9 cows	535		3,578		1,533,987		529	6	8,560	525	360,562	13	774	501	49,679	531	3,760
10 to 14 cows	216	217	2,456	2,647	1,130,496	1,145,662	215	5	15,530	214	255,311	7	1,543	200	23,838	210	2,508
15 to 19 cows	54		868		398,815		54	3	14,880	53	89,888	1	720	51	7,521	54	773
20 to 29 cows	28	11	618	228	314,480	100,205	28	1	18,764	27	65,522	———	———	26	4,647	27	567
30 to 49 cows	3	1	99	30	56,730	13,200	3	———	———	3	13,590	———	———	3	506	3	100
Weld																	
Total	3,668	4,361	19,242	22,428	11,263,321	12,918,243	2,570	1,653	7,041,713	881	568,069	178	48,122	1,794	224,788	3,729	21,807
None	xxx	xxx	xxx	xxx	xxx	xxx	xxx	xxx	xxx	xxx	xxx	xxx	xxx	xxx	xxx	174	603
1 cow	713	1,653	713	2,410	426,844	1,360,594	106	44	12,675	41	5,775	30	2,097	428	36,133	659	968
2 cows	672		1,344		703,330		324	142	110,994	141	26,694	55	8,847	465	52,905	652	1,618
3 cows	386		1,158		605,007		300	167	215,365	122	29,925	34	9,489	218	33,692	377	1,357
4 cows	333	2,087	1,332	10,851	751,241	6,070,742	306	202	393,035	104	44,690	13	3,079	140	17,452	323	1,519
5 to 9 cows	1,038		6,694		3,752,060		1,010	697	2,401,659	332	230,730	32	11,041	401	52,286	1,025	7,213
10 to 14 cows	326	511	3,704	6,344	2,194,946	3,654,459	324	234	1,549,215	102	127,225	7	4,149	94	16,903	321	3,908
15 to 19 cows	91		1,484		888,177		91	72	707,775	19	35,247	5	8,300	27	11,605	91	1,531
20 to 29 cows	81	89	1,840	2,016	1,274,810	1,289,824	81	68	1,025,489	16	58,035	2	1,120	18	3,352	81	2,029
30 to 49 cows	28	17	973	585	686,906	368,929	28	27	625,508	4	9,750	———	———	3	460	28	1,081
50 to 74 cows	———	3	———	162	———	122,595	———	———	———	———	———	———	———	———	———	———	———
75 to 99 cows	———	1	———	80	———	51,100	———	———	———	———	———	———	———	———	———	———	———
Yuma																	
Total	1,549	1,856	9,418	9,907	4,159,072	4,221,478	1,299	30	90,413	1,277	964,055	25	4,687	1,382	134,954	1,545	10,059
None	xxx	xxx	xxx	xxx	xxx	xxx	xxx	xxx	xxx	xxx	xxx	xxx	xxx	xxx	xxx	39	161
1 cow	138	476	138	744	60,328	322,880	30	2	108	29	2,128	2	50	98	5,771	120	208
2 cows	165		330		134,114		79	———	———	76	13,424	3	383	135	10,413	158	424
3 cows	143		429		178,301		108	1	960	105	28,639	2	450	129	11,201	134	473
4 cows	162	1,126	648	5,968	275,182	2,622,688	152	4	2,443	150	57,480	1	3	150	14,187	161	682
5 to 9 cows	653		4,309		1,906,581		644	11	13,460	636	458,691	13	2,595	609	61,959	647	4,527
10 to 14 cows	244	237	2,753	2,824	1,178,505	1,091,440	242	7	28,442	239	304,755	3	1,104	221	25,729	242	2,766
15 to 19 cows	31		489		221,111		31	———	———	31	58,075	———	———	30	4,100	31	469
20 to 29 cows	9	16	194	341	123,925	172,470	9	4	21,425	8	23,863	1	104	7	828	9	202
30 to 49 cows	4	1	128	30	81,025	12,000	4	1	23,575	3	17,000	———	———	3	766	4	127

TABLE 19.—COWS MILKED AND MILK PRODUCED, 1939 AND 1929; DAIRY PRODUCTS SOLD AND BUTTER CHURNED, 1939; AND COWS KEPT FOR MILK APR. 1, 1940; BY NUMBER OF COWS MILKED, BY COUNTIES—Continued

(For explanation and definitions, see text)

STATE OR COUNTY AND NUMBER OF COWS MILKED	COWS MILKED				MILK PRODUCED (GALLONS)		DAIRY PRODUCTS SOLD, 1939							BUTTER CHURNED ON FARMS, 1939		COWS KEPT MAINLY FOR MILK PRODUCTION, APR. 1, 1940	
	Farms reporting		Number					Whole milk sold		Cream sold		Butter sold					
	1939	1929	1939	1929	1939	1929	Farms reporting	Farms reporting	Gallons	Farms reporting	Pounds of butterfat	Farms reporting	Pounds	Farms reporting	Pounds	Farms reporting	Number
CONNECTICUT																	
Total	12,938	13,045	105,019	98,184	71,983,767	64,137,369	7,183	6,912	62,003,185	340	265,734	389	97,970	3,052	364,190	12,777	114,336
None	xxx	xxx	xxx	xxx	xxx	xxx	xxx	xxx	xxx	xxx	xxx	xxx	xxx	xxx	xxx	199	562
1 cow	3,935	5,245	3,935	7,452	2,114,631	3,632,700	481	418	132,120	24	3,066	74	5,451	1,171	86,988	3,728	4,545
2 cows	2,302		4,604		2,212,968		685	610	355,883	39	6,385	105	13,082	975	105,193	2,244	4,919
3 cows	814		2,442		1,108,380		406	363	352,249	37	12,104	59	6,615	344	41,046	794	2,651
4 cows	408	4,086	1,632	22,478	817,002	13,325,202	256	241	393,280	9	2,138	24	5,206	147	23,301	394	1,801
5 to 9 cows	1,484		10,375		6,615,838		1,368	1,317	5,471,281	59	37,003	64	27,325	199	50,007	1,461	11,257
10 to 14 cows	1,481		17,460		11,841,628		1,475	1,457	10,807,175	39	42,175	28	14,671	88	22,100	1,462	18,880
15 to 19 cows	1,034	2,590	17,222	34,374	12,229,308	23,962,556	1,033	1,030	11,418,239	34	34,339	11	2,095	50	5,466	1,025	18,933
20 to 29 cows	872	719	20,247	16,309	14,456,921	11,061,449	871	868	13,593,691	52	58,161	13	6,221	44	9,131	866	22,006
30 to 49 cows	467	310	16,838	10,954	12,491,640	7,613,544	467	467	11,754,783	26	28,267	7	11,616	23	13,492	463	17,960
50 to 74 cows	106	69	6,036	3,903	4,629,571	2,607,717	106	106	4,363,046	15	32,689	3	3,298	8	4,931	106	6,627
75 to 99 cows	12	15	995	1,246	807,665	890,915	12	12	765,522	2	2,360	-----	-------	2	145	12	966
100 cows and over	23	11	3,233	1,468	2,658,215	1,043,286	23	23	2,597,916	4	7,047	1	2,390	1	2,390	23	3,229
Fairfield																	
Total	1,206	1,440	9,914	11,252	6,815,694	7,416,382	648	630	5,951,827	29	14,657	28	8,399	305	40,691	1,195	10,341
None	xxx	xxx	xxx	xxx	xxx	xxx	xxx	xxx	xxx	xxx	xxx	xxx	xxx	xxx	xxx	34	137
1 cow	357	560	357	818	187,227	403,057	46	38	17,257	7	1,776	6	440	113	8,491	332	389
2 cows	216		432		220,977		55	50	35,011	2	92	7	1,508	104	13,622	211	450
3 cows	76		228		102,011		35	34	36,843	3	850	-----	-------	25	3,162	74	233
4 cows	55	443	220	2,380	107,995	1,476,081	28	26	48,396	1	3	3	524	24	3,833	50	212
5 to 9 cows	153		1,084		694,993		136	136	582,819	5	1,559	4	987	19	5,156	150	1,058
10 to 14 cows	116	303	1,360	3,976	920,746	2,868,965	115	113	839,265	2	174	5	4,201	9	4,949	113	1,385
15 to 19 cows	82		1,373		968,229		82	82	924,272	3	1,990	-----	-------	3	197	81	1,411
20 to 29 cows	78	82	1,795	1,858	1,246,760	1,272,303	78	78	1,213,962	3	5,892	2	310	6	540	77	1,927
30 to 49 cows	58	43	2,100	1,533	1,605,097	1,016,720	58	58	1,508,143	2	1,720	1	429	2	741	58	2,158
50 to 74 cows	12	6	697	334	488,246	207,363	12	12	478,781	1	601	-----	-------	-----	-------	12	741
75 cows and over	3	3	270	353	273,413	171,893	3	3	267,078	-----	-------	-----	-------	-----	-------	3	240
Hartford																	
Total	2,298	2,532	19,103	17,999	13,970,365	12,169,716	1,290	1,279	12,266,826	39	24,366	33	7,910	376	42,929	2,295	20,769
None	xxx	xxx	xxx	xxx	xxx	xxx	xxx	xxx	xxx	xxx	xxx	xxx	xxx	xxx	xxx	20	40
1 cow	847	1,283	847	1,719	521,209	844,176	92	85	25,876	3	415	14	1,398	178	13,052	835	956
2 cows	376		752		439,743		159	155	105,212	3	380	7	1,296	123	14,396	372	827
3 cows	92		276		154,704		67	67	76,303	3	109	4	49	31	3,182	92	288
4 cows	43	584	172	3,332	106,494	2,084,017	37	37	68,660	-----	-------	1	900	11	2,085	42	210
5 to 9 cows	216		1,528		1,086,541		211	211	951,371	6	1,036	3	986	15	4,124	214	1,707
10 to 14 cows	262	446	3,077	6,041	2,213,229	4,365,458	262	262	2,052,966	1	1,596	2	3,100	7	4,970	261	3,299
15 to 19 cows	176		2,937		2,139,450		176	176	2,024,096	2	1,043	2	181	7	880	176	3,229
20 to 29 cows	160	123	3,818	2,773	2,807,839	1,874,965	160	160	2,673,831	11	4,224	-----	-------	1	50	158	4,097
30 to 49 cows	91	68	3,390	2,386	2,625,589	1,694,152	91	91	2,506,640	6	5,146	-----	-------	2	65	90	3,599
50 to 74 cows	29	24	1,707	1,391	1,376,133	1,088,619	29	29	1,303,222	3	10,377	-----	-------	-----	-------	29	1,862
75 to 99 cows	2	3	170	255	136,990	153,329	2	2	125,890	1	40	-----	-------	1	125	2	185
100 to 199 cows	4	1	429	102	362,444	65,000	4	4	352,759	-----	-------	-----	-------	-----	-------	4	470
Litchfield																	
Total	1,931	1,858	23,515	19,724	16,384,979	13,346,908	1,283	1,243	14,655,454	67	58,463	45	8,609	419	48,975	1,906	26,021
None	xxx	xxx	xxx	xxx	xxx	xxx	xxx	xxx	xxx	xxx	xxx	xxx	xxx	xxx	xxx	26	89
1 cow	384	431	384	630	201,657	347,888	46	44	12,036	1	57	4	250	142	11,315	361	535
2 cows	288		576		280,742		81	75	37,422	3	500	13	2,031	113	11,937	281	610
3 cows	106		318		154,318		53	43	38,821	12	5,139	8	1,034	53	6,130	102	354
4 cows	54	588	216	3,301	116,758	1,967,124	31	26	37,305	1	750	6	1,120	28	5,659	52	247
5 to 9 cows	181		1,262		767,874		156	144	583,975	15	14,046	9	2,161	39	7,624	174	1,431
10 to 14 cows	247	551	2,991	7,509	2,072,127	5,465,864	246	243	1,902,188	7	8,838	2	1,723	9	2,458	244	3,353
15 to 19 cows	246		4,121		2,929,541		246	245	2,726,359	8	8,695	1	65	14	895	243	4,723
20 to 29 cows	241	198	5,633	4,552	4,082,802	3,069,602	240	239	3,840,924	11	12,464	1	150	10	1,419	240	6,181
30 to 49 cows	147	76	5,226	2,766	3,740,363	1,898,363	147	147	3,526,167	6	6,119	1	75	9	810	146	5,693
50 to 74 cows	27	9	1,507	522	1,100,863	324,787	27	27	1,035,580	3	3,855	-----	-------	2	748	27	1,586
75 to 99 cows	4	4	324	324	226,990	181,930	4	4	220,730	-----	-------	-----	-------	-----	-------	4	324
100 to 199 cows	6	1	957	120	710,944	91,350	6	6	693,947	-----	-------	-----	-------	-----	-------	6	895
Middlesex																	
Total	915	1,049	5,663	5,523	3,779,796	3,447,658	463	419	2,982,652	36	50,731	65	14,713	321	44,850	888	6,122
None	xxx	xxx	xxx	xxx	xxx	xxx	xxx	xxx	xxx	xxx	xxx	xxx	xxx	xxx	xxx	10	21
1 cow	276	550	276	850	137,058	404,854	33	29	7,287	2	328	4	156	100	7,442	254	291
2 cows	222		444		202,214		78	64	33,234	4	436	19	2,051	107	11,928	212	475
3 cows	99		297		119,251		51	42	28,855	3	823	14	1,461	59	8,383	97	319
4 cows	33	319	132	1,541	58,528	864,374	22	20	15,114	3	1,313	4	136	11	1,462	33	135
5 to 9 cows	86		586		328,439		80	73	245,371	6	2,662	11	4,426	24	7,079	84	619
10 to 14 cows	85	128	1,013	1,630	718,689	1,099,708	85	79	620,887	6	17,618	4	670	7	1,361	84	1,117
15 to 19 cows	52		862		610,645		52	51	561,309	4	7,561	5	383	6	925	52	896
20 to 29 cows	36	37	843	844	635,582	585,553	36	35	561,152	3	12,760	3	5,130	5	5,370	36	858
30 to 49 cows	19	11	677	366	510,398	231,972	19	19	477,483	2	3,430	-----	-------	-----	-------	19	723
50 cows and over	7	4	533	292	458,992	261,197	7	7	431,960	3	3,800	1	300	2	900	7	668
New Haven																	
Total	1,598	1,523	14,765	13,674	10,670,055	9,444,034	952	932	9,285,361	50	44,522	54	18,087	289	40,172	1,588	15,953
None	xxx	xxx	xxx	xxx	xxx	xxx	xxx	xxx	xxx	xxx	xxx	xxx	xxx	xxx	xxx	27	53
1 cow	506	615	506	841	267,599	401,989	87	84	30,878	1	24	6	504	117	8,106	485	565
2 cows	252		504		245,830		87	80	48,603	8	1,604	15	2,234	77	8,483	244	515
3 cows	93		279		131,621		61	54	52,967	5	2,234	12	1,520	31	4,303	89	362
4 cows	53	408	212	2,312	95,584	1,406,146	37	36	52,088	-----	-------	3	1,174	16	3,119	52	257
5 to 9 cows	166		1,164		763,228		153	151	646,370	1	750	4	795	15	1,727	166	1,220
10 to 14 cows	161	325	1,888	4,403	1,299,006	3,173,718	160	160	1,158,445	3	856	5	700	12	1,820	159	2,030
15 to 19 cows	145		2,429		1,719,788		145	145	1,587,687	8	2,591	1	50	5	258	145	2,639
20 to 29 cows	119	93	2,792	2,095	2,094,876	1,514,165	119	119	1,931,323	11	13,309	2	80	7	577	118	2,970
30 to 49 cows	78	57	2,805	2,000	2,079,311	1,519,764	78	78	1,926,278	6	4,909	3	5,642	4	6,106	78	2,960
50 to 74 cows	16	15	918	837	807,516	469,862	16	16	743,252	5	14,056	2	2,998	4	3,283	16	1,083
75 to 99 cows	2	5	171	411	163,562	354,876	2	2	145,000	-----	-------	-----	-------	-----	-------	2	186
100 cows and over	7	5	1,097	775	1,002,134	603,514	7	7	982,470	2	4,189	1	2,390	1	2,390	7	1,113

TABLE 19.—COWS MILKED AND MILK PRODUCED, 1939 AND 1929; DAIRY PRODUCTS SOLD AND BUTTER CHURNED, 1939; AND COWS KEPT FOR MILK APR. 1, 1940; BY NUMBER OF COWS MILKED, BY COUNTIES—Continued

(For explanation and definitions, see text)

STATE OR COUNTY AND NUMBER OF COWS MILKED	COWS MILKED				MILK PRODUCED (GALLONS)		DAIRY PRODUCTS SOLD, 1939							BUTTER CHURNED ON FARMS, 1939		COWS KEPT MAINLY FOR MILK PRODUCTION, APR. 1, 1940	
	Farms reporting		Number				Farms reporting	Whole milk sold		Cream sold		Butter sold		Farms reporting	Pounds	Farms reporting	Number
	1939	1929	1939	1929	1939	1929		Farms reporting	Gallons	Farms reporting	Pounds of butterfat	Farms reporting	Pounds				
CONNECTICUT—Con.																	
New London																	
Total	2,031	1,889	13,784	13,078	9,114,655	8,136,906	1,123	1,085	7,707,547	59	34,526	37	14,859	379	41,897	2,014	15,839
None	xxx	xxx	xxx	xxx	xxx	xxx	xxx	xxx	xxx	xxx	xxx	xxx	xxx	xxx	xxx	47	137
1 cow	616	690	616	986	332,478	484,332	81	74	24,962	4	302	6	425	143	9,618	573	736
2 cows	350		700		322,977		97	82	55,036	12	2,460	5	537	115	9,409	341	786
3 cows	133		399		175,624		62	55	58,158	7	2,087	11	1,091	44	5,340	132	430
4 cows	66	705	264	3,879	129,005	2,262,124	37	37	63,967	———	———	———	———	17	1,690	63	293
5 to 9 cows	289		1,995		1,271,872		272	263	1,081,008	12	7,913	9	6,168	32	7,938	286	2,260
10 to 14 cows	284	375	3,296	4,900	2,239,560	3,184,867	282	282	2,074,644	8	4,497	4	1,217	15	1,810	282	3,789
15 to 19 cows	155		2,547		1,893,994		154	154	1,778,103	5	4,826	———	———	6	447	154	2,998
20 to 29 cows	102	90	2,271	2,012	1,533,987	1,333,869	102	102	1,434,165	9	8,128	1	76	4	180	102	2,616
30 to 49 cows	24	19	860	657	673,941	457,552	24	24	626,066	1	1,993	1	5,345	2	5,445	22	918
50 to 74 cows	9	7	496	388	308,228	213,382	9	9	283,835	———	———	———	———	———	———	9	527
75 cows and over	3	3	340	256	232,989	200,780	3	3	227,603	1	2,320	———	———	1	20	3	347
Tolland																	
Total	1,434	1,247	8,384	7,435	5,111,498	4,602,266	665	612	4,152,480	26	8,768	66	10,830	490	52,549	1,408	8,805
None	xxx	xxx	xxx	xxx	xxx	xxx	xxx	xxx	xxx	xxx	xxx	xxx	xxx	xxx	xxx	19	48
1 cow	465	527	465	779	232,950	373,130	45	30	5,722	4	154	17	1,154	185	15,409	437	533
2 cows	299		598		238,434		62	51	18,593	5	894	15	1,460	169	17,666	291	630
3 cows	115		345		132,781		41	34	26,398	1	40	9	628	60	5,746	112	364
4 cows	52	452	208	2,466	96,889	1,399,641	31	27	50,983	3	49	5	977	26	3,899	52	221
5 to 9 cows	179		1,249		760,668		162	150	614,346	5	830	15	5,936	29	7,984	177	1,346
10 to 14 cows	152	211	1,771	2,678	1,103,315	1,799,582	152	149	1,022,655	3	1,717	3	275	12	915	150	1,809
15 to 19 cows	84		1,406		971,611		84	84	920,973	2	378	———	———	1	40	83	1,431
20 to 29 cows	68	40	1,504	921	964,252	643,338	68	67	912,087	1	400	2	400	7	840	67	1,573
30 to 49 cows	16	15	583	491	431,027	334,664	16	16	404,637	1	3,200	———	———	1	50	16	621
50 cows and over	4	2	255	100	179,571	51,911	4	4	176,086	1	1,106	———	———	———	———	4	229
Windham																	
Total	1,525	1,507	9,891	9,499	6,136,725	5,573,499	759	712	5,001,038	34	29,701	61	14,563	473	52,127	1,483	10,486
None	xxx	xxx	xxx	xxx	xxx	xxx	xxx	xxx	xxx	xxx	xxx	xxx	xxx	xxx	xxx	16	37
1 cow	484	589	484	829	234,455	373,274	51	34	8,102	2	10	17	1,124	193	13,555	451	540
2 cows	299		598		262,051		66	53	22,772	2	19	24	1,965	167	17,752	292	624
3 cows	100		300		138,070		36	34	33,904	3	822	1	832	41	4,800	96	301
4 cows	52	587	208	3,267	105,749	1,865,695	33	32	56,767	1	23	2	375	14	1,574	50	226
5 to 9 cows	214		1,507		942,223		198	189	766,021	9	8,207	9	5,866	26	8,375	210	1,616
10 to 14 cows	174	251	2,064	3,237	1,274,956	2,004,394	173	169	1,136,125	9	8,879	3	2,785	17	3,817	169	2,098
15 to 19 cows	94		1,547		996,050		94	93	913,440	2	7,255	2	1,416	8	1,824	91	1,606
20 to 29 cows	68	58	1,593	1,254	1,090,823	767,654	68	68	1,026,247	3	984	2	75	4	155	68	1,784
30 to 49 cows	34	21	1,197	755	825,914	460,357	34	34	779,369	2	1,750	1	125	3	275	34	1,288
50 cows and over	6	3	393	157	266,436	102,125	6	6	258,291	1	1,752	———	———	———	———	6	366
DELAWARE																	
Total	5,565	6,335	29,997	30,057	15,206,742	14,756,728	2,751	2,096	11,808,096	121	105,884	642	120,522	2,120	277,243	5,564	32,424
None	xxx	xxx	xxx	xxx	xxx	xxx	xxx	xxx	xxx	xxx	xxx	xxx	xxx	xxx	xxx	261	988
1 cow	1,924	3,237	1,924	4,303	727,198	1,586,795	233	48	9,290	5	675	192	12,995	1,048	80,932	1,770	2,147
2 cows	1,017		2,034		728,732		284	59	21,558	14	4,230	222	25,054	589	73,122	975	2,111
3 cows	375		1,125		397,407		148	58	47,867	19	5,623	83	18,071	197	34,843	356	1,179
4 cows	218	2,182	872	11,852	305,590	5,484,858	132	76	107,695	18	6,461	51	9,915	97	17,703	210	911
5 to 9 cows	957		6,610		3,060,996		887	811	2,469,347	39	31,908	65	20,332	129	31,859	936	6,934
10 to 14 cows	577	775	6,679	9,987	3,516,673	5,382,645	571	550	3,178,329	12	16,795	18	15,599	38	19,144	567	6,931
15 to 19 cows	264		4,345		2,485,289		263	262	2,334,079	———	———	2	2,830	9	3,456	258	4,437
20 to 29 cows	176	113	3,982	2,589	2,423,045	1,479,440	176	175	2,244,913	7	9,754	5	5,774	7	6,080	174	4,266
30 to 49 cows	48	20	1,631	689	983,349	352,846	48	48	920,599	4	5,888	2	1,795	4	1,947	48	1,641
50 to 74 cows	2	4	104	225	76,200	172,305	2	2	76,200	———	———	———	———	———	———	2	128
75 to 99 cows	4	2	327	163	278,624	68,088	4	4	183,249	3	24,550	2	8,157	2	8,157	4	296
100 to 199 cows	3	2	364	249	223,639	229,751	3	3	214,970	———	———	———	———	———	———	3	455
Kent																	
Total	1,896	2,098	11,434	10,514	5,436,277	4,891,548	1,089	959	4,431,680	41	28,880	112	27,469	474	60,187	1,894	12,039
None	xxx	xxx	xxx	xxx	xxx	xxx	xxx	xxx	xxx	xxx	xxx	xxx	xxx	xxx	xxx	109	316
1 cow	416	756	416	1,051	138,147	344,998	29	8	1,963	1	32	20	889	160	9,756	365	533
2 cows	280		560		179,241		40	14	4,861	2	500	25	2,168	130	12,046	260	595
3 cows	140		420		131,865		44	21	17,548	6	1,325	20	5,077	60	9,309	131	452
4 cows	103	1,085	412	5,983	140,925	2,770,082	58	38	61,259	7	2,927	17	4,093	36	6,618	98	430
5 to 9 cows	575		3,986		1,770,342		538	506	1,508,548	18	14,001	25	6,828	67	12,579	558	4,065
10 to 14 cows	252	230	2,884	2,859	1,482,811	1,417,335	250	242	1,339,556	6	8,895	3	3,640	15	4,734	246	2,912
15 to 19 cows	67		1,094		609,306		67	67	589,276	———	———	———	———	2	125	66	1,147
20 to 29 cows	52	26	1,169	591	734,778	350,133	52	52	694,072	1	1,200	2	4,774	3	4,920	50	1,144
30 cows and over	11	1	493	30	248,864	9,000	11	11	234,597	———	———	———	———	1	100	11	445
New Castle																	
Total	1,065	1,327	11,075	12,120	6,332,808	6,792,378	776	706	5,582,136	22	27,398	84	39,969	185	56,423	1,077	12,229
None	xxx	xxx	xxx	xxx	xxx	xxx	xxx	xxx	xxx	xxx	xxx	xxx	xxx	xxx	xxx	56	416
1 cow	158	292	158	401	68,364	174,284	15	11	3,563	———	———	7	1,001	37	4,219	135	187
2 cows	114		228		90,728		31	17	8,695	1	200	16	2,438	49	7,487	107	242
3 cows	55		165		58,527		25	15	11,739	1	10	12	2,786	26	4,856	53	178
4 cows	41	483	164	2,859	68,647	1,465,053	28	17	25,397	6	2,730	9	1,821	17	3,310	39	160
5 to 9 cows	170		1,199		590,723		153	133	444,702	3	4,206	22	11,090	28	13,630	167	1,370
10 to 14 cows	224	452	2,640	5,959	1,461,884	3,393,648	221	212	1,336,853	2	3,940	12	11,053	16	12,648	221	2,783
15 to 19 cows	165		2,728		1,592,036		165	164	1,524,399	———	———	1	2,330	5	2,681	161	2,744
20 to 29 cows	103	77	2,358	1,781	1,432,698	1,008,203	103	102	1,341,166	4	4,354	2	950	3	1,060	103	2,643
30 to 49 cows	31	16	1,028	558	634,698	295,646	31	31	587,822	3	3,708	2	1,795	3	1,847	31	1,025
50 to 74 cows	———	4	———	225	———	172,305	———	———	———	———	———	———	———	———	———	———	———
75 cows and over	4	3	407	337	334,503	263,259	4	4	297,800	2	8,250	1	4,705	1	4,705	4	481

TABLE 19.—COWS MILKED AND MILK PRODUCED, 1939 AND 1929; DAIRY PRODUCTS SOLD AND BUTTER CHURNED, 1939; AND COWS KEPT FOR MILK APR. 1, 1940; BY NUMBER OF COWS MILKED, BY COUNTIES—Continued

(For explanation and definitions, see text)

STATE OR COUNTY AND NUMBER OF COWS MILKED	COWS MILKED				MILK PRODUCED (GALLONS)		DAIRY PRODUCTS SOLD, 1939							BUTTER CHURNED ON FARMS, 1939		COWS KEPT MAINLY FOR MILK PRODUCTION, APR. 1, 1940	
	Farms reporting		Number					Whole milk sold		Cream sold		Butter sold					
	1939	1929	1939	1929	1939	1929	Farms reporting	Farms reporting	Gallons	Farms reporting	Pounds of butterfat	Farms reporting	Pounds	Farms reporting	Pounds	Farms reporting	Number
DELAWARE—Contd.																	
Sussex																	
Total	2,604	2,910	7,488	7,423	3,437,657	3,072,802	886	431	1,794,280	58	49,606	446	53,084	1,461	160,633	2,593	8,156
None	xxx	xxx	xxx	xxx	xxx	xxx	xxx	xxx	xxx	xxx	xxx	xxx	xxx	xxx	xxx	96	256
1 cow	1,350	2,189	1,350	2,851	520,687	1,067,513	189	29	3,764	4	643	165	11,105	851	66,957	1,270	1,427
2 cows	623		1,246		458,763		213	28	8,002	11	3,530	181	20,448	410	53,589	608	1,274
3 cows	180		540		207,017		79	22	18,580	12	4,288	51	10,208	111	20,698	172	549
4 cows	74	614	296	3,010	96,018	1,249,723	46	21	21,039	5	804	25	4,001	44	7,775	73	321
5 to 9 cows	212		1,425		699,931		196	172	516,097	18	13,701	18	2,414	34	5,650	211	1,499
10 to 14 cows	101		1,155		571,978		100	96	501,920	4	3,960	3	906	7	1,762	100	1,236
15 to 19 cows	32	93	523	1,169	283,947	571,662	31	31	240,404	———	———	1	500	2	650	31	546
20 to 29 cows	21	10	455	217	255,569	121,104	21	21	209,675	2	4,200	1	50	1	100	21	479
30 to 49 cows	7	3	240	101	146,403	48,200	7	7	136,750	1	2,180	———	———	———	———	7	301
50 cows and over	4	1	258	75	197,344	14,600	4	4	138,049	1	16,300	1	3,452	1	3,452	4	268
DIST. OF COLUMBIA																	
Total	18	38	562	464	547,303	503,619	10	10	520,312	1	4,090	2	4,670	6	5,036	15	558
None	xxx	xxx	xxx	xxx	xxx	xxx	xxx	xxx	xxx	xxx	xxx	xxx	xxx	xxx	xxx	———	———
1 cow	7	25	7	30	4,990	18,135	1	1	700	———	———	———	———	2	60	4	5
2 cows	3		6		4,040		1	1	300	———	———	———	———	2	306	3	5
3 cows	———		———		———		———	———	———	———	———	———	———	———	———	———	———
4 cows	1	6	4	34	4,510	25,029	1	1	3,842	———	———	1	267	1	267	1	4
5 to 9 cows	1		9		10,950		1	1	10,950	———	———	———	———	———	———	1	13
10 to 14 cows	———		———		———		———	———	———	———	———	———	———	———	———	———	———
15 to 19 cows	1	2	15	24	9,185	19,600	1	1	9,185	———	———	———	———	———	———	1	6
20 to 29 cows	1	2	25	44	31,191	43,825	1	1	31,191	———	———	———	———	———	———	1	32
30 to 49 cows	1	1	36	30	31,571	32,815	1	1	31,571	———	———	———	———	———	———	1	21
50 cows and over	3	2	460	302	450,866	364,215	3	3	432,573	1	4,090	1	4,403	1	4,403	3	472
FLORIDA																	
Total	26,924	22,613	90,428	73,966	36,742,141	26,283,944	3,570	1,891	22,708,782	317	267,725	2,192	357,146	18,309	1,900,082	27,159	104,355
None	xxx	xxx	xxx	xxx	xxx	xxx	xxx	xxx	xxx	xxx	xxx	xxx	xxx	xxx	xxx	2,308	4,944
1 cow	14,310	17,111	14,310	23,077	5,057,494	7,005,638	935	377	71,513	22	2,060	649	41,648	9,244	677,742	12,952	17,317
2 cows	7,611		15,222		3,930,709		870	317	90,795	35	3,178	655	54,324	5,580	561,102	7,158	16,670
3 cows	2,271		6,813		1,477,429		414	150	58,039	35	5,948	300	31,970	1,728	214,930	2,152	7,288
4 cows	964	4,524	3,856	18,644	791,978	4,048,220	216	94	81,118	19	2,775	150	21,123	723	103,210	902	3,956
5 to 9 cows	930		5,608		1,236,209		324	171	299,910	46	17,732	191	41,065	656	122,104	874	5,550
10 to 14 cows	156	440	1,773	5,735	644,705	2,241,305	130	110	450,345	17	4,545	46	17,709	98	28,968	143	1,786
15 to 19 cows	93		1,521		805,614		92	87	659,804	17	15,349	35	12,430	53	18,036	90	1,686
20 to 29 cows	145	165	3,371	3,783	1,772,448	1,716,895	145	144	1,481,866	36	27,951	51	22,877	75	31,074	140	3,739
30 to 49 cows	193	192	7,185	6,964	4,004,654	3,525,707	193	191	3,424,598	48	36,475	70	52,698	87	69,772	190	7,896
50 to 74 cows	98	99	5,694	5,734	3,105,753	2,842,892	98	97	2,884,072	19	32,342	18	13,103	32	18,348	98	6,275
75 to 99 cows	55	38	4,696	3,070	2,750,906	1,650,717	85	55	2,572,190	12	35,172	15	9,865	18	11,614	54	5,392
100 to 199 cows	62	36	8,227	4,402	4,583,307	2,139,495	62	62	4,333,755	5	33,217	6	9,820	8	11,314	62	8,962
200 cows and over	36	8	12,152	2,557	6,580,935	1,113,075	36	36	6,300,777	6	50,983	6	28,514	7	31,868	36	12,894
Alachua																	
Total	1,134	812	2,832	2,614	833,701	874,431	159	75	270,825	10	7,873	109	15,573	596	64,842	1,125	3,116
None	xxx	xxx	xxx	xxx	xxx	xxx	xxx	xxx	xxx	xxx	xxx	xxx	xxx	xxx	xxx	73	138
1 cow	531	585	531	810	165,991	237,512	40	15	1,884	———	———	29	1,891	252	16,249	477	578
2 cows	351		702		184,529		42	14	1,725	1	10	36	3,086	181	18,526	334	752
3 cows	123		369		65,816		23	7	1,519	1	5	16	1,843	78	8,684	118	367
4 cows	52	191	208	834	43,787	196,277	9	2	130	———	———	7	780	35	5,569	50	176
5 to 9 cows	55		329		79,523		23	16	19,837	2	790	13	3,927	34	8,748	52	373
10 to 14 cows	5	18	57	253	14,832	92,910	5	5	8,266	1	500	1	416	4	1,190	5	31
15 to 19 cows	3		45		15,000		3	2	9,000	———	———	3	900	3	1,520	3	45
20 to 29 cows	5	5	122	117	46,225	49,075	5	5	43,685	2	100	1	25	4	331	4	120
30 to 49 cows	4	10	145	376	54,348	161,557	4	4	40,254	1	318	2	880	3	2,000	4	176
50 cows and over	5	3	324	224	163,650	137,100	5	5	144,525	2	6,150	1	1,825	2	2,025	5	360
Baker																	
Total	120	196	192	467	50,672	82,931	5	5	6,431	———	———	2	310	32	2,138	130	228
None	xxx	xxx	xxx	xxx	xxx	xxx	xxx	xxx	xxx	xxx	xxx	xxx	xxx	xxx	xxx	22	27
1 cow	81	148	81	187	24,418	32,336	———	———	———	———	———	———	———	19	975	73	103
2 cows	28		56		11,804		2	2	750	———	———	———	———	7	394	25	49
3 cows	5	48	15	280	3,080	50,595	———	———	———	———	———	———	———	3	57	5	13
4 cows and over	6		40		11,370		3	3	5,681	———	———	2	310	3	712	5	36
Bay																	
Total	102	100	548	442	230,589	164,185	29	21	167,130	2	803	18	5,715	82	12,351	103	627
None	xxx	xxx	xxx	xxx	xxx	xxx	xxx	xxx	xxx	xxx	xxx	xxx	xxx	xxx	xxx	12	24
1 cow	55	76	55	96	19,091	25,768	10	6	780	———	———	6	335	47	3,892	49	59
2 cows	25		50		12,295		4	2	120	———	———	3	175	20	2,205	25	65
3 cows	6		18		2,990		2	———	———	———	———	2	67	4	259	5	16
4 cows	2	14	8	55	985	10,200	1	1	400	———	———	———	———	2	85	1	4
5 to 9 cows	3		21		4,360		1	1	3,360	———	———	———	———	2	260	2	14
10 to 14 cows	———	4	———	56	———	22,975	———	———	———	———	———	———	———	———	———	———	———
15 to 19 cows	2		31		15,300		2	2	13,870	———	———	1	480	1	500	2	47
20 to 29 cows	3	2	79	50	32,038	15,705	3	3	27,900	———	———	2	830	2	850	3	89
30 cows and over	6	4	286	185	143,530	89,537	6	6	120,700	2	803	4	3,828	4	4,300	6	309

TABLE 19.—COWS MILKED AND MILK PRODUCED, 1939 AND 1929; DAIRY PRODUCTS SOLD AND BUTTER CHURNED, 1939; AND COWS KEPT FOR MILK APR. 1, 1940; BY NUMBER OF COWS MILKED, BY COUNTIES—Continued

(For explanation and definitions, see text)

STATE OR COUNTY AND NUMBER OF COWS MILKED	COWS MILKED				MILK PRODUCED (GALLONS)		DAIRY PRODUCTS SOLD, 1939							BUTTER CHURNED ON FARMS, 1939		COWS KEPT MAINLY FOR MILK PRODUCTION, APR. 1, 1940	
	Farms reporting		Number					Whole milk sold		Cream sold		Butter sold					
	1939	1929	1939	1929	1939	1929	Farms reporting	Farms reporting	Gallons	Farms reporting	Pounds of butterfat	Farms reporting	Pounds	Farms reporting	Pounds	Farms reporting	Number
FLORIDA—Contd.																	
Bradford																	
Total	262	255	451	606	146,982	137,267	22	12	26,515	2	5,532	12	1,730	126	11,433	236	424
None	xxx	xxx	xxx	xxx	xxx	xxx	xxx	xxx	xxx	xxx	xxx	xxx	xxx	xxx	xxx	35	52
1 cow	160	196	160	262	43,813	61,260	7	4	1,175	———	———	4	255	70	4,412	119	125
2 cows	69		138		31,688		3	———	———	———	———	3	575	35	4,236	54	110
3 cows	19		57		11,817		5	3	555	1	232	2	225	10	902	16	47
4 cows	6	59	24	344	9,417	76,007	4	3	3,045	———	———	2	175	4	371	4	14
5 cows and over	8		72		50,247		3	2	21,740	1	5,300	1	500	7	1,512	8	76
Brevard																	
Total	99	65	461	378	233,171	173,345	41	25	147,237	7	4,030	24	2,582	63	8,852	99	506
None	xxx	xxx	xxx	xxx	xxx	xxx	xxx	xxx	xxx	xxx	xxx	xxx	xxx	xxx	xxx	8	27
1 cow	61	38	61	45	32,227	17,467	13	6	1,051	———	———	7	244	36	3,452	54	64
2 cows	15		30		10,575		6	3	554	———	———	4	238	11	1,751	15	30
3 cows	4		12		8,360		4	———	———	———	———	4	1,100	4	1,540	3	9
4 cows	2	13	8	66	2,600	29,933	1	———	———	———	———	1	25	2	100	2	7
5 to 9 cows	2		11		5,160		2	1	1,276	———	———	1	200	1	300	2	7
10 to 14 cows	3		35		15,488		3	3	13,700	1	100	1	150	1	364	3	50
15 to 19 cows	4	6	70	82	43,495	35,520	4	4	41,375	1	200	2	95	4	330	4	75
20 to 29 cows	5	8	116	185	67,070	90,425	5	5	48,325	4	3,530	3	410	3	865	5	142
30 cows and over	3	———	118	———	48,196	———	3	3	40,956	1	200	1	120	1	150	3	95
Broward																	
Total	61	36	3,388	1,360	2,020,884	681,785	35	33	1,951,765	———	———	9	4,191	25	7,229	60	4,506
None	xxx	xxx	xxx	xxx	xxx	xxx	xxx	xxx	xxx	xxx	xxx	xxx	xxx	xxx	xxx	3	47
1 cow	20	18	20	22	11,491	13,385	4	4	700	———	———	1	210	12	1,665	17	28
2 cows	5		10		5,855		2	2	430	———	———	2	602	5	1,086	4	9
3 cows	4		12		7,220		3	3	785	———	———	1	52	2	150	4	16
4 cows	5	1	20	5	10,560	3,500	2	2	3,530	———	———	1	75	1	100	5	31
5 to 9 cows	6		43		24,290		3	1	2,190	———	———	3	3,227	3	3,864	6	70
10 to 14 cows	1	2	12	33	3,560	15,750	1	1	2,848	———	———	1	25	1	104	1	10
15 to 19 cows	———		———		———		———	———	———	———	———	———	———	———	———	———	———
20 to 29 cows	1	———	27	———	11,000	———	1	1	10,800	———	———	———	———	———	———	1	25
30 to 49 cows	2	4	70	154	41,975	80,350	2	2	34,600	———	———	———	———	1	260	2	92
50 to 74 cows	2	2	117	110	59,200	56,000	2	2	59,200	———	———	———	———	———	———	2	142
75 to 99 cows	3	2	249	170	170,040	104,750	3	3	169,640	———	———	———	———	———	———	3	278
100 to 199 cows	6	7	886	866	589,170	408,050	6	6	566,142	———	———	———	———	———	———	6	1,238
200 cows and over	6	———	1,922	———	1,106,525	———	6	6	1,100,900	———	———	———	———	———	———	6	2,520
Calhoun																	
Total	255	355	532	923	140,663	175,379	22	8	22,982	1	350	18	2,978	177	15,450	253	523
None	xxx	xxx	xxx	xxx	xxx	xxx	xxx	xxx	xxx	xxx	xxx	xxx	xxx	xxx	xxx	9	15
1 cow	102	233	102	349	26,796	84,397	5	2	160	———	———	4	105	59	2,990	98	135
2 cows	103		206		51,541		7	1	40	———	———	7	528	76	5,882	99	199
3 cows	27		81		19,025		5	2	1,182	———	———	4	445	22	2,507	26	80
4 cows	14	122	56	574	9,971	90,982	2	1	600	———	———	1	100	12	1,245	14	56
5 cows and over	9		87		33,330		3	2	21,000	1	350	2	1,800	8	2,826	7	38
Charlotte																	
Total	35	24	68	104	25,763	48,335	10	9	8,340	1	1,800	2	191	27	2,263	28	68
None	xxx	xxx	xxx	xxx	xxx	xxx	xxx	xxx	xxx	xxx	xxx	xxx	xxx	xxx	xxx	2	2
1 cow	24	18	24	24	6,544	10,715	3	3	234	———	———	———	———	19	1,273	16	18
2 cows	6		12		4,875		2	2	1,344	———	———	———	———	4	468	6	16
3 cows and over	5	6	32	80	14,344	37,620	5	4	6,762	1	1,800	2	191	4	522	4	32
Citrus																	
Total	119	111	298	341	113,658	77,766	6	5	44,725	2	7,040	4	2,425	30	5,675	117	330
None	xxx	xxx	xxx	xxx	xxx	xxx	xxx	xxx	xxx	xxx	xxx	xxx	xxx	xxx	xxx	10	16
1 cow	75	72	75	103	25,022	28,202	1	1	600	———	———	1	100	16	1,089	67	83
2 cows	24		48		13,135		———	———	———	———	———	———	———	6	758	21	44
3 cows	11		33		5,555		1	1	400	———	———	———	———	4	544	10	28
4 cows	4	33	16	139	1,830	19,914	1	———	———	———	———	1	25	2	284	4	21
5 to 9 cows	2		11		666		———	———	———	———	———	———	———	———	———	2	11
10 to 14 cows	———		———		———		———	———	———	———	———	———	———	———	———	———	———
15 to 19 cows	———	4	———	57	———	14,375	———	———	———	———	———	———	———	———	———	———	———
20 to 29 cows	———	2	———	42	———	15,275	———	———	———	———	———	———	———	———	———	———	———
30 to 49 cows	3	———	115	———	67,450	———	3	3	43,725	2	7,040	2	2,300	2	3,000	3	127
Clay																	
Total	130	177	553	504	248,321	216,876	11	7	183,171	3	1,190	4	385	59	5,160	139	586
None	xxx	xxx	xxx	xxx	xxx	xxx	xxx	xxx	xxx	xxx	xxx	xxx	xxx	xxx	xxx	17	27
1 cow	88	134	88	181	31,368	76,992	3	1	12	1	40	1	5	37	2,316	83	103
2 cows	25		50		14,028		1	———	———	———	———	1	100	13	1,003	24	57
3 cows	7		21		5,665		2	1	30	———	———	1	100	6	1,346	7	20
4 cows	3	36	12	152	2,100	42,644	———	———	———	———	———	———	———	2	130	3	12
5 to 9 cows	4		25		4,295		2	2	1,054	———	———	1	160	1	365	2	10
10 to 14 cows	———		———		———		———	———	———	———	———	———	———	———	———	———	———
15 to 19 cows	———	5	———	66	———	36,100	———	———	———	———	———	———	———	———	———	———	———
20 to 29 cows	———	1	———	25	———	14,640	———	———	———	———	———	———	———	———	———	———	———
30 cows and over	3	1	357	80	190,865	46,500	3	3	182,075	2	1,150	———	———	———	———	3	357

TABLE 19.—COWS MILKED AND MILK PRODUCED, 1939 AND 1929; DAIRY PRODUCTS SOLD AND BUTTER CHURNED, 1939; AND COWS KEPT FOR MILK APR. 1, 1940; BY NUMBER OF COWS MILKED, BY COUNTIES—Continued

(For explanation and definitions, see text)

STATE OR COUNTY AND NUMBER OF COWS MILKED	COWS MILKED				MILK PRODUCED (GALLONS)		DAIRY PRODUCTS SOLD, 1939						BUTTER CHURNED ON FARMS, 1939		COWS KEPT MAINLY FOR MILK PRODUCTION, APR. 1, 1940	
	Farms reporting		Number					Whole milk sold		Cream sold		Butter sold				
	1939	1929	1939	1929	1939	1929	Farms reporting	Farms reporting	Gallons	Farms reporting	Pounds of butterfat	Farms reporting	Pounds	Farms reporting	Pounds	Farms reporting	Number
FLORIDA—Contd.																	
Collier																	
Total	19	1	67	2	30,079	225	3	3	18,730	———	———	———	———	2	456	21	138
None	xxx	xxx	xxx	xxx	xxx	xxx	xxx	xxx	xxx	xxx	xxx	xxx	xxx	xxx	xxx	2	40
1 cow	14	1	14	2	7,165	225	1	1	430	———	———	———	———	———	———	14	16
2 cows	2		4		1,224		———	———	———	———	———	———	———	1	300	2	9
3 cows and over	3	———	49	———	21,690	———	2	2	18,300	———	———	———	———	1	156	3	73
Columbia																	
Total	768	562	2,322	1,599	787,943	304,623	104	45	289,357	4	2,056	74	11,017	540	47,208	778	2,474
None	xxx	xxx	xxx	xxx	xxx	xxx	xxx	xxx	xxx	xxx	xxx	xxx	xxx	xxx	xxx	70	124
1 cow	293	363	293	546	121,584	112,476	15	3	565	2	304	11	536	176	9,009	265	383
2 cows	199		398		107,239		24	10	3,408	———	———	20	2,062	148	10,743	184	439
3 cows	114		342		81,033		16	6	3,153	———	———	12	773	89	9,187	105	356
4 cows	61	181	244	772	49,533	123,398	10	3	2,190	———	———	8	753	51	4,951	57	210
5 to 9 cows	84		523		100,306		23	11	16,993	1	1,352	16	2,598	64	7,626	81	455
10 to 14 cows	10	15	109	178	33,578	25,749	9	5	17,628	———	———	5	1,495	8	2,408	9	77
15 to 19 cows	2		32		12,300		2	2	10,000	———	———	———	———	1	104	2	22
20 to 29 cows	1	1	28	22	11,930	4,000	1	1	8,470	———	———	1	800	1	800	1	28
30 to 49 cows	1	1	49	31	33,415	11,000	1	1	33,050	———	———	———	———	———	———	1	48
50 cows and over	3	1	304	50	257,025	28,000	3	3	193,900	1	400	1	2,000	2	2,400	3	352
Dade																	
Total	129	76	9,136	4,178	4,771,008	2,152,945	69	65	4,399,395	12	58,048	17	29,797	42	36,491	137	9,554
None	xxx	xxx	xxx	xxx	xxx	xxx	xxx	xxx	xxx	xxx	xxx	xxx	xxx	xxx	xxx	18	46
1 cow	53	20	53	27	28,575	13,012	7	7	2,008	———	———	1	30	14	755	46	47
2 cows	18		36		19,312		9	7	5,015	———	———	3	310	12	1,371	16	35
3 cows	2		6		3,325		1	1	720	———	———	———	———	———	———	2	4
4 cows	1	9	4	37	1,000	22,782	———	———	———	———	———	———	———	1	200	1	15
5 to 9 cows	9		60		32,645		6	4	15,500	2	1,115	3	165	3	781	9	67
10 to 14 cows	1	6	10	92	5,000	57,720	1	1	2,500	———	———	———	———	———	———	———	———
15 to 19 cows	3		46		22,900		3	3	10,435	1	2,633	———	———	1	78	3	43
20 to 29 cows	4	4	89	93	51,000	60,105	4	4	50,280	———	———	———	———	———	———	4	82
30 to 49 cows	7	6	271	220	133,425	135,750	7	7	119,925	1	730	2	850	2	1,300	7	320
50 to 74 cows	6	11	345	685	175,501	336,375	6	6	164,951	1	520	2	1,140	2	1,350	6	429
75 to 99 cows	3	11	262	867	197,856	461,925	3	3	186,000	2	3,320	1	50	1	50	3	322
100 to 199 cows	3	5	433	625	219,509	328,645	3	3	211,044	1	1,287	———	———	———	———	3	593
200 cows and over	19	4	7,521	1,532	3,882,960	736,631	19	19	3,631,017	4	48,443	5	27,252	6	30,606	19	7,551
De Soto																	
Total	169	215	567	466	207,781	166,172	27	16	82,715	7	8,861	15	1,383	109	12,144	197	750
None	xxx	xxx	xxx	xxx	xxx	xxx	xxx	xxx	xxx	xxx	xxx	xxx	xxx	xxx	xxx	34	74
1 cow	103	190	103	242	43,211	82,372	5	1	12	2	150	2	30	65	5,384	100	127
2 cows	33		66		22,339		7	3	856	2	49	6	249	23	2,870	31	68
3 cows	15		45		13,041		4	3	385	1	250	2	350	9	1,238	15	47
4 cows	5	19	20	75	8,408	17,200	3	3	1,807	———	———	2	54	4	688	4	16
5 to 9 cows	6		37		9,370		2	1	1,159	1	12	2	412	5	924	6	36
10 to 14 cows	4	4	46	49	10,862	20,600	3	3	5,998	———	———	1	288	2	340	4	52
15 to 19 cows	———		———		———		———	———	———	———	———	———	———	———	———	———	———
20 cows and over	3	2	250	100	100,550	46,000	3	2	72,500	1	8,400	———	———	1	700	3	330
Dixie																	
Total	84	52	156	190	45,428	30,535	14	9	12,441	2	758	5	375	54	3,625	84	209
None	xxx	xxx	xxx	xxx	xxx	xxx	xxx	xxx	xxx	xxx	xxx	xxx	xxx	xxx	xxx	4	7
1 cow	47	22	47	36	14,618	6,380	7	4	685	———	———	3	280	30	1,828	44	60
2 cows	24		48		11,220		2	2	420	———	———	———	———	14	848	23	58
3 cows	6	30	18	154	3,010	24,155	3	1	218	1	28	1	60	5	489	6	21
4 cows and over	7		43		16,580		2	2	11,118	1	730	1	35	5	460	7	63
Duval																	
Total	574	376	5,411	4,321	3,118,185	2,139,324	135	98	2,639,472	8	7,726	72	18,072	358	49,184	586	5,807
None	xxx	xxx	xxx	xxx	xxx	xxx	xxx	xxx	xxx	xxx	xxx	xxx	xxx	xxx	xxx	70	111
1 cow	380	241	380	320	217,036	141,049	32	10	3,641	———	———	29	2,186	235	20,859	333	389
2 cows	90		180		79,548		24	11	5,110	———	———	18	2,274	69	8,424	83	183
3 cows	15		45		15,431		2	2	1,050	———	———	1	104	12	1,389	15	64
4 cows	9	56	36	256	12,950	94,800	5	4	3,650	———	———	2	285	6	765	8	41
5 to 9 cows	12		78		35,880		4	4	13,744	———	———	3	1,105	9	1,975	10	79
10 to 14 cows	4	12	44	157	23,555	90,080	4	3	14,225	———	———	3	2,111	4	2,427	4	44
15 to 19 cows	4		70		37,475		4	4	30,825	———	———	2	800	3	1,404	4	165
20 to 29 cows	6	8	146	180	89,389	84,075	6	6	83,480	———	———	1	75	3	906	5	132
30 to 49 cows	21	32	804	1,208	463,712	681,541	21	21	415,160	5	711	8	3,950	11	5,499	21	917
50 to 74 cows	13	16	787	942	462,850	454,400	13	13	422,873	2	4,825	3	2,420	3	2,470	13	773
75 to 99 cows	5	4	395	300	223,176	162,885	5	5	221,876	———	———	———	———	1	104	5	595
100 to 199 cows	10	7	1,226	958	700,083	430,494	10	10	680,628	———	———	1	1,500	1	1,700	10	1,194
200 cows and over	5	———	1,220	———	757,100	———	5	5	743,210	1	2,190	1	1,262	1	1,262	5	1,124
Escambia																	
Total	884	805	2,852	2,509	1,191,845	941,483	125	73	675,730	7	9,924	73	20,752	682	92,196	873	3,285
None	xxx	xxx	xxx	xxx	xxx	xxx	xxx	xxx	xxx	xxx	xxx	xxx	xxx	xxx	xxx	48	85
1 cow	432	611	432	869	159,574	278,456	17	5	593	1	7	15	1,352	324	26,422	395	619
2 cows	278		556		146,288		26	7	1,229	1	20	21	1,583	229	27,220	265	629
3 cows	78		234		59,174		16	4	593	———	———	12	1,358	68	11,686	75	285
4 cows	25	150	100	583	21,526	153,606	10	4	2,390	———	———	8	1,367	24	4,832	23	123
5 to 9 cows	24		150		35,565		9	6	14,810	———	———	7	2,189	18	5,549	22	114
10 to 14 cows	8	18	99	240	40,135	121,904	8	8	37,028	———	———	———	———	3	225	7	90
15 to 19 cows	6		94		58,180		6	6	57,775	———	———	———	———	———	———	6	109
20 to 29 cows	15	15	346	347	197,828	157,040	15	15	182,678	———	———	3	2,130	6	3,397	14	338
30 to 49 cows	12	7	420	238	249,435	127,850	12	12	202,259	2	3,550	5	8,873	6	10,090	12	465
50 cows and over	6	4	421	232	224,140	102,625	6	6	176,375	3	6,347	2	1,900	4	2,775	6	428

TABLE 19.—COWS MILKED AND MILK PRODUCED, 1939; AND 1929 DAIRY PRODUCTS SOLD AND BUTTER CHURNED, 1939; AND COWS KEPT FOR MILK APR. 1, 1940; BY NUMBER OF COWS MILKED, BY COUNTIES—Continued

(For explanation and definitions, see text)

STATE OR COUNTY AND NUMBER OF COWS MILKED	COWS MILKED				MILK PRODUCED (GALLONS)		DAIRY PRODUCTS SOLD, 1939							BUTTER CHURNED ON FARMS, 1939		COWS KEPT MAINLY FOR MILK PRODUCTION, APR. 1, 1940	
	Farms reporting		Number					Whole milk sold		Cream sold		Butter sold					
	1939	1929	1939	1929	1939	1929	Farms reporting	Farms reporting	Gallons	Farms reporting	Pounds of butterfat	Farms reporting	Pounds	Farms reporting	Pounds	Farms reporting	Number
FLORIDA—Contd.																	
Flagler																	
Total	58	86	394	472	214,677	202,954	8	8	162,991	2	667	5	1,464	45	5,694	60	488
None	xxx	xxx	xxx	xxx	xxx	xxx	xxx	xxx	xxx	xxx	xxx	xxx	xxx	xxx	xxx	3	4
1 cow	24	64	24	88	8,640	30,609	———	———	———	———	———	———	———	19	1,178	24	29
2 cows	22		44		17,388		———	———	———	———	———	———	———	16	2,228	22	54
3 cows	4		12		4,000		1	1	260	———	———	1	400	4	795	3	9
4 cows	2	11	8	43	1,474	14,970	1	1	200	———	———	1	150	2	265	2	11
5 to 9 cows	1		5		1,500		1	1	110	1	650	1	250	1	312	1	5
10 to 14 cows	———	3	———	39	———	20,500	———	———	———	———	———	———	———	———	———	———	———
15 to 19 cows	2		31		12,000		2	2	7,115	———	———	1	300	2	500	2	31
20 to 29 cows	———	3	———	72	———	31,375	———	———	———	———	———	———	———	———	———	———	———
30 cows and over	3	5	270	230	169,675	105,500	3	3	155,306	1	17	1	364	1	416	3	345
Franklin																	
Total	8	1	18	4	1,815	2,520	———	———	———	———	———	———	———	4	269	6	13
None	xxx	xxx	xxx	xxx	xxx	xxx	xxx	xxx	xxx	xxx	xxx	xxx	xxx	xxx	xxx	———	———
1 cow	5	———	5	———	1,171	———	———	———	———	———	———	———	———	3	179	4	4
2 cows	———		———		———		———	———	———	———	———	———	———	———	———	———	———
3 cows and over	3	1	13	4	644	2,520	———	———	———	———	———	———	———	1	90	2	9
Gadsden																	
Total	901	822	1,881	1,913	543,133	501,625	144	21	101,937	15	8,220	126	14,470	633	74,472	883	2,071
None	xxx	xxx	xxx	xxx	xxx	xxx	xxx	xxx	xxx	xxx	xxx	xxx	xxx	xxx	xxx	49	69
1 cow	417	644	417	903	107,154	226,426	23	4	155	———	———	20	1,333	238	16,242	375	479
2 cows	324		648		169,232		62	3	320	1	250	60	4,272	263	30,646	305	647
3 cows	84		252		59,800		25	3	1,110	2	315	25	2,707	73	11,451	82	297
4 cows	40	170	160	665	39,310	138,705	9	4	3,610	1	350	7	751	34	6,069	39	159
5 to 9 cows	30		178		47,893		19	2	4,600	8	4,930	10	1,933	20	5,710	27	174
10 to 14 cows	1	5	14	65	5,640	17,850	1	———	———	1	1,625	———	———	1	105	1	8
15 to 19 cows	1		18		13,322		1	1	13,322	———	———	———	———	———	———	1	15
20 to 29 cows	1	———	20	———	12,000	———	1	1	10,000	1	250	1	800	1	800	1	18
30 cows and over	3	3	174	280	88,782	118,644	3	3	68,820	1	500	3	2,674	3	3,449	3	205
Gilchrist																	
Total	348	181	793	425	117,139	70,976	25	10	18,150	1	20	14	621	222	12,284	366	968
None	xxx	xxx	xxx	xxx	xxx	xxx	xxx	xxx	xxx	xxx	xxx	xxx	xxx	xxx	xxx	31	79
1 cow	142	126	142	185	31,791	35,068	8	1	150	1	20	6	186	89	4,355	137	163
2 cows	120		240		33,053		6	3	600	———	———	3	120	82	4,831	116	303
3 cows	31		93		11,362		2	———	———	———	———	2	85	20	1,222	30	110
4 cows	28	53	112	214	8,234	27,108	1	———	———	———	———	1	30	16	772	27	118
5 to 9 cows	20		120		9,474		1	———	———	———	———	1	50	11	650	18	106
10 cows and over	7	2	86	26	23,225	8,800	7	6	17,400	———	———	1	150	4	454	7	89
Glades																	
Total	67	53	126	249	40,823	96,950	16	10	965	4	83	11	617	52	5,132	71	176
None	xxx	xxx	xxx	xxx	xxx	xxx	xxx	xxx	xxx	xxx	xxx	xxx	xxx	xxx	xxx	10	23
1 cow	35	38	35	52	12,841	18,260	7	5	316	———	———	4	176	25	1,606	30	37
2 cows	18		36		10,397		3	1	100	1	12	1	55	15	1,208	17	49
3 cows	7		21		5,345		3	2	300	2	33	3	110	6	722	7	28
4 cows	4	10	16	38	5,550	10,540	2	1	64	1	38	2	166	3	576	4	22
5 to 9 cows	3		18		6,690		1	1	185	———	———	1	110	3	1,020	3	17
10 to 14 cows	———	2	———	34	———	15,300	———	———	———	———	———	———	———	———	———	———	———
15 to 19 cows	———		———		———		———	———	———	———	———	———	———	———	———	———	———
20 to 29 cows	———	———	———	———	———	———	———	———	———	———	———	———	———	———	———	———	———
30 to 49 cows	———	3	———	125	———	52,850	———	———	———	———	———	———	———	———	———	———	———
Gulf																	
Total	43	32	122	60	59,783	14,030	8	5	34,650	1	41	6	1,680	34	4,960	40	97
None	xxx	xxx	xxx	xxx	xxx	xxx	xxx	xxx	xxx	xxx	xxx	xxx	xxx	xxx	xxx	3	5
1 cow	28	26	28	38	12,075	9,090	1	———	———	———	———	1	10	21	1,375	23	31
2 cows	10		20		8,715		2	1	25	———	———	2	425	9	1,668	10	18
3 cows	2		6		1,173		2	1	25	———	———	1	5	2	102	2	5
4 cows	———	6	———	22	———	4,940	———	———	———	———	———	———	———	———	———	———	———
5 cows and over	5		68		37,820		3	3	34,600	1	41	2	1,240	2	1,815	2	38
Hamilton																	
Total	327	329	686	809	163,890	147,787	11	5	9,277	2	51	8	1,613	264	22,339	338	819
None	xxx	xxx	xxx	xxx	xxx	xxx	xxx	xxx	xxx	xxx	xxx	xxx	xxx	xxx	xxx	50	100
1 cow	151	202	151	286	43,780	54,121	3	3	590	1	45	1	20	116	6,318	132	209
2 cows	95		190		48,214		1	———	———	———	———	1	156	79	6,584	89	205
3 cows	37		111		23,932		3	———	———	———	———	3	337	28	3,343	30	82
4 cows	16	127	64	523	10,669	93,666	———	———	———	———	———	———	———	15	1,543	13	79
5 cows and over	28		170		37,295		4	2	8,687	1	6	3	1,100	26	4,551	24	144
Hardee																	
Total	438	364	671	754	244,033	245,230	42	24	55,172	7	4,296	31	3,836	318	32,410	448	872
None	xxx	xxx	xxx	xxx	xxx	xxx	xxx	xxx	xxx	xxx	xxx	xxx	xxx	xxx	xxx	27	28
1 cow	324	322	324	390	119,508	144,565	19	9	995	1	75	15	683	223	17,754	310	431
2 cows	90		180		54,145		13	6	440	2	183	10	536	77	9,634	88	205
3 cows	10		30		5,650		2	2	56	———	———	1	90	9	1,095	9	45
4 cows	2	33	8	131	1,200	42,425	———	———	———	———	———	———	———	1	185	2	6
5 to 9 cows	7		36		9,905		3	2	1,115	1	72	2	527	5	1,367	7	55
10 to 14 cows	———	9	———	233	———	58,240	———	———	———	———	———	———	———	———	———	———	———
15 cows and over	5		91		53,625		5	5	32,566	3	3,966	3	2,000	3	2,375	5	102

TABLE 19.—COWS MILKED AND MILK PRODUCED, 1939 AND 1929; DAIRY PRODUCTS SOLD AND BUTTER CHURNED, 1939; AND COWS KEPT FOR MILK APR. 1, 1940; BY NUMBER OF COWS MILKED, BY COUNTIES—Continued

(For explanation and definitions, see text)

STATE OR COUNTY AND NUMBER OF COWS MILKED	COWS MILKED				MILK PRODUCED (GALLONS)		DAIRY PRODUCTS SOLD, 1939							BUTTER CHURNED ON FARMS, 1939		COWS KEPT MAINLY FOR MILK PRODUCTION, APR. 1, 1940	
	Farms reporting		Number					Whole milk sold		Cream sold		Butter sold					
	1939	1929	1939	1929	1939	1929	Farms reporting	Farms reporting	Gallons	Farms reporting	Pounds of butterfat	Farms reporting	Pounds	Farms reporting	Pounds	Farms reporting	Number
FLORIDA—Contd.																	
Hendry																	
Total	68	47	150	106	45,850	48,492	10	8	11,472	—	—	6	535	42	3,754	84	182
None	xxx	xxx	xxx	xxx	xxx	xxx	xxx	xxx	xxx	xxx	xxx	xxx	xxx	xxx	xxx	3	3
1 cow	35	41	35	55	12,558	18,980	2	1	45	—	—	1	25	16	1,251	30	39
2 cows	20		40		11,807		3	2	500	—	—	1	100	15	994	20	52
3 cows	8		24		5,430		2	2	227	—	—	1	10	7	509	6	25
4 cows	2	6	8	53	1,700	29,512	—	—	—	—	—	—	—	1	200	2	8
5 cows and over	3		43		14,375		3	3	10,700	—	—	3	400	3	800	3	55
Hernando																	
Total	228	185	469	604	198,859	259,441	21	6	57,543	5	2,415	17	1,857	135	11,767	242	685
None	xxx	xxx	xxx	xxx	xxx	xxx	xxx	xxx	xxx	xxx	xxx	xxx	xxx	xxx	xxx	30	56
1 cow	156	152	156	203	57,628	64,101	7	1	62	1	33	5	245	85	5,848	143	225
2 cows	52		104		31,586		6	1	400	—	—	6	354	36	3,260	50	160
3 cows	13		39		13,170		4	1	600	1	100	3	338	9	1,239	12	41
4 cows	1	27	4	121	1,000	38,240	—	—	—	—	—	—	—	—	—	1	8
5 to 9 cows	3		19		4,370		1	—	—	1	500	—	—	2	300	3	15
10 to 14 cows	—	—	—	—	—	—	—	—	—	—	—	—	—	—	—	—	—
15 to 19 cows	—		—		—		—	—	—	—	—	—	—	—	—	—	—
20 to 29 cows	—	2	—	43	—	18,770	—	—	—	—	—	—	—	—	—	—	—
30 cows and over	3	4	147	237	91,105	138,330	3	3	56,281	2	1,782	3	920	3	1,120	3	182
Highlands																	
Total	67	56	127	192	52,165	63,938	14	9	12,312	2	152	10	1,133	47	6,157	72	167
None	xxx	xxx	xxx	xxx	xxx	xxx	xxx	xxx	xxx	xxx	xxx	xxx	xxx	xxx	xxx	7	21
1 cow	41	39	41	49	18,785	17,958	2	—	—	—	—	2	95	26	2,694	40	53
2 cows	15		30		9,150		4	3	1,155	1	52	3	432	13	1,755	14	32
3 cows	6		18		8,550		3	2	1,232	—	—	2	150	4	825	6	18
4 cows	2	17	8	143	4,950	45,980	2	1	275	—	—	2	406	2	748	2	10
5 cows and over	3		30		10,730		3	3	9,650	1	100	1	50	2	135	3	33
Hillsborough																	
Total	1,630	935	7,628	5,341	3,969,538	2,507,285	282	159	2,979,978	9	4,056	144	17,249	1,311	145,238	1,587	9,318
None	xxx	xxx	xxx	xxx	xxx	xxx	xxx	xxx	xxx	xxx	xxx	xxx	xxx	xxx	xxx	84	231
1 cow	1,114	774	1,114	928	572,238	388,859	100	31	3,354	—	—	75	5,339	953	87,721	1,016	1,594
2 cows	335		670		259,084		69	26	7,345	2	280	51	6,102	286	38,456	311	739
3 cows	64		192		68,922		13	6	4,385	—	—	8	1,008	51	7,859	60	201
4 cows	13	80	52	315	19,070	109,578	5	3	7,050	—	—	2	464	11	2,200	13	77
5 to 9 cows	18		113		48,155		10	8	22,597	1	100	2	422	13	2,478	18	110
10 to 14 cows	6	19	70	284	35,275	125,395	5	5	29,974	1	100	1	520	4	1,296	6	85
15 to 19 cows	2		32		17,380		2	2	16,500	—	—	—	—	1	15	2	35
20 to 29 cows	13	11	311	259	148,205	135,817	13	13	132,840	1	2,600	1	364	3	521	15	360
30 to 49 cows	19	23	713	863	373,368	444,640	19	19	359,593	3	476	3	2,332	4	2,891	19	782
50 to 74 cows	17	14	972	824	555,936	431,256	17	17	542,700	1	500	1	700	3	1,061	17	1,188
75 to 99 cows	14	6	1,169	483	671,530	262,990	14	14	664,530	—	—	—	—	1	20	13	1,308
100 to 199 cows	12	5	1,495	560	782,625	306,750	12	12	776,110	—	—	—	—	1	720	12	1,693
200 cows and over	3	3	725	825	417,750	302,000	3	3	413,000	—	—	—	—	—	—	3	925
Holmes																	
Total	1,271	1,038	2,234	2,040	505,384	519,947	92	21	28,995	6	498	80	6,561	1,050	91,742	1,240	2,630
None	xxx	xxx	xxx	xxx	xxx	xxx	xxx	xxx	xxx	xxx	xxx	xxx	xxx	xxx	xxx	80	113
1 cow	653	819	653	1,127	179,303	341,166	16	2	95	—	—	14	799	515	32,311	579	778
2 cows	429		858		184,624		43	6	155	2	230	41	2,616	362	35,548	405	959
3 cows	120		360		60,539		14	4	600	1	30	12	768	111	13,034	110	411
4 cows	41	219	164	913	28,670	178,781	9	2	900	3	236	7	620	38	5,045	39	158
5 cows and over	28		199		52,248		10	7	27,245	—	—	6	1,758	24	5,803	27	211
Indian River																	
Total	64	65	245	322	130,906	137,943	21	16	83,581	2	641	8	916	29	4,009	57	284
None	xxx	xxx	xxx	xxx	xxx	xxx	xxx	xxx	xxx	xxx	xxx	xxx	xxx	xxx	xxx	2	8
1 cow	36	55	36	67	18,948	29,927	6	5	1,301	—	—	2	144	15	1,616	32	34
2 cows	20		40		15,318		9	6	1,673	1	1	4	422	8	914	15	37
3 cows	3		9		2,858		1	—	—	—	—	1	50	3	619	3	9
4 cows	—	7	—	33	—	10,010	—	—	—	—	—	—	—	—	—	—	—
5 to 9 cows	1		5		2,700		1	1	1,000	—	—	—	—	1	350	1	5
10 cows and over	4	3	155	222	93,082	98,006	4	4	79,607	1	640	1	300	2	510	4	191
Jackson																	
Total	2,464	2,338	4,865	4,542	1,041,028	1,130,218	206	30	105,823	22	7,150	175	18,878	1,739	150,523	2,540	5,746
None	xxx	xxx	xxx	xxx	xxx	xxx	xxx	xxx	xxx	xxx	xxx	xxx	xxx	xxx	xxx	170	258
1 cow	1,208	1,948	1,208	2,611	296,729	688,709	50	7	1,157	2	216	46	2,642	771	44,074	1,149	1,465
2 cows	826		1,652		350,253		72	7	1,747	7	818	62	4,591	631	56,909	802	1,826
3 cows	233		699		122,146		33	3	465	5	1,126	25	1,940	182	20,906	226	786
4 cows	105	364	420	1,430	68,558	274,779	20	3	3,567	3	435	15	1,602	80	10,888	102	416
5 to 9 cows	75		424		53,864		22	2	1,547	1	85	22	2,698	61	9,596	74	505
10 to 14 cows	10	17	112	223	15,555	59,155	2	1	1,500	2	212	2	305	10	2,590	10	120
15 to 19 cows	1		16		7,200		1	1	6,500	—	—	—	—	1	300	1	16
20 to 29 cows	1	4	25	91	3,000	29,625	1	1	2,600	—	—	—	—	—	—	1	4
30 to 49 cows	2	5	80	187	32,950	77,950	2	2	11,100	1	3,000	2	1,100	2	1,260	2	100
50 cows and over	3	—	229	—	90,773	—	3	3	75,640	1	1,260	1	4,000	1	4,000	3	252

TABLE 19.—COWS MILKED AND MILK PRODUCED, 1939 AND 1929; DAIRY PRODUCTS SOLD AND BUTTER CHURNED, 1939; AND COWS KEPT FOR MILK APR. 1, 1940; BY NUMBER OF COWS MILKED, BY COUNTIES—Continued

(For explanation and definitions, see text)

STATE OR COUNTY AND NUMBER OF COWS MILKED	COWS MILKED				MILK PRODUCED (GALLONS)		DAIRY PRODUCTS SOLD, 1939							BUTTER CHURNED ON FARMS, 1939		COWS KEPT MAINLY FOR MILK PRODUCTION, APR. 1, 1940	
	Farms reporting		Number					Whole milk sold		Cream sold		Butter sold					
	1939	1929	1939	1929	1939	1929	Farms reporting	Farms reporting	Gallons	Farms reporting	Pounds of butterfat	Farms reporting	Pounds	Farms reporting	Pounds	Farms reporting	Number
FLORIDA—Contd.																	
Jefferson																	
Total	586	619	1,125	1,360	279,988	381,872	37	14	20,112	2	1,564	26	5,287	358	31,639	678	1,443
None	xxx	xxx	xxx	xxx	xxx	xxx	xxx	xxx	xxx	xxx	xxx	xxx	xxx	xxx	xxx	106	175
1 cow	304	497	304	846	76,596	162,040	4	—	—	—	—	4	392	170	7,813	295	398
2 cows	176		352		83,793		7	1	30	—	—	7	241	120	10,827	174	413
3 cows	58		174		41,885		7	3	2,770	1	64	5	308	40	4,637	57	173
4 cows	24	111	96	480	21,744	128,592	8	4	3,645	—	—	5	1,004	14	2,755	22	86
5 to 9 cows	16		93		23,710		4	2	3,350	—	—	2	352	9	2,107	16	87
10 cows and over	8	11	106	234	32,260	91,240	7	4	10,317	1	1,500	3	2,990	5	3,500	8	111
Lafayette																	
Total	303	195	462	604	105,746	110,614	2	2	1,045	1	150	1	500	252	12,953	283	503
None	xxx	xxx	xxx	xxx	xxx	xxx	xxx	xxx	xxx	xxx	xxx	xxx	xxx	xxx	xxx	17	19
1 cow	193	105	193	145	52,455	42,052	—	—	—	—	—	—	—	161	6,749	168	205
2 cows	80		160		32,945		1	1	45	—	—	—	—	68	4,114	72	175
3 cows	17		51		9,421		—	—	—	—	—	—	—	12	875	13	40
4 cows	10	84	40	388	8,530	58,487	1	1	1,000	1	150	1	500	8	905	10	42
5 to 9 cows	3		18		2,395		—	—	—	—	—	—	—	3	310	3	22
10 to 14 cows	—	6	—	71	—	10,075	—	—	—	—	—	—	—	—	—	—	—
15 to 19 cows	—		—		—		—	—	—	—	—	—	—	—	—	—	—
Lake																	
Total	250	275	733	853	429,727	340,675	42	36	223,713	9	14,145	19	3,776	191	25,221	232	723
None	xxx	xxx	xxx	xxx	xxx	xxx	xxx	xxx	xxx	xxx	xxx	xxx	xxx	xxx	xxx	20	26
1 cow	167	225	167	282	82,346	119,323	9	5	1,301	—	—	5	498	123	12,883	134	155
2 cows	50		100		42,320		8	6	1,535	—	—	4	880	43	6,488	46	104
3 cows	13		39		17,571		7	7	5,712	1	10	1	500	10	2,412	13	33
4 cows	3	36	12	159	7,390	57,582	2	2	3,495	—	—	—	—	2	405	3	10
5 to 9 cows	6		36		15,675		5	5	9,428	4	210	2	408	4	778	6	36
10 to 14 cows	5	5	51	68	12,940	28,835	3	3	11,542	1	600	2	260	2	300	3	29
15 to 19 cows	1		15		14,000		1	1	8,000	1	1,300	1	200	1	325	1	15
20 to 29 cows	3	4	72	84	38,925	37,135	3	3	17,200	1	25	2	730	3	920	3	86
30 cows and over	4	5	261	260	198,560	97,800	4	4	165,500	1	12,000	2	300	3	710	3	231
Lee																	
Total	94	93	534	533	274,789	249,041	28	17	112,663	4	33,106	20	3,397	69	10,018	94	644
None	xxx	xxx	xxx	xxx	xxx	xxx	xxx	xxx	xxx	xxx	xxx	xxx	xxx	xxx	xxx	5	7
1 cow	43	73	43	94	19,204	43,986	7	1	9	—	—	6	395	30	2,870	39	65
2 cows	26		52		15,745		3	2	254	—	—	2	250	18	1,925	25	71
3 cows	4		12		3,585		—	—	—	—	—	—	—	4	457	4	19
4 cows	2	9	8	43	2,560	8,000	1	1	50	—	—	1	250	2	400	2	10
5 to 9 cows	10		58		13,796		8	4	4,856	1	16	5	678	8	1,661	10	71
10 to 14 cows	2	5	26	70	5,340	29,580	2	2	3,870	—	—	—	—	1	85	2	28
15 to 19 cows	2		32		24,350		2	2	23,800	—	—	2	170	2	170	2	37
20 to 29 cows	2	1	44	25	19,270	10,950	2	2	12,740	1	350	2	300	2	500	2	75
30 cows and over	3	5	259	301	170,939	156,525	3	3	67,084	2	32,740	2	1,354	2	1,950	3	261
Leon																	
Total	841	923	2,433	2,707	745,901	830,142	156	97	347,064	14	8,680	61	13,859	566	56,033	917	3,059
None	xxx	xxx	xxx	xxx	xxx	xxx	xxx	xxx	xxx	xxx	xxx	xxx	xxx	xxx	xxx	145	258
1 cow	450	697	430	904	116,990	217,863	35	18	3,294	—	—	19	1,314	263	15,221	378	578
2 cows	218		436		101,823		32	20	6,805	—	—	13	1,229	157	13,711	208	505
3 cows	83		249		55,666		19	12	3,565	1	18	6	730	68	7,699	81	287
4 cows	47	185	188	800	44,453	186,274	22	11	6,150	3	600	8	2,238	34	5,548	43	229
5 to 9 cows	36		208		46,762		21	13	11,235	3	1,340	6	2,190	26	5,352	35	250
10 to 14 cows	6	23	67	285	14,950	117,715	6	3	3,300	1	300	2	2,200	4	2,858	6	85
15 to 19 cows	—		—		—		—	—	—	—	—	—	—	—	—	—	—
20 to 29 cows	8	6	191	145	82,675	58,694	8	8	69,475	2	2,700	2	800	6	1,365	8	215
30 to 49 cows	6	10	214	345	91,875	168,075	6	5	74,632	1	414	3	3,055	4	3,672	6	221
50 cows and over	7	4	450	230	190,727	83,521	7	7	168,608	3	3,308	2	103	4	607	7	431
Levy																	
Total	455	272	764	490	189,664	114,529	42	23	23,952	1	175	28	1,533	367	24,572	420	834
None	xxx	xxx	xxx	xxx	xxx	xxx	xxx	xxx	xxx	xxx	xxx	xxx	xxx	xxx	xxx	36	91
1 cow	257	226	257	297	69,178	66,943	10	4	530	—	—	6	226	198	9,018	209	262
2 cows	153		306		78,222		21	11	2,453	—	—	17	1,069	134	12,337	134	276
3 cows	21		63		9,390		4	3	224	—	—	2	60	16	1,287	20	70
4 cows	16	46	64	193	11,754	47,586	3	2	2,690	1	175	2	128	14	1,542	14	67
5 cows and over	8		74		21,140		4	3	18,055	—	—	1	50	5	388	7	68
Liberty																	
Total	164	161	219	416	49,165	88,719	4	3	335	—	—	3	225	127	8,689	164	262
None	xxx	xxx	xxx	xxx	xxx	xxx	xxx	xxx	xxx	xxx	xxx	xxx	xxx	xxx	xxx	6	11
1 cow	118	109	118	166	27,550	53,581	1	1	135	—	—	—	—	87	4,564	115	149
2 cows	38		76		16,435		—	—	—	—	—	—	—	32	3,025	35	75
3 cows and over	8	52	25	250	5,180	35,138	3	2	200	—	—	3	225	8	1,100	8	27

TABLE 19.—COWS MILKED AND MILK PRODUCED, 1939 AND 1929; DAIRY PRODUCTS SOLD AND BUTTER CHURNED, 1939; AND COWS KEPT FOR MILK APR. 1, 1940; BY NUMBER OF COWS MILKED, BY COUNTIES—Continued

(For explanation and definitions, see text)

STATE OR COUNTY AND NUMBER OF COWS MILKED	COWS MILKED				MILK PRODUCED (GALLONS)		DAIRY PRODUCTS SOLD, 1939						BUTTER CHURNED ON FARMS, 1939		COWS KEPT MAINLY FOR MILK PRODUCTION, APR. 1, 1940	
	Farms reporting		Number					Whole milk sold		Cream sold		Butter sold				
	1939	1929	1939	1929	1939	1929	Farms reporting	Farms reporting	Gallons	Farms reporting	Pounds of butterfat	Farms reporting	Pounds	Farms reporting	Pounds	Farms reporting	Number
FLORIDA—Contd.																	
Madison																	
Total	1,030	796	2,364	2,128	434,918	497,320	85	23	50,503	4	1,430	77	7,693	733	48,401	989	2,805
None	xxx	xxx	xxx	xxx	xxx	xxx	xxx	xxx	xxx	xxx	xxx	xxx	xxx	xxx	xxx	65	134
1 cow	372	501	372	747	76,635	185,555	14	4	805	—	—	12	563	253	9,806	324	419
2 cows	366		732		131,093		20	2	150	—	—	20	1,196	269	14,476	325	854
3 cows	137		411		67,999		23	5	961	1	80	21	1,501	110	8,608	131	489
4 cows	76	278	304	1,153	46,455	240,663	6	2	2,500	—	—	4	110	57	5,270	69	369
5 to 9 cows	70		417		54,896		16	4	1,150	—	—	16	2,651	56	8,158	66	397
10 to 14 cows	4	17	43	228	9,560	71,102	1	1	3,650	—	—	—	—	3	257	4	45
15 cows and over	5		85		48,280		5	5	41,287	3	1,350	4	1,672	5	1,825	5	98
Manatee																	
Total	231	242	964	902	456,799	381,957	35	26	319,472	1	100	14	2,209	122	14,084	246	1,119
None	xxx	xxx	xxx	xxx	xxx	xxx	xxx	xxx	xxx	xxx	xxx	xxx	xxx	xxx	xxx	27	38
1 cow	156	205	156	247	74,145	89,417	16	10	2,305	—	—	8	662	82	7,757	145	173
2 cows	45		90		30,084		2	—	—	—	—	2	150	25	2,743	44	111
3 cows	11		33		11,653		2	1	125	—	—	1	66	7	1,320	11	37
4 cows	4	16	16	60	6,200	22,670	—	—	—	—	—	—	—	3	298	4	15
5 to 9 cows	1		6		3,147		1	1	3,147	—	—	—	—	—	—	1	20
10 to 14 cows	3	10	35	140	24,950	55,230	3	3	23,150	—	—	—	—	1	350	3	27
15 to 19 cows	—		—		—	—	—	—	—	—	—	—	—	—	—	—	—
20 to 29 cows	3	1	68	20	42,250	11,000	3	3	42,000	1	100	—	—	—	—	3	80
30 to 49 cows	3	6	115	220	75,500	102,620	3	3	72,000	—	—	1	156	1	156	3	138
50 to 74 cows	1	4	65	215	36,500	101,000	1	1	36,000	—	—	1	175	1	200	1	70
75 cows and over	4	—	380	—	152,370	—	4	4	140,745	—	—	1	1,000	2	1,260	4	410
Marion																	
Total	1,004	995	2,288	2,450	822,968	856,435	164	71	286,831	11	8,058	116	14,881	724	85,906	1,034	2,655
None	xxx	xxx	xxx	xxx	xxx	xxx	xxx	xxx	xxx	xxx	xxx	xxx	xxx	xxx	xxx	82	117
1 cow	533	761	533	1,021	197,867	340,719	54	17	1,453	1	162	45	2,288	370	31,517	500	715
2 cows	291		582		173,159		35	11	3,307	2	82	26	1,731	212	24,874	276	607
3 cows	92		276		65,990		25	7	4,855	—	—	22	2,166	80	12,247	89	294
4 cows	24	202	96	837	23,380	248,596	4	—	—	—	—	4	804	20	3,264	24	108
5 to 9 cows	39		241		75,760		21	12	33,435	3	164	11	2,884	31	7,894	38	240
10 to 14 cows	5	21	54	275	26,091	107,520	5	4	20,156	—	—	1	1,482	2	1,600	5	72
15 to 19 cows	10		166		89,572		10	10	77,791	2	450	3	1,356	5	1,690	10	158
20 to 29 cows	6	6	133	132	68,090	59,300	6	6	61,090	1	500	2	620	2	620	6	159
30 cows and over	4	5	207	185	105,059	100,300	4	4	84,744	2	6,700	2	1,550	2	2,200	4	185
Martin																	
Total	17	20	158	120	59,077	53,510	6	6	40,849	2	480	4	420	15	2,338	19	188
None	xxx	xxx	xxx	xxx	xxx	xxx	xxx	xxx	xxx	xxx	xxx	xxx	xxx	xxx	xxx	2	3
1 cow	6	14	6	19	2,987	7,135	—	—	—	—	—	—	—	5	451	6	9
2 cows	3		6		2,090		—	—	—	—	—	—	—	3	282	3	8
3 cows	2		6		2,100		1	1	25	—	—	1	30	2	300	2	6
4 cows	—	2	—	7	—	1,700	—	—	—	—	—	—	—	—	—	—	—
5 to 9 cows	3		22		7,975		2	2	6,124	—	—	—	—	2	565	3	35
10 to 14 cows	—	1	—	14	—	10,950	—	—	—	—	—	—	—	—	—	—	—
15 to 19 cows	—		—		—		—	—	—	—	—	—	—	—	—	—	—
20 cows and over	3	3	118	80	43,925	33,725	3	3	34,700	2	460	3	390	3	740	3	127
Monroe																	
Total	6	2	102	45	59,678	23,000	5	5	54,180	1	80	—	—	1	156	6	121
None	xxx	xxx	xxx	xxx	xxx	xxx	xxx	xxx	xxx	xxx	xxx	xxx	xxx	xxx	xxx	—	—
1 cow	—		—		—		—	—	—	—	—	—	—	—	—	—	—
2 cows	1		2		1,095		—	—	—	—	—	—	—	1	156	1	5
3 cows	—		—		—		—	—	—	—	—	—	—	—	—	—	—
4 cows	—		—		—		—	—	—	—	—	—	—	—	—	—	—
5 to 9 cows	1		9		4,380		1	1	4,380	—	—	—	—	—	—	1	8
10 to 14 cows	1	2	12	45	7,300	23,000	1	1	7,300	—	—	—	—	—	—	1	15
15 cows and over	3		79		46,903		3	3	42,500	1	80	—	—	—	—	3	93
Nassau																	
Total	258	174	801	488	332,699	153,387	17	11	187,226	3	2,500	13	4,358	125	15,178	275	1,245
None	xxx	xxx	xxx	xxx	xxx	xxx	xxx	xxx	xxx	xxx	xxx	xxx	xxx	xxx	xxx	26	389
1 cow	152	121	152	171	42,814	53,300	—	—	—	—	—	—	—	64	4,020	146	176
2 cows	71		142		34,621		5	4	1,780	—	—	4	363	40	3,976	68	182
3 cows	21		63		13,608		3	1	180	—	—	2	210	11	1,996	21	59
4 cows	5	48	20	185	3,123	44,748	2	—	—	—	—	2	260	3	586	5	18
5 to 9 cows	2		12		1,458		—	—	—	—	—	—	—	1	50	2	12
10 to 14 cows	1	2	14	20	6,000	4,920	1	1	5,000	—	—	1	100	1	500	1	15
15 to 19 cows	—		—		—	—	—	—	—	—	—	—	—	—	—	—	—
20 to 29 cows	1	—	20	—	9,000	—	1	—	—	1	480	1	3,120	1	3,200	1	40
30 to 49 cows	2	2	94	62	41,150	26,119	2	2	38,242	1	200	1	200	1	500	2	72
50 cows and over	3	1	284	50	180,925	24,300	3	3	142,024	1	1,820	2	105	3	370	3	282
Okaloosa																	
Total	683	630	1,259	1,295	303,881	296,905	54	27	16,565	4	350	40	3,721	578	59,869	690	1,495
None	xxx	xxx	xxx	xxx	xxx	xxx	xxx	xxx	xxx	xxx	xxx	xxx	xxx	xxx	xxx	44	73
1 cow	327	494	327	693	108,152	182,641	15	4	467	1	40	12	560	251	19,896	297	426
2 cows	242		484		111,633		19	9	497	—	—	14	993	222	24,314	236	543
3 cows	75		225		43,348		10	6	1,660	1	80	8	730	71	9,752	74	236
4 cows	20	136	80	602	14,112	114,264	4	4	898	—	—	3	588	19	5,107	20	85
5 cows and over	19		143		26,636		6	4	13,045	2	230	3	850	15	2,800	19	134

TABLE 19.—COWS MILKED AND MILK PRODUCED, 1939 AND 1929; DAIRY PRODUCTS SOLD AND BUTTER CHURNED, 1939; AND COWS KEPT FOR MILK APR. 1, 1940; BY NUMBER OF COWS MILKED, BY COUNTIES—Continued

(For explanation and definitions, see text)

STATE OR COUNTY AND NUMBER OF COWS MILKED	COWS MILKED				MILK PRODUCED (GALLONS)		DAIRY PRODUCTS SOLD, 1939							BUTTER CHURNED ON FARMS, 1939		COWS KEPT MAINLY FOR MILK PRODUCTION, APR. 1, 1940	
	Farms reporting		Number					Whole milk sold		Cream sold		Butter sold					
	1939	1929	1939	1929	1939	1929	Farms reporting	Farms reporting	Gallons	Farms reporting	Pounds of butterfat	Farms reporting	Pounds	Farms reporting	Pounds	Farms reporting	Number
FLORIDA—Contd.																	
Okeechobee																	
Total	114	67	297	129	87,364	24,777	17	9	19,882	2	180	10	1,495	92	10,043	118	418
None	xxx	xxx	xxx	xxx	xxx	xxx	xxx	xxx	xxx	xxx	xxx	xxx	xxx	xxx	xxx	5	31
1 cow	45	57	45	81	14,950	11,945	2	1	37	1	160	———	———	30	2,133	44	61
2 cows	31		82		20,117		6	2	382	———	———	4	378	27	3,223	31	81
3 cows	20		60		13,254		3	2	18	1	20	1	50	18	1,869	20	76
4 cows	5	9	20	35	4,230	10,332	———	———	———	———	———	———	———	5	552	5	28
5 to 9 cows	9		55		10,810		2	1	25	———	———	1	12	8	996	9	51
10 cows and over	4	1	55	13	24,023	2,500	4	3	19,420	———	———	4	1,055	4	1,270	4	90
Orange																	
Total	345	326	2,175	1,771	1,242,233	898,225	91	56	968,075	5	6,515	45	8,597	250	33,074	328	2,398
None	xxx	xxx	xxx	xxx	xxx	xxx	xxx	xxx	xxx	xxx	xxx	xxx	xxx	xxx	xxx	16	41
1 cow	205	235	205	304	108,452	128,546	29	4	1,075	———	———	26	2,532	170	18,848	179	211
2 cows	68		136		57,995		6	———	———	———	———	6	834	53	6,361	63	140
3 cows	13		39		13,045		4	2	374	———	———	4	724	9	1,702	12	49
4 cows	4	48	16	210	10,215	89,765	3	2	4,374	———	———	2	312	2	468	4	18
5 to 9 cows	13		78		28,331		7	6	14,525	———	———	2	750	7	1,218	13	101
10 to 14 cows	3	20	34	286	16,215	210,976	3	3	14,975	———	———	———	———	1	108	3	36
15 to 19 cows	3		46		25,100		3	3	21,870	———	———	———	———	———	———	3	44
20 to 29 cows	13	13	304	297	168,165	140,141	13	13	144,952	1	1,200	2	1,495	3	1,719	12	333
30 to 49 cows	14	3	488	124	282,385	63,350	14	14	259,905	3	1,315	2	570	3	870	14	530
50 to 74 cows	6	3	367	178	204,650	109,725	6	6	195,275	———	———	———	———	1	100	6	373
75 cows and over	3	4	462	372	327,680	155,720	3	3	310,750	1	4,000	1	1,380	1	1,680	3	522
Osceola																	
Total	176	153	444	518	219,797	180,241	25	13	92,259	3	724	13	5,829	103	15,347	157	545
None	xxx	xxx	xxx	xxx	xxx	xxx	xxx	xxx	xxx	xxx	xxx	xxx	xxx	xxx	xxx	9	35
1 cow	116	126	116	164	55,726	51,596	6	———	———	———	———	6	548	59	5,284	92	121
2 cows	33		66		27,990		5	3	1,425	———	———	3	502	24	3,475	29	93
3 cows	12		36		11,195		1	———	———	———	———	1	180	9	996	12	44
4 cows	4	15	16	58	10,478	17,245	3	———	———	———	———	3	654	4	1,237	4	23
5 to 9 cows	5		15		7,100		2	2	1,565	———	———	2	925	2	1,020	3	9
10 to 14 cows	1	5	12	72	5,375	19,945	1	1	3,584	———	———	———	———	———	———	1	12
15 to 19 cows	2		35		15,278		2	2	11,700	———	———	1	1,500	1	1,500	2	40
20 to 29 cows	2	5	46	119	32,980	53,380	2	2	31,585	1	400	———	———	2	315	2	46
30 to 49 cows	3	1	102	40	53,675	18,000	3	3	42,600	2	324	2	1,520	2	1,520	3	122
50 to 74 cows	———	1	———	65	———	20,075	———	———	———	———	———	———	———	———	———	———	———
Palm Beach																	
Total	173	103	2,902	1,567	1,560,276	832,389	75	65	1,395,563	———	———	21	9,283	73	14,900	177	3,084
None	xxx	xxx	xxx	xxx	xxx	xxx	xxx	xxx	xxx	xxx	xxx	xxx	xxx	xxx	xxx	7	41
1 cow	93	62	93	75	49,076	36,860	22	20	4,884	———	———	5	550	42	3,961	90	114
2 cows	27		54		27,375		9	6	3,670	———	———	6	959	15	1,836	27	55
3 cows	9		27		13,295		4	2	3,070	———	———	3	345	8	989	9	31
4 cows	3	5	12	26	4,970	14,155	2	1	3,000	———	———	1	500	1	550	3	13
5 to 9 cows	7		44		16,290		4	3	4,400	———	———	4	305	5	740	7	58
10 to 14 cows	2	8	20	113	10,300	47,245	2	2	10,050	———	———	———	———	———	———	2	20
15 to 19 cows	1		18		7,880		1	1	7,680	———	———	———	———	———	———	1	16
20 to 29 cows	4	8	84	177	38,614	98,000	4	4	33,700	———	———	———	———	———	———	4	90
30 to 49 cows	8	9	293	316	198,675	161,050	8	7	147,675	———	———	2	6,624	2	6,824	8	330
50 to 74 cows	4	6	263	363	148,165	184,100	4	4	147,365	———	———	———	———	———	———	4	259
75 to 99 cows	5	3	448	256	229,060	149,979	5	5	228,260	———	———	———	———	———	———	5	493
100 cows and over	10	2	1,548	261	816,576	143,000	10	10	801,809	———	———	———	———	———	———	10	1,564
Pasco																	
Total	419	285	851	639	353,142	254,796	49	22	87,490	5	696	37	6,941	263	31,737	409	1,052
None	xxx	xxx	xxx	xxx	xxx	xxx	xxx	xxx	xxx	xxx	xxx	xxx	xxx	xxx	xxx	40	76
1 cow	267	248	267	311	120,085	114,310	16	5	1,055	1	100	11	930	150	13,471	235	311
2 cows	102		204		73,402		16	4	441	1	22	14	945	80	9,781	90	203
3 cows	28		84		22,077		4	2	1,550	1	19	3	191	16	1,893	23	76
4 cows	8	22	32	92	7,055	27,437	2	1	840	———	———	2	65	6	700	7	28
5 to 9 cows	5		35		16,927		2	1	25	1	520	1	25	3	678	5	39
10 to 14 cows	4	12	48	141	25,095	48,799	4	4	17,780	———	———	2	800	3	1,040	4	44
15 to 19 cows	———		———		———		———	———	———	———	———	———	———	———	———	———	———
20 cows and over	5	3	181	95	88,503	44,250	5	5	65,799	1	35	4	3,985	5	4,174	5	275
Pinellas																	
Total	198	184	2,885	1,645	1,592,093	912,845	74	64	1,415,379	6	3,023	27	8,882	138	22,719	187	2,834
None	xxx	xxx	xxx	xxx	xxx	xxx	xxx	xxx	xxx	xxx	xxx	xxx	xxx	xxx	xxx	13	21
1 cow	100	117	100	159	50,685	67,021	10	6	790	———	———	7	449	80	8,341	81	93
2 cows	28		56		21,899		3	1	32	———	———	2	134	24	2,374	24	55
3 cows	10		30		14,230		3	1	160	1	480	3	1,192	10	2,154	9	32
4 cows	———	22	———	121	———	45,749	———	———	———	———	———	———	———	———	———	———	———
5 to 9 cows	7		50		26,497		5	3	8,050	1	98	4	1,034	6	1,444	7	64
10 to 14 cows	5	13	57	166	29,225	96,014	5	5	28,950	———	———	———	———	2	156	5	86
15 to 19 cows	4		67		37,225		4	4	32,175	1	365	2	375	2	730	4	73
20 to 29 cows	8	11	190	246	109,475	112,243	8	8	86,077	1	1,500	5	1,580	5	1,886	8	195
30 to 49 cows	18	12	671	421	373,100	251,598	18	18	341,096	2	580	3	1,928	5	2,630	18	710
50 to 74 cows	9	8	482	467	278,647	262,160	9	9	274,567	———	———	———	———	2	670	9	493
75 to 99 cows	1	1	88	85	36,500	78,260	1	1	36,500	———	———	———	———	———	———	1	2
100 to 199 cows	8	———	1,094	———	614,812	———	8	8	606,982	———	———	1	2,190	2	2,334	8	1,012

TABLE 19.—COWS MILKED AND MILK PRODUCED, 1939 AND 1929; DAIRY PRODUCTS SOLD AND BUTTER CHURNED, 1939; AND COWS KEPT FOR MILK APR. 1, 1940; BY NUMBER OF COWS MILKED, BY COUNTIES—Continued

(For explanation and definitions, see text)

STATE OR COUNTY AND NUMBER OF COWS MILKED	COWS MILKED				MILK PRODUCED (GALLONS)		DAIRY PRODUCTS SOLD, 1939							BUTTER CHURNED ON FARMS, 1939		COWS KEPT MAINLY FOR MILK PRODUCTION, APR. 1, 1940	
	Farms reporting		Number					Whole milk sold		Cream sold		Butter sold					
	1939	1929	1939	1929	1939	1929	Farms reporting	Farms reporting	Gallons	Farms reporting	Pounds of butterfat	Farms reporting	Pounds	Farms reporting	Pounds	Farms reporting	Number
FLORIDA—Contd.																	
Polk																	
Total	1,072	653	2,878	2,207	1,315,430	999,333	170	104	702,308	14	8,147	106	17,271	745	93,974	1,050	3,435
None	xxx	xxx	xxx	xxx	xxx	xxx	xxx	xxx	xxx	xxx	xxx	xxx	xxx	xxx	xxx	62	149
1 cow	777	562	777	681	339,378	278,360	67	25	5,544	2	280	47	3,328	519	50,498	710	891
2 cows	200		400		142,582		46	26	7,873	———	———	31	2,194	160	21,403	187	406
3 cows	32		96		31,058		11	7	3,064	———	———	7	1,309	29	5,186	30	118
4 cows	12	55	48	238	16,930	76,293	2	2	3,500	———	———	1	150	8	1,588	11	49
5 to 9 cows	12		70		24,817		5	5	9,900	———	———	———	———	7	1,669	12	90
10 to 14 cows	4	11	42	159	23,535	97,290	4	4	18,910	———	———	1	650	2	782	4	52
15 to 19 cows	5		87		45,198		5	5	41,698	2	976	3	1,020	3	1,140	4	80
20 to 29 cows	8	6	180	136	101,307	75,475	8	8	90,632	3	650	5	800	6	1,640	8	235
30 to 49 cows	11	12	412	418	210,500	208,515	11	11	169,907	4	1,016	6	3,120	6	4,680	11	456
50 to 74 cows	7	4	395	235	204,875	124,450	7	7	191,300	1	1,095	3	3,440	3	4,130	7	462
75 cows and over	4	3	371	340	175,250	138,950	4	4	159,980	2	4,130	2	1,260	2	1,260	4	447
Putnam																	
Total	262	252	655	624	279,465	278,382	46	32	146,682	5	2,960	28	3,885	170	17,850	270	705
None	xxx	xxx	xxx	xxx	xxx	xxx	xxx	xxx	xxx	xxx	xxx	xxx	xxx	xxx	xxx	28	35
1 cow	166	198	166	251	65,174	113,121	17	9	1,103	———	———	11	373	110	7,869	154	182
2 cows	63		126		37,969		11	8	3,685	1	20	6	514	37	4,652	61	155
3 cows	12		36		5,862		3	3	145	———	———	———	———	6	341	11	39
4 cows	7	44	28	179	7,950	57,581	2	1	1,264	———	———	2	656	6	1,446	5	20
5 to 9 cows	5		28		9,650		5	3	4,040	1	150	4	728	5	1,284	5	31
10 to 14 cows	2		21		6,720		1	1	4,420	———	———	———	———	1	100	1	11
15 to 19 cows	2	5	30	61	12,540	27,425	2	2	10,985	1	270	2	164	2	328	1	20
20 to 29 cows	2	3	45	67	28,100	41,975	2	2	21,235	1	2,000	1	150	1	250	1	25
30 cows and over	3	2	175	66	105,500	38,280	3	3	99,805	1	520	2	1,300	2	1,600	3	187
St. Johns																	
Total	149	134	694	523	333,327	216,396	24	23	239,103	4	3,047	9	1,290	84	7,398	140	746
None	xxx	xxx	xxx	xxx	xxx	xxx	xxx	xxx	xxx	xxx	xxx	xxx	xxx	xxx	xxx	6	14
1 cow	76	109	76	144	31,003	56,403	3	3	360	———	———	———	———	37	2,350	66	76
2 cows	45		90		30,686		4	4	1,225	———	———	1	15	31	2,293	43	84
3 cows	10		30		11,169		2	2	1,800	———	———	2	362	4	815	8	20
4 cows	6	19	24	77	7,244	14,043	3	3	2,650	———	———	1	20	5	402	5	17
5 to 9 cows	3		19		6,850		3	3	2,100	———	———	1	40	3	252	3	21
10 to 14 cows	———	1	———	10	———	7,300	———	———	———	———	———	———	———	———	———	———	———
15 to 19 cows	2		35		19,045		2	1	10,000	2	1,700	2	553	2	628	2	32
20 to 29 cows	———	2	———	54	———	24,450	———	———	———	———	———	———	———	———	———	———	———
30 to 49 cows	2	1	70	32	31,855	18,250	2	2	29,560	1	800	1	200	1	260	2	79
50 cows and over	5	2	350	206	195,675	95,950	5	5	191,408	1	547	1	100	1	400	5	403
St. Lucie																	
Total	67	35	317	237	149,358	98,085	21	19	113,516	3	890	7	495	34	3,327	60	370
None	xxx	xxx	xxx	xxx	xxx	xxx	xxx	xxx	xxx	xxx	xxx	xxx	xxx	xxx	xxx	1	1
1 cow	41	24	41	31	15,855	15,660	6	6	545	———	———	1	20	24	2,118	35	40
2 cows	15		30		12,309		7	5	1,844	———	———	4	285	5	425	14	27
3 cows	3		9		2,262		———	———	———	———	———	———	———	2	154	2	6
4 cows	2	5	8	22	5,997	8,800	2	2	2,532	1	220	1	110	1	400	2	7
5 to 9 cows	———		———		———		———	———	———	———	———	———	———	———	———	———	———
10 to 14 cows	———	2	———	30	———	13,000	———	———	———	———	———	———	———	———	———	———	———
15 to 19 cows	———		———		———		———	———	———	———	———	———	———	———	———	———	———
20 to 29 cows	3	1	69	23	28,575	9,125	3	3	28,075	1	150	1	80	1	130	3	94
30 cows and over	3	3	160	131	84,360	51,500	3	3	80,520	1	520	———	———	1	100	3	195
Santa Rosa																	
Total	899	690	1,764	1,512	428,555	399,525	87	19	23,766	18	5,931	67	7,994	789	88,438	899	2,008
None	xxx	xxx	xxx	xxx	xxx	xxx	xxx	xxx	xxx	xxx	xxx	xxx	xxx	xxx	xxx	67	134
1 cow	403	523	403	719	120,970	208,479	23	8	679	———	———	18	1,301	358	27,500	365	479
2 cows	327		654		151,024		29	4	405	6	702	24	1,613	292	32,089	304	655
3 cows	98		294		61,437		14	3	440	2	450	12	2,100	91	15,028	95	290
4 cows	40	156	160	628	29,639	137,091	10	1	442	4	551	6	735	39	7,013	40	144
5 to 9 cows	25		154		25,685		5	1	1,800	3	1,128	2	320	23	4,178	24	126
10 to 14 cows	3	11	34	165	10,300	53,955	3	1	5,000	2	600	3	725	3	950	3	79
15 cows and over	3		65		29,500		3	1	15,000	1	2,500	2	1,200	3	1,700	3	101
Sarasota																	
Total	52	69	349	244	160,830	107,054	14	13	107,122	6	2,305	4	1,015	24	2,264	54	392
None	xxx	xxx	xxx	xxx	xxx	xxx	xxx	xxx	xxx	xxx	xxx	xxx	xxx	xxx	xxx	8	12
1 cow	21	53	21	61	11,210	27,136	———	———	———	———	———	———	———	9	252	19	22
2 cows	11		22		9,458		2	2	580	———	———	———	———	6	682	7	26
3 cows	3		9		3,700		1	———	———	1	500	———	———	2	105	3	12
4 cows	3	8	12	32	3,000	5,648	———	———	———	———	———	———	———	———	———	3	17
5 to 9 cows	4		23		7,960		1	1	3,500	———	———	———	———	3	65	4	42
10 to 14 cows	4	5	47	71	24,997	36,040	4	4	22,747	2	325	1	40	1	60	4	49
15 to 19 cows	1		18		9,000		1	1	9,000	———	———	———	———	———	———	1	18
20 to 29 cows	2	2	54	50	19,925	23,630	2	2	11,465	1	180	2	925	2	1,050	2	50
30 cows and over	3	1	143	30	71,580	14,600	3	3	59,830	2	1,300	1	50	1	50	3	144

TABLE 19.—COWS MILKED AND MILK PRODUCED, 1939 AND 1929; DAIRY PRODUCTS SOLD AND BUTTER CHURNED, 1939; AND COWS KEPT FOR MILK APR. 1, 1940; BY NUMBER OF COWS MILKED, BY COUNTIES—Continued

(For explanation and definitions, see text)

STATE OR COUNTY AND NUMBER OF COWS MILKED	COWS MILKED				MILK PRODUCED (GALLONS)		DAIRY PRODUCTS SOLD, 1939							BUTTER CHURNED ON FARMS, 1939		COWS KEPT MAINLY FOR MILK PRODUCTION, APR. 1, 1940	
	Farms reporting		Number					Whole milk sold		Cream sold		Butter sold					
	1939	1929	1939	1929	1939	1929	Farms reporting	Farms reporting	Gallons	Farms reporting	Pounds of butterfat	Farms reporting	Pounds	Farms reporting	Pounds	Farms reporting	Number
FLORIDA—Contd.																	
Seminole																	
Total	176	126	447	399	250,907	220,417	46	30	113,863	4	3,490	32	5,548	142	21,947	156	476
None	xxx	xxx	xxx	xxx	xxx	xxx	xxx	xxx	xxx	xxx	xxx	xxx	xxx	xxx	xxx	5	6
1 cow	115	102	115	128	68,617	83,673	17	8	1,458	———	———	13	584	91	9,887	95	113
2 cows	38		76		32,341		8	4	1,168	———	———	5	410	32	5,043	35	66
3 cows	7		21		10,815		6	4	3,205	———	———	4	556	7	1,497	7	28
4 cows	4	18	16	81	6,332	34,324	4	3	2,332	———	———	4	1,103	4	1,293	3	12
5 to 9 cows	3		18		6,727		2	2	1,500	———	———	2	450	2	625	3	12
10 to 14 cows	3	3	34	45	16,125	26,920	3	3	12,600	1	10	2	725	2	930	2	26
15 to 19 cows	1		17		8,300		1	1	7,300	———	———	1	260	1	312	1	22
20 to 29 cows	2	1	45	20	28,600	7,300	2	2	21,300	1	700	1	1,460	1	1,800	2	58
30 to 49 cows	3	———	105	———	73,050	———	3	3	63,000	2	2,780	———	———	2	560	3	135
50 to 74 cows	———	2	———	125	———	68,200	———	———	———	———	———	———	———	———	———	———	———
Sumter																	
Total	420	348	716	652	245,629	236,176	55	21	22,268	2	470	44	3,912	308	31,352	416	948
None	xxx	xxx	xxx	xxx	xxx	xxx	xxx	xxx	xxx	xxx	xxx	xxx	xxx	xxx	xxx	26	134
1 cow	247	293	247	368	89,379	148,346	19	7	320	———	———	15	952	170	11,670	226	280
2 cows	126		252		74,725		17	6	680	———	———	15	1,182	96	12,177	118	308
3 cows	23		69		18,245		6	1	4	———	———	5	511	21	3,354	22	70
4 cows	15	49	60	191	15,830	43,570	7	2	800	———	———	6	665	14	2,631	15	50
5 to 9 cows	6		37		16,400		3	3	9,564	———	———	———	———	4	305	6	43
10 cows and over	3	6	51	93	31,050	44,260	3	2	10,900	2	470	3	622	3	1,215	3	63
Suwannee																	
Total	955	774	2,398	2,274	435,520	487,292	86	23	48,879	1	1,000	67	5,570	382	29,261	1,096	3,240
None	xxx	xxx	xxx	xxx	xxx	xxx	xxx	xxx	xxx	xxx	xxx	xxx	xxx	xxx	xxx	198	589
1 cow	319	485	319	725	79,712	170,877	15	3	248	———	———	12	617	103	5,457	301	461
2 cows	320		640		117,791		18	4	247	———	———	14	840	126	7,525	300	764
3 cows	149		447		73,183		21	4	910	———	———	18	1,346	76	6,318	142	488
4 cows	68	264	272	1,129	37,157	179,722	8	2	250	———	———	7	483	29	3,094	62	266
5 to 9 cows	86		513		55,581		16	3	3,700	———	———	14	1,334	41	5,177	82	479
10 to 14 cows	8	21	81	263	9,571	57,043	3	2	3,224	———	———	1	150	5	425	6	59
15 to 19 cows	2		33		9,975		2	2	4,050	———	———	———	———	———	———	2	33
20 cows and over	3	4	93	157	52,550	79,650	3	3	36,250	1	1,000	1	800	2	1,265	3	101
Taylor																	
Total	277	208	739	631	186,287	113,161	12	5	78,256	———	———	8	440	189	12,219	255	585
None	xxx	xxx	xxx	xxx	xxx	xxx	xxx	xxx	xxx	xxx	xxx	xxx	xxx	xxx	xxx	23	28
1 cow	150	140	150	192	43,207	40,695	4	———	———	———	———	4	98	102	4,607	137	146
2 cows	65		130		28,422		3	1	156	———	———	3	192	47	3,476	56	107
3 cows	15		45		8,660		———	———	———	———	———	———	———	9	677	13	32
4 cows	13	66	52	290	6,610	28,466	1	———	———	———	———	1	150	9	825	10	41
5 to 9 cows	24		145		8,150		———	———	———	———	———	———	———	15	816	12	59
10 to 14 cows	7	2	77	149	6,608	44,000	2	2	3,100	———	———	———	———	5	478	2	15
15 cows and over	3		140		84,650		2	2	75,000	———	———	———	———	2	1,340	2	157
Union																	
Total	300	280	698	934	144,263	180,485	10	7	59,455	3	686	2	130	78	4,108	288	773
None	xxx	xxx	xxx	xxx	xxx	xxx	xxx	xxx	xxx	xxx	xxx	xxx	xxx	xxx	xxx	15	28
1 cow	135	171	135	248	26,954	59,208	5	5	853	———	———	1	30	30	1,578	119	152
2 cows	92		184		28,031		1	1	400	———	———	———	———	25	1,150	89	218
3 cows	44		132		18,865		1	———	———	1	400	———	———	12	629	42	142
4 cows	16	109	64	686	8,121	121,277	1	———	———	1	20	1	100	7	659	14	75
5 cows and over	13		183		64,292		2	1	58,202	1	266	———	———	4	92	9	158
Volusia																	
Total	333	215	1,580	884	944,560	426,908	87	65	679,902	10	5,879	40	4,822	219	24,845	325	1,759
None	xxx	xxx	xxx	xxx	xxx	xxx	xxx	xxx	xxx	xxx	xxx	xxx	xxx	xxx	xxx	22	46
1 cow	233	166	233	206	122,112	93,003	32	18	3,032	1	80	23	1,866	157	14,345	208	251
2 cows	46		92		59,918		9	4	1,105	1	104	4	330	33	4,215	42	103
3 cows	9		27		11,439		3	2	1,088	1	30	2	190	6	790	9	30
4 cows	5	27	20	119	8,760	53,685	4	3	2,825	———	———	3	304	4	769	5	17
5 to 9 cows	6		40		22,910		5	4	10,515	———	———	1	152	5	1,268	6	46
10 to 14 cows	7	8	83	113	55,185	60,375	7	7	42,850	1	15	3	280	5	454	6	93
15 to 19 cows	4		64		39,850		4	4	36,550	———	———	———	———	2	504	4	84
20 to 29 cows	5	7	116	182	57,195	86,165	5	5	54,242	1	180	———	———	1	100	5	127
30 to 49 cows	12	6	463	214	310,331	97,180	12	12	277,125	3	1,970	2	300	4	900	12	478
50 to 74 cows	3	1	176	50	115,880	36,500	3	3	112,570	———	———	———	———	———	———	3	198
75 to 99 cows	3	———	266	———	160,980	———	3	3	138,000	2	3,500	2	1,400	2	1,500	3	286
Wakulla																	
Total	109	158	194	451	54,147	64,423	58	55	30,069	———	———	8	680	30	3,057	100	215
None	xxx	xxx	xxx	xxx	xxx	xxx	xxx	xxx	xxx	xxx	xxx	xxx	xxx	xxx	xxx	21	52
1 cow	65	97	65	147	26,697	26,372	56	35	15,784	———	———	3	298	12	964	48	67
2 cows	31		62		17,855		21	19	11,285	———	———	5	382	11	1,412	26	53
3 cows	4		12		1,780		———	———	———	———	———	———	———	3	335	1	3
4 cows	3	54	12	221	1,485	27,401	———	———	———	———	———	———	———	3	286	———	———
5 to 9 cows	6		43		6,350		1	1	3,000	———	———	———	———	1	60	4	40
10 to 14 cows	———	7	———	83	———	10,650	———	———	———	———	———	———	———	———	———	———	———
15 to 19 cows	———		———		———		———	———	———	———	———	———	———	———	———	———	———

TABLE 19.—COWS MILKED AND MILK PRODUCED, 1939 AND 1929; DAIRY PRODUCTS SOLD AND BUTTER CHURNED, 1939; AND COWS KEPT FOR MILK APR. 1, 1940; BY NUMBER OF COWS MILKED, BY COUNTIES—Continued

(For explanation and definitions, see text)

STATE OR COUNTY AND NUMBER OF COWS MILKED	COWS MILKED				MILK PRODUCED (GALLONS)		DAIRY PRODUCTS SOLD, 1939							BUTTER CHURNED ON FARMS, 1939		COWS KEPT MAINLY FOR MILK PRODUCTION, APR. 1, 1940	
	Farms reporting		Number					Whole milk sold		Cream sold		Butter sold					
	1939	1929	1939	1929	1939	1929	Farms reporting	Farms reporting	Gallons	Farms reporting	Pounds of butterfat	Farms reporting	Pounds	Farms reporting	Pounds	Farms reporting	Number
FLORIDA—Contd.																	
Walton																	
Total	700	630	1,400	1,319	322,054	332,238	48	22	59,073	7	2,057	34	5,904	462	48,778	765	1,654
None	xxx	xxx	xxx	xxx	xxx	xxx	xxx	xxx	xxx	xxx	xxx	xxx	xxx	xxx	xxx	104	167
1 cow	329	499	329	710	77,684	192,803	7	4	322	———	———	7	180	188	12,140	303	411
2 cows	237		474		86,426		17	5	335	2	105	14	1,659	175	18,761	231	506
3 cows	76		228		38,857		9	3	615	2	412	5	655	55	7,155	69	211
4 cows	31	123	124	467	17,411	75,470	2	1	1,040	———	———	1	125	26	3,546	31	126
5 to 9 cows	21		126		28,340		7	3	2,725	2	1,340	4	1,085	15	3,516	21	104
10 to 14 cows	1		10		3,500		1	1	1,000	———	———	1	400	1	400	1	12
15 cows and over	5	8	109	142	69,836	63,965	5	5	53,036	1	200	2	1,800	2	3,260	5	117
Washington																	
Total	880	776	1,596	1,578	366,228	345,767	81	22	31,755	16	4,648	57	6,398	577	40,940	882	1,975
None	xxx	xxx	xxx	xxx	xxx	xxx	xxx	xxx	xxx	xxx	xxx	xxx	xxx	xxx	xxx	65	105
1 cow	461	600	461	859	124,020	226,826	20	4	375	3	348	16	858	280	14,812	417	613
2 cows	275		550		109,097		25	10	1,540	1	240	16	891	191	12,820	261	598
3 cows	89		267		44,822		16	1	83	5	1,266	12	1,347	69	6,681	87	289
4 cows	27	170	108	627	17,397	92,006	5	———	———	———	———	5	821	18	2,536	25	128
5 to 9 cows	24		147		37,022		11	3	1,397	6	2,744	6	1,641	17	3,215	23	157
10 cows and over	4	6	63	92	33,870	26,935	4	4	28,360	1	50	2	840	2	876	4	85
GEORGIA																	
Total	158,226	154,964	304,979	299,294	117,837,837	113,639,532	36,784	6,294	22,705,934	4,586	1,295,302	30,438	4,832,737	141,847	25,728,689	159,144	337,723
None	xxx	xxx	xxx	xxx	xxx	xxx	xxx	xxx	xxx	xxx	xxx	xxx	xxx	xxx	xxx	6,960	11,211
1 cow	93,323	133,717	93,323	171,412	40,488,195	66,928,768	15,823	1,540	193,481	848	72,721	14,561	1,249,698	83,811	11,877,335	88,883	105,528
2 cows	43,769		87,538		29,803,074		11,615	1,507	296,179	1,405	186,912	9,933	1,284,947	39,751	8,199,242	42,626	91,551
3 cows	10,639		31,917		9,074,580		3,492	560	190,070	795	145,883	2,648	459,829	9,492	2,145,000	10,386	33,091
4 cows	4,477	18,632	17,908	76,256	4,734,917	23,007,576	1,738	358	204,754	487	125,052	1,227	275,562	3,967	1,011,542	4,373	18,097
5 to 9 cows	4,018		24,207		6,925,001		2,172	739	1,182,280	649	273,638	1,301	513,691	3,501	1,189,781	3,939	24,543
10 to 14 cows	733	1,733	8,258	22,141	3,530,059	9,062,824	685	439	1,754,214	168	140,107	305	259,628	548	367,714	723	8,538
15 to 19 cows	327		5,385		2,621,058		323	270	1,818,330	52	49,255	127	153,054	223	189,381	326	5,907
20 to 29 cows	388	473	8,914	10,742	4,654,615	5,151,949	384	349	3,521,641	68	69,969	134	195,242	242	245,059	384	9,574
30 to 49 cows	358	285	12,855	10,019	6,930,016	5,092,526	358	342	5,461,218	66	106,547	141	290,118	226	334,888	351	13,749
50 to 74 cows	121	90	6,892	5,186	4,073,338	2,700,308	121	118	3,524,859	31	76,604	39	81,161	52	90,065	121	7,778
75 to 99 cows	38	17	3,110	1,401	2,007,545	706,174	38	37	1,724,789	12	40,425	13	47,957	21	52,188	38	3,271
100 to 199 cows	32	16	3,948	1,937	2,416,829	864,407	32	32	2,262,344	5	8,189	7	16,600	11	20,639	32	4,352
200 cows and over	3	1	724	200	578,610	125,000	3	3	571,775	———	———	2	5,250	2	5,855	2	533
Appling																	
Total	1,004	756	2,070	1,861	472,826	381,596	99	34	77,902	7	1,510	68	7,018	596	48,927	964	2,056
None	xxx	xxx	xxx	xxx	xxx	xxx	xxx	xxx	xxx	xxx	xxx	xxx	xxx	xxx	xxx	45	67
1 cow	447	532	447	759	121,633	188,939	18	5	565	1	50	12	615	233	13,223	395	484
2 cows	326		652		134,289		31	12	1,200	2	360	20	2,062	198	16,852	307	636
3 cows	136		408		68,777		22	5	512	———	———	18	1,351	92	8,131	128	396
4 cows	52	206	208	846	38,074	149,587	14	6	3,670	1	25	9	1,165	38	4,763	48	169
5 to 9 cows	39		226		32,553		10	3	1,930	2	75	7	785	33	4,768	37	194
10 to 14 cows	1	18	12	256	1,800	43,070	1	———	———	———	———	1	100	1	150	1	12
15 cows and over	3		117		75,700		3	3	70,025	1	1,000	1	940	1	1,040	3	98
Atkinson																	
Total	351	348	688	797	137,788	120,928	28	7	3,490	3	610	24	1,679	209	13,332	367	1,346
None	xxx	xxx	xxx	xxx	xxx	xxx	xxx	xxx	xxx	xxx	xxx	xxx	xxx	xxx	xxx	32	94
1 cow	168	242	168	330	42,238	63,245	6	2	410	———	———	4	275	80	4,000	160	268
2 cows	101		202		40,233		10	2	600	———	———	10	567	62	4,285	94	468
3 cows	41		123		21,220		1	1	270	———	———	———	———	31	2,031	40	135
4 cows	26	106	104	467	16,822	57,683	8	1	20	3	610	7	475	23	1,997	26	234
5 cows and over	15		91		17,275		3	1	2,190	———	———	3	362	13	1,019	15	147
Bacon																	
Total	613	504	1,009	1,305	281,844	217,900	46	6	3,300	2	1,800	40	5,999	291	30,143	582	996
None	xxx	xxx	xxx	xxx	xxx	xxx	xxx	xxx	xxx	xxx	xxx	xxx	xxx	xxx	xxx	41	58
1 cow	353	331	353	482	129,483	97,602	15	4	290	———	———	13	1,464	153	13,453	300	339
2 cows	183		366		93,506		16	1	90	———	———	15	2,606	96	11,602	171	365
3 cows	44		132		26,060		6	———	———	———	———	6	669	24	2,435	39	104
4 cows	19	173	76	823	15,890	120,298	3	———	———	———	———	3	1,000	12	1,853	17	80
5 cows and over	14		82		16,905		6	1	2,920	2	1,800	3	260	6	800	14	70
Baker																	
Total	599	588	1,172	1,129	249,826	222,262	23	5	605	———	———	22	1,638	550	50,976	600	1,417
None	xxx	xxx	xxx	xxx	xxx	xxx	xxx	xxx	xxx	xxx	xxx	xxx	xxx	xxx	xxx	26	38
1 cow	280	459	280	611	74,410	135,947	1	1	100	———	———	1	50	255	15,237	269	342
2 cows	188		376		84,616		8	1	150	———	———	8	370	175	17,778	180	423
3 cows	76		228		44,195		4	———	———	———	———	4	418	69	8,841	74	293
4 cows	26	129	104	518	16,490	86,315	4	2	255	———	———	3	300	24	2,750	24	86
5 cows and over	29		184		30,115		6	1	100	———	———	6	500	27	6,370	27	235

TABLE 19.—COWS MILKED AND MILK PRODUCED, 1939 AND 1929; DAIRY PRODUCTS SOLD AND BUTTER CHURNED, 1939; AND COWS KEPT FOR MILK APR. 1, 1940; BY NUMBER OF COWS MILKED, BY COUNTIES—Continued

(For explanation and definitions, see text)

STATE OR COUNTY AND NUMBER OF COWS MILKED	COWS MILKED				MILK PRODUCED (GALLONS)		DAIRY PRODUCTS SOLD, 1939						BUTTER CHURNED ON FARMS, 1939		COWS KEPT MAINLY FOR MILK PRODUCTION, APR. 1, 1940	
	Farms reporting		Number					Whole milk sold		Cream sold		Butter sold				
	1939	1929	1939	1929	1939	1929	Farms reporting	Farms reporting	Gallons	Farms reporting	Pounds of butterfat	Farms reporting	Pounds	Farms reporting	Pounds	Farms reporting	Number
GEORGIA—Contd.																	
Baldwin																	
Total	529	621	2,426	2,074	1,094,012	754,845	180	47	578,765	37	23,609	123	57,012	457	119,236	582	3,136
None	xxx	xxx	xxx	xxx	xxx	xxx	xxx	xxx	xxx	xxx	xxx	xxx	xxx	xxx	xxx	72	184
1 cow	211	437	211	595	75,929	169,569	13	—	—	—	—	13	1,167	185	21,117	198	291
2 cows	142		284		95,912		38	5	3,491	5	540	31	3,119	127	24,138	137	379
3 cows	60		180		49,549		32	3	217	9	1,310	21	3,931	54	11,756	60	196
4 cows	35	143	140	614	37,828	197,277	23	2	1,175	6	1,241	17	3,180	32	8,362	34	161
5 to 9 cows	38		243		70,852		31	4	5,225	6	4,809	22	10,440	34	16,297	38	281
10 to 14 cows	8	27	90	326	44,580	126,370	8	4	17,725	3	1,860	6	4,260	5	4,322	8	106
15 to 19 cows	10		169		66,292		10	7	30,527	3	3,680	2	4,860	5	5,435	10	208
20 to 29 cows	8	4	186	96	93,325	49,100	8	7	70,675	2	849	4	4,975	5	5,640	8	251
30 to 49 cows	8	7	305	237	196,821	117,800	8	7	147,078	2	3,820	4	6,880	5	7,540	8	424
50 to 74 cows	6	2	358	105	204,418	60,933	6	6	187,718	—	—	1	5,500	3	5,629	6	347
75 cows and over	3	1	260	101	158,726	23,796	3	2	114,926	1	5,500	2	8,700	2	9,000	3	308
Banks																	
Total	1,212	1,320	1,697	1,931	745,752	756,579	261	19	30,478	27	7,943	228	18,123	1,187	206,849	1,212	1,877
None	xxx	xxx	xxx	xxx	xxx	xxx	xxx	xxx	xxx	xxx	xxx	xxx	xxx	xxx	xxx	18	21
1 cow	843	1,233	843	1,567	394,562	637,043	124	7	330	8	370	114	6,647	828	118,588	830	986
2 cows	320		640		255,162		109	8	533	7	1,776	98	9,221	313	74,637	315	651
3 cows	38		114		38,949		17	1	15	5	1,115	13	1,725	37	11,150	38	128
4 cows	2	87	8	364	4,200	119,536	2	—	—	1	700	1	200	2	620	2	8
5 cows and over	9		92		52,879		9	3	29,600	6	3,982	2	330	7	1,854	9	83
Barrow																	
Total	1,182	1,296	1,615	1,760	867,010	892,113	431	53	45,829	9	2,419	424	53,130	1,163	328,386	1,175	1,711
None	xxx	xxx	xxx	xxx	xxx	xxx	xxx	xxx	xxx	xxx	xxx	xxx	xxx	xxx	xxx	27	27
1 cow	865	1,252	865	1,509	490,984	778,901	248	17	1,735	1	55	247	19,267	852	199,278	837	915
2 cows	269		538		258,015		145	23	5,165	3	740	143	21,585	266	100,962	263	544
3 cows	32		96		51,832		22	2	390	5	1,624	18	5,081	29	16,599	32	99
4 cows	5	41	20	158	6,740	75,617	5	4	1,365	—	—	5	1,955	5	2,960	5	19
5 to 9 cows	6		38		25,615		6	3	10,800	—	—	6	3,140	6	5,715	6	39
10 cows and over	5	3	58	93	33,824	37,595	5	4	26,324	—	—	5	2,102	5	2,872	5	68
Bartow																	
Total	1,479	1,885	2,120	2,601	1,112,088	1,266,436	414	55	76,000	6	2,110	397	64,370	1,416	336,298	1,498	2,224
None	xxx	xxx	xxx	xxx	xxx	xxx	xxx	xxx	xxx	xxx	xxx	xxx	xxx	xxx	xxx	52	57
1 cow	1,058	1,796	1,058	2,169	586,042	1,066,041	198	22	3,051	—	—	195	17,998	1,018	189,985	1,034	1,116
2 cows	356		712		330,210		166	15	4,250	2	200	159	27,466	337	109,233	348	699
3 cows	54		102		51,017		26	4	1,510	—	—	25	8,708	33	16,852	33	92
4 cows	16	83	64	310	32,050	134,230	11	5	1,847	1	300	9	2,566	15	8,903	16	56
5 to 9 cows	11		68		36,242		9	5	18,900	1	50	7	3,202	11	6,895	11	86
10 to 14 cows	1	6	14	122	7,300	66,165	1	1	2,600	1	1,200	1	50	1	50	1	14
15 cows and over	3		102		69,227		3	3	44,062	1	360	1	4,580	1	4,380	3	104
Ben Hill																	
Total	594	584	1,383	1,381	475,966	554,386	116	20	96,320	50	18,727	59	10,394	514	63,753	594	1,414
None	xxx	xxx	xxx	xxx	xxx	xxx	xxx	xxx	xxx	xxx	xxx	xxx	xxx	xxx	xxx	49	80
1 cow	286	448	286	587	86,640	235,710	10	—	—	4	232	6	484	245	19,655	251	289
2 cows	171		342		103,626		30	—	—	12	1,530	19	2,076	155	21,414	163	330
3 cows	58		174		51,561		26	5	1,020	8	1,335	18	2,504	54	9,543	54	158
4 cows	33	113	132	502	38,950	213,448	20	3	1,000	13	2,047	8	2,164	29	5,915	32	120
5 to 9 cows	29		179		56,476		13	—	—	9	3,125	5	2,558	25	6,071	28	152
10 to 14 cows	10	22	115	266	46,033	92,628	10	6	29,000	3	2,676	3	608	5	1,055	10	120
15 to 19 cows	3		50		22,800		3	3	20,000	—	—	—	—	1	100	3	45
20 cows and over	4	1	105	26	69,880	12,600	4	3	45,300	1	7,782	—	—	—	—	4	120
Berrien																	
Total	1,197	961	2,565	2,535	536,479	418,770	116	24	15,044	6	695	94	8,775	704	65,377	1,189	2,892
None	xxx	xxx	xxx	xxx	xxx	xxx	xxx	xxx	xxx	xxx	xxx	xxx	xxx	xxx	xxx	102	202
1 cow	484	619	484	896	143,178	194,120	31	7	1,255	2	90	23	1,427	221	15,195	421	625
2 cows	419		838		193,433		28	7	720	1	30	22	1,289	266	22,471	387	881
3 cows	153		459		76,298		21	2	120	—	—	20	1,315	109	10,806	147	469
4 cows	66	323	264	1,388	39,947	192,135	12	2	700	1	90	9	1,228	44	4,947	64	246
5 to 9 cows	65		379		53,128		16	2	924	1	360	14	1,255	55	7,453	59	332
10 to 14 cows	6	19	66	251	11,570	32,515	6	3	4,025	—	—	4	1,066	6	1,875	5	56
15 cows and over	4		75		18,925		2	1	7,300	1	125	2	1,195	3	2,630	4	81
Bibb																	
Total	541	566	2,519	3,152	1,257,957	1,552,749	158	94	771,493	9	6,240	112	47,339	438	113,360	526	2,881
None	xxx	xxx	xxx	xxx	xxx	xxx	xxx	xxx	xxx	xxx	xxx	xxx	xxx	xxx	xxx	40	85
1 cow	289	397	289	544	137,266	203,608	26	7	1,017	—	—	25	2,289	235	28,778	249	303
2 cows	121		242		99,838		32	10	4,562	1	350	28	4,687	106	24,151	111	254
3 cows	31		93		38,454		12	5	3,073	1	200	9	1,751	27	7,403	29	102
4 cows	16	90	64	389	28,831	143,831	9	2	2,510	1	500	8	2,120	14	5,535	14	88
5 to 9 cows	22		145		63,922		17	9	23,400	2	600	12	4,876	19	9,286	21	160
10 to 14 cows	16	26	191	344	107,281	164,136	16	16	83,988	—	—	9	6,072	11	7,577	16	197
15 to 19 cows	7		111		65,064		7	6	39,890	—	—	6	5,156	6	6,600	7	120
20 to 29 cows	13	27	310	603	157,905	324,092	13	13	135,790	1	110	4	3,018	4	4,125	13	328
30 to 49 cows	20	17	714	602	362,346	371,507	20	20	287,865	3	4,480	10	15,370	15	17,905	20	827
50 cows and over	6	9	360	670	197,050	345,575	6	6	189,400	—	—	1	2,000	1	2,000	6	417

TABLE 19.—COWS MILKED AND MILK PRODUCED, 1939 AND 1929; DAIRY PRODUCTS SOLD AND BUTTER CHURNED, 1939; AND COWS KEPT FOR MILK APR. 1, 1940; BY NUMBER OF COWS MILKED, BY COUNTIES—Continued

(For explanation and definitions, see text)

STATE OR COUNTY AND NUMBER OF COWS MILKED	COWS MILKED				MILK PRODUCED (GALLONS)		DAIRY PRODUCTS SOLD, 1939							BUTTER CHURNED ON FARMS, 1939		COWS KEPT MAINLY FOR MILK PRODUCTION, APR. 1, 1940	
	Farms reporting		Number					Whole milk sold		Cream sold		Butter sold					
	1939	1929	1939	1929	1939	1929	Farms reporting	Farms reporting	Gallons	Farms reporting	Pounds of butterfat	Farms reporting	Pounds	Farms reporting	Pounds	Farms reporting	Number
GEORGIA—Contd.																	
Bleckley																	
Total	665	537	1,277	1,207	439,301	505,237	140	26	62,950	57	9,456	72	11,570	612	92,446	693	1,395
None	xxx	xxx	xxx	xxx	xxx		xxx	xxx	xxx	xxx	xxx	xxx	xxx	xxx	xxx	35	52
1 cow	358	426	358	544	127,083	201,850	29	—	—	11	522	18	1,705	329	31,985	353	419
2 cows	202		404		133,941		60	8	2,350	26	3,003	33	3,556	187	34,080	202	448
3 cows	60		180		59,257		22	9	4,195	9	2,061	8	1,784	57	12,922	59	211
4 cows	20	97	80	393	25,590	137,780	12	5	1,995	4	740	6	1,235	16	4,626	19	83
5 to 9 cows	21		128		54,275		13	5	1,430	7	3,130	6	2,090	19	7,013	21	129
10 to 14 cows	1	8	12	96	4,480	36,100	1	—	—	—	—	1	1,200	1	1,460	1	12
15 to 19 cows	—		—		—		—	—	—	—	—	—	—	—	—	—	—
20 to 29 cows	—	2	—	40	—	23,790	—	—	—	—	—	—	—	—	—	—	—
30 to 49 cows	3	4	115	134	56,675	105,737	3	3	53,000	—	—	—	—	3	400	3	41
Brantley																	
Total	548	472	1,181	1,364	177,926	157,725	10	7	1,285	—	—	3	252	285	12,651	559	1,680
None	xxx	xxx	xxx	xxx	xxx	xxx	xxx	xxx	xxx	xxx	xxx	xxx	xxx	xxx	xxx	26	80
1 cow	241	256	241	372	62,899	64,307	3	2	268	—	—	1	60	113	4,130	234	415
2 cows	163		326		55,998		4	3	865	—	—	1	182	85	4,806	159	454
3 cows	71		213		24,649		2	1	70	—	—	1	10	42	1,480	70	299
4 cows	33	207	132	891	12,775	84,868	1	1	82	—	—	—	—	18	1,000	33	166
5 to 9 cows	33		190		15,040		—	—	—	—	—	—	—	23	900	30	225
10 to 14 cows	7	9	79	101	6,565	8,550	—	—	—	—	—	—	—	4	315	7	41
15 to 19 cows	—		—		—		—	—	—	—	—	—	—	—	—	—	—
Brooks																	
Total	1,327	1,280	2,810	2,745	703,312	663,017	132	23	95,298	5	2,955	125	15,078	1,188	119,742	1,357	3,079
None	xxx	xxx	xxx	xxx	xxx	xxx	xxx	xxx	xxx	xxx	xxx	xxx	xxx	xxx	xxx	78	146
1 cow	577	973	577	1,373	156,122	348,624	17	4	748	—	—	16	1,203	483	30,305	546	680
2 cows	424		848		191,039		37	4	520	2	345	35	3,018	397	39,757	410	896
3 cows	173		519		102,343		32	3	752	1	15	31	3,633	161	21,685	172	512
4 cows	84	296	336	1,215	64,950	249,501	18	4	850	—	—	17	2,473	80	15,654	82	324
5 to 9 cows	61		341		70,958		20	3	2,553	—	—	20	3,063	60	11,473	61	335
10 to 14 cows	5	10	54	121	14,455	36,892	5	2	470	—	—	5	1,188	5	2,266	5	58
15 to 19 cows	—		—		—		—	—	—	—	—	—	—	—	—	—	—
20 to 29 cows	—	—	—	—	—	—	—	—	—	—	—	—	—	—	—	—	—
30 cows and over	3	1	136	36	103,445	28,000	3	3	89,425	2	2,595	1	500	2	602	3	128
Bryan																	
Total	196	331	394	810	66,706	121,608	17	10	6,762	—	—	10	659	103	7,028	208	500
None	xxx	xxx	xxx	xxx	xxx	xxx	xxx	xxx	xxx	xxx	xxx	xxx	xxx	xxx	xxx	21	95
1 cow	92	216	92	312	19,317	58,325	4	—	—	—	—	4	229	39	2,197	87	131
2 cows	59		118		19,262		6	6	1,027	—	—	2	130	33	2,506	58	125
3 cows	19		57		11,420		4	1	1,095	—	—	4	300	14	1,503	17	51
4 cows	16	113	64	476	8,045	61,663	1	1	1,000	—	—	—	—	12	340	15	52
5 to 9 cows	10		63		8,662		2	2	3,640	—	—	—	—	5	482	10	46
10 to 14 cows	—	2	—	22	—	1,620	—	—	—	—	—	—	—	—	—	—	—
15 to 19 cows	—		—		—		—	—	—	—	—	—	—	—	—	—	—
Bulloch																	
Total	2,032	1,704	4,404	3,094	822,848	749,162	227	26	79,274	18	2,853	195	15,713	1,729	130,292	2,030	5,068
None	xxx	xxx	xxx	xxx	xxx	xxx	xxx	xxx	xxx	xxx	xxx	xxx	xxx	xxx	xxx	115	158
1 cow	764	1,406	764	1,895	176,094	495,949	29	4	1,102	1	128	24	982	571	27,351	690	969
2 cows	733		1,466		274,496		80	6	1,536	4	270	73	5,055	669	48,469	705	1,627
3 cows	300		900		142,754		46	7	924	3	372	40	3,186	274	26,266	289	1,013
4 cows	134	290	536	1,102	77,017	217,043	34	3	2,075	6	663	28	2,202	121	13,492	131	501
5 to 9 cows	93		543		73,400		30	1	1,400	3	420	28	3,863	90	14,062	92	592
10 to 14 cows	5	8	55	97	16,887	36,170	5	2	10,437	1	1,000	2	425	3	627	5	69
15 to 19 cows	—		—		—		—	—	—	—	—	—	—	—	—	—	—
20 cows and over	3	—	140	—	82,200	—	3	3	61,800	—	—	—	—	1	25	3	139
Burke																	
Total	1,535	1,327	2,481	1,726	841,549	623,763	124	26	144,324	15	6,163	99	8,213	1,254	117,525	1,609	2,826
None	xxx	xxx	xxx	xxx	xxx	xxx	xxx	xxx	xxx	xxx	xxx	xxx	xxx	xxx	xxx	111	168
1 cow	1,098	1,291	1,098	1,464	336,810	484,775	47	3	930	4	295	41	1,552	863	56,923	1,064	1,242
2 cows	304		608		187,447		43	11	1,749	4	458	36	2,913	274	34,040	301	622
3 cows	65		195		60,001		12	1	25	1	45	11	925	59	11,181	65	200
4 cows	31	32	124	125	40,962	44,013	7	2	3,050	1	312	5	1,523	26	5,742	31	135
5 to 9 cows	32		204		56,437		11	5	11,480	3	1,568	6	1,300	31	8,639	32	222
10 to 14 cows	—	3	—	37	—	22,975	—	—	—	—	—	—	—	—	—	—	—
15 to 19 cows	—		—		—		—	—	—	—	—	—	—	—	—	—	—
20 to 29 cows	1	—	22	—	8,000	—	—	—	—	—	—	—	—	1	1,000	1	22
30 to 49 cows	—	—	—	—	—	—	—	—	—	—	—	—	—	—	—	—	—
50 cows and over	4	1	230	100	151,892	72,000	4	4	127,090	2	3,685	—	—	—	—	4	215
Butts																	
Total	674	663	1,034	1,182	382,976	420,862	189	11	15,453	1	500	182	26,492	648	132,335	673	1,172
None	xxx	xxx	xxx	xxx	xxx	xxx	xxx	xxx	xxx	xxx	xxx	xxx	xxx	xxx	xxx	29	39
1 cow	438	597	438	753	176,249	272,318	77	1	80	—	—	77	5,842	421	65,864	414	480
2 cows	198		396		132,785		89	7	1,206	—	—	86	9,257	190	46,528	192	430
3 cows	24		72		25,045		12	—	—	—	—	12	1,378	24	7,771	24	103
4 cows	4	55	16	231	3,180	83,099	4	—	—	1	500	3	315	4	880	4	18
5 to 9 cows	7		39		10,467		4	2	3,217	—	—	2	1,200	6	2,427	7	39
10 to 14 cows	—	11	—	198	—	65,445	—	—	—	—	—	—	—	—	—	—	—
15 cows and over	3		73		35,250		3	1	10,950	—	—	2	8,500	3	8,865	3	63

TABLE 19.—COWS MILKED AND MILK PRODUCED, 1939 AND 1929; DAIRY PRODUCTS SOLD AND BUTTER CHURNED, 1939; AND COWS KEPT FOR MILK APR. 1, 1940; BY NUMBER OF COWS MILKED, BY COUNTIES—Continued

(For explanation and definitions, see text)

STATE OR COUNTY AND NUMBER OF COWS MILKED	COWS MILKED				MILK PRODUCED (GALLONS)		DAIRY PRODUCTS SOLD, 1939							BUTTER CHURNED ON FARMS, 1939		COWS KEPT MAINLY FOR MILK PRODUCTION, APR. 1, 1940	
	Farms reporting		Number					Whole milk sold		Cream sold		Butter sold					
	1939	1929	1939	1929	1939	1929	Farms reporting	Farms reporting	Gallons	Farms reporting	Pounds of butterfat	Farms reporting	Pounds	Farms reporting	Pounds	Farms reporting	Number
GEORGIA—Contd.																	
Calhoun																	
Total	723	614	957	754	315,203	262,276	34	11	9,175	4	2,071	23	2,640	692	62,252	757	1,110
None	xxx	xxx	xxx	xxx	xxx	xxx	xxx	xxx	xxx	xxx	xxx	xxx	xxx	xxx	xxx	76	94
1 cow	573	590	573	670	180,870	233,994	5	2	315	—	—	3	165	551	39,252	535	585
2 cows	119		238		79,558		16	2	550	3	471	12	938	113	18,062	116	263
3 cows	14		42		13,130		4	2	550	—	—	3	195	14	3,203	13	45
4 cows	7	24	28	84	8,400	28,282	3	2	1,510	—	—	2	92	6	1,074	7	57
5 cows and over	10		76		31,245		6	3	6,250	1	1,600	3	1,250	8	2,641	10	68
Camden																	
Total	135	281	218	796	51,376	147,697	6	5	5,727	—	—	2	400	47	4,649	136	272
None	xxx	xxx	xxx	xxx	xxx	xxx	xxx	xxx	xxx	xxx	xxx	xxx	xxx	xxx	xxx	10	20
1 cow	82	167	82	258	20,107	57,666	1	1	120	—	—	—	—	28	1,877	77	118
2 cows	39		78		18,489		2	2	1,357	—	—	—	—	18	1,758	36	74
3 cows	10		30		7,542		2	1	600	—	—	2	400	5	1,014	10	32
4 cows	—	108	—	465	—	79,721	—	—	—	—	—	—	—	—	—	—	—
5 to 9 cows	4		28		5,238		1	1	3,650	—	—	—	—	—	—	3	28
10 to 14 cows	—	6	—	73	—	10,310	—	—	—	—	—	—	—	—	—	—	—
15 to 19 cows	—		—		—		—	—	—	—	—	—	—	—	—	—	—
Candler																	
Total	812	561	1,943	1,075	334,558	260,270	89	6	13,160	9	5,201	84	7,959	589	54,861	826	2,001
None	xxx	xxx	xxx	xxx	xxx	xxx	xxx	xxx	xxx	xxx	xxx	xxx	xxx	xxx	xxx	44	61
1 cow	246	450	246	605	46,757	161,140	7	—	—	—	—	7	145	138	5,669	228	345
2 cows	311		622		100,436		28	1	20	1	600	28	1,545	220	16,613	301	613
3 cows	123		369		56,545		19	2	440	1	220	18	1,401	111	11,177	122	338
4 cows	74	106	296	406	43,275	84,755	10	—	—	—	—	10	1,180	65	8,312	74	293
5 to 9 cows	52		319		57,495		20	1	100	3	1,006	18	2,742	49	10,856	51	271
10 cows and over	6	5	91	64	30,050	14,375	5	2	12,600	4	3,375	3	946	6	2,234	6	80
Carroll																	
Total	3,629	3,845	4,834	4,903	2,585,951	2,420,363	1,765	130	107,155	5	955	1,737	223,245	3,559	922,382	3,630	5,079
None	xxx	xxx	xxx	xxx	xxx	xxx	xxx	xxx	xxx	xxx	xxx	xxx	xxx	xxx	xxx	71	77
1 cow	2,728	3,756	2,728	4,513	1,555,760	2,241,526	1,192	69	6,324	1	60	1,177	113,992	2,678	579,617	2,664	2,950
2 cows	798		1,596		776,180		496	37	6,833	1	50	490	83,693	782	285,100	792	1,560
3 cows	65		189		85,323		44	5	2,447	—	—	44	11,791	61	31,249	65	173
4 cows	20	85	80	319	35,390	140,632	16	5	1,390	—	—	16	6,715	20	12,951	20	68
5 to 9 cows	11		70		31,208		8	5	14,706	—	—	4	1,280	10	4,943	11	64
10 to 14 cows	3	2	34	20	16,250	7,275	3	3	11,470	1	250	3	1,375	3	1,880	3	40
15 to 19 cows	2		35		20,640		2	2	16,100	1	95	2	1,300	2	1,400	2	33
20 cows and over	4	2	102	51	65,200	30,930	4	4	47,885	1	500	1	3,101	3	5,242	4	114
Catoosa																	
Total	962	765	2,444	1,899	1,217,375	868,895	501	73	397,590	3	1,125	465	110,595	924	252,365	916	2,296
None	xxx	xxx	xxx	xxx	xxx	xxx	xxx	xxx	xxx	xxx	xxx	xxx	xxx	xxx	xxx	10	13
1 cow	532	621	532	850	294,008	319,765	187	20	2,616	1	25	178	15,534	513	86,049	495	585
2 cows	264		528		228,439		166	5	1,775	—	—	166	23,013	256	67,043	251	503
3 cows	87		261		99,534		75	8	917	—	—	75	14,564	86	29,404	84	195
4 cows	20	106	80	456	34,658	200,182	16	1	250	—	—	16	5,733	20	10,171	19	51
5 to 9 cows	21		131		63,207		19	7	15,425	—	—	16	13,139	19	16,971	21	110
10 to 14 cows	10	28	118	358	60,684	194,905	10	8	39,055	—	—	4	6,710	9	8,014	10	102
15 to 19 cows	8		135		64,040		8	6	41,164	1	1,000	3	6,750	7	7,508	8	139
20 to 29 cows	8	8	174	182	110,985	120,368	8	8	95,408	1	100	2	4,010	6	4,826	8	179
30 cows and over	12	2	485	73	261,820	33,675	12	10	200,980	—	—	5	21,140	8	22,379	10	419
Charlton																	
Total	158	156	289	414	78,426	80,136	4	2	20,300	1	50	2	90	66	5,301	139	251
None	xxx	xxx	xxx	xxx	xxx	xxx	xxx	xxx	xxx	xxx	xxx	xxx	xxx	xxx	xxx	9	14
1 cow	89	95	89	131	28,881	34,852	1	—	—	—	—	1	15	37	2,406	79	94
2 cows	45		90		21,540		1	—	—	—	—	1	75	25	2,443	36	68
3 cows	12		36		3,475		—	—	—	—	—	—	—	2	100	8	20
4 cows	5	61	20	285	1,250	45,284	—	—	—	—	—	—	—	2	102	1	4
5 cows and over	7		54		23,280		2	2	20,300	1	50	—	—	2	250	6	51
Chatham																	
Total	207	120	2,259	1,827	1,400,922	946,636	49	45	1,209,839	6	11,708	17	3,162	133	16,172	218	2,479
None	xxx	xxx	xxx	xxx	xxx	xxx	xxx	xxx	xxx	xxx	xxx	xxx	xxx	xxx	xxx	22	29
1 cow	118	66	118	87	48,105	27,755	4	3	524	—	—	4	343	74	5,517	110	136
2 cows	41		82		24,513		5	4	2,034	—	—	3	272	34	3,508	38	94
3 cows	9		27		11,007		3	2	2,365	—	—	2	103	7	1,052	9	24
4 cows	1	20	4	102	720	38,140	—	—	—	—	—	—	—	1	54	1	4
5 to 9 cows	6		37		15,657		5	4	5,924	—	—	2	240	4	1,340	6	42
10 to 14 cows	1	5	11	64	3,700	32,401	1	1	3,500	—	—	—	—	1	55	1	11
15 to 19 cows	2		34		20,900		2	2	20,380	1	2,190	—	—	1	104	2	43
20 to 29 cows	2	3	45	74	24,505	43,600	2	2	22,200	—	—	2	554	2	604	2	53
30 to 49 cows	7	9	238	345	124,461	177,215	7	7	105,749	1	3,300	1	750	4	1,988	7	262
50 to 74 cows	9	11	542	625	335,125	342,150	9	9	299,640	3	4,218	2	300	3	850	9	595
75 to 99 cows	4	5	338	430	256,548	212,375	4	4	235,398	—	—	—	—	—	—	4	324
100 to 199 cows	7	1	783	100	557,701	73,000	7	7	512,125	1	2,000	1	600	2	1,100	7	862

TABLE 19.—COWS MILKED AND MILK PRODUCED, 1939 AND 1929; DAIRY PRODUCTS SOLD AND BUTTER CHURNED, 1939; AND COWS KEPT FOR MILK APR. 1, 1940; BY NUMBER OF COWS MILKED, BY COUNTIES—Continued

(For explanation and definitions, see text)

STATE OR COUNTY AND NUMBER OF COWS MILKED	COWS MILKED				MILK PRODUCED (GALLONS)		DAIRY PRODUCTS SOLD, 1939							BUTTER CHURNED ON FARMS, 1939		COWS KEPT MAINLY FOR MILK PRODUCTION, APR. 1, 1940	
	Farms reporting		Number					Whole milk sold		Cream sold		Butter sold					
	1939	1929	1939	1929	1939	1929	Farms reporting	Farms reporting	Gallons	Farms reporting	Pounds of butterfat	Farms reporting	Pounds	Farms reporting	Pounds	Farms reporting	Number
GEORGIA—Contd.																	
Chattahoochee																	
Total	188	224	351	356	102,433	77,675	8	5	1,502	———	———	4	1,164	183	27,841	186	425
None	xxx	xxx	xxx	xxx	xxx	xxx	xxx	xxx	xxx	xxx	xxx	xxx	xxx	xxx	xxx	11	22
1 cow	85	197	85	265	30,283	58,495	2	2	383	———	———	———	———	81	7,587	78	122
2 cows	75		150		42,910		4	2	24	———	———	2	199	74	11,898	71	158
3 cows	19		57		14,460		———	———	———	———	———	———	———	19	4,381	18	63
4 cows	6	27	24	91	7,930	19,180	———	———	———	———	———	———	———	6	2,075	5	17
5 cows and over	3		35		6,850		2	1	1,095	———	———	2	965	3	1,900	3	43
Chattooga																	
Total	1,054	1,252	1,874	2,138	1,091,497	1,082,100	490	79	195,514	1	50	480	83,762	1,045	314,506	1,058	2,072
None	xxx	xxx	xxx	xxx	xxx	xxx	xxx	xxx	xxx	xxx	xxx	xxx	xxx	xxx	xxx	21	24
1 cow	620	1,156	620	1,474	383,998	717,670	218	29	1,856	———	———	215	23,669	614	140,054	606	728
2 cows	334		668		350,607		196	27	8,648	———	———	192	29,164	331	116,324	333	714
3 cows	59		177		81,603		39	6	1,171	———	———	38	10,471	59	25,028	57	192
4 cows	21	85	84	304	34,020	133,540	18	8	3,945	———	———	16	4,391	21	11,112	21	82
5 to 9 cows	15		87		35,115		14	5	5,904	———	———	14	6,317	15	11,249	15	104
10 cows and over	5	11	238	360	206,154	230,890	5	4	173,990	1	50	5	9,750	5	10,739	5	228
Cherokee																	
Total	2,112	1,967	3,001	2,807	1,615,353	1,431,973	967	76	160,813	7	17,600	944	124,567	2,023	451,368	2,008	3,178
None	xxx	xxx	xxx	xxx	xxx	xxx	xxx	xxx	xxx	xxx	xxx	xxx	xxx	xxx	xxx	49	58
1 cow	1,669	1,882	1,669	2,289	943,064	1,184,235	687	32	3,144	1	85	684	63,043	1,602	298,394	1,535	1,818
2 cows	374		748		341,494		224	16	1,200	1	675	222	32,027	365	111,220	358	710
3 cows	33		99		42,882		23	6	4,225	———	———	22	5,735	31	13,224	31	81
4 cows	12	70	48	277	23,825	117,198	10	4	4,750	2	1,600	7	2,112	10	5,065	11	45
5 to 9 cows	11		72		36,068		10	7	22,390	2	1,240	1	250	5	1,295	11	78
10 to 14 cows	4	10	45	131	25,950	82,440	4	3	12,500	———	———	4	4,200	4	4,535	4	46
15 to 19 cows	2		32		15,480		2	2	15,080	———	———	———	———	1	24	2	27
20 to 29 cows	2	4	43	80	23,790	37,100	2	2	14,111	———	———	1	4,000	1	4,000	2	25
30 cows and over	5	1	245	30	162,800	11,000	5	4	83,413	1	14,000	3	13,200	4	13,611	5	290
Clarke																	
Total	568	550	1,211	1,087	606,084	548,394	198	74	213,448	9	12,762	164	22,432	548	123,484	574	1,383
None	xxx	xxx	xxx	xxx	xxx	xxx	xxx	xxx	xxx	xxx	xxx	xxx	xxx	xxx	xxx	38	53
1 cow	387	502	387	635	189,526	272,851	100	34	2,121	2	135	90	7,509	378	65,058	358	438
2 cows	132		264		113,660		62	25	4,092	1	150	54	7,971	130	38,413	131	286
3 cows	22		66		28,325		12	2	367	———	———	11	3,100	21	10,105	21	95
4 cows	10	36	40	138	15,385	67,283	7	2	2,375	1	82	5	1,162	9	5,450	9	38
5 to 9 cows	6		38		14,120		6	1	1,200	3	1,895	4	2,690	6	3,668	6	30
10 to 14 cows	1	3	13	44	7,000	30,250	1	1	5,000	———	———	———	———	1	300	1	10
15 to 19 cows	1		18		9,115		1	1	9,115	———	———	———	———	———	———	1	17
20 to 29 cows	4	6	99	137	67,975	89,960	4	4	67,425	———	———	———	———	2	125	4	102
30 to 49 cows	1	2	40	83	29,200	48,050	1	———	———	1	9,000	———	———	———	———	1	44
50 cows and over	4	1	246	50	131,778	40,000	4	4	121,753	1	1,500	———	———	1	365	4	270
Clay																	
Total	686	498	1,040	709	293,135	280,040	93	15	12,390	19	1,457	75	9,055	643	58,759	647	1,503
None	xxx	xxx	xxx	xxx	xxx	xxx	xxx	xxx	xxx	xxx	xxx	xxx	xxx	xxx	xxx	17	26
1 cow	413	460	413	547	116,162	221,895	17	1	150	4	100	13	399	404	22,548	390	436
2 cows	170		340		95,331		35	5	1,495	4	150	31	2,752	186	20,234	169	413
3 cows	43		129		35,190		21	2	465	3	150	17	1,899	43	7,887	42	459
4 cows	15	36	60	137	14,062	41,495	9	3	1,600	3	259	6	1,430	15	2,955	15	69
5 to 9 cows	12		66		19,490		8	2	1,900	4	588	6	1,275	12	2,840	11	68
10 to 14 cows	3	2	32	25	12,900	16,650	3	2	6,780	1	200	2	1,300	3	2,295	3	32
15 to 19 cows	———		———		———		———	———	———	———	———	———	———	———	———	———	———
Clayton																	
Total	678	693	1,535	1,792	823,487	838,636	143	52	236,438	9	7,465	125	69,036	548	186,380	697	1,692
None	xxx	xxx	xxx	xxx	xxx	xxx	xxx	xxx	xxx	xxx	xxx	xxx	xxx	xxx	xxx	41	46
1 cow	449	588	449	739	229,559	319,358	50	19	3,862	———	———	37	3,899	345	69,681	427	500
2 cows	156		312		123,924		42	8	2,378	1	32	39	7,364	138	43,987	156	320
3 cows	25		75		30,201		9	2	150	———	———	9	2,141	21	8,149	25	78
4 cows	10	66	40	300	10,830	136,018	5	1	700	———	———	5	1,525	8	3,255	10	38
5 to 9 cows	12		76		35,588		11	3	6,653	1	470	9	7,306	12	9,753	12	76
10 to 14 cows	9	25	98	328	57,265	187,035	9	4	17,200	———	———	9	11,965	9	12,992	9	117
15 to 19 cows	4		71		48,100		4	4	37,820	1	1,480	2	1,796	2	2,190	4	74
20 to 29 cows	4	8	80	178	55,625	92,075	4	3	30,950	2	1,541	4	7,460	4	8,213	4	83
30 cows and over	9	6	334	247	232,395	104,150	9	8	136,725	4	3,942	9	25,580	9	28,180	9	360
Clinch																	
Total	196	115	304	258	84,923	51,820	6	6	1,827	1	4	3	130	135	8,198	186	358
None	xxx	xxx	xxx	xxx	xxx	xxx	xxx	xxx	xxx	xxx	xxx	xxx	xxx	xxx	xxx	6	14
1 cow	126	86	126	121	41,333	31,035	1	1	25	———	———	1	20	84	4,068	115	146
2 cows	49		98		29,770		4	4	1,437	1	4	1	35	40	3,075	45	133
3 cows	7		21		5,740		———	———	———	———	———	———	———	4	680	7	18
4 cows	11	26	44	107	5,880	17,810	1	1	365	———	———	1	75	5	240	10	36
5 to 9 cows	3		15		2,200		———	———	———	———	———	———	———	2	135	3	11
10 to 14 cows	———	3	———	30	———	2,975	———	———	———	———	———	———	———	———	———	———	———
15 to 19 cows	———		———		———		———	———	———	———	———	———	———	———	———	———	———

TABLE 19.—COWS MILKED AND MILK PRODUCED, 1939 AND 1929; DAIRY PRODUCTS SOLD AND BUTTER CHURNED, 1939; AND COWS KEPT FOR MILK APR. 1, 1940; BY NUMBER OF COWS MILKED, BY COUNTIES—Continued

(For explanation and definitions, see text)

STATE OR COUNTY AND NUMBER OF COWS MILKED	COWS MILKED				MILK PRODUCED (GALLONS)		DAIRY PRODUCTS SOLD, 1939							BUTTER CHURNED ON FARMS, 1939		COWS KEPT MAINLY FOR MILK PRODUCTION, APR. 1, 1940	
	Farms reporting		Number					Whole milk sold		Cream sold		Butter sold					
	1939	1929	1939	1929	1939	1929	Farms reporting	Farms reporting	Gallons	Farms reporting	Pounds of butterfat	Farms reporting	Pounds	Farms reporting	Pounds	Farms reporting	Number
GEORGIA—Contd.																	
Cobb																	
Total	2,120	2,439	3,614	4,014	1,820,795	2,017,456	804	203	425,651	10	5,186	767	148,660	2,066	504,667	2,131	3,992
None	xxx	xxx	xxx	xxx	xxx	xxx	xxx	xxx	xxx	xxx	xxx	xxx	xxx	xxx	xxx	103	142
1 cow	1,556	2,256	1,556	2,788	764,013	1,435,086	471	86	10,214	1	250	453	38,869	1,518	273,021	1,477	1,733
2 cows	439		878		383,574		228	55	16,730	4	395	217	31,338	432	133,137	430	870
3 cows	48		144		62,838		33	11	4,506	———	———	32	8,241	46	18,145	46	137
4 cows	20	152	80	651	35,845	272,885	16	5	3,790	———	———	16	7,062	20	10,751	18	96
5 to 9 cows	25		160		94,375		24	18	38,164	1	18	22	16,331	22	19,597	25	161
10 to 14 cows	11	22	132	293	76,190	156,160	11	9	41,715	1	2,160	10	11,467	10	12,744	11	138
15 to 19 cows	4		65		41,500		4	3	25,105	———	———	3	6,650	4	7,377	4	66
20 to 29 cows	6	5	138	112	84,905	58,625	6	5	57,410	1	1,460	5	11,970	5	12,445	6	154
30 cows and over	11	4	461	190	277,555	96,700	11	11	230,017	2	903	9	16,732	9	17,450	11	495
Coffee																	
Total	1,389	873	3,027	2,184	688,732	607,955	117	23	76,356	16	4,522	93	8,719	1,230	92,927	1,355	3,060
None	xxx	xxx	xxx	xxx	xxx	xxx	xxx	xxx	xxx	xxx	xxx	xxx	xxx	xxx	xxx	104	156
1 cow	546	614	546	859	139,426	261,060	18	2	60	———	———	16	866	473	22,634	464	560
2 cows	509		1,018		227,916		39	6	536	2	150	33	1,949	450	34,949	470	1,016
3 cows	161		483		85,855		19	1	225	6	587	15	855	142	12,159	150	433
4 cows	88	238	352	1,011	67,475	244,095	12	2	135	———	———	10	1,054	85	10,275	85	334
5 to 9 cows	74		418		69,405		18	3	1,800	5	715	12	1,705	69	9,650	72	377
10 to 14 cows	5	17	55	197	15,550	59,380	5	3	2,600	1	120	3	300	5	560	4	34
15 to 19 cows	2		32		11,000		2	2	9,000	———	———	———	———	2	500	2	13
20 cows and over	4	4	123	117	74,105	43,420	4	4	62,000	2	2,950	4	1,990	4	2,200	4	137
Colquitt																	
Total	2,084	1,772	4,356	4,051	1,249,459	1,034,058	185	27	133,745	15	3,242	161	23,034	1,450	191,003	1,997	4,410
None	xxx	xxx	xxx	xxx	xxx	xxx	xxx	xxx	xxx	xxx	xxx	xxx	xxx	xxx	xxx	81	113
1 cow	876	1,336	876	1,878	297,794	515,066	30	3	379	1	125	28	2,103	575	50,994	782	948
2 cows	700		1,400		388,918		55	7	3,530	1	100	49	4,121	513	67,320	660	1,390
3 cows	260		780		188,026		38	3	1,300	4	630	34	3,886	187	30,647	254	719
4 cows	130	412	520	1,717	116,443	358,732	23	2	150	4	1,052	21	4,500	97	19,420	123	476
5 to 9 cows	85		476		107,987		26	5	6,396	3	760	20	4,371	66	16,467	84	409
10 to 14 cows	6	16	67	198	12,566	57,190	6	1	900	———	———	5	783	6	2,025	6	59
15 to 19 cows	1		16		9,175		1	1	7,300	———	———	1	700	1	700	1	16
20 to 29 cows	2	3	48	67	25,600	27,275	2	1	15,000	———	———	1	2,000	2	2,580	2	70
30 cows and over	4	5	173	191	102,950	75,795	4	4	98,790	2	575	2	570	3	850	4	210
Columbia																	
Total	918	746	2,441	1,843	765,078	682,024	199	41	258,841	31	11,887	141	22,531	862	119,720	895	2,713
None	xxx	xxx	xxx	xxx	xxx	xxx	xxx	xxx	xxx	xxx	xxx	xxx	xxx	xxx	xxx	40	48
1 cow	412	589	412	755	126,472	242,014	29	———	———	———	———	29	2,094	393	33,728	363	451
2 cows	274		548		144,318		46	4	258	3	904	42	3,997	268	35,690	265	585
3 cows	94		282		69,181		28	2	88	3	425	24	4,728	91	18,681	91	304
4 cows	57	128	228	563	55,155	197,780	26	2	850	3	610	22	4,979	55	13,335	56	238
5 to 9 cows	52		319		94,842		43	13	11,710	17	5,378	22	4,857	48	14,077	51	342
10 to 14 cows	8	18	86	227	23,580	99,250	6	2	4,820	2	2,820	2	1,876	5	3,344	8	101
15 to 19 cows	5		84		29,225		5	3	23,150	2	1,500	———	———	1	500	5	92
20 to 29 cows	10	8	219	178	104,830	91,680	10	9	100,490	1	250	———	———	1	365	10	232
30 to 49 cows	3	2	95	70	50,025	29,300	3	3	50,025	———	———	———	———	———	———	3	125
50 to 74 cows	3	1	168	50	67,450	22,000	3	3	67,450	———	———	———	———	———	———	3	195
Cook																	
Total	1,005	743	2,117	1,612	504,198	354,523	158	32	24,439	2	236	139	12,723	895	84,820	1,032	2,165
None	xxx	xxx	xxx	xxx	xxx	xxx	xxx	xxx	xxx	xxx	xxx	xxx	xxx	xxx	xxx	44	59
1 cow	396	558	396	812	121,647	196,287	24	5	335	———	———	20	1,412	342	20,932	389	487
2 cows	369		738		169,825		52	8	653	———	———	45	2,796	331	28,204	363	728
3 cows	109		327		70,721		33	8	590	———	———	33	2,441	101	12,216	108	321
4 cows	77	180	308	728	59,944	141,236	20	3	2,330	1	100	17	1,750	69	11,183	75	288
5 to 9 cows	49		283		53,426		24	5	2,531	1	136	21	3,174	48	10,335	48	240
10 cows and over	5	5	65	72	28,635	17,000	5	3	18,000	———	———	3	1,150	4	1,950	5	42
Coweta																	
Total	1,377	1,558	2,417	2,754	987,339	1,279,495	327	60	116,049	10	6,424	310	73,306	1,333	309,985	1,377	2,685
None	xxx	xxx	xxx	xxx	xxx	xxx	xxx	xxx	xxx	xxx	xxx	xxx	xxx	xxx	xxx	55	76
1 cow	854	1,399	854	1,768	356,148	791,252	131	11	1,250	2	213	127	11,579	827	128,144	809	971
2 cows	386		772		273,548		117	18	3,969	———	———	114	17,112	377	100,847	379	813
3 cows	71		213		78,360		28	6	2,585	2	80	26	7,202	69	25,729	68	223
4 cows	21	142	84	582	35,270	259,518	12	3	897	1	250	11	4,771	21	11,701	21	103
5 to 9 cows	28		168		68,218		22	9	7,935	1	500	20	15,049	27	23,271	28	168
10 to 14 cows	9	8	99	97	51,700	70,795	9	6	14,113	1	198	9	14,153	9	16,073	9	93
15 to 19 cows	1		15		8,800		1	———	———	1	2,100	1	1,040	1	1,200	1	15
20 to 29 cows	4	4	97	84	50,145	59,780	4	4	31,475	———	———	2	2,400	2	3,020	4	97
30 to 49 cows	3	3	115	105	65,150	45,300	3	3	53,825	2	3,283	———	———	———	———	3	126
50 to 74 cows	———	2	———	118	———	52,850	———	———	———	———	———	———	———	———	———	———	———
Crawford																	
Total	529	539	1,099	1,010	308,006	325,993	95	41	52,730	2	530	80	12,020	511	81,616	554	1,395
None	xxx	xxx	xxx	xxx	xxx	xxx	xxx	xxx	xxx	xxx	xxx	xxx	xxx	xxx	xxx	36	61
1 cow	278	451	278	606	91,494	215,696	26	9	745	———	———	22	1,321	265	27,741	270	372
2 cows	154		308		84,675		22	9	790	1	30	20	2,030	153	27,478	153	383
3 cows	49		147		32,729		18	5	930	———	———	18	2,102	47	10,055	48	175
4 cows	19	82	76	323	15,540	79,454	6	3	425	———	———	6	1,362	19	5,018	19	96
5 to 9 cows	20		124		28,353		14	7	7,690	———	———	10	2,305	20	6,651	20	131
10 to 14 cows	5	6	56	81	13,580	30,843	5	4	4,250	1	500	3	2,100	4	2,711	4	38
15 cows and over	4		110		41,655		4	4	37,900	———	———	1	800	3	1,962	4	139

TABLE 19.—COWS MILKED AND MILK PRODUCED, 1939 AND 1929; DAIRY PRODUCTS SOLD AND BUTTER CHURNED, 1939; AND COWS KEPT FOR MILK APR. 1, 1940; BY NUMBER OF COWS MILKED, BY COUNTIES—Continued

(For explanation and definitions, see text)

STATE OR COUNTY AND NUMBER OF COWS MILKED	COWS MILKED				MILK PRODUCED (GALLONS)		DAIRY PRODUCTS SOLD, 1939							BUTTER CHURNED ON FARMS, 1939		COWS KEPT MAINLY FOR MILK PRODUCTION, APR. 1, 1940	
	Farms reporting		Number					Whole milk sold		Cream sold		Butter sold					
	1939	1929	1939	1929	1939	1929	Farms reporting	Farms reporting	Gallons	Farms reporting	Pounds of butterfat	Farms reporting	Pounds	Farms reporting	Pounds	Farms reporting	Number
GEORGIA—Contd.																	
Crisp																	
Total	893	732	1,528	1,535	544,799	537,911	78	12	79,668	9	3,810	65	11,656	806	115,598	872	1,712
None	xxx	xxx	xxx	xxx	xxx	xxx	xxx	xxx	xxx	xxx	xxx	xxx	xxx	xxx	xxx	24	79
1 cow	558	622	558	774	200,759	269,781	21	2	268	2	150	18	1,422	491	47,928	524	580
2 cows	229		458		139,852		27	1	53	3	324	24	3,026	217	38,139	221	488
3 cows	64		192		56,185		14	2	184	------	----------	14	2,091	59	13,241	62	188
4 cows	17	91	68	417	18,550	138,215	4	------	----------	1	100	3	1,006	16	4,691	16	73
5 to 9 cows	18		110		30,325		5	1	380	------	----------	5	1,531	17	6,513	18	107
10 to 14 cows	4	19	46	344	27,910	129,915	4	3	13,245	2	2,936	------	--------	3	1,990	4	46
15 cows and over	3		96		71,218		3	3	65,538	1	300	1	2,580	3	3,096	3	151
Dade																	
Total	443	395	835	694	386,960	334,760	87	28	52,932	1	80	80	9,749	433	90,932	447	921
None	xxx	xxx	xxx	xxx	xxx	xxx	xxx	xxx	xxx	xxx	xxx	xxx	xxx	xxx	xxx	13	18
1 cow	254	339	254	458	134,756	235,865	26	4	348	------	----------	23	1,565	248	38,700	246	290
2 cows	126		252		110,262		31	7	898	------	----------	30	2,639	124	29,739	125	273
3 cows	37		111		46,243		14	6	2,370	------	----------	13	2,174	35	11,842	37	120
4 cows	13	56	52	236	21,765	98,895	6	1	1,500	------	----------	6	1,104	13	5,045	13	72
5 cows and over	13		166		73,934		10	10	47,816	1	80	8	2,267	13	5,606	13	148
Dawson																	
Total	546	569	684	716	343,316	325,860	139	7	570	------	----------	138	11,190	536	125,235	539	730
None	xxx	xxx	xxx	xxx	xxx	xxx	xxx	xxx	xxx	xxx	xxx	xxx	xxx	xxx	xxx	13	14
1 cow	421	563	421	693	228,528	317,360	87	3	180	------	----------	86	4,052	417	83,415	402	452
2 cows	114		228		99,588		46	3	310	------	----------	46	6,108	108	36,520	113	231
3 cows and over	11	6	35	23	15,200	8,500	6	1	80	------	----------	6	1,030	11	5,300	11	33
Decatur																	
Total	1,017	1,129	2,182	2,780	610,556	712,030	111	41	66,930	8	4,581	82	18,051	765	102,544	1,086	2,565
None	xxx	xxx	xxx	xxx	xxx	xxx	xxx	xxx	xxx	xxx	xxx	xxx	xxx	xxx	xxx	102	163
1 cow	475	820	475	1,166	150,775	297,536	23	7	722	1	143	17	1,419	327	25,177	451	553
2 cows	336		672		174,747		26	10	1,750	2	520	18	2,348	268	32,959	328	761
3 cows	110		330		78,862		24	6	2,615	------	----------	20	2,103	91	17,170	110	365
4 cows	40	278	160	1,119	35,047	226,284	11	7	2,289	------	----------	7	823	30	6,343	40	171
5 to 9 cows	43		261		45,300		15	6	2,454	2	1,190	12	1,662	38	7,773	42	245
10 to 14 cows	7	23	86	275	24,175	63,700	7	2	1,400	2	2,373	4	856	6	2,005	7	84
15 to 19 cows	3		46		15,170		3	1	10,800	------	----------	2	1,140	2	1,400	3	48
20 cows and over	3	8	152	220	86,480	124,510	2	2	44,900	1	355	2	7,700	3	9,717	3	175
De Kalb																	
Total	1,356	1,596	6,168	6,689	3,882,078	3,817,772	515	289	2,578,362	40	37,301	409	187,608	1,286	382,815	1,381	5,959
None	xxx	xxx	xxx	xxx	xxx	xxx	xxx	xxx	xxx	xxx	xxx	xxx	xxx	xxx	xxx	73	148
1 cow	877	1,221	877	1,514	427,774	740,000	197	68	9,330	1	26	171	14,468	858	126,603	841	918
2 cows	247		494		214,039		110	49	12,600	2	378	96	15,720	239	62,298	241	464
3 cows	29		87		43,988		15	6	5,440	------	----------	14	3,945	29	10,812	28	72
4 cows	24	221	96	1,055	46,419	545,257	18	12	11,579	------	----------	17	7,838	24	12,378	23	90
5 to 9 cows	45		291		154,820		41	27	54,656	------	----------	31	29,047	38	34,680	44	269
10 to 14 cows	26	69	295	957	182,985	635,245	26	21	123,935	1	81	14	20,462	18	24,062	25	275
15 to 19 cows	18		301		191,010		18	16	145,100	5	1,395	13	14,710	16	16,209	18	289
20 to 29 cows	33	35	766	822	537,641	500,495	33	33	424,100	10	6,248	20	27,682	26	31,653	33	749
30 to 49 cows	40	34	1,419	1,219	882,275	709,500	40	40	705,725	13	9,334	24	35,759	26	41,895	39	1,325
50 to 74 cows	9	12	490	685	361,200	438,500	9	9	307,885	4	6,325	7	9,777	7	11,580	9	331
75 to 99 cows	4	1	360	75	282,027	54,950	4	4	239,127	3	12,565	1	3,000	3	3,570	4	339
100 cows and over	4	3	692	362	557,900	193,825	4	4	538,885	1	949	1	5,200	2	7,075	3	492
Dodge																	
Total	1,555	1,334	3,461	2,701	898,853	805,934	386	40	37,966	246	46,974	147	15,855	1,312	150,556	1,556	3,800
None	xxx	xxx	xxx	xxx	xxx	xxx	xxx	xxx	xxx	xxx	xxx	xxx	xxx	xxx	xxx	68	122
1 cow	611	1,083	611	1,485	182,349	446,188	35	3	150	15	1,056	21	976	499	59,654	572	711
2 cows	542		1,084		279,552		146	12	1,772	89	8,851	51	3,124	473	53,636	526	1,087
3 cows	205		615		141,815		79	4	1,635	55	6,743	30	2,779	176	25,327	196	582
4 cows	86	229	344	942	88,607	274,781	47	8	4,751	32	6,626	19	1,924	74	13,381	85	320
5 to 9 cows	98		594		137,073		66	10	11,248	43	12,598	23	5,730	82	16,662	98	609
10 to 14 cows	6	21	70	246	15,750	64,525	6	1	1,000	6	4,358	------	--------	3	166	6	68
15 to 19 cows	3		45		14,977		3	------	----------	3	2,542	1	208	3	490	3	25
20 cows and over	4	1	98	28	38,730	20,440	4	2	17,410	3	4,200	2	1,114	2	1,240	4	76
Dooly																	
Total	1,188	1,110	1,693	1,606	711,271	664,688	125	19	46,164	17	3,229	102	13,461	1,150	186,291	1,212	1,830
None	xxx	xxx	xxx	xxx	xxx	xxx	xxx	xxx	xxx	xxx	xxx	xxx	xxx	xxx	xxx	54	63
1 cow	879	1,041	879	1,213	386,754	480,078	52	2	390	6	675	45	3,447	853	109,576	854	970
2 cows	228		456		172,660		44	6	1,043	5	483	36	4,704	221	46,988	223	455
3 cows	45		135		48,164		12	1	365	5	1,671	8	1,295	41	11,981	45	137
4 cows	17	59	68	252	23,515	111,850	7	3	441	------	----------	7	1,489	17	5,788	17	69
5 to 9 cows	16		96		41,033		7	4	9,430	1	400	5	2,271	16	9,653	16	87
10 cows and over	3	10	59	141	39,145	72,760	3	3	34,495	------	----------	1	255	2	2,305	3	49

TABLE 19.—COWS MILKED AND MILK PRODUCED, 1939 AND 1929; DAIRY PRODUCTS SOLD AND BUTTER CHURNED, 1939; AND COWS KEPT FOR MILK APR. 1, 1940; BY NUMBER OF COWS MILKED, BY COUNTIES—Continued

(For explanation and definitions, see text)

STATE OR COUNTY AND NUMBER OF COWS MILKED	COWS MILKED				MILK PRODUCED (GALLONS)		DAIRY PRODUCTS SOLD, 1939							BUTTER CHURNED ON FARMS, 1939		COWS KEPT MAINLY FOR MILK PRODUCTION, APR. 1, 1940	
	Farms reporting		Number					Whole milk sold		Cream sold		Butter sold					
	1939	1929	1939	1929	1939	1929	Farms reporting	Farms reporting	Gallons	Farms reporting	Pounds of butterfat	Farms reporting	Pounds	Farms reporting	Pounds	Farms reporting	Number
GEORGIA—Contd.																	
Dougherty																	
Total	401	360	857	963	297,880	379,282	58	24	93,740	8	2,170	42	6,861	380	41,157	437	1,139
None	xxx	xxx	xxx	xxx	xxx	xxx	xxx	xxx	xxx	xxx	xxx	xxx	xxx	xxx	xxx	53	118
1 cow	235	299	235	380	73,675	123,687	13	4	612	1	15	10	985	227	16,070	219	272
2 cows	101		202		53,509		14	2	300	2	115	13	1,030	96	10,946	101	231
3 cows	29		87		28,392		13	7	3,398	3	510	8	1,324	28	4,232	29	85
4 cows	11	48	44	202	16,700	59,695	6	1	5	1	30	6	2,217	11	4,505	11	60
5 to 9 cows	18		104		25,962		6	5	3,680	———	———	3	1,130	16	4,809	17	117
10 to 14 cows	3		32		15,032		2	1	2,000	1	1,500	2	175	2	595	3	31
15 to 19 cows	1	5	16	61	5,000	21,150	1	1	5,000	———	———	———	———	———	———	1	45
20 to 29 cows	———	3	———	60	———	14,000	———	———	———	———	———	———	———	———	———	———	———
30 cows and over	3	5	137	260	79,610	160,750	3	3	78,745	———	———	———	———	———	———	3	180
Douglas																	
Total	917	1,071	1,438	1,551	706,694	767,971	418	51	109,132	3	874	408	72,071	884	241,620	898	1,537
None	xxx	xxx	xxx	xxx	xxx	xxx	xxx	xxx	xxx	xxx	xxx	xxx	xxx	xxx	xxx	17	26
1 cow	672	1,014	672	1,216	350,043	588,504	254	18	1,435	1	100	251	26,768	648	140,405	641	755
2 cows	190		380		164,732		117	13	2,902	———	———	115	21,936	185	65,762	185	367
3 cows	28		84		30,934		23	2	965	———	———	23	5,718	28	13,207	28	82
4 cows	7	47	28	206	8,890	113,402	4	1	200	———	———	4	1,074	7	2,812	7	26
5 to 9 cows	11		73		33,890		11	9	10,415	1	200	10	8,035	10	9,244	11	67
10 to 14 cows	6	10	69	129	35,655	66,065	6	5	19,715	———	———	3	5,240	4	6,715	6	62
15 cows and over	3		132		82,550		3	3	73,500	1	574	2	3,300	2	3,475	3	152
Early																	
Total	1,445	1,515	2,431	2,515	601,577	755,932	100	18	11,754	17	3,877	81	7,918	1,353	141,689	1,444	2,536
None	xxx	xxx	xxx	xxx	xxx	xxx	xxx	xxx	xxx	xxx	xxx	xxx	xxx	xxx	xxx	60	87
1 cow	820	1,353	820	1,735	231,144	545,941	15	1	150	1	20	15	799	759	57,721	782	873
2 cows	435		870		204,914		41	9	879	6	573	34	2,323	414	50,862	419	879
3 cows	107		321		64,229		15	2	150	1	50	13	1,200	101	14,909	102	304
4 cows	51	151	204	586	41,815	160,521	15	4	485	3	430	12	1,521	50	10,248	49	187
5 to 9 cows	29		166		35,275		11	1	90	5	2,304	5	1,625	27	7,249	29	151
10 cows and over	3	11	50	194	24,200	49,470	3	1	10,000	1	500	2	450	2	700	3	55
Echols																	
Total	164	152	362	392	51,288	32,320	10	7	551	———	———	7	171	76	3,901	106	324
None	xxx	xxx	xxx	xxx	xxx	xxx	xxx	xxx	xxx	xxx	xxx	xxx	xxx	xxx	xxx	5	8
1 cow	65	100	65	145	14,392	15,965	3	2	17	———	———	2	65	29	1,310	45	67
2 cows	64		128		17,671		3	2	389	———	———	2	21	30	1,830	38	94
3 cows	15		45		4,423		2	2	150	———	———	1	10	5	100	7	19
4 cows	8	48	32	203	2,622	14,655	1	———	———	———	———	1	25	3	75	4	19
5 to 9 cows	8		45		7,820		1	1	15	———	———	1	50	6	424	3	63
10 cows and over	4	4	47	44	4,360	1,700	———	———	———	———	———	———	———	3	162	4	54
Effingham																	
Total	603	589	1,049	1,368	221,952	216,413	78	22	7,307	5	539	69	5,145	235	16,123	615	1,426
None	xxx	xxx	xxx	xxx	xxx	xxx	xxx	xxx	xxx	xxx	xxx	xxx	xxx	xxx	xxx	36	100
1 cow	314	432	314	619	85,671	112,313	28	7	414	1	50	25	1,210	110	6,257	304	533
2 cows	192		384		78,006		25	7	1,338	2	329	22	1,705	72	5,369	183	424
3 cows	59		177		29,985		14	4	1,390	1	10	13	1,065	27	2,500	56	215
4 cows	26	151	104	628	15,585	69,300	8	2	125	———	———	8	730	16	1,269	25	95
5 to 9 cows	12		70		12,705		3	2	4,040	1	150	3	435	10	728	11	59
10 to 14 cows	———	5	———	71	———	7,300	———	———	———	———	———	———	———	———	———	———	———
15 to 19 cows	———		———		———		———	———	———	———	———	———	———	———	———	———	———
20 to 29 cows	———	———	———	———	———	———	———	———	———	———	———	———	———	———	———	———	———
30 to 49 cows	———	———	———	———	———	———	———	———	———	———	———	———	———	———	———	———	———
50 to 74 cows	———	1	———	50	———	27,500	———	———	———	———	———	———	———	———	———	———	———
Elbert																	
Total	1,523	1,691	2,342	2,806	911,188	1,146,278	302	21	6,907	56	7,232	244	32,802	1,471	296,567	1,499	2,546
None	xxx	xxx	xxx	xxx	xxx	xxx	xxx	xxx	xxx	xxx	xxx	xxx	xxx	xxx	xxx	66	78
1 cow	914	1,520	914	1,973	369,798	796,883	134	10	1,630	22	1,990	105	6,392	881	129,550	845	1,000
2 cows	490		980		374,444		115	5	567	18	1,312	98	12,232	478	121,524	472	1,028
3 cows	72		216		78,482		27	3	460	7	1,420	21	4,417	69	24,285	70	198
4 cows	30	171	120	833	39,550	349,395	15	———	———	7	1,730	10	2,716	28	10,885	30	115
5 cows and over	17		112		48,914		11	3	4,250	2	780	10	7,045	15	10,323	16	127
Emanuel																	
Total	1,737	1,448	3,951	2,841	865,290	698,761	191	45	63,848	66	10,400	104	9,207	1,413	121,234	1,795	4,198
None	xxx	xxx	xxx	xxx	xxx	xxx	xxx	xxx	xxx	xxx	xxx	xxx	xxx	xxx	xxx	95	157
1 cow	655	1,161	655	1,571	165,480	408,115	23	6	470	7	625	12	567	504	24,461	641	777
2 cows	584		1,168		261,951		58	8	792	18	1,172	37	1,752	475	37,657	572	1,202
3 cows	249		747		146,324		39	7	805	13	1,320	24	2,088	214	23,597	244	762
4 cows	123	274	492	1,045	93,243	213,716	24	6	6,425	8	1,180	12	1,158	110	14,074	117	467
5 to 9 cows	116		676		118,782		38	11	3,956	16	3,011	19	3,642	103	19,540	116	644
10 to 14 cows	6	9	68	115	21,760	33,330	6	5	10,500	1	180	———	———	4	1,000	6	56
15 to 19 cows	———		———		———		———	———	———	———	———	———	———	———	———	———	———
20 cows and over	4	4	145	110	57,750	43,600	3	2	40,900	3	2,912	———	———	3	905	4	133

TABLE 19.—COWS MILKED AND MILK PRODUCED, 1939 AND 1929; DAIRY PRODUCTS SOLD AND BUTTER CHURNED, 1939; AND COWS KEPT FOR MILK APR. 1, 1940; BY NUMBER OF COWS MILKED, BY COUNTIES—Continued

(For explanation and definitions, see text)

STATE OR COUNTY AND NUMBER OF COWS MILKED	COWS MILKED				MILK PRODUCED (GALLONS)		DAIRY PRODUCTS SOLD, 1939							BUTTER CHURNED ON FARMS, 1939		COWS KEPT MAINLY FOR MILK PRODUCTION, APR. 1, 1940	
	Farms reporting		Number					Whole milk sold		Cream sold		Butter sold					
	1939	1929	1939	1929	1939	1929	Farms reporting	Farms reporting	Gallons	Farms reporting	Pounds of butterfat	Farms reporting	Pounds	Farms reporting	Pounds	Farms reporting	Number
GEORGIA—Contd.																	
Evans																	
Total	478	405	1,120	912	196,862	139,702	40	6	13,532	1	75	38	2,247	332	26,731	464	1,112
None	xxx	xxx	xxx	xxx	xxx	xxx	xxx	xxx	xxx	xxx	xxx	xxx	xxx	xxx	xxx	30	55
1 cow	167	284	167	420	42,236	80,610	11	1	365	—	—	11	341	93	5,276	146	173
2 cows	147		294		56,095		11	1	180	—	—	10	664	98	7,620	133	281
3 cows	86		258		40,659		5	1	242	—	—	5	236	73	5,671	79	264
4 cows	36	121	144	492	17,735	59,092	4	—	—	—	—	4	411	31	2,838	36	158
5 cows and over	42		257		40,137		9	3	12,745	1	75	8	595	37	5,326	40	201
Fannin																	
Total	1,376	1,235	1,908	1,768	822,635	751,147	150	81	41,380	4	424	116	11,862	1,311	185,197	1,351	1,991
None	xxx	xxx	xxx	xxx	xxx	xxx	xxx	xxx	xxx	xxx	xxx	xxx	xxx	xxx	xxx	42	53
1 cow	998	1,163	998	1,487	478,069	637,075	79	42	3,497	2	300	61	3,495	939	112,319	937	1,050
2 cows	303		606		234,846		43	19	2,614	2	124	37	4,189	298	54,132	297	595
3 cows	56		168		58,729		16	9	4,396	—	—	12	2,578	56	14,578	56	168
4 cows	8	69	32	244	11,101	104,422	3	2	2,163	—	—	2	460	7	1,350	8	34
5 to 9 cows	8		50		16,265		6	6	7,475	—	—	3	765	8	2,182	8	38
10 to 14 cows	—	3	—	37	—	9,650	—	—	—	—	—	—	—	—	—	—	—
15 cows and over	3		54		23,625		3	3	21,235	—	—	1	375	3	636	3	55
Fayette																	
Total	849	963	1,227	1,258	541,999	584,552	116	14	31,056	3	1,844	112	18,841	836	190,129	846	1,282
None	xxx	xxx	xxx	xxx	xxx	xxx	xxx	xxx	xxx	xxx	xxx	xxx	xxx	xxx	xxx	27	29
1 cow	598	935	598	1,103	283,141	515,774	57	8	715	1	50	55	4,806	589	106,353	571	619
2 cows	215		430		167,387		42	1	75	—	—	42	6,311	213	63,216	213	424
3 cows	17		51		18,840		7	—	—	—	—	7	1,078	17	7,077	17	67
4 cows	11	26	44	95	15,770	36,778	4	2	250	—	—	4	616	11	5,128	11	46
5 to 9 cows	4		22		10,361		2	1	5,116	1	1,170	—	—	2	1,150	3	15
10 cows and over	4	2	82	60	46,500	32,000	4	2	24,900	1	624	4	6,030	4	7,205	4	82
Floyd																	
Total	1,758	2,064	3,745	3,865	1,928,603	1,872,221	627	147	538,582	9	7,686	593	131,577	1,702	499,391	1,767	3,854
None	xxx	xxx	xxx	xxx	xxx	xxx	xxx	xxx	xxx	xxx	xxx	xxx	xxx	xxx	xxx	50	65
1 cow	1,067	1,874	1,067	2,375	591,006	1,115,412	229	30	1,983	1	200	222	20,806	1,036	213,345	1,030	1,150
2 cows	501		1,002		455,380		249	44	7,968	1	16	246	35,993	495	161,258	499	1,029
3 cows	94		282		123,785		62	19	5,274	—	—	57	11,537	91	42,382	93	300
4 cows	32	150	128	634	48,101	293,192	27	8	5,281	—	—	25	7,414	32	16,152	32	130
5 to 9 cows	26		151		60,645		22	9	12,740	—	—	21	11,320	25	17,047	25	124
10 to 14 cows	10	20	112	265	62,445	149,123	10	9	38,875	—	—	6	7,410	6	8,450	10	118
15 to 19 cows	5		81		49,687		5	5	43,300	1	1,300	3	1,240	4	1,505	5	92
20 to 29 cows	8	13	193	298	97,080	161,880	8	8	74,160	1	125	4	5,320	4	6,310	8	171
30 to 49 cows	10	6	379	213	198,300	99,365	10	10	152,665	2	1,130	6	15,025	6	16,665	10	377
50 cows and over	5	1	350	80	242,174	53,249	5	5	196,338	3	4,915	3	15,712	3	16,277	5	298
Forsyth																	
Total	1,826	1,896	2,290	2,379	1,170,303	1,235,891	1,368	7	6,013	1	60	1,367	167,432	1,814	429,361	1,818	2,368
None	xxx	xxx	xxx	xxx	xxx	xxx	xxx	xxx	xxx	xxx	xxx	xxx	xxx	xxx	xxx	33	34
1 cow	1,410	1,839	1,410	2,178	795,412	1,163,294	1,030	2	40	1	60	1,029	110,929	1,400	294,649	1,372	1,529
2 cows	388		776		331,576		313	2	150	—	—	313	50,556	386	121,830	385	705
3 cows	21		63		26,120		18	2	823	—	—	18	3,282	21	8,248	21	58
4 cows	3	57	12	201	5,600	72,597	3	—	—	—	—	3	1,250	3	2,158	3	12
5 to 9 cows	4		29		11,595		4	1	5,000	—	—	4	1,415	4	2,476	4	30
Franklin																	
Total	1,805	1,884	2,753	2,791	1,193,391	1,295,908	555	53	25,985	24	6,352	529	44,592	1,786	404,870	1,865	2,944
None	xxx	xxx	xxx	xxx	xxx	xxx	xxx	xxx	xxx	xxx	xxx	xxx	xxx	xxx	xxx	46	53
1 cow	1,074	1,745	1,074	2,245	526,030	1,076,917	254	20	1,559	3	155	249	14,086	1,058	186,762	1,063	1,247
2 cows	614		1,228		500,698		235	22	3,806	5	563	229	21,509	613	175,811	611	1,227
3 cows	83		249		96,518		43	5	945	8	2,874	38	6,657	83	32,267	82	235
4 cows	23	139	92	546	36,290	218,991	15	3	1,120	4	1,480	11	2,140	23	9,230	22	82
5 cows and over	11		110		33,855		8	3	18,555	4	1,280	2	200	9	2,800	11	100
Fulton																	
Total	2,238	2,722	5,389	6,273	3,138,172	3,126,883	1,252	248	1,352,201	6	2,881	1,150	265,110	2,157	678,241	2,237	5,918
None	xxx	xxx	xxx	xxx	xxx	xxx	xxx	xxx	xxx	xxx	xxx	xxx	xxx	xxx	xxx	65	121
1 cow	1,559	2,401	1,559	3,030	889,570	1,416,783	760	64	12,328	1	250	734	83,910	1,515	337,871	1,503	1,719
2 cows	480		980		491,507		310	63	21,569	—	—	290	60,382	472	179,428	473	951
3 cows	54		162		79,145		43	12	6,985	—	—	37	12,031	50	26,991	54	164
4 cows	24	224	96	1,003	43,090	456,874	20	10	6,465	—	—	18	9,126	24	15,334	24	99
5 to 9 cows	43		282		150,504		41	24	46,873	1	475	33	31,425	37	37,915	41	262
10 to 14 cows	19	45	228	619	124,945	316,236	19	17	88,115	—	—	6	9,260	11	10,743	19	230
15 to 19 cows	12		196		127,885		12	11	81,800	—	—	6	17,210	10	20,103	12	221
20 to 29 cows	20	30	491	702	295,010	391,240	20	20	240,440	—	—	13	18,516	19	22,086	19	527
30 to 49 cows	16	17	572	559	348,142	348,750	16	16	289,177	—	—	8	13,165	13	18,515	16	589
50 to 74 cows	8	4	471	270	310,174	170,000	8	8	281,649	3	1,661	5	8,085	6	9,255	8	493
75 to 99 cows	—	1	—	90	—	27,000	—	—	—	—	—	—	—	—	—	—	—
100 to 199 cows	3	—	372	—	278,200	—	3	3	277,000	1	495	—	—	—	—	3	542

TABLE 19.—COWS MILKED AND MILK PRODUCED, 1939 AND 1929; DAIRY PRODUCTS SOLD AND BUTTER CHURNED, 1939; AND COWS KEPT FOR MILK APR. 1, 1940; BY NUMBER OF COWS MILKED, BY COUNTIES—Continued

(For explanation and definitions, see text)

STATE OR COUNTY AND NUMBER OF COWS MILKED	COWS MILKED				MILK PRODUCED (GALLONS)		DAIRY PRODUCTS SOLD, 1939							BUTTER CHURNED ON FARMS, 1939		COWS KEPT MAINLY FOR MILK PRODUCTION, APR. 1, 1940	
	Farms reporting		Number					Whole milk sold		Cream sold		Butter sold					
	1939	1929	1939	1929	1939	1929	Farms reporting	Farms reporting	Gallons	Farms reporting	Pounds of butterfat	Farms reporting	Pounds	Farms reporting	Pounds	Farms reporting	Number
GEORGIA—Contd.																	
Gilmer																	
Total	1,056	1,062	1,442	1,431	577,094	665,942	111	25	13,950	1	20	107	9,696	1,030	130,203	1,043	1,523
None	xxx	xxx	xxx	xxx	xxx	xxx	xxx	xxx	xxx	xxx	xxx	xxx	xxx	xxx	xxx	21	22
1 cow	744	1,025	744	1,311	330,299	625,813	56	9	607	—	—	53	2,744	721	72,892	711	777
2 cows	269		538		185,407		38	12	810	—	—	37	2,981	266	44,045	268	554
3 cows	33		99		33,003		12	1	1,003	—	—	12	1,287	33	8,135	33	97
4 cows	6	37	24	120	6,945	40,129	3	1	1,400	—	—	3	544	6	1,741	6	21
5 cows and over	4		37		21,440		2	2	10,130	1	20	2	2,140	4	3,390	4	52
Glascock																	
Total	414	402	618	564	238,312	214,529	150	4	2,352	143	21,173	9	664	332	37,340	443	670
None	xxx	xxx	xxx	xxx	xxx	xxx	xxx	xxx	xxx	xxx	xxx	xxx	xxx	xxx	xxx	36	50
1 cow	264	377	264	442	120,050	175,259	74	—	—	73	8,256	3	204	209	19,826	260	286
2 cows	115		230		76,837		55	1	12	53	7,773	4	210	92	12,190	112	215
3 cows	24		72		23,005		12	1	40	11	2,869	1	50	22	3,585	24	71
4 cows	7	23	28	96	8,935	32,070	5	—	—	5	1,651	—	—	6	1,118	7	25
5 to 9 cows	4		24		9,485		4	2	2,300	1	624	1	200	3	621	4	23
10 to 14 cows	—	2	—	26	—	7,200	—	—	—	—	—	—	—	—	—	—	—
15 to 19 cows	—		—		—		—	—	—	—	—	—	—	—	—	—	—
Glynn																	
Total	106	86	463	356	244,626	193,943	19	12	171,740	5	4,100	12	1,720	54	7,337	111	483
None	xxx	xxx	xxx	xxx	xxx	xxx	xxx	xxx	xxx	xxx	xxx	xxx	xxx	xxx	xxx	7	7
1 cow	50	45	50	70	19,406	18,848	3	—	—	—	—	3	380	18	2,155	49	52
2 cows	24		48		15,487		4	1	100	—	—	4	299	15	2,215	23	45
3 cows	11		33		8,118		1	—	—	—	—	1	200	8	860	11	30
4 cows	6	27	24	120	4,881	15,390	—	—	—	—	—	—	—	4	303	6	21
5 to 9 cows	5		26		8,535		1	1	4,000	—	—	—	—	2	181	5	21
10 to 14 cows	3	8	37	105	21,030	36,705	3	3	19,815	—	—	1	10	1	40	3	45
15 to 19 cows	2		33		18,219		2	2	14,780	2	254	1	155	2	483	2	35
20 to 29 cows	2	2	42	51	21,500	29,600	2	2	20,420	1	80	—	—	2	124	2	43
30 cows and over	3	4	170	210	127,450	93,400	3	3	112,625	2	3,766	2	676	2	976	3	184
Gordon																	
Total	1,882	2,021	2,648	2,835	1,502,818	1,606,483	1,011	57	111,584	—	—	996	136,451	1,823	469,483	1,842	2,727
None	xxx	xxx	xxx	xxx	xxx	xxx	xxx	xxx	xxx	xxx	xxx	xxx	xxx	xxx	xxx	52	65
1 cow	1,413	1,927	1,413	2,424	858,376	1,403,948	665	22	3,351	—	—	654	63,052	1,369	289,892	1,334	1,468
2 cows	402		804		423,916		291	18	4,291	—	—	289	45,447	388	137,182	393	778
3 cows	36		108		51,346		27	3	1,412	—	—	27	8,299	36	17,796	33	96
4 cows	11	91	44	336	17,930	172,515	9	2	2,555	—	—	9	2,654	11	5,737	11	57
5 to 9 cows	14		91		55,855		13	7	16,225	—	—	13	11,479	14	13,336	13	85
10 to 14 cows	3	1	38	10	21,035	5,000	3	2	17,250	—	—	2	675	3	1,210	3	33
15 to 19 cows	—		—		—		—	—	—	—	—	—	—	—	—	—	—
20 cows and over	3	2	150	65	79,360	25,000	3	3	66,500	—	—	2	3,865	2	4,330	3	145
Grady																	
Total	1,420	1,330	2,491	2,422	681,725	593,215	217	33	25,839	11	2,903	188	21,452	1,242	138,501	1,449	2,857
None	xxx	xxx	xxx	xxx	xxx	xxx	xxx	xxx	xxx	xxx	xxx	xxx	xxx	xxx	xxx	53	86
1 cow	750	1,113	750	1,505	228,492	372,656	57	14	921	1	120	48	2,871	626	49,896	729	935
2 cows	457		914		241,355		97	9	1,572	1	60	89	9,309	420	55,769	455	1,019
3 cows	126		378		91,349		28	2	650	2	435	26	4,021	119	17,508	125	404
4 cows	59	213	236	754	56,435	157,883	24	5	1,205	4	771	18	2,276	54	10,416	59	234
5 to 9 cows	25		148		34,532		8	1	450	1	1,015	6	2,325	21	6,102	25	136
10 cows and over	3	4	65	163	29,552	62,676	3	2	21,041	2	502	1	650	2	810	3	43
Greene																	
Total	1,143	1,093	2,421	2,871	952,362	1,074,460	221	48	143,959	90	35,766	109	17,792	1,051	189,597	1,164	2,701
None	xxx	xxx	xxx	xxx	xxx	xxx	xxx	xxx	xxx	xxx	xxx	xxx	xxx	xxx	xxx	39	49
1 cow	664	863	664	1,123	280,457	383,641	50	9	1,389	13	790	33	1,695	625	82,046	649	810
2 cows	295		590		231,736		47	5	2,224	13	2,039	31	4,032	275	62,071	294	641
3 cows	83		249		83,017		49	4	1,315	24	5,169	27	4,024	77	19,881	83	281
4 cows	42	176	168	791	62,451	308,826	24	3	970	14	5,331	10	2,687	35	12,590	41	184
5 to 9 cows	34		204		65,847		26	9	6,901	17	6,746	3	1,164	21	5,697	33	202
10 to 14 cows	9	36	97	474	32,162	172,313	9	4	5,405	7	6,366	1	260	5	1,694	9	107
15 to 19 cows	4		63		31,020		4	3	12,300	—	—	2	2,230	4	2,615	4	68
20 to 29 cows	4	11	94	255	39,997	105,535	4	4	36,755	1	200	1	1,000	2	1,012	4	76
30 cows and over	8	7	292	228	125,875	104,145	8	7	76,700	1	9,125	1	700	7	1,991	8	283
Gwinnett																	
Total	2,840	3,002	4,316	4,375	2,165,555	2,069,882	1,366	84	248,493	3	5,535	1,357	211,806	2,803	749,921	2,855	4,784
None	xxx	xxx	xxx	xxx	xxx	xxx	xxx	xxx	xxx	xxx	xxx	xxx	xxx	xxx	xxx	81	119
1 cow	1,988	2,810	1,986	3,532	1,024,989	1,691,626	803	27	3,352	2	60	799	74,115	1,954	403,132	1,929	2,307
2 cows	701		1,402		608,752		427	33	4,751	—	—	425	60,170	699	230,432	693	1,414
3 cows	91		273		124,615		76	7	4,135	—	—	76	21,535	90	47,176	91	279
4 cows	21	178	84	656	35,355	278,271	19	—	—	—	—	19	6,765	21	12,207	21	79
5 to 9 cows	28		179		90,669		28	7	10,765	—	—	28	29,261	28	33,829	28	182
10 to 14 cows	4	13	45	157	22,480	79,985	4	2	8,920	—	—	4	5,465	4	6,050	4	49
15 to 19 cows	2		31		12,000		2	1	4,220	—	—	2	4,000	2	4,080	1	15
20 to 29 cows	2	—	54	—	38,335	—	2	2	27,250	—	—	2	4,970	2	5,260	2	50
30 cows and over	5	1	262	30	210,360	20,000	5	5	185,120	1	5,475	2	5,725	3	7,755	5	290

TABLE 19.—COWS MILKED AND MILK PRODUCED, 1939 AND 1929; DAIRY PRODUCTS SOLD AND BUTTER CHURNED, 1939; AND COWS KEPT FOR MILK APR. 1, 1940; BY NUMBER OF COWS MILKED, BY COUNTIES—Continued

(For explanation and definitions, see text)

STATE OR COUNTY AND NUMBER OF COWS MILKED	COWS MILKED				MILK PRODUCED (GALLONS)		DAIRY PRODUCTS SOLD, 1939							BUTTER CHURNED ON FARMS, 1939		COWS KEPT MAINLY FOR MILK PRODUCTION, APR. 1, 1940	
	Farms reporting		Number					Whole milk sold		Cream sold		Butter sold					
	1939	1929	1939	1929	1939	1929	Farms reporting	Farms reporting	Gallons	Farms reporting	Pounds of butterfat	Farms reporting	Pounds	Farms reporting	Pounds	Farms reporting	Number
GEORGIA—Contd.																	
Habersham																	
Total	1,226	992	1,923	1,504	924,256	663,623	180	62	103,080	8	5,685	160	23,532	1,192	236,283	1,225	2,016
None	xxx	xxx	xxx	xxx	xxx	xxx	xxx	xxx	xxx	xxx	xxx	xxx	xxx	xxx	xxx	20	21
1 cow	813	922	813	1,189	426,736	511,876	66	15	1,339	1	79	61	4,769	796	127,223	795	933
2 cows	337		674		282,652		68	23	3,553	3	390	65	8,000	327	81,048	335	662
3 cows	40		120		44,236		21	9	2,493	------	----------	18	2,856	39	10,726	39	114
4 cows	18	67	72	243	30,832	97,097	9	3	1,100	1	600	7	1,262	16	7,171	18	62
5 to 9 cows	7		47		18,395		5	3	4,705	------	----------	3	1,363	7	3,784	7	39
10 to 14 cows	5	1	62	16	33,705	9,000	5	4	21,765	1	156	4	3,682	5	4,731	5	54
15 to 19 cows	3		51		34,250		3	3	29,750	------	----------	1	600	1	600	3	54
20 cows and over	3	2	84	56	53,450	45,650	3	2	38,375	2	4,460	1	1,000	1	1,000	3	77
Hall																	
Total	1,914	2,260	3,087	3,245	1,634,395	1,438,241	610	157	278,399	24	7,742	574	83,312	1,851	398,285	2,031	3,474
None	xxx	xxx	xxx	xxx	xxx	xxx	xxx	xxx	xxx	xxx	xxx	xxx	xxx	xxx	xxx	181	258
1 cow	1,368	2,142	1,368	2,683	759,181	1,223,438	351	57	4,143	8	855	335	21,223	1,321	213,257	1,315	1,537
2 cows	452		904		408,878		182	48	8,336	8	1,485	171	19,631	441	122,931	443	885
3 cows	47		141		68,460		33	17	10,798	1	15	31	8,110	46	20,080	46	132
4 cows	14	109	56	395	27,950	148,363	12	7	6,815	1	200	12	4,455	13	6,715	14	51
5 to 9 cows	10		61		36,835		9	7	17,417	1	1,250	7	3,285	9	5,122	10	60
10 to 14 cows	13	6	148	82	96,436	27,125	13	11	47,130	2	1,095	11	11,730	12	13,505	12	147
15 to 19 cows	6		98		64,385		6	6	41,260	1	17	5	6,628	6	7,010	6	80
20 to 29 cows	1	2	24	50	17,520	22,315	1	1	10,000	1	1,000	-----	-------	1	365	1	45
30 to 49 cows	------	1	------	35	----------	17,000	------	------	----------	------	----------	------	-------	------	----------	------	----------
50 cows and over	3	------	287	------	154,750	----------	3	3	132,500	1	1,825	2	8,250	2	9,300	3	279
Hancock																	
Total	1,208	923	2,183	2,138	677,713	636,074	124	15	30,245	48	20,999	74	10,450	1,055	140,665	1,164	2,439
None	xxx	xxx	xxx	xxx	xxx	xxx	xxx	xxx	xxx	xxx	xxx	xxx	xxx	xxx	xxx	42	54
1 cow	726	734	726	929	234,198	265,598	20	2	197	2	126	16	782	618	59,067	667	836
2 cows	322		644		199,337		39	6	1,350	13	2,354	25	2,149	292	46,184	301	674
3 cows	80		240		68,569		20	3	1,340	6	560	14	1,688	77	15,573	77	251
4 cows	37	165	148	732	41,227	234,346	14	-----	----------	9	1,625	7	1,140	34	8,153	35	169
5 to 9 cows	28		181		53,732		17	3	1,808	7	4,660	10	3,791	25	8,244	27	207
10 to 14 cows	11	24	110	477	29,650	136,130	10	-----	----------	8	4,880	2	900	8	3,144	11	113
15 cows and over	4		134		51,000		4	1	25,550	3	6,794	-----	-------	1	300	4	135
Haralson																	
Total	1,342	1,435	1,869	2,018	917,221	877,151	371	43	36,259	2	433	366	42,262	1,321	326,076	1,340	1,895
None	xxx	xxx	xxx	xxx	xxx	xxx	xxx	xxx	xxx	xxx	xxx	xxx	xxx	xxx	xxx	29	36
1 cow	963	1,366	963	1,681	517,863	749,112	216	18	2,364	------	----------	214	14,901	945	194,562	935	1,022
2 cows	315		630		257,380		117	10	1,610	1	100	116	13,093	314	97,356	312	579
3 cows	39		117		45,985		18	2	650	------	----------	18	2,753	39	15,420	39	113
4 cows	13	64	52	270	24,963	104,239	10	5	3,800	1	333	9	3,055	13	8,305	13	39
5 to 9 cows	9		51		26,669		7	5	3,780	------	----------	6	2,480	7	3,744	9	53
10 cows and over	3	5	56	67	44,361	23,800	3	3	24,055	------	----------	3	6,000	3	6,699	3	53
Harris																	
Total	925	925	2,265	2,069	878,711	706,447	134	50	301,042	13	4,451	105	39,041	892	172,853	929	2,734
None	xxx	xxx	xxx	xxx	xxx	xxx	xxx	xxx	xxx	xxx	xxx	xxx	xxx	xxx	xxx	40	76
1 cow	463	737	463	1,013	167,579	315,206	30	11	1,658	------	----------	23	2,038	448	47,533	444	541
2 cows	300		600		181,449		40	7	1,689	3	180	38	4,691	292	55,923	287	705
3 cows	77		231		65,000		15	4	1,020	2	410	12	1,923	76	19,422	76	279
4 cows	37	162	148	652	39,372	202,311	14	3	832	4	1,110	10	1,660	36	11,658	36	198
5 to 9 cows	26		156		54,685		13	4	1,241	2	1,751	11	4,766	25	12,430	24	168
10 to 14 cows	7	23	82	284	28,950	117,830	7	6	9,977	2	1,000	3	4,276	4	4,682	7	90
15 to 19 cows	5		78		39,800		5	5	36,400	------	----------	1	730	3	1,370	5	113
20 to 29 cows	3	------	62	------	38,100	----------	3	3	22,300	------	----------	2	4,600	2	4,600	3	90
30 to 49 cows	4	2	158	70	97,375	51,100	4	4	76,925	------	----------	3	9,855	4	10,235	4	176
50 cows and over	3	1	287	50	166,401	20,000	3	3	149,000	------	----------	2	4,500	2	5,000	3	298
Hart																	
Total	1,920	1,744	2,808	2,465	1,294,221	1,084,200	476	33	57,621	46	14,035	425	50,404	1,830	435,029	1,805	2,852
None	xxx	xxx	xxx	xxx	xxx	xxx	xxx	xxx	xxx	xxx	xxx	xxx	xxx	xxx	xxx	26	32
1 cow	1,300	1,648	1,300	2,053	851,999	931,375	231	11	632	9	900	220	15,352	1,234	237,272	1,185	1,343
2 cows	511		1,022		427,044		176	10	2,134	17	2,186	159	19,982	500	152,859	487	991
3 cows	73		219		94,393		44	3	1,180	9	2,015	38	9,196	69	31,088	73	229
4 cows	16	90	64	327	25,960	136,315	9	2	400	4	3,535	5	2,274	12	6,805	15	66
5 to 9 cows	14		77		32,050		10	2	2,000	5	2,419	5	3,600	12	6,641	13	65
10 to 14 cows	2	6	23	85	9,475	16,510	2	2	5,775	1	1,000	-----	-------	1	104	2	27
15 cows and over	4		103		53,300		4	3	45,500	1	2,000	-----	-------	2	260	4	99
Heard																	
Total	1,100	1,300	1,607	1,820	640,209	837,100	460	6	1,117	3	251	458	41,953	1,073	204,463	1,057	1,751
None	xxx	xxx	xxx	xxx	xxx	xxx	xxx	xxx	xxx	xxx	xxx	xxx	xxx	xxx	xxx	29	46
1 cow	715	1,226	715	1,540	316,757	719,552	263	1	200	------	----------	263	16,792	698	104,978	664	784
2 cows	308		616		217,854		153	4	187	1	75	152	15,461	300	71,503	291	647
3 cows	49		147		56,495		25	-----	----------	------	----------	25	4,391	47	14,885	46	155
4 cows	17	72	68	259	27,978	109,793	11	-----	----------	2	176	10	2,228	17	6,627	16	61
5 to 9 cows	11		61		21,125		8	1	730	------	----------	8	3,081	11	6,470	11	58
10 to 14 cows	------	2	------	21	----------	7,755	------	------	----------	------	----------	------	-------	------	----------	------	----------
15 to 19 cows	------		------		----------		------	------	----------	------	----------	------	-------	------	----------	------	----------

TABLE 19.—COWS MILKED AND MILK PRODUCED, 1939 AND 1929; DAIRY PRODUCTS SOLD AND BUTTER CHURNED, 1939; AND COWS KEPT FOR MILK APR. 1, 1940; BY NUMBER OF COWS MILKED, BY COUNTIES—Continued

(For explanation and definitions, see text)

STATE OR COUNTY AND NUMBER OF COWS MILKED	COWS MILKED				MILK PRODUCED (GALLONS)		DAIRY PRODUCTS SOLD, 1939							BUTTER CHURNED ON FARMS, 1939		COWS KEPT MAINLY FOR MILK PRODUCTION, APR. 1, 1940	
	Farms reporting		Number					Whole milk sold		Cream sold		Butter sold					
	1939	1929	1939	1929	1939	1929	Farms reporting	Farms reporting	Gallons	Farms reporting	Pounds of butterfat	Farms reporting	Pounds	Farms reporting	Pounds	Farms reporting	Number
GEORGIA—Contd.																	
Henry																	
Total	1,292	1,308	2,169	2,013	943,812	877,923	346	50	172,732	3	1,276	324	54,920	1,264	302,694	1,308	2,409
None	xxx	xxx	xxx	xxx	xxx	xxx	xxx	xxx	xxx	xxx	xxx	xxx	xxx	xxx	xxx	39	41
1 cow	890	1,240	890	1,485	414,653	648,508	169	7	362	———	———	169	14,670	874	166,743	870	967
2 cows	320		640		250,914		118	11	1,738	———	———	116	15,648	316	93,516	317	702
3 cows	36		108		35,572		18	3	1,847	1	114	16	4,179	36	13,588	36	100
4 cows	11	46	44	200	15,420	83,819	7	1	1,200	———	———	6	2,061	11	5,262	11	43
5 to 9 cows	14		98		41,248		13	7	20,042	1	432	9	5,632	12	9,090	14	95
10 to 14 cows	6	19	66	253	25,605	121,526	6	6	11,923	———	———	3	3,320	5	4,035	6	75
15 to 19 cows	9		147		61,355		9	9	45,455	———	———	4	7,220	6	8,020	9	157
20 to 29 cows	3	2	71	45	36,645	15,070	3	3	28,415	1	730	1	2,190	2	2,290	3	74
30 to 49 cows	3	1	105	30	62,400	9,000	3	3	61,750	———	———	———	———	2	150	3	155
Houston																	
Total	676	617	1,229	958	511,887	368,087	124	24	86,901	15	6,026	102	9,996	655	114,873	688	1,500
None	xxx	xxx	xxx	xxx	xxx	xxx	xxx	xxx	xxx	xxx	xxx	xxx	xxx	xxx	xxx	39	42
1 cow	433	565	433	663	185,225	260,647	45	5	185	———	———	45	2,408	428	54,399	411	494
2 cows	167		334		124,262		39	4	790	3	728	34	3,591	163	36,082	163	424
3 cows	30		90		34,240		14	5	875	3	510	11	1,977	28	11,054	29	92
4 cows	24	50	96	193	37,573	71,540	10	1	914	5	2,780	6	912	22	8,460	24	96
5 to 9 cows	12		65		24,259		7	2	1,182	3	1,330	4	808	10	3,562	12	75
10 to 14 cows	3		32		12,125		2	1	3,000	———	———	2	300	3	1,066	3	45
15 to 19 cows	2		31		21,680		2	2	17,680	———	———	———	———	1	250	2	54
20 cows and over	5	4	148	102	72,525	35,900	5	4	62,275	1	680	———	———	———	———	5	178
Irwin																	
Total	982	774	1,974	1,648	578,649	555,394	153	8	12,080	80	10,779	82	9,151	798	113,646	1,087	2,503
None	xxx	xxx	xxx	xxx	xxx	xxx	xxx	xxx	xxx	xxx	xxx	xxx	xxx	xxx	xxx	123	220
1 cow	442	600	442	823	159,230	285,943	21	———	———	12	715	9	505	327	28,693	430	601
2 cows	301		602		186,307		43	1	800	24	3,035	24	2,569	264	40,341	296	688
3 cows	133		399		110,884		36	4	1,900	15	1,290	20	2,401	114	23,247	132	436
4 cows	58	164	232	686	47,335	215,166	23	———	———	9	1,340	14	1,531	50	10,420	58	250
5 to 9 cows	43		247		53,298		25	2	5,100	17	5,615	11	945	38	8,855	43	239
10 to 14 cows	5	8	52	96	21,595	33,485	5	1	4,280	3	784	4	1,200	5	2,090	5	69
15 to 19 cows	———		———		———		———	———	———	———	———	———	———	———	———	———	———
20 to 29 cows	———	2	———	43	———	20,800	———	———	———	———	———	———	———	———	———	———	———
Jackson																	
Total	1,738	1,945	2,587	2,692	1,160,450	1,304,526	454	80	65,976	13	6,980	429	50,513	1,640	354,097	1,631	2,560
None	xxx	xxx	xxx	xxx	xxx	xxx	xxx	xxx	xxx	xxx	xxx	xxx	xxx	xxx	xxx	72	84
1 cow	1,183	1,853	1,183	2,290	574,380	1,118,609	204	26	3,048	1	240	197	13,108	1,108	188,194	1,055	1,227
2 cows	432		864		345,427		170	30	4,224	4	850	162	18,250	417	115,209	391	768
3 cows	74		222		93,158		43	9	5,840	———	———	42	9,293	72	28,900	65	179
4 cows	25	87	100	318	39,085	142,317	15	4	1,850	3	900	14	3,557	22	9,619	25	110
5 to 9 cows	18		109		44,670		16	7	13,100	3	3,010	10	3,345	16	8,225	18	92
10 cows and over	6	5	109	84	63,730	43,600	6	4	39,914	2	1,980	4	2,960	5	3,950	5	100
Jasper																	
Total	630	782	2,019	3,086	851,320	1,296,572	172	50	375,287	39	36,028	87	12,251	583	113,895	648	2,360
None	xxx	xxx	xxx	xxx	xxx	xxx	xxx	xxx	xxx	xxx	xxx	xxx	xxx	xxx	xxx	29	42
1 cow	323	571	323	731	130,887	275,285	31	———	———	1	25	30	2,682	308	46,405	316	408
2 cows	177		354		127,268		41	3	1,300	3	725	36	3,864	173	42,759	174	386
3 cows	32		96		31,750		15	1	1,200	4	937	11	1,605	30	7,492	32	124
4 cows	21	112	84	567	39,220	234,467	13	2	2,000	7	3,765	4	2,030	19	5,915	21	91
5 to 9 cows	35		232		99,317		30	11	37,403	16	14,566	4	1,870	31	6,649	34	236
10 to 14 cows	24	68	274	898	141,180	429,945	24	17	98,366	6	10,210	1	100	15	3,538	24	316
15 to 19 cows	1		17		5,700		1	1	5,425	———	———	———	———	1	50	1	17
20 to 29 cows	8	21	176	466	89,350	192,650	8	6	64,450	2	5,800	———	———	5	907	8	187
30 to 49 cows	6	7	198	236	79,430	91,175	6	6	77,925	———	———	1	100	1	180	6	213
50 cows and over	3	3	265	190	87,218	73,050	3	3	87,218	———	———	———	———	———	———	3	340
Jeff Davis																	
Total	692	588	1,354	1,338	316,941	301,860	40	3	17,390	4	2,136	36	2,840	605	50,765	706	1,448
None	xxx	xxx	xxx	xxx	xxx	xxx	xxx	xxx	xxx	xxx	xxx	xxx	xxx	xxx	xxx	55	69
1 cow	307	424	307	583	91,173	161,710	7	———	———	———	———	7	214	246	14,024	275	372
2 cows	246		492		110,106		10	———	———	1	32	9	414	226	19,628	239	493
3 cows	74		222		41,403		7	1	100	1	104	6	414	69	7,942	72	208
4 cows	34	164	136	755	23,484	140,150	3	———	———	———	———	3	205	33	3,911	34	116
5 cows and over	31		197		50,775		13	2	17,290	2	2,000	11	1,593	31	5,260	31	190
Jefferson																	
Total	1,291	1,085	2,012	1,539	951,643	595,935	433	20	21,848	344	61,859	104	13,504	1,116	123,544	1,336	2,245
None	xxx	xxx	xxx	xxx	xxx	xxx	xxx	xxx	xxx	xxx	xxx	xxx	xxx	xxx	xxx	70	86
1 cow	874	1,010	874	1,176	445,181	463,658	204	5	215	169	14,774	38	2,017	736	65,263	856	957
2 cows	295		590		259,543		142	6	438	105	16,844	43	4,513	274	35,871	291	639
3 cows	60		180		77,717		40	2	895	31	5,585	12	1,726	57	9,154	58	181
4 cows	27	70	108	263	45,110	84,395	17	1	1,800	12	4,687	4	1,570	20	4,391	27	115
5 to 9 cows	28		162		71,692		23	2	2,500	21	11,859	5	1,428	23	5,890	27	169
10 to 14 cows	4	4	47	46	25,400	26,000	4	3	9,000	3	2,310	1	1,500	3	1,950	4	47
15 to 19 cows	3		51		27,000		3	1	7,000	3	5,800	1	750	3	1,025	3	51
20 to 29 cows	———	———	———	———	———	———	———	———	———	———	———	———	———	———	———	———	———
30 to 49 cows	———	———	———	———	———	———	———	———	———	———	———	———	———	———	———	———	———
50 to 74 cows	———	1	———	54	———	21,882	———	———	———	———	———	———	———	———	———	———	———

TABLE 19.—COWS MILKED AND MILK PRODUCED, 1939 AND 1929; DAIRY PRODUCTS SOLD AND BUTTER CHURNED, 1939; AND COWS KEPT FOR MILK APR. 1, 1940; BY NUMBER OF COWS MILKED, BY COUNTIES—Continued

(For explanation and definitions, see text)

STATE OR COUNTY AND NUMBER OF COWS MILKED	COWS MILKED				MILK PRODUCED (GALLONS)		DAIRY PRODUCTS SOLD, 1939							BUTTER CHURNED ON FARMS, 1939		COWS KEPT MAINLY FOR MILK PRODUCTION, APR. 1, 1940	
	Farms reporting		Number					Whole milk sold		Cream sold		Butter sold					
	1939	1929	1939	1929	1939	1929	Farms reporting	Farms reporting	Gallons	Farms reporting	Pounds of butterfat	Farms reporting	Pounds	Farms reporting	Pounds	Farms reporting	Number
GEORGIA—Contd.																	
Jenkins																	
Total	771	591	1,370	919	468,601	302,863	52	12	26,710	23	10,791	27	2,140	622	61,520	780	1,567
None	xxx	xxx	xxx	xxx	xxx	xxx	xxx	xxx	xxx	xxx	xxx	xxx	xxx	xxx	xxx	33	39
1 cow	466	530	466	657	171,399	208,917	8	2	85	3	554	5	413	359	25,622	448	529
2 cows	185		370		127,271		12	3	305	4	1,500	8	742	160	18,978	181	419
3 cows	64		192		54,885		12	———	———	6	2,472	7	485	58	8,208	62	189
4 cows	25	59	100	216	27,801	67,376	5	1	120	2	1,300	2	100	21	3,506	25	97
5 to 9 cows	24		136		42,585		8	1	1,000	4	1,215	4	300	19	4,228	24	147
10 to 14 cows	3	2	30	46	8,085	26,570	3	2	2,000	1	1,040	———	———	3	520	3	37
15 cows and over	4		76		36,575		4	3	23,200	3	2,710	1	100	2	458	4	110
Johnson																	
Total	973	682	1,707	1,273	557,821	397,342	128	45	39,695	65	6,264	45	6,338	617	79,392	954	1,898
None	xxx	xxx	xxx	xxx	xxx	xxx	xxx	xxx	xxx	xxx	xxx	xxx	xxx	xxx	xxx	16	26
1 cow	569	602	569	736	205,407	226,769	31	11	865	12	654	14	975	470	32,320	550	624
2 cows	282		564		169,744		49	13	1,525	27	2,504	15	1,308	247	29,077	271	565
3 cows	65		195		54,650		26	8	2,575	15	1,730	8	485	56	7,601	61	195
4 cows	28	72	112	285	36,020	87,457	9	3	5,100	7	926	1	20	25	4,422	27	110
5 to 9 cows	20		122		40,120		4	2	1,830	1	400	3	1,250	12	2,420	20	127
10 to 14 cows	5	8	55	252	20,480	83,136	5	2	4,700	1	50	3	2,100	4	3,002	5	56
15 cows and over	4		90		31,400		4	4	23,100	———	———	1	200	3	550	4	195
Jones																	
Total	547	628	1,764	1,939	706,568	767,081	165	36	254,529	21	13,450	124	21,209	515	102,784	556	2,021
None	xxx	xxx	xxx	xxx	xxx	xxx	xxx	xxx	xxx	xxx	xxx	xxx	xxx	xxx	xxx	32	70
1 cow	216	448	218	626	90,572	208,290	28	2	206	1	40	27	1,857	206	24,848	205	295
2 cows	158		316		111,072		36	1	30	1	108	35	3,524	153	28,660	152	365
3 cows	65		195		60,080		27	5	2,340	———	———	24	2,272	62	13,292	65	227
4 cows	35	141	140	607	43,485	219,816	14	———	———	3	1,000	11	1,357	34	9,425	33	138
5 to 9 cows	41		257		75,355		30	4	4,910	11	8,022	18	4,786	39	13,492	40	257
10 to 14 cows	12	27	153	360	69,720	167,440	12	6	35,573	5	4,280	3	2,400	9	4,866	12	154
15 to 19 cows	———		———		———		———	———	———	———	———	———	———	———	———	———	———
20 to 29 cows	10	5	232	107	124,689	52,285	10	10	95,835	———	———	2	1,988	6	4,255	10	230
30 to 49 cows	8	7	255	239	131,595	119,250	8	8	115,635	———	———	4	3,025	6	3,946	7	285
Lamar																	
Total	562	577	1,214	1,454	506,260	588,792	186	59	139,026	2	292	168	26,486	541	123,571	576	1,418
None	xxx	xxx	xxx	xxx	xxx	xxx	xxx	xxx	xxx	xxx	xxx	xxx	xxx	xxx	xxx	22	47
1 cow	314	457	314	609	147,283	258,516	60	7	428	———	———	60	4,854	306	51,348	307	347
2 cows	165		330		125,727		59	17	3,366	———	———	57	7,314	159	41,841	165	360
3 cows	54		102		35,255		24	8	1,883	———	———	23	4,496	34	11,750	33	118
4 cows	12	95	48	424	20,680	163,926	10	4	4,300	———	———	10	2,025	11	4,736	12	56
5 to 9 cows	22		134		46,651		18	9	16,195	———	———	14	4,692	18	8,999	22	154
10 to 14 cows	8	17	96	232	40,330	92,865	8	7	29,200	2	292	3	2,010	6	2,929	8	108
15 to 19 cows	2		35		17,559		2	2	13,544	———	———	1	1,095	2	1,312	2	36
20 to 29 cows	2	6	45	129	23,825	46,985	2	2	23,025	———	———	———	———	2	100	2	45
30 to 49 cows	3	2	110	60	48,950	26,500	3	3	47,085	———	———	———	———	3	556	3	147
Lanier																	
Total	333	328	585	687	175,209	97,430	38	10	1,588	1	100	35	3,351	146	14,329	308	545
None	xxx	xxx	xxx	xxx	xxx	xxx	xxx	xxx	xxx	xxx	xxx	xxx	xxx	xxx	xxx	11	16
1 cow	176	228	176	317	63,468	55,195	5	1	110	———	———	5	361	60	4,692	152	183
2 cows	97		194		57,975		14	3	550	1	100	14	1,071	49	4,565	90	172
3 cows	37		111		32,416		10	4	745	———	———	8	762	20	2,455	35	101
4 cows	15	100	60	370	12,945	42,235	4	———	———	———	———	4	352	11	1,245	13	43
5 to 9 cows	8		44		8,405		5	2	183	———	———	4	805	6	1,372	7	30
Laurens																	
Total	2,462	1,800	4,473	3,345	1,671,556	1,062,656	393	89	179,958	193	40,010	165	21,495	1,970	245,256	2,569	5,064
None	xxx	xxx	xxx	xxx	xxx	xxx	xxx	xxx	xxx	xxx	xxx	xxx	xxx	xxx	xxx	139	195
1 cow	1,480	1,570	1,480	1,961	621,358	598,313	122	15	906	59	4,127	59	2,784	1,161	105,818	1,454	1,696
2 cows	695		1,390		492,812		126	26	4,508	59	7,413	55	4,173	563	82,513	692	1,486
3 cows	152		456		150,348		57	12	2,782	29	6,066	22	2,075	138	23,206	151	464
4 cows	55	205	220	870	68,248	291,732	30	8	2,505	15	3,049	13	2,352	47	11,366	54	219
5 to 9 cows	60		364		112,910		38	13	14,007	22	8,730	11	4,141	50	14,561	59	418
10 to 14 cows	8	19	90	231	35,770	91,736	8	6	11,600	4	2,450	2	2,500	5	3,787	8	90
15 to 19 cows	2		30		10,380		2	1	4,000	2	2,065	1	50	2	260	2	29
20 to 29 cows	4	4	93	88	35,605	44,875	4	2	15,400	1	3,900	1	2,000	1	2,000	4	93
30 cows and over	6	2	350	195	144,125	36,000	6	6	124,250	2	2,210	1	1,440	3	1,745	6	372
Lee																	
Total	493	492	1,010	913	393,610	375,175	29	6	162,760	8	4,170	21	4,355	463	43,236	546	1,253
None	xxx	xxx	xxx	xxx	xxx	xxx	xxx	xxx	xxx	xxx	xxx	xxx	xxx	xxx	xxx	74	118
1 cow	346	438	346	518	100,065	198,988	7	———	———	———	———	7	720	326	18,811	328	371
2 cows	102		204		59,235		3	———	———	———	———	3	965	100	12,360	102	237
3 cows	19		57		18,040		8	1	50	3	255	6	605	19	4,525	18	65
4 cows	13	49	52	187	13,960	68,587	4	———	———	1	110	3	965	9	2,690	11	47
5 to 9 cows	7		44		15,000		1	———	———	———	———	1	400	6	2,900	7	49
10 to 14 cows	2	3	20	37	7,400	11,900	2	1	800	1	1,250	1	700	1	850	2	19
15 to 19 cows	———	———	———	———	———	———	———	———	———	———	———	———	———	———	———	———	———
20 to 29 cows	———	———	———	———	———	———	———	———	———	———	———	———	———	———	———	———	———
30 cows and over	4	2	287	171	179,910	95,700	4	4	161,910	1	2,555	———	———	2	1,100	4	349

TABLE 19.—COWS MILKED AND MILK PRODUCED, 1939 AND 1929; DAIRY PRODUCTS SOLD AND BUTTER CHURNED, 1939; AND COWS KEPT FOR MILK APR. 1, 1940; BY NUMBER OF COWS MILKED, BY COUNTIES—Continued

(For explanation and definitions, see text)

STATE OR COUNTY AND NUMBER OF COWS MILKED	COWS MILKED				MILK PRODUCED (GALLONS)		DAIRY PRODUCTS SOLD, 1939							BUTTER CHURNED ON FARMS, 1939		COWS KEPT MAINLY FOR MILK PRODUCTION, APR. 1, 1940	
	Farms reporting		Number					Whole milk sold		Cream sold		Butter sold					
	1939	1929	1939	1929	1939	1929	Farms reporting	Farms reporting	Gallons	Farms reporting	Pounds of butterfat	Farms reporting	Pounds	Farms reporting	Pounds	Farms reporting	Number
GEORGIA—Contd.																	
Liberty																	
Total	489	649	984	1,517	106,344	219,512	19	9	1,016	———	———	13	670	250	9,503	572	1,204
None	xxx	xxx	xxx	xxx	xxx	xxx	xxx	xxx	xxx	xxx	xxx	xxx	xxx	xxx	xxx	86	153
1 cow	218	448	218	636	33,455	108,957	7	5	432	———	———	3	240	100	3,662	216	278
2 cows	155		310		40,473		4	———	———	———	———	4	95	78	3,046	154	336
3 cows	63		189		17,175		3	2	288	———	———	2	110	37	1,497	63	173
4 cows	21	190	84	742	5,406	90,715	1	———	———	———	———	1	50	13	353	21	74
5 to 9 cows	32		183		9,835		4	2	296	———	———	3	175	22	945	32	190
10 to 14 cows	———	11	———	139	———	21,840	———	———	———	———	———	———	———	———	———	———	———
15 to 19 cows	———		———		———		———	———	———	———	———	———	———	———	———	———	———
Lincoln																	
Total	772	861	1,548	1,801	629,175	617,180	231	15	3,954	126	30,014	135	14,376	727	114,409	778	1,712
None	xxx	xxx	xxx	xxx	xxx	xxx	xxx	xxx	xxx	xxx	xxx	xxx	xxx	xxx	xxx	12	16
1 cow	364	681	364	906	160,243	296,675	39	4	544	12	832	28	1,398	340	33,532	360	425
2 cows	251		502		196,244		93	5	1,610	47	5,701	57	4,853	240	42,114	251	532
3 cows	85		255		106,370		44	2	700	27	5,205	24	2,898	82	18,389	85	280
4 cows	30	165	120	696	47,390	248,360	22	2	50	15	3,150	12	1,252	27	6,409	29	130
5 to 9 cows	34		214		84,998		25	1	50	18	8,123	12	2,335	30	10,382	33	219
10 cows and over	8	15	93	199	33,930	72,145	8	1	1,000	7	7,003	2	1,640	8	3,583	8	110
Long																	
Total	235	254	422	629	60,706	88,084	8	2	640	———	———	7	1,005	89	5,814	208	354
None	xxx	xxx	xxx	xxx	xxx	xxx	xxx	xxx	xxx	xxx	xxx	xxx	xxx	xxx	xxx	8	20
1 cow	125	172	125	251	24,592	50,937	2	———	———	———	———	2	65	47	1,893	114	125
2 cows	67		134		19,309		4	1	40	———	———	3	315	21	1,919	54	101
3 cows	24		72		8,055		2	1	600	———	———	2	625	11	1,251	15	47
4 cows	10	77	40	319	5,080	32,677	———	———	———	———	———	———	———	7	528	9	29
5 to 9 cows	9		51		3,690		———	———	———	———	———	———	———	3	223	8	32
10 to 14 cows	———	5	———	59	———	4,470	———	———	———	———	———	———	———	———	———	———	———
15 to 19 cows	———		———		———		———	———	———	———	———	———	———	———	———	———	———
Lowndes																	
Total	1,242	1,026	2,775	2,405	715,123	543,117	134	55	208,367	3	3,272	95	12,800	938	74,035	1,294	3,368
None	xxx	xxx	xxx	xxx	xxx	xxx	xxx	xxx	xxx	xxx	xxx	xxx	xxx	xxx	xxx	83	153
1 cow	597	801	597	1,123	161,971	244,794	36	12	1,742	———	———	26	1,819	411	22,057	583	790
2 cows	415		830		180,698		55	20	3,410	———	———	39	2,809	334	25,485	405	1,020
3 cows	114		342		58,376		10	4	820	———	———	7	1,241	92	8,935	110	350
4 cows	55	210	220	867	34,786	145,078	12	3	520	———	———	11	1,279	50	6,324	54	225
5 to 9 cows	49		293		43,465		10	5	5,150	———	———	6	1,402	44	5,989	48	273
10 to 14 cows	2	8	22	85	7,800	17,795	1	1	7,000	———	———	———	———	1	25	1	10
15 to 19 cows	———		———		———		———	———	———	———	———	———	———	———	———	———	———
20 to 29 cows	3	4	70	95	28,225	51,500	3	3	22,300	1	300	2	1,500	2	1,930	3	60
30 to 49 cows	4	1	134	45	70,775	32,850	4	4	65,425	———	———	2	1,150	2	1,490	4	167
50 cows and over	3	2	267	190	129,025	51,100	3	3	102,000	2	2,972	2	1,600	2	1,800	3	320
Lumpkin																	
Total	753	616	962	796	466,159	283,573	55	12	17,720	———	———	49	3,698	741	128,231	730	1,018
None	xxx	xxx	xxx	xxx	xxx	xxx	xxx	xxx	xxx	xxx	xxx	xxx	xxx	xxx	xxx	6	6
1 cow	589	602	589	736	306,755	267,493	40	8	530	———	———	36	2,319	578	86,926	561	633
2 cows	149		298		127,124		13	2	190	———	———	12	1,179	149	36,580	148	306
3 cows	7		21		6,350		———	———	———	———	———	———	———	7	2,015	7	17
4 cows	5	14	20	60	6,180	16,080	———	———	———	———	———	———	———	5	1,910	5	21
5 cows and over	3		34		19,750		2	2	17,000	———	———	1	200	2	800	3	35
McDuffie																	
Total	750	622	1,372	1,174	462,380	370,102	144	14	26,267	66	11,596	86	17,407	703	112,387	753	1,651
None	xxx	xxx	xxx	xxx	xxx	xxx	xxx	xxx	xxx	xxx	xxx	xxx	xxx	xxx	xxx	17	19
1 cow	429	542	429	697	157,850	226,007	30	1	4	11	961	22	2,020	400	43,543	419	518
2 cows	216		432		132,776		55	1	400	26	3,125	31	3,149	204	35,239	214	485
3 cows	54		162		48,296		23	2	900	12	1,246	15	2,063	52	12,319	52	176
4 cows	20	70	80	307	26,525	86,105	9	———	———	2	110	7	2,685	19	7,722	20	91
5 to 9 cows	21		126		47,818		19	6	5,163	11	2,662	8	4,570	20	8,739	21	188
10 to 14 cows	7	10	75	170	24,615	57,990	5	3	9,300	3	2,920	2	920	6	2,260	7	88
15 cows and over	3		68		24,500		3	1	10,500	1	572	1	2,000	2	2,565	3	86
McIntosh																	
Total	29	111	51	255	7,767	38,494	5	3	1,182	2	20	———	———	5	243	35	81
None	xxx	xxx	xxx	xxx	xxx	xxx	xxx	xxx	xxx	xxx	xxx	xxx	xxx	xxx	xxx	6	17
1 cow	20	61	20	97	3,775	17,204	2	———	———	2	20	———	———	3	188	20	33
2 cows	6		12		1,697		2	2	87	———	———	———	———	2	55	6	12
3 cows and over	3	30	19	158	2,095	21,290	1	1	1,095	———	———	———	———	———	———	3	19
Macon																	
Total	954	780	1,568	1,367	633,117	543,623	154	34	27,320	48	13,534	113	17,442	910	169,668	964	1,867
None	xxx	xxx	xxx	xxx	xxx	xxx	xxx	xxx	xxx	xxx	xxx	xxx	xxx	xxx	xxx	28	47
1 cow	631	697	631	841	276,955	336,392	57	10	1,260	14	1,116	45	2,824	606	85,960	615	738
2 cows	231		462		179,363		50	11	1,969	12	1,334	35	3,470	221	51,610	229	519
3 cows	48		144		46,153		16	3	287	7	790	13	1,461	46	13,243	48	173
4 cows	22	72	88	310	33,885	122,731	15	3	300	5	860	9	3,688	21	8,243	22	107
5 to 9 cows	14		82		28,429		11	5	6,484	6	1,900	7	1,379	11	4,536	14	93
10 to 14 cows	3	7	30	89	15,050	27,875	2	1	4,020	———	———	2	580	3	960	3	45
15 to 19 cows	1		15		6,500		1	———	———	1	2,000	———	———	———	———	1	5
20 cows and over	4	4	116	127	46,782	56,625	4	1	13,000	3	5,534	2	4,040	2	5,116	4	140

TABLE 19.—COWS MILKED AND MILK PRODUCED, 1939 AND 1929; DAIRY PRODUCTS SOLD AND BUTTER CHURNED, 1939; AND COWS KEPT FOR MILK APR. 1, 1940; BY NUMBER OF COWS MILKED, BY COUNTIES—Continued

(For explanation and definitions, see text)

STATE OR COUNTY AND NUMBER OF COWS MILKED	COWS MILKED				MILK PRODUCED (GALLONS)		DAIRY PRODUCTS SOLD, 1939						BUTTER CHURNED ON FARMS, 1939		COWS KEPT MAINLY FOR MILK PRODUCTION, APR. 1, 1940	
	Farms reporting		Number					Whole milk sold		Cream sold		Butter sold				
	1939	1929	1939	1929	1939	1929	Farms reporting	Farms reporting	Gallons	Farms reporting	Pounds of butterfat	Farms reporting	Pounds	Farms reporting	Pounds	Farms reporting	Number
GEORGIA—Contd.																	
Madison																	
Total	1,629	1,823	2,358	2,616	1,048,212	1,188,581	475	51	34,146	74	24,596	404	49,158	1,569	385,254	1,652	2,560
None	xxx	xxx	xxx	xxx	xxx	xxx	xxx	xxx	xxx	xxx	xxx	xxx	xxx	xxx	xxx	40	50
1 cow	1,087	1,698	1,087	2,176	519,697	990,950	216	23	26,468	10	1,616	203	15,011	1,056	192,497	1,071	1,254
2 cows	430		860		348,282		186	17	1,848	35	8,534	151	18,572	410	125,158	429	882
3 cows	74		222		93,618		41	4	1,874	17	6,672	27	5,370	70	26,873	74	213
4 cows	18	125	72	440	26,660	177,631	14	2	191	4	662	12	3,915	17	9,850	18	63
5 cows and over	20		117		59,955		18	5	3,765	8	7,112	11	6,290	16	10,876	20	98
Marion																	
Total	575	661	1,093	1,462	411,692	499,569	58	5	8,041	28	10,344	26	5,019	541	92,598	609	1,428
None	xxx	xxx	xxx	xxx	xxx	xxx	xxx	xxx	xxx	xxx	xxx	xxx	xxx	xxx	xxx	42	65
1 cow	290	518	290	681	114,552	251,909	5	———	———	2	100	3	350	273	27,393	284	374
2 cows	190		380		149,658		23	———	———	11	1,271	13	1,689	180	38,861	189	505
3 cows	49		147		57,545		10	2	590	5	1,540	3	350	48	12,193	48	177
4 cows	17	123	68	511	25,425	162,080	5	———	———	1	300	4	1,000	15	5,685	17	78
5 to 9 cows	24		145		44,812		12	2	1,451	7	3,633	3	1,630	20	6,951	24	152
10 cows and over	5	20	63	270	19,700	85,580	3	1	6,000	2	3,500	———	———	5	1,515	5	79
Meriwether																	
Total	1,453	1,738	3,352	2,997	1,459,332	1,204,031	170	75	504,684	5	6,934	121	55,372	1,240	274,056	1,486	3,692
None	xxx	xxx	xxx	xxx	xxx	xxx	xxx	xxx	xxx	xxx	xxx	xxx	xxx	xxx	xxx	54	67
1 cow	917	1,585	917	1,975	389,782	780,670	37	3	699	———	———	36	2,950	778	107,450	903	983
2 cows	360		720		243,121		42	10	501	———	———	41	5,184	322	76,678	354	749
3 cows	80		240		79,293		15	3	145	3	414	11	2,433	71	23,738	79	229
4 cows	27	123	108	506	48,195	201,272	11	7	5,279	———	———	8	2,700	24	10,922	27	131
5 to 9 cows	23		153		70,478		19	10	23,107	———	———	11	4,568	22	13,088	23	156
10 to 14 cows	11	21	126	270	57,112	125,178	11	10	47,932	———	———	4	1,700	6	2,200	11	129
15 to 19 cows	9		148		64,706		9	8	46,436	———	———	3	4,807	5	5,557	9	162
20 to 29 cows	8	6	179	135	77,420	60,261	8	7	57,720	———	———	1	5,000	2	4,393	8	185
30 to 49 cows	13	3	476	111	267,210	56,650	13	12	183,225	2	6,520	5	24,550	9	26,380	13	521
50 to 74 cows	5	———	285	———	162,015	———	5	5	139,640	———	———	1	3,500	1	3,650	5	380
Miller																	
Total	797	730	1,374	1,358	285,470	355,530	56	5	4,426	4	1,471	49	5,025	703	54,457	765	1,441
None	xxx	xxx	xxx	xxx	xxx	xxx	xxx	xxx	xxx	xxx	xxx	xxx	xxx	xxx	xxx	32	46
1 cow	426	607	426	793	105,809	229,015	13	———	———	1	91	12	921	369	20,462	380	469
2 cows	258		516		107,650		18	3	226	———	———	16	1,395	234	21,714	244	501
3 cows	64		192		31,661		8	———	———	1	80	7	517	57	5,899	62	187
4 cows	29	116	116	435	19,490	108,730	10	1	1,200	1	1,000	9	1,560	26	4,061	28	108
5 to 9 cows	17		91		14,060		5	———	———	———	———	5	632	14	1,871	16	97
10 to 14 cows	3	3	33	36	8,800	4,500	2	1	3,000	1	300	———	———	3	450	3	33
15 to 19 cows	———		———		———		———	———	———	———	———	———	———	———	———	———	———
20 to 29 cows	———	3	———	64	———	7,285	———	———	———	———	———	———	———	———	———	———	———
30 to 49 cows	———	1	———	30	———	6,000	———	———	———	———	———	———	———	———	———	———	———
Mitchell																	
Total	1,535	1,434	3,096	3,147	658,885	823,302	115	26	29,296	17	4,974	95	12,988	1,170	108,415	1,617	3,551
None	xxx	xxx	xxx	xxx	xxx	xxx	xxx	xxx	xxx	xxx	xxx	xxx	xxx	xxx	xxx	143	242
1 cow	696	1,065	696	1,494	173,106	441,337	16	1	100	———	———	15	1,322	462	25,461	650	788
2 cows	484		968		200,607		33	7	1,364	1	165	31	2,434	391	52,045	475	1,008
3 cows	192		576		112,859		23	4	185	5	1,062	18	1,359	162	18,838	190	598
4 cows	86	356	352	1,474	58,225	340,395	15	3	947	3	921	10	1,478	86	12,292	88	351
5 to 9 cows	68		400		73,918		21	7	1,720	5	2,186	18	5,105	63	16,446	66	446
10 cows and over	7	13	104	179	40,170	41,570	7	4	24,980	3	640	5	1,290	6	3,335	7	118
Monroe																	
Total	712	809	3,604	2,877	1,467,286	1,080,043	286	121	957,783	44	18,144	157	27,893	619	121,629	720	4,391
None	xxx	xxx	xxx	xxx	xxx	xxx	xxx	xxx	xxx	xxx	xxx	xxx	xxx	xxx	xxx	34	102
1 cow	297	612	297	836	114,555	270,156	44	10	706	1	150	39	2,677	280	33,412	276	359
2 cows	189		378		132,309		57	4	1,118	8	958	53	5,970	181	39,794	186	466
3 cows	58		174		62,089		34	1	208	7	1,165	30	4,720	56	13,942	56	195
4 cows	23	131	92	636	28,815	210,122	14	3	1,178	5	2,850	10	2,329	21	7,233	23	94
5 to 9 cows	62		415		143,045		54	21	44,282	19	11,641	18	7,448	38	15,622	62	468
10 to 14 cows	17	37	203	485	90,245	171,130	17	16	77,115	2	850	2	750	6	2,112	17	254
15 to 19 cows	20		335		132,031		20	20	118,834	———	———	1	50	13	1,454	20	435
20 to 29 cows	18	15	401	339	182,100	162,420	18	18	166,750	1	430	2	945	11	2,206	18	513
30 to 49 cows	19	11	651	399	273,662	183,115	19	19	246,217	1	100	2	3,004	7	4,964	19	726
50 to 74 cows	4	2	223	102	127,975	46,800	4	4	124,575	———	———	———	———	2	420	4	297
75 cows and over	5	1	435	80	180,460	36,500	5	5	176,800	———	———	———	———	4	470	5	482
Montgomery																	
Total	672	594	1,296	1,127	251,846	253,737	52	20	5,125	17	3,313	36	4,595	424	31,761	708	1,546
None	xxx	xxx	xxx	xxx	xxx	xxx	xxx	xxx	xxx	xxx	xxx	xxx	xxx	xxx	xxx	37	136
1 cow	303	483	303	637	71,740	140,515	10	8	941	2	395	5	210	188	9,095	302	341
2 cows	237		474		91,968		22	5	218	7	609	15	715	143	10,310	236	495
3 cows	72		216		33,735		8	2	208	2	355	7	447	51	4,024	71	220
4 cows	43	111	172	490	29,823	113,222	7	4	1,758	4	1,084	7	923	28	3,561	43	204
5 cows and over	17		131		24,580		5	1	2,000	2	870	2	2,300	14	4,773	17	150

TABLE 19.—COWS MILKED AND MILK PRODUCED, 1939 AND 1929; DAIRY PRODUCTS SOLD AND BUTTER CHURNED, 1939; AND COWS KEPT FOR MILK APR. 1, 1940; BY NUMBER OF COWS MILKED, BY COUNTIES—Continued

(For explanation and definitions, see text)

STATE OR COUNTY AND NUMBER OF COWS MILKED	COWS MILKED				MILK PRODUCED (GALLONS)		DAIRY PRODUCTS SOLD, 1939							BUTTER CHURNED ON FARMS, 1939		COWS KEPT MAINLY FOR MILK PRODUCTION, APR. 1, 1940	
	Farms reporting		Number					Whole milk sold		Cream sold		Butter sold					
	1939	1929	1939	1929	1939	1929	Farms reporting	Farms reporting	Gallons	Farms reporting	Pounds of butterfat	Farms reporting	Pounds	Farms reporting	Pounds	Farms reporting	Number
GEORGIA—Contd.																	
Morgan																	
Total	1,029	1,089	2,701	2,710	1,222,959	1,083,654	188	59	588,327	14	8,691	132	17,000	969	196,486	1,026	3,063
None	xxx	xxx	xxx	xxx	xxx	xxx	xxx	xxx	xxx	xxx	xxx	xxx	xxx	xxx	xxx	31	44
1 cow	611	939	611	1,187	289,741	422,694	58	8	468	———	———	52	3,988	582	94,714	587	681
2 cows	297		594		216,829		54	4	525	———	———	54	6,367	292	71,751	289	631
3 cows	48		144		48,251		14	1	50	5	1,277	12	840	48	14,351	48	152
4 cows	14	97	56	438	16,410	147,125	6	1	1,480	1	372	4	280	14	4,611	13	65
5 to 9 cows	18		113		37,675		15	6	8,455	6	3,850	6	2,255	13	5,070	18	129
10 to 14 cows	9	34	105	453	46,365	181,740	9	8	36,000	1	1,732	———	———	4	689	8	136
15 to 19 cows	10		170		81,037		10	10	78,205	———	———	———	———	4	254	10	175
20 to 29 cows	12	6	269	129	127,885	56,200	12	11	98,197	———	———	1	2,100	4	3,046	12	332
30 cows and over	10	13	639	523	378,766	255,895	10	10	364,967	1	1,460	3	1,170	8	2,020	10	718
Murray																	
Total	1,139	1,243	1,758	1,653	894,832	758,837	414	27	74,463	22	4,812	395	48,666	1,117	277,225	1,121	1,801
None	xxx	xxx	xxx	xxx	xxx	xxx	xxx	xxx	xxx	xxx	xxx	xxx	xxx	xxx	xxx	19	22
1 cow	770	1,205	770	1,521	439,188	701,582	220	16	1,165	4	475	216	20,303	754	155,178	737	800
2 cows	307		614		291,482		155	7	1,003	9	1,357	147	20,977	304	97,160	304	608
3 cows	51		153		64,425		32	2	95	8	1,480	26	5,076	49	18,707	50	150
4 cows	8	38	32	132	18,925	57,255	4	———	———	———	———	4	1,400	8	4,730	8	27
5 to 9 cows	———	———	———	———	———	———	———	———	———	———	———	———	———	———	———	———	———
10 cows and over	3	———	189	———	80,812	———	3	2	72,200	1	1,500	2	910	2	1,450	3	194
Muscogee																	
Total	348	396	1,965	2,369	1,043,980	1,085,866	71	54	731,444	4	3,620	52	41,516	308	86,018	345	2,145
None	xxx	xxx	xxx	xxx	xxx	xxx	xxx	xxx	xxx	xxx	xxx	xxx	xxx	xxx	xxx	18	22
1 cow	184	276	184	392	73,016	159,706	9	5	529	1	130	9	954	164	18,548	168	201
2 cows	97		194		74,072		16	7	2,065	———	———	16	3,313	93	19,939	94	210
3 cows	21		63		18,014		4	2	365	———	———	2	300	21	5,457	19	56
4 cows	7	56	28	255	11,973	98,505	4	3	3,200	———	———	4	1,000	6	1,972	7	29
5 to 9 cows	4		24		12,400		3	2	3,300	———	———	3	2,200	4	3,105	4	23
10 to 14 cows	2	33	24	443	14,600	201,650	2	2	9,445	———	———	1	600	2	1,004	2	23
15 to 19 cows	4		67		37,250		4	4	25,900	———	———	3	3,480	3	3,900	4	72
20 to 29 cows	9	11	209	268	119,610	151,155	9	9	84,560	1	300	7	10,771	7	11,645	9	217
30 to 49 cows	9	10	329	351	167,618	172,825	9	9	108,260	1	1,000	5	16,663	5	17,193	9	364
50 to 74 cows	7	9	418	585	296,434	297,025	7	7	275,009	1	2,190	2	2,235	3	3,255	7	570
75 to 99 cows	1	1	85	75	40,000	25,000	1	1	40,000	———	———	———	———	———	———	1	85
100 to 199 cows	3	———	340	———	178,993	———	3	3	178,811	———	———	———	———	———	———	3	273
Newton																	
Total	945	1,022	2,516	2,438	1,172,310	1,036,177	212	49	550,038	6	6,037	180	41,801	909	222,135	962	2,751
None	xxx	xxx	xxx	xxx	xxx	xxx	xxx	xxx	xxx	xxx	xxx	xxx	xxx	xxx	xxx	28	67
1 cow	686	896	686	1,129	302,736	455,186	92	7	714	———	———	88	6,892	654	117,634	657	760
2 cows	194		388		153,897		57	5	1,262	1	300	56	7,525	189	59,159	193	397
3 cows	32		96		33,042		18	1	100	1	333	16	2,315	30	12,324	31	93
4 cows	9	86	36	373	15,550	158,524	6	———	———	1	700	5	1,825	9	5,110	9	41
5 to 9 cows	14		89		58,513		9	6	13,080	1	934	5	2,708	12	5,139	14	85
10 to 14 cows	3	27	36	380	18,030	164,527	3	3	8,585	———	———	1	2,000	2	2,704	3	38
15 to 19 cows	4		65		31,425		4	4	25,475	———	———	3	2,698	3	2,850	4	76
20 to 29 cows	4	4	98	97	46,295	60,240	4	4	21,786	1	120	3	7,038	4	7,190	4	116
30 to 49 cows	8	5	281	168	122,825	78,060	8	8	97,250	———	———	3	8,800	6	10,025	8	265
50 to 74 cows	8	2	447	116	230,847	64,640	8	8	224,608	———	———	———	———	———	———	8	509
75 cows and over	3	2	314	175	179,150	57,000	3	3	157,200	1	3,650	———	———	———	———	3	304
Oconee																	
Total	788	879	1,328	1,405	663,959	613,073	267	34	64,401	11	7,395	250	29,884	767	187,685	801	1,505
None	xxx	xxx	xxx	xxx	xxx	xxx	xxx	xxx	xxx	xxx	xxx	xxx	xxx	xxx	xxx	17	19
1 cow	470	815	470	1,028	264,679	447,396	96	10	1,881	———	———	95	7,371	461	82,783	466	577
2 cows	236		472		220,990		110	15	2,196	2	600	107	12,816	233	73,708	236	468
3 cows	49		147		60,665		32	1	200	4	1,250	28	3,967	46	18,304	49	156
4 cows	18	59	72	233	24,927	94,552	15	1	52	1	550	14	2,547	18	7,476	18	78
5 to 9 cows	11		63		33,530		10	3	4,730	3	4,595	6	3,185	9	5,414	11	96
10 to 14 cows	———	5	———	60	———	25,000	———	———	———	———	———	———	———	———	———	———	———
15 to 19 cows	1		18		11,168		1	1	11,000	———	———	———	———	———	———	1	18
20 cows and over	3	2	86	84	48,000	46,125	3	3	44,342	1	400	———	———	———	———	3	93
Oglethorpe																	
Total	1,323	1,354	2,212	2,259	1,121,636	859,975	182	28	52,716	16	6,422	147	19,083	1,302	357,905	1,321	2,340
None	xxx	xxx	xxx	xxx	xxx	xxx	xxx	xxx	xxx	xxx	xxx	xxx	xxx	xxx	xxx	26	32
1 cow	740	1,208	740	1,552	423,129	599,273	59	5	174	2	175	57	3,598	729	150,551	718	795
2 cows	451		902		430,382		77	17	2,046	5	829	57	7,693	444	144,219	446	937
3 cows	80		240		105,285		25	2	726	4	790	20	3,833	80	34,858	80	239
4 cows	25	137	100	510	37,650	187,277	6	———	———	———	———	6	1,157	25	12,415	24	99
5 to 9 cows	22		136		60,240		11	1	525	4	2,788	6	2,702	20	14,682	22	132
10 cows and over	5	11	94	197	64,950	73,425	4	3	49,245	1	1,840	1	100	4	1,180	5	108
Paulding																	
Total	1,486	1,754	1,941	2,155	1,018,377	1,073,192	697	34	12,177	1	15	696	85,114	1,466	351,372	1,463	1,987
None	xxx	xxx	xxx	xxx	xxx	xxx	xxx	xxx	xxx	xxx	xxx	xxx	xxx	xxx	xxx	37	40
1 cow	1,122	1,700	1,122	2,040	638,810	1,018,752	475	17	1,620	1	15	474	42,371	1,104	222,184	1,067	1,204
2 cows	315		630		293,637		185	13	1,602	———	———	185	25,806	313	100,457	310	591
3 cows	35		105		40,915		25	1	500	———	———	25	5,280	35	14,689	35	77
4 cows	8	54	32	115	14,450	54,440	7	1	80	———	———	7	3,105	8	5,020	8	23
5 cows and over	6		52		30,565		5	2	8,375	———	———	5	6,572	6	9,022	6	52

TABLE 19.—COWS MILKED AND MILK PRODUCED, 1939 AND 1929; DAIRY PRODUCTS SOLD AND BUTTER CHURNED, 1939; AND COWS KEPT FOR MILK APR. 1, 1940; BY NUMBER OF COWS MILKED, BY COUNTIES—Continued

(For explanation and definitions, see text)

STATE OR COUNTY AND NUMBER OF COWS MILKED	COWS MILKED				MILK PRODUCED (GALLONS)		DAIRY PRODUCTS SOLD, 1939							BUTTER CHURNED ON FARMS, 1939		COWS KEPT MAINLY FOR MILK PRODUCTION, APR. 1, 1940	
	Farms reporting		Number					Whole milk sold		Cream sold		Butter sold					
	1939	1929	1939	1929	1939	1929	Farms reporting	Farms reporting	Gallons	Farms reporting	Pounds of butterfat	Farms reporting	Pounds	Farms reporting	Pounds	Farms reporting	Number
GEORGIA—Contd.																	
Peach																	
Total	303	284	599	473	287,609	245,594	87	15	50,172	1	730	83	11,873	294	60,216	313	660
None	xxx	xxx	xxx	xxx	xxx	xxx	xxx	xxx	xxx	xxx	xxx	xxx	xxx	xxx	xxx	15	16
1 cow	196	255	196	296	92,260	164,160	29	4	580	———	———	29	2,043	192	23,386	192	208
2 cows	66		132		60,552		33	3	615	———	———	33	4,048	65	17,560	65	139
3 cows	9		27		8,390		4	———	———	———	———	4	1,101	8	2,637	9	29
4 cows	12	26	48	100	18,605	39,384	6	———	———	———	———	6	1,320	12	5,450	12	47
5 to 9 cows	12		89		37,412		9	3	652	———	———	8	2,700	12	8,481	12	95
10 cows and over	8	3	107	77	70,400	42,050	6	5	48,345	1	730	3	661	5	2,702	8	126
Pickens																	
Total	839	881	1,160	1,137	567,799	521,361	376	44	55,771	1	50	357	31,844	827	149,485	859	1,261
None	xxx	xxx	xxx	xxx	xxx	xxx	xxx	xxx	xxx	xxx	xxx	xxx	xxx	xxx	xxx	26	26
1 cow	644	852	644	1,020	344,769	480,124	265	19	1,960	———	———	260	17,508	634	96,866	639	725
2 cows	162		324		137,331		84	10	987	———	———	79	9,068	161	40,486	161	291
3 cows	14		42		14,594		9	———	———	———	———	9	1,032	14	3,851	14	31
4 cows	6	27	24	93	9,855	32,557	5	3	1,688	———	———	3	671	6	2,721	6	16
5 to 9 cows	9		63		31,600		9	8	26,226	1	50	4	1,911	9	3,420	9	69
10 to 14 cows	1		11		5,475		1	1	4,500	———	———	———	———	———	———	1	20
15 cows and over	3	2	52	24	24,175	8,680	3	3	20,410	———	———	2	1,654	3	2,159	3	83
Pierce																	
Total	825	751	1,393	1,623	294,174	314,857	28	10	38,767	5	39	21	1,233	389	23,171	806	1,510
None	xxx	xxx	xxx	xxx	xxx	xxx	xxx	xxx	xxx	xxx	xxx	xxx	xxx	xxx	xxx	26	44
1 cow	506	565	506	803	127,587	190,718	12	4	335	4	35	10	303	217	10,622	492	610
2 cows	208		416		76,960		11	3	282	1	4	9	800	107	7,156	193	416
3 cows	67		201		29,835		2	1	2,500	———	———	1	30	36	2,803	64	195
4 cows	27	179	108	724	14,045	108,729	1	———	———	———	———	1	100	19	1,615	26	92
5 to 9 cows	14		92		9,397		———	———	———	———	———	———	———	9	825	12	63
10 cows and over	3	7	70	96	36,350	15,410	2	2	35,650	———	———	———	———	1	150	3	90
Pike																	
Total	783	920	1,275	1,484	495,975	652,543	136	36	35,313	1	550	117	20,775	766	163,119	760	1,454
None	xxx	xxx	xxx	xxx	xxx	xxx	xxx	xxx	xxx	xxx	xxx	xxx	xxx	xxx	xxx	53	71
1 cow	495	846	495	1,043	217,744	479,513	38	6	960	———	———	37	3,892	482	76,994	428	551
2 cows	218		436		155,959		56	13	1,985	———	———	52	6,727	216	56,201	210	476
3 cows	37		111		37,392		15	3	484	———	———	13	2,800	35	13,017	36	128
4 cows	10	65	40	269	13,795	101,925	5	1	1,750	———	———	5	1,750	10	4,815	10	44
5 to 9 cows	16		96		33,950		16	7	6,884	1	550	8	3,446	16	7,612	16	90
10 to 14 cows	3	9	30	172	10,810	71,105	2	2	6,500	———	———	———	———	3	1,300	3	15
15 cows and over	4		67		26,325		4	4	16,750	———	———	2	2,160	4	3,180	4	79
Polk																	
Total	1,234	1,363	2,047	1,990	1,100,209	1,039,467	290	72	156,092	5	847	272	77,002	1,193	362,415	1,229	2,172
None	xxx	xxx	xxx	xxx	xxx	xxx	xxx	xxx	xxx	xxx	xxx	xxx	xxx	xxx	xxx	30	34
1 cow	885	1,292	885	1,547	506,489	804,032	138	28	2,519	———	———	132	15,531	856	197,842	857	953
2 cows	264		528		254,535		86	20	4,115	———	———	84	17,367	262	98,857	257	509
3 cows	41		123		58,625		26	3	275	———	———	26	8,130	40	20,886	41	121
4 cows	13	57	52	216	25,305	110,200	11	3	1,928	1	30	10	5,261	12	8,280	13	50
5 to 9 cows	14		85		46,820		12	3	1,690	———	———	12	13,008	14	16,480	14	87
10 to 14 cows	6	10	70	127	39,240	63,310	6	4	20,045	1	100	4	5,530	4	6,545	6	70
15 to 19 cows	3		50		29,425		3	3	20,000	1	192	1	950	1	1,000	3	54
20 to 29 cows	5	3	122	64	53,670	34,550	5	5	41,920	1	300	1	1,825	2	2,555	5	127
30 cows and over	3	1	132	36	86,100	27,375	3	3	63,600	1	225	2	9,400	2	9,970	3	167
Pulaski																	
Total	555	431	971	989	376,843	402,544	84	13	21,352	26	19,291	56	7,981	476	73,426	599	1,220
None	xxx	xxx	xxx	xxx	xxx	xxx	xxx	xxx	xxx	xxx	xxx	xxx	xxx	xxx	xxx	52	218
1 cow	365	367	365	437	143,527	151,079	26	2	400	7	800	19	1,700	306	36,411	358	404
2 cows	135		270		90,886		28	3	1,440	4	788	22	2,693	120	22,664	134	283
3 cows	30		90		28,868		13	4	2,712	3	575	9	1,563	29	7,403	30	98
4 cows	9	44	36	201	11,355	80,065	1	———	———	1	160	1	25	8	2,272	9	36
5 to 9 cows	7		44		21,805		7	1	3,000	5	3,560	3	1,746	6	3,141	7	36
10 to 14 cows	4	15	42	205	16,000	92,400	4	1	400	3	1,818	1	104	4	985	4	20
15 to 19 cows	1		15		4,000		1	———	———	1	90	1	150	1	250	1	15
20 cows and over	4	5	109	146	60,402	79,000	4	2	13,400	2	11,500	———	———	2	302	4	110
Putnam																	
Total	653	699	4,195	3,113	1,668,580	1,163,366	234	188	1,182,750	8	3,465	47	9,603	572	93,856	658	4,820
None	xxx	xxx	xxx	xxx	xxx	xxx	xxx	xxx	xxx	xxx	xxx	xxx	xxx	xxx	xxx	23	78
1 cow	217	455	217	624	74,000	201,867	7	———	———	———	———	7	930	207	22,395	205	251
2 cows	164		328		102,460		15	6	1,594	1	200	10	1,490	159	27,117	159	372
3 cows	50		150		48,100		13	2	1,860	1	90	10	1,759	47	11,284	50	174
4 cows	32	148	128	689	44,135	226,262	16	11	9,975	1	100	7	1,608	29	8,238	32	145
5 to 9 cows	47		334		139,160		40	30	91,365	3	950	9	2,518	40	10,518	47	381
10 to 14 cows	43	61	479	849	179,050	298,935	43	41	142,970	———	———	5	1,225	32	5,495	43	548
15 to 19 cows	34		560		210,280		34	33	175,905	1	1,825	1	75	17	3,015	34	640
20 to 29 cows	35	23	800	538	349,595	210,252	35	35	302,761	———	———	———	———	21	3,260	34	897
30 to 49 cows	26	12	935	413	420,250	228,050	26	25	364,870	1	300	———	———	16	2,034	26	1,044
50 to 74 cows	5	———	264	———	101,550	———	5	5	91,450	———	———	———	———	4	500	5	290

TABLE 19.—COWS MILKED AND MILK PRODUCED, 1939 AND 1929; DAIRY PRODUCTS SOLD AND BUTTER CHURNED, 1939; AND COWS KEPT FOR MILK APR. 1, 1940; BY NUMBER OF COWS MILKED, BY COUNTIES—Continued

(For explanation and definitions, see text)

STATE OR COUNTY AND NUMBER OF COWS MILKED	COWS MILKED				MILK PRODUCED (GALLONS)		DAIRY PRODUCTS SOLD, 1939						BUTTER CHURNED ON FARMS, 1939		COWS KEPT MAINLY FOR MILK PRODUCTION, APR. 1, 1940	
	Farms reporting		Number					Whole milk sold		Cream sold		Butter sold				
	1939	1929	1939	1929	1939	1929	Farms reporting	Farms reporting	Gallons	Farms reporting	Pounds of butterfat	Farms reporting	Pounds	Farms reporting	Pounds	Farms reporting	Number
GEORGIA—Contd.																	
Quitman																	
Total	256	298	516	539	135,279	183,302	37	10	2,460	8	2,488	22	1,547	237	36,043	248	576
None	xxx	xxx	xxx	xxx	xxx	xxx	xxx	xxx	xxx	xxx	xxx	xxx	xxx	xxx	xxx	14	19
1 cow	113	239	113	318	33,342	113,970	4	—	—	1	50	3	35	102	8,933	97	137
2 cows	83		166		44,465		14	3	455	2	128	9	662	78	14,006	79	169
3 cows	37		111		27,955		9	3	455	1	60	5	280	35	7,848	36	129
4 cows	7	58	28	211	7,252	66,332	1	1	600	—	—	1	300	7	1,345	7	26
5 to 9 cows	16		98		22,265		9	3	950	4	2,250	4	270	15	3,911	15	96
10 to 14 cows	—	1	—	10	—	3,000	—	—	—	—	—	—	—	—	—	—	—
15 to 19 cows	—		—		—		—	—	—	—	—	—	—	—	—	—	—
Rabun																	
Total	905	675	1,486	1,251	654,081	470,450	172	83	47,492	8	2,434	134	15,262	871	137,372	884	1,570
None	xxx	xxx	xxx	xxx	xxx	xxx	xxx	xxx	xxx	xxx	xxx	xxx	xxx	xxx	xxx	14	14
1 cow	519	574	519	806	231,928	316,890	64	28	3,026	1	144	47	2,552	497	54,056	493	582
2 cows	289		578		255,598		68	28	7,323	1	480	60	4,811	280	54,412	280	575
3 cows	68		204		79,665		21	12	5,791	4	410	15	1,099	66	16,534	68	213
4 cows	12	96	48	365	20,660	126,280	8	5	3,005	—	—	5	515	11	3,122	12	47
5 to 9 cows	14		77		27,930		8	7	10,552	1	200	4	454	14	3,265	14	83
10 cows and over	3	5	60	80	38,300	27,280	3	3	17,795	1	1,200	3	5,831	3	5,983	3	56
Randolph																	
Total	1,200	1,037	1,751	1,618	565,550	689,652	148	20	14,166	51	9,630	105	12,907	1,168	143,839	1,204	1,908
None	xxx	xxx	xxx	xxx	xxx	xxx	xxx	xxx	xxx	xxx	xxx	xxx	xxx	xxx	xxx	53	61
1 cow	837	947	837	1,137	274,702	498,138	43	8	542	10	647	33	1,988	818	75,779	798	917
2 cows	273		546		163,088		59	5	647	20	3,596	43	3,397	263	42,619	266	560
3 cows	51		153		50,725		23	2	577	11	1,587	16	3,585	51	13,364	48	132
4 cows	22	83	88	321	31,045	140,614	12	1	2,000	6	2,364	6	1,091	20	5,801	22	89
5 to 9 cows	14		82		27,015		8	2	2,400	4	1,436	5	1,906	13	4,676	14	99
10 cows and over	3	7	45	160	18,975	50,900	3	2	8,000	—	—	2	940	3	1,600	3	50
Richmond																	
Total	589	515	1,615	1,631	793,685	842,976	125	61	405,156	2	896	88	19,149	516	82,642	584	1,840
None	xxx	xxx	xxx	xxx	xxx	xxx	xxx	xxx	xxx	xxx	xxx	xxx	xxx	xxx	xxx	24	34
1 cow	376	420	376	495	181,600	199,691	35	11	1,870	1	20	32	3,530	341	39,184	354	399
2 cows	139		278		113,250		38	8	1,253	—	—	36	5,803	133	26,241	132	283
3 cows	22		66		22,710		8	5	2,209	—	—	7	1,361	19	5,175	22	75
4 cows	10	49	40	225	13,122	97,225	5	1	2,680	—	—	5	2,040	7	2,795	10	38
5 to 9 cows	12		76		31,965		9	6	15,940	—	—	4	2,915	8	4,873	12	77
10 to 14 cows	3	22	33	280	17,893	156,887	3	3	14,400	—	—	1	100	1	156	3	40
15 to 19 cows	6		103		51,805		6	6	46,725	—	—	1	600	2	1,150	6	119
20 to 29 cows	12	19	292	436	156,365	279,948	12	12	125,829	1	876	2	2,800	5	3,068	12	346
30 to 49 cows	6	3	199	94	115,375	42,000	6	6	105,700	—	—	—	—	—	—	6	274
50 to 74 cows	3	2	152	101	89,600	67,225	3	3	88,550	—	—	—	—	—	—	3	155
Rockdale																	
Total	620	616	847	854	390,196	365,557	266	7	8,903	—	—	266	32,137	619	134,305	624	938
None	xxx	xxx	xxx	xxx	xxx	xxx	xxx	xxx	xxx	xxx	xxx	xxx	xxx	xxx	xxx	27	37
1 cow	452	584	452	711	220,539	301,097	165	3	255	—	—	165	13,898	451	78,574	432	488
2 cows	147		294		118,017		83	2	380	—	—	83	10,242	147	42,375	145	298
3 cows	12		36		15,760		10	—	—	—	—	10	2,094	12	5,786	11	28
4 cows	3	32	12	143	7,120	64,460	3	1	55	—	—	3	1,500	3	2,100	3	12
5 cows and over	6		53		28,760		5	1	8,213	—	—	5	4,403	6	5,470	6	75
Schley																	
Total	409	431	935	932	254,119	385,832	168	15	9,745	135	23,712	73	6,516	379	44,067	419	925
None	xxx	xxx	xxx	xxx	xxx	xxx	xxx	xxx	xxx	xxx	xxx	xxx	xxx	xxx	xxx	27	29
1 cow	172	340	172	414	50,808	153,857	29	2	450	23	1,206	9	345	164	11,928	159	201
2 cows	132		264		68,866		59	5	95	42	3,375	29	2,447	125	16,412	128	248
3 cows	43		129		31,587		28	—	—	26	3,533	9	405	40	4,762	43	105
4 cows	23	81	92	389	18,639	179,449	18	2	115	15	2,333	12	654	20	3,381	23	77
5 to 9 cows	32		185		50,204		27	5	2,350	24	5,949	13	2,315	28	7,115	32	169
10 cows and over	7	10	93	129	34,035	52,526	7	1	6,735	5	7,316	1	350	2	469	7	96
Screven																	
Total	1,512	1,231	3,267	2,271	686,931	506,852	81	18	24,890	9	2,910	64	7,550	1,222	95,951	1,535	3,563
None	xxx	xxx	xxx	xxx	xxx	xxx	xxx	xxx	xxx	xxx	xxx	xxx	xxx	xxx	xxx	39	51
1 cow	640	1,014	640	1,357	143,951	321,959	4	—	—	—	—	4	107	466	17,228	628	727
2 cows	465		930		205,385		21	6	1,530	1	20	17	1,465	405	29,808	462	1,004
3 cows	200		600		118,737		18	2	350	1	200	16	1,341	170	16,747	199	655
4 cows	101	209	404	785	76,019	159,968	12	1	40	1	300	10	1,118	87	12,220	101	406
5 to 9 cows	93		545		97,884		17	3	1,720	3	1,035	13	2,056	84	16,142	93	539
10 to 14 cows	10	7	103	82	31,960	20,225	6	4	11,950	2	1,175	2	738	8	2,770	10	139
15 to 19 cows	3		45		13,015		3	2	9,300	1	180	2	725	2	1,036	3	42
20 to 29 cows	—	—	—	—	—	—	—	—	—	—	—	—	—	—	—	—	—
30 to 49 cows	—	1	—	47	—	4,700	—	—	—	—	—	—	—	—	—	—	—

TABLE 19.—COWS MILKED AND MILK PRODUCED, 1939 AND 1929; DAIRY PRODUCTS SOLD AND BUTTER CHURNED, 1939; AND COWS KEPT FOR MILK APR. 1, 1940; BY NUMBER OF COWS MILKED, BY COUNTIES—Continued

(For explanation and definitions, see text)

STATE OR COUNTY AND NUMBER OF COWS MILKED	COWS MILKED				MILK PRODUCED (GALLONS)		DAIRY PRODUCTS SOLD, 1939							BUTTER CHURNED ON FARMS, 1939		COWS KEPT MAINLY FOR MILK PRODUCTION, APR. 1, 1940	
	Farms reporting		Number					Whole milk sold		Cream sold		Butter sold					
	1939	1929	1939	1929	1939	1929	Farms reporting	Farms reporting	Gallons	Farms reporting	Pounds of butterfat	Farms reporting	Pounds	Farms reporting	Pounds	Farms reporting	Number
GEORGIA—Contd.																	
Seminole																	
Total	539	526	983	1,237	332,122	357,546	58	24	24,399	16	4,716	28	5,908	416	57,863	541	1,293
None	xxx	xxx	xxx	xxx	xxx	xxx	xxx	xxx	xxx	xxx	xxx	xxx	xxx	xxx	xxx	32	73
1 cow	314	397	314	565	112,486	155,575	13	8	1,588	———	———	7	405	234	21,877	294	383
2 cows	132		264		91,445		10	4	1,575	4	576	4	390	110	16,249	126	327
3 cows	50		150		43,452		12	4	300	3	360	7	1,533	42	9,356	46	157
4 cows	18	117	72	498	21,075	136,651	5	2	70	1	50	3	600	12	3,236	18	82
5 to 9 cows	21		129		39,789		14	3	3,500	8	3,730	5	1,255	15	4,925	21	216
10 cows and over	4	12	54	174	23,875	65,320	4	3	17,366	———	———	2	1,725	3	2,220	4	55
Spalding																	
Total	587	629	1,212	1,306	517,826	597,740	143	48	122,985	3	1,545	130	33,078	558	137,415	612	1,403
None	xxx	xxx	xxx	xxx	xxx	xxx	xxx	xxx	xxx	xxx	xxx	xxx	xxx	xxx	xxx	33	44
1 cow	351	560	351	717	159,602	302,497	43	11	950	1	10	43	3,915	335	55,669	345	425
2 cows	173		346		126,272		57	8	1,052	———	———	56	7,768	167	43,204	171	353
3 cows	27		81		28,129		12	5	637	———	———	12	2,526	27	9,040	27	79
4 cows	10	51	40	204	16,245	98,700	7	4	1,670	———	———	6	1,296	10	5,080	10	40
5 to 9 cows	12		72		29,935		10	7	11,011	———	———	6	2,196	10	7,418	12	76
10 to 14 cows	3	11	42	147	13,455	81,867	3	2	6,015	1	1,170	3	3,555	3	3,605	3	40
15 to 19 cows	4		67		36,553		4	4	27,820	———	———	1	1,285	1	1,285	4	96
20 to 29 cows	4	4	98	99	43,675	54,025	4	4	26,170	1	365	2	6,205	3	8,870	4	104
30 to 49 cows	3	1	115	34	63,960	18,250	3	3	47,660	———	———	1	4,330	2	5,244	3	146
50 to 74 cows	———	2	———	105	———	42,401	———	———	———	———	———	———	———	———	———	———	———
Stephens																	
Total	796	920	1,311	1,359	618,691	538,341	207	38	54,326	1	1,500	202	30,156	769	188,168	791	1,437
None	xxx	xxx	xxx	xxx	xxx	xxx	xxx	xxx	xxx	xxx	xxx	xxx	xxx	xxx	xxx	18	28
1 cow	494	864	494	1,115	260,073	428,295	95	11	424	———	———	94	7,269	475	87,586	472	570
2 cows	230		460		193,582		73	9	1,242	———	———	73	7,626	225	62,643	230	479
3 cows	44		132		54,381		16	3	150	———	———	15	3,408	43	17,917	44	125
4 cows	8	54	32	203	12,840	82,796	7	3	1,305	———	———	7	1,915	8	4,257	8	33
5 to 9 cows	17		115		54,360		13	9	24,150	———	———	11	5,840	15	10,840	16	124
10 to 14 cows	———	1	———	11	———	10,000	———	———	———	———	———	———	———	———	———	———	———
15 to 19 cows	———		———		———		———	———	———	———	———	———	———	———	———	———	———
20 cows and over	3	1	78	30	43,455	17,250	3	3	27,055	1	1,500	2	4,100	3	4,925	3	78
Stewart																	
Total	752	807	1,513	1,569	437,648	513,945	129	28	16,844	52	10,259	79	8,071	707	98,426	719	1,904
None	xxx	xxx	xxx	xxx	xxx	xxx	xxx	xxx	xxx	xxx	xxx	xxx	xxx	xxx	xxx	25	204
1 cow	360	677	360	881	118,096	290,316	23	5	520	4	250	20	1,176	340	32,147	314	415
2 cows	227		454		134,925		41	9	1,344	13	2,134	26	2,621	212	33,511	219	516
3 cows	82		246		71,092		25	4	2,625	10	1,949	14	1,579	76	14,409	81	265
4 cows	34	119	136	504	35,565	161,074	14	4	1,150	9	1,465	8	1,720	32	7,578	33	150
5 to 9 cows	44		265		58,970		21	4	2,825	13	3,461	9	825	42	9,596	42	294
10 to 14 cows	5	7	52	79	19,000	33,255	5	2	8,380	3	1,000	2	150	5	1,185	5	60
15 to 19 cows	———		———		———		———	———	———	———	———	———	———	———	———	———	———
20 to 29 cows	———	3	———	70	———	25,500	———	———	———	———	———	———	———	———	———	———	———
30 to 49 cows	———	1	———	35	———	3,800	———	———	———	———	———	———	———	———	———	———	———
Sumter																	
Total	945	1,031	2,000	1,902	782,756	850,118	257	43	140,614	80	16,580	172	30,537	904	160,452	1,056	2,265
None	xxx	xxx	xxx	xxx	xxx	xxx	xxx	xxx	xxx	xxx	xxx	xxx	xxx	xxx	xxx	133	232
1 cow	538	895	538	1,072	235,724	454,270	67	7	1,063	15	2,219	48	2,623	514	65,650	525	581
2 cows	242		484		171,468		81	9	697	30	4,851	55	5,897	233	44,502	238	481
3 cows	74		222		77,267		44	9	1,710	15	4,221	26	4,628	73	17,126	73	243
4 cows	40	118	160	502	44,307	240,523	25	3	678	8	2,404	16	3,178	38	11,268	38	144
5 to 9 cows	35		210		70,630		24	6	11,478	10	2,475	15	4,226	32	10,419	34	207
10 to 14 cows	7	12	71	158	23,895	68,400	7	3	8,725	1	260	6	1,255	7	2,117	7	70
15 to 19 cows	4		65		20,205		4	1	3,000	1	150	3	4,580	4	5,120	4	67
20 to 29 cows	1	3	20	72	7,300	38,300	1	1	7,000	———	———	———	———	———	———	1	25
30 cows and over	4	3	230	98	131,960	48,625	4	4	106,263	———	———	3	4,150	3	4,250	3	215
Talbot																	
Total	618	738	1,519	1,920	387,907	773,365	108	13	29,188	28	7,485	81	13,858	600	88,172	623	1,842
None	xxx	xxx	xxx	xxx	xxx	xxx	xxx	xxx	xxx	xxx	xxx	xxx	xxx	xxx	xxx	17	32
1 cow	251	549	251	776	68,143	287,641	6	1	13	1	40	5	189	242	17,957	246	296
2 cows	187		374		97,761		22	———	———	5	330	18	1,513	184	25,458	180	445
3 cows	76		228		63,222		24	1	500	2	175	22	2,910	74	15,190	76	259
4 cows	45	160	180	701	40,952	288,249	16	1	2,000	5	480	11	1,785	44	10,233	45	225
5 to 9 cows	42		252		53,049		24	3	3,800	7	1,510	17	4,005	41	12,553	42	336
10 to 14 cows	12	22	126	279	26,090	132,300	11	5	5,420	6	3,000	4	1,546	11	3,684	12	141
15 to 19 cows	2		33		13,475		2	1	4,000	1	500	2	1,550	2	2,022	2	23
20 cows and over	3	7	75	164	25,215	65,175	3	1	13,455	1	1,450	2	360	2	1,095	3	85
Taliaferro																	
Total	655	495	1,237	1,102	385,188	361,112	67	11	2,580	36	17,208	28	4,285	629	92,831	657	1,398
None	xxx	xxx	xxx	xxx	xxx	xxx	xxx	xxx	xxx	xxx	xxx	xxx	xxx	xxx	xxx	16	20
1 cow	357	387	357	541	121,853	183,839	9	4	605	1	100	5	516	344	35,891	347	399
2 cows	205		410		125,226		12	1	275	6	1,130	7	873	197	34,542	201	402
3 cows	52		156		46,814		19	4	510	8	2,632	9	1,451	50	10,717	52	152
4 cows	22	98	88	391	24,725	113,645	12	———	———	10	3,105	3	220	22	5,845	22	125
5 to 9 cows	9		53		10,995		5	1	1,000	3	1,170	2	205	8	1,928	9	56
10 to 14 cows	5	7	58	84	16,875	25,178	5	———	———	4	3,520	1	520	5	2,336	5	78
15 to 19 cows	1		15		4,500		1	———	———	———	———	1	500	1	1,500	1	15
20 cows and over	4	3	100	86	34,200	38,450	4	1	190	4	5,551	———	———	2	72	4	151

TABLE 19.—COWS MILKED AND MILK PRODUCED, 1939 AND 1929; DAIRY PRODUCTS SOLD AND BUTTER CHURNED, 1939; AND COWS KEPT FOR MILK APR. 1, 1940; BY NUMBER OF COWS MILKED, BY COUNTIES—Continued

(For explanation and definitions, see text)

STATE OR COUNTY AND NUMBER OF COWS MILKED	COWS MILKED				MILK PRODUCED (GALLONS)		DAIRY PRODUCTS SOLD, 1939							BUTTER CHURNED ON FARMS, 1939		COWS KEPT MAINLY FOR MILK PRODUCTION, APR. 1, 1940	
	Farms reporting		Number					Whole milk sold		Cream sold		Butter sold					
	1939	1929	1939	1929	1939	1929	Farms reporting	Farms reporting	Gallons	Farms reporting	Pounds of butterfat	Farms reporting	Pounds	Farms reporting	Pounds	Farms reporting	Number
GEORGIA—Contd.																	
Tattnall																	
Total	1,216	1,012	2,195	1,829	574,107	364,003	86	23	40,547	6	618	70	5,631	921	51,697	1,242	2,373
None	xxx	xxx	xxx	xxx	xxx	xxx	xxx	xxx	xxx	xxx	xxx	xxx	xxx	xxx	xxx	47	85
1 cow	674	852	674	1,187	203,005	282,732	21	6	991	1	100	16	570	499	19,451	662	779
2 cows	332		664		163,757		20	5	500	1	30	16	1,242	255	14,982	325	686
3 cows	123		369		83,756		18	5	1,489	2	308	17	1,554	95	8,217	122	355
4 cows	45	160	180	642	42,938	101,271	14	1	200	1	130	13	1,250	42	5,417	45	170
5 cows and over	42		308		80,651		13	6	37,367	1	50	8	1,015	30	3,630	41	298
Taylor																	
Total	768	729	1,442	1,169	484,477	472,709	96	35	58,820	24	3,552	52	5,657	721	119,464	788	1,621
None	xxx	xxx	xxx	xxx	xxx	xxx	xxx	xxx	xxx	xxx	xxx	xxx	xxx	xxx	xxx	33	43
1 cow	429	657	429	812	165,309	354,548	25	6	320	5	374	16	1,340	407	48,752	422	528
2 cows	218		436		145,767		28	7	660	9	1,275	15	1,230	211	41,952	216	440
3 cows	62		186		58,442		16	6	1,885	1	208	12	1,642	56	15,197	61	195
4 cows	30	65	120	271	29,190	95,431	11	4	1,205	6	1,235	2	300	26	8,369	30	126
5 to 9 cows	21		125		32,769		11	7	9,450	3	460	7	1,145	19	5,394	20	120
10 to 14 cows		7		86		22,730											
15 to 19 cows	2		31		13,300		1	1	6,000					1	1,500	2	21
20 cows and over	4		115		39,700		4	4	39,300					1	300	4	148
Telfair																	
Total	1,110	943	2,798	2,461	601,399	626,991	243	34	39,119	113	16,250	125	15,362	865	86,960	1,116	3,043
None	xxx	xxx	xxx	xxx	xxx	xxx	xxx	xxx	xxx	xxx	xxx	xxx	xxx	xxx	xxx	44	87
1 cow	378	642	378	911	95,371	224,840	24	3	255	4	280	18	751	257	13,941	356	458
2 cows	352		704		147,449		62	6	1,234	23	1,210	35	2,067	297	25,008	341	726
3 cows	163		489		106,800		52	4	1,622	32	3,641	20	1,897	134	15,657	162	505
4 cows	100	281	400	1,239	75,106	286,406	38	4	1,100	20	2,003	23	2,768	82	12,078	99	397
5 to 9 cows	101		620		131,613		58	14	13,108	31	5,903	26	6,844	85	17,922	98	654
10 cows and over	16	20	207	311	47,060	115,745	9	3	21,800	3	3,213	3	1,035	10	2,354	16	216
Terrell																	
Total	1,247	1,083	1,758	1,476	661,352	564,875	135	13	13,572	35	6,453	107	15,597	1,206	176,219	1,126	1,837
None	xxx	xxx	xxx	xxx	xxx	xxx	xxx	xxx	xxx	xxx	xxx	xxx	xxx	xxx	xxx	69	83
1 cow	889	1,025	889	1,200	333,038	448,765	47	3	95	10	1,106	37	2,886	854	94,096	728	885
2 cows	283		566		200,417		48	4	417	11	2,091	39	5,172	280	57,418	259	529
3 cows	46		138		55,017		19	2	1,340	7	1,781	15	2,275	45	12,705	42	147
4 cows	16	54	64	232	26,460	96,810	9	2	1,220	3	725	6	1,416	14	5,545	15	69
5 to 9 cows	10		55		23,440		9			3	600	7	2,120	10	3,925	10	90
10 cows and over	3	4	46	44	22,980	19,300	3	2	10,500	1	150	3	1,728	3	2,530	3	34
Thomas																	
Total	1,403	1,352	3,285	3,266	977,042	921,043	248	83	189,498	10	27,539	185	28,677	1,160	144,847	1,448	3,696
None	xxx	xxx	xxx	xxx	xxx	xxx	xxx	xxx	xxx	xxx	xxx	xxx	xxx	xxx	xxx	92	193
1 cow	608	1,025	608	1,426	184,512	385,017	47	11	2,183			36	1,590	471	36,392	578	726
2 cows	456		912		225,065		77	14	3,591	1	230	63	6,171	397	46,171	447	1,002
3 cows	165		495		104,539		44	16	5,054	1	90	35	4,379	148	22,306	162	510
4 cows	69	294	276	1,180	55,571	262,929	17	6	1,862			13	2,151	64	11,908	66	292
5 to 9 cows	85		491		113,450		47	25	23,484	2	310	29	7,011	68	16,765	83	484
10 to 14 cows	9	21	100	277	39,630	109,712	6	3	4,580			4	3,700	6	5,150	9	88
15 to 19 cows	4		66		35,525		4	3	22,244	2	1,383	2	1,580	2	2,560	4	70
20 to 29 cows	2	4	45	88	22,750	28,160	1	1	14,600			1	500	2	2,000	2	55
30 to 49 cows	2	7	84	235	43,800	99,525	2	2	35,250	1	363	1	500	1	500	2	91
50 cows and over	3	1	208	60	152,200	36,000	3	2	78,650	3	25,163	1	1,095	1	1,095	3	185
Tift																	
Total	1,039	892	2,245	2,102	862,651	894,493	246	35	124,489	93	23,803	165	24,505	956	174,124	1,051	2,520
None	xxx	xxx	xxx	xxx	xxx	xxx	xxx	xxx	xxx	xxx	xxx	xxx	xxx	xxx	xxx	41	54
1 cow	427	652	427	902	185,467	362,902	46	7	904	12	1,280	36	3,042	389	48,309	409	545
2 cows	360		720		250,304		88	9	1,165	33	4,729	57	6,262	337	62,172	351	788
3 cows	162		486		168,988		60	5	2,390	24	5,385	39	7,487	151	39,793	161	500
4 cows	44	221	176	909	53,904	360,569	20			11	3,119	15	1,917	41	11,469	43	172
5 to 9 cows	34		194		59,205		20	6	5,668	8	4,941	13	2,929	30	8,341	34	203
10 to 14 cows	7	15	78	187	28,925	114,490	7	3	6,062	4	3,349	3	2,103	5	2,990	7	77
15 to 19 cows	1		18		9,000		1	1	9,000							1	20
20 to 29 cows	1	3	29	71	21,000	38,532	1	1	21,000					1	150	1	25
30 to 49 cows	3	1	117	33	85,858	18,000	3	3	78,300	1	1,000	2	765	2	900	3	136
Toombs																	
Total	1,129	823	2,470	1,666	598,133	379,534	88	21	39,554	19	5,868	62	7,549	873	96,319	1,110	2,580
None	xxx	xxx	xxx	xxx	xxx	xxx	xxx	xxx	xxx	xxx	xxx	xxx	xxx	xxx	xxx	42	65
1 cow	429	653	429	905	122,963	235,078	6	2	850			5	280	317	20,589	406	507
2 cows	432		864		208,781		27	5	741	3	400	23	1,244	346	36,680	405	891
3 cows	133		399		92,414		12	2	758	2	1,184	9	1,286	105	16,173	125	352
4 cows	71	165	284	642	66,571	119,556	19	4	490	9	1,534	12	2,229	55	10,515	70	269
5 to 9 cows	55		333		56,804		16	2	3,365	3	950	11	1,110	46	9,932	54	363
10 to 14 cows	3	4	32	49	10,550	3,000	2			1	800	1	600	2	1,400	3	29
15 to 19 cows	1		15		7,200		1	1	1,000	1	1,000	1	800	1	1,040	1	15
20 to 29 cows	5		114		32,850		5	5	32,350					1	50	4	89
30 to 49 cows																	
50 to 74 cows		1		70		21,900											

TABLE 19.—COWS MILKED AND MILK PRODUCED, 1939 AND 1929; DAIRY PRODUCTS SOLD AND BUTTER CHURNED, 1939; AND COWS KEPT FOR MILK APR. 1, 1940; BY NUMBER OF COWS MILKED, BY COUNTIES—Continued

(For explanation and definitions, see text)

STATE OR COUNTY AND NUMBER OF COWS MILKED	COWS MILKED				MILK PRODUCED (GALLONS)		DAIRY PRODUCTS SOLD, 1939							BUTTER CHURNED ON FARMS, 1939		COWS KEPT MAINLY FOR MILK PRODUCTION, APR. 1, 1940	
	Farms reporting		Number					Whole milk sold		Cream sold		Butter sold					
	1939	1929	1939	1929	1939	1929	Farms reporting	Farms reporting	Gallons	Farms reporting	Pounds of butterfat	Farms reporting	Pounds	Farms reporting	Pounds	Farms reporting	Number
GEORGIA—Contd.																	
Towns																	
Total	696	628	1,146	1,044	418,409	426,542	75	12	11,655	57	9,926	22	2,383	685	107,656	677	1,238
None	xxx	xxx	xxx	xxx	xxx	xxx	xxx	xxx	xxx	xxx	xxx	xxx	xxx	xxx	xxx	6	8
1 cow	368	568	368	809	156,462	345,552	22	4	405	13	1,001	9	760	361	43,278	349	399
2 cows	256		512		168,911		28	5	290	23	3,801	6	436	254	45,524	250	547
3 cows	48		144		50,827		15	1	900	12	2,335	5	562	47	12,110	48	159
4 cows	16	60	64	235	19,511	80,990	6	1	360	6	1,686	1	25	15	3,845	16	68
5 cows and over	8		58		22,698		4	1	9,700	3	1,103	1	600	8	2,899	8	57
Treutlen																	
Total	571	535	1,110	960	241,002	228,140	95	24	23,035	19	2,653	61	4,485	500	47,002	583	1,239
None	xxx	xxx	xxx	xxx	xxx	xxx	xxx	xxx	xxx	xxx	xxx	xxx	xxx	xxx	xxx	33	55
1 cow	244	448	244	605	57,292	147,374	25	1	100	1	40	24	1,540	201	12,144	229	299
2 cows	215		430		85,241		36	8	955	9	665	21	1,500	201	19,249	209	456
3 cows	62		186		34,375		16	6	1,060	5	700	7	530	56	7,111	62	182
4 cows	28	87	112	355	22,744	80,766	9	4	2,830	1	4	6	515	24	4,430	28	109
5 cows and over	22		138		41,350		9	5	18,090	3	1,244	3	400	18	4,068	22	138
Troup																	
Total	919	1,373	2,293	2,918	956,691	1,253,965	171	65	305,481	2	700	142	49,911	869	199,948	1,011	2,574
None	xxx	xxx	xxx	xxx	xxx	xxx	xxx	xxx	xxx	xxx	xxx	xxx	xxx	xxx	xxx	110	176
1 cow	469	1,178	469	1,535	196,330	639,042	19	7	791	------	----------	18	1,503	448	58,353	460	545
2 cows	292		584		221,939		56	5	275	------	----------	56	7,013	284	68,744	286	568
3 cows	65		195		64,109		23	4	300	------	----------	23	5,159	64	19,638	65	197
4 cows	22	155	88	663	29,125	282,526	13	4	2,050	1	600	13	3,388	22	8,108	22	86
5 to 9 cows	36		233		86,530		25	16	37,859	------	----------	14	4,942	30	13,680	35	238
10 to 14 cows	16	30	183	383	64,166	164,467	16	13	48,446	------	----------	6	4,240	8	5,715	16	179
15 to 19 cows	7		116		63,775		7	5	36,850	------	----------	4	9,036	4	9,605	7	117
20 to 29 cows	5	7	110	162	58,475	66,155	5	4	35,250	1	100	4	4,830	4	5,615	5	138
30 cows and over	7	3	315	175	172,242	101,775	7	7	143,660	------	----------	4	9,800	5	10,490	5	330
Turner																	
Total	863	800	1,654	2,026	595,461	822,514	160	14	31,415	90	17,099	73	10,473	809	149,207	863	1,776
None	xxx	xxx	xxx	xxx	xxx	xxx	xxx	xxx	xxx	xxx	xxx	xxx	xxx	xxx	xxx	30	42
1 cow	411	552	411	772	178,309	294,504	29	5	1,075	10	616	19	1,321	388	52,258	389	463
2 cows	298		596		210,603		75	2	1,600	44	4,277	29	3,214	282	59,108	292	650
3 cows	82		246		76,619		31	2	1,800	20	3,275	15	2,393	77	18,737	81	253
4 cows	38	228	152	976	39,812	394,982	9	1	500	5	1,342	4	324	37	9,734	38	146
5 to 9 cows	28		164		44,316		13	2	4,040	9	3,692	3	921	21	5,346	27	140
10 cows and over	6	20	85	278	45,802	133,028	5	2	22,400	2	3,897	3	2,300	4	4,024	6	82
Twiggs																	
Total	694	583	1,271	1,226	415,838	352,944	95	12	48,624	35	5,720	59	6,519	651	97,903	710	1,495
None	xxx	xxx	xxx	xxx	xxx	xxx	xxx	xxx	xxx	xxx	xxx	xxx	xxx	xxx	xxx	54	75
1 cow	417	477	417	619	155,363	175,492	33	5	604	10	818	20	1,063	387	45,782	390	473
2 cows	186		372		111,406		26	2	76	8	1,165	19	1,741	179	31,791	177	416
3 cows	44		132		41,750		17	3	392	6	419	11	1,927	41	10,854	42	133
4 cows	21	106	84	607	22,042	177,452	7	------	----------	3	1,040	4	954	19	4,170	21	77
5 cows and over	26		266		85,277		12	2	47,550	8	2,278	5	834	25	5,306	26	221
Union																	
Total	1,202	1,000	1,645	1,531	682,531	598,660	91	21	2,198	45	5,355	44	2,468	1,189	186,109	1,178	1,771
None	xxx	xxx	xxx	xxx	xxx	xxx	xxx	xxx	xxx	xxx	xxx	xxx	xxx	xxx	xxx	17	18
1 cow	829	921	829	1,248	382,038	503,920	41	14	928	21	1,922	18	1,080	818	108,238	792	943
2 cows	321		642		239,458		37	6	1,195	17	2,339	20	1,165	319	63,781	318	645
3 cows	41	79	123	283	42,825	94,740	9	1	75	3	438	6	223	41	10,535	41	120
4 cows and over	11		51		18,210		4	------	----------	4	656	------	--------	11	3,555	10	45
Upson																	
Total	702	766	1,461	1,604	611,314	632,450	127	59	126,722	11	3,225	114	41,348	598	147,028	712	1,638
None	xxx	xxx	xxx	xxx	xxx	xxx	xxx	xxx	xxx	xxx	xxx	xxx	xxx	xxx	xxx	17	30
1 cow	379	644	379	841	161,772	332,040	25	7	545	1	100	23	1,587	323	45,798	374	438
2 cows	221		442		146,387		45	16	2,252	2	175	43	4,333	183	44,202	219	454
3 cows	44		132		44,680		17	5	1,185	2	325	14	2,294	41	12,514	44	148
4 cows	21	97	84	419	21,990	142,995	5	1	365	2	505	5	597	18	6,030	21	89
5 to 9 cows	16		114		39,920		14	9	10,020	4	2,120	12	5,884	16	9,249	16	108
10 to 14 cows	15	23	175	290	110,255	129,165	15	15	52,005	------	----------	13	19,478	13	21,210	15	191
15 to 19 cows	3		52		31,725		3	3	20,350	------	----------	2	3,295	2	3,700	3	52
20 cows and over	3	2	83	54	54,585	28,250	3	3	40,000	------	----------	2	3,900	2	4,325	3	128
Walker																	
Total	1,728	1,841	3,463	4,153	1,805,752	2,098,488	779	155	420,732	13	17,550	728	140,002	1,646	427,724	1,759	4,032
None	xxx	xxx	xxx	xxx	xxx	xxx	xxx	xxx	xxx	xxx	xxx	xxx	xxx	xxx	xxx	77	105
1 cow	1,077	1,597	1,077	2,051	604,097	1,032,964	382	56	5,824	2	75	368	33,971	1,029	194,731	1,054	1,362
2 cows	449		898		392,934		241	30	5,201	1	75	236	33,121	435	122,565	446	1,037
3 cows	82		246		98,710		54	12	5,652	------	----------	51	10,775	79	29,644	82	289
4 cows	38	187	152	801	57,055	361,597	31	5	3,980	------	----------	29	8,782	35	15,811	38	175
5 to 9 cows	49		306		149,393		38	22	53,385	2	750	29	21,145	44	28,668	49	293
10 to 14 cows	12	36	135	512	79,165	257,280	12	10	45,630	1	300	5	9,300	10	10,786	12	107
15 to 19 cows	8		130		77,940		8	7	46,875	1	500	5	8,599	6	8,694	8	137
20 to 29 cows	9	10	202	226	124,958	108,800	9	9	86,995	5	8,650	3	6,650	5	7,675	9	200
30 to 49 cows	------	8	------	294	----------	184,447	------	------	----------	------	----------	------	--------	------	----------	------	------
50 cows and over	4	3	317	269	221,500	153,400	4	4	167,190	1	7,200	2	7,659	3	9,150	4	327

TABLE 19.—COWS MILKED AND MILK PRODUCED, 1939 AND 1929; DAIRY PRODUCTS SOLD AND BUTTER CHURNED, 1939; AND COWS KEPT FOR MILK APR. 1, 1940; BY NUMBER OF COWS MILKED, BY COUNTIES—Continued

(For explanation and definitions, see text)

STATE OR COUNTY AND NUMBER OF COWS MILKED	COWS MILKED				MILK PRODUCED (GALLONS)		DAIRY PRODUCTS SOLD, 1939							BUTTER CHURNED ON FARMS, 1939		COWS KEPT MAINLY FOR MILK PRODUCTION, APR. 1, 1940	
	Farms reporting		Number					Whole milk sold		Cream sold		Butter sold					
	1939	1929	1939	1929	1939	1929	Farms reporting	Farms reporting	Gallons	Farms reporting	Pounds of butterfat	Farms reporting	Pounds	Farms reporting	Pounds	Farms reporting	Number
GEORGIA—Contd.																	
Walton																	
Total	1,877	1,905	2,712	2,779	1,285,096	1,289,227	757	38	122,341	4	2,002	750	92,758	1,791	416,289	1,896	2,935
None	xxx	xxx	xxx	xxx	xxx	xxx	xxx	xxx	xxx	xxx	xxx	xxx	xxx	xxx	xxx	40	42
1 cow	1,348	1,810	1,348	2,215	674,437	1,045,110	441	8	667	———	———	440	37,327	1,276	237,262	1,328	1,481
2 cows	445		890		367,205		249	11	1,134	———	———	249	33,597	437	134,947	444	946
3 cows	54		162		65,323		41	3	750	1	50	41	11,195	53	25,420	54	144
4 cows	13	82	52	305	25,506	116,737	11	4	3,550	1	52	9	3,340	13	7,520	13	50
5 to 9 cows	11		66		31,350		9	6	9,440	1	900	9	4,699	10	8,140	11	64
10 to 14 cows	1	7	11	78	4,000	37,280	1	1	1,000	———	———	1	900	1	1,000	1	12
15 to 19 cows	1		15		7,000		1	1	7,000	———	———	———	———	———	———	1	15
20 to 29 cows	1	3	26	71	15,000	30,550	1	1	15,000	———	———	———	———	———	———	1	26
30 cows and over	3	3	142	110	95,275	59,550	3	3	83,800	1	1,000	1	1,700	1	2,000	3	155
Ware																	
Total	603	525	1,533	1,581	496,124	386,814	55	31	203,600	8	2,321	35	4,330	440	36,282	605	1,850
None	xxx	xxx	xxx	xxx	xxx	xxx	xxx	xxx	xxx	xxx	xxx	xxx	xxx	xxx	xxx	65	145
1 cow	306	377	306	511	109,786	116,088	18	9	717	1	70	14	865	211	12,645	264	407
2 cows	179		358		96,525		14	5	1,535	1	50	12	1,201	131	11,633	166	430
3 cows	57		171		36,815		2	———	———	———	———	2	110	51	5,004	56	172
4 cows	21	122	84	532	16,898	55,809	2	2	152	———	———	2	127	17	1,572	18	69
5 to 9 cows	24		150		20,330		4	3	5,020	———	———	2	615	22	2,442	21	113
10 to 14 cows	5	15	58	194	16,275	71,900	4	2	9,796	3	866	1	312	4	910	4	35
15 to 19 cows	3		48		18,615		3	2	17,155	———	———	1	100	1	416	3	62
20 to 29 cows	3	5	65	114	25,225	31,657	3	3	24,225	———	———	———	———	1	100	3	72
30 to 49 cows	2	5	70	160	40,050	65,360	2	2	38,800	1	60	———	———	———	———	2	80
50 cows and over	3	1	225	70	115,605	46,000	3	3	108,200	2	1,275	1	1,000	2	1,560	3	265
Warren																	
Total	815	787	1,419	1,393	515,862	501,523	146	15	4,064	100	21,982	45	5,121	764	109,110	840	1,646
None	xxx	xxx	xxx	xxx	xxx	xxx	xxx	xxx	xxx	xxx	xxx	xxx	xxx	xxx	xxx	48	56
1 cow	455	671	455	863	179,756	333,551	16	2	165	9	985	7	580	427	44,592	440	518
2 cows	237		474		167,773		62	9	1,847	39	6,034	24	2,741	224	38,794	232	552
3 cows	68		204		74,968		42	1	52	31	7,788	11	1,198	62	13,177	66	217
4 cows	32	111	128	454	40,510	144,852	12	1	300	11	3,425	———	———	29	6,263	31	139
5 to 9 cows	20		116		38,555		11	———	———	8	2,100	3	602	19	5,380	20	140
10 cows and over	3	5	42	76	14,300	23,120	3	2	1,700	2	1,650	———	———	3	904	3	44
Washington																	
Total	1,615	1,427	2,587	2,497	1,116,559	966,512	365	36	44,116	175	43,892	188	24,723	1,359	180,222	1,680	3,036
None	xxx	xxx	xxx	xxx	xxx	xxx	xxx	xxx	xxx	xxx	xxx	xxx	xxx	xxx	xxx	71	81
1 cow	1,049	1,133	1,049	1,521	494,019	560,098	129	8	755	43	4,232	81	7,221	886	89,613	1,043	1,243
2 cows	409		818		329,995		136	12	3,162	76	13,166	58	7,979	335	52,698	409	899
3 cows	74		222		86,497		39	8	2,776	20	5,370	21	3,018	64	14,385	74	253
4 cows	34	182	136	755	55,670	284,835	21	1	620	16	5,450	7	1,085	28	7,602	34	149
5 to 9 cows	40		233		88,253		31	2	2,228	17	10,194	17	3,805	38	12,284	40	255
10 to 14 cows	6	12	59	221	31,525	121,579	6	3	14,150	2	3,100	4	1,615	5	2,980	6	71
15 cows and over	3		60		30,600		3	2	20,425	1	2,400	———	———	3	660	3	85
Wayne																	
Total	718	657	1,607	1,990	408,345	553,084	47	17	81,545	2	365	40	5,440	444	40,627	742	1,888
None	xxx	xxx	xxx	xxx	xxx	xxx	xxx	xxx	xxx	xxx	xxx	xxx	xxx	xxx	xxx	34	75
1 cow	296	391	296	559	98,163	128,350	5	1	140	———	———	4	275	157	11,120	293	424
2 cows	247		494		109,097		15	2	450	———	———	15	940	166	13,825	243	565
3 cows	102		306		58,432		10	2	1,470	1	65	7	455	70	7,571	100	347
4 cows	31	242	124	1,031	16,368	140,384	4	2	1,050	———	———	3	150	21	1,326	30	126
5 to 9 cows	36		212		34,910		8	5	1,185	———	———	8	602	27	3,745	36	184
10 to 14 cows	1	20	10	240	1,500	30,100	———	———	———	———	———	———	———	———	———	1	9
15 to 19 cows	1		17		5,475		1	1	5,650	———	———	1	1,040	1	1,040	1	17
20 to 29 cows	———	1	———	20	———	11,000	———	———	———	———	———	———	———	———	———	———	———
30 to 49 cows	4	1	148	35	84,400	7,000	4	4	75,600	1	300	2	2,000	2	2,000	4	141
50 to 74 cows	———	2	———	105	———	36,250	———	———	———	———	———	———	———	———	———	———	———
Webster																	
Total	443	507	699	740	233,305	284,320	53	4	192	23	2,635	30	4,495	439	76,052	451	753
None	xxx	xxx	xxx	xxx	xxx	xxx	xxx	xxx	xxx	xxx	xxx	xxx	xxx	xxx	xxx	26	32
1 cow	264	468	264	561	94,987	211,165	10	2	136	6	575	3	88	261	32,317	248	290
2 cows	132		264		83,681		27	2	56	11	1,110	16	1,405	131	27,855	131	268
3 cows	30		90		27,902		8	———	———	3	290	5	1,050	30	7,982	29	81
4 cows	10	36	40	143	13,260	57,535	3	———	———	———	———	3	600	10	4,208	10	43
5 to 9 cows	7		41		13,475		5	———	———	3	660	3	1,350	7	3,690	7	39
10 to 14 cows	———	3	———	36	———	15,620	———	———	———	———	———	———	———	———	———	———	———
15 to 19 cows	———		———		———		———	———	———	———	———	———	———	———	———	———	———

TABLE 19.—COWS MILKED AND MILK PRODUCED, 1939 AND 1929; DAIRY PRODUCTS SOLD AND BUTTER CHURNED, 1939; AND COWS KEPT FOR MILK APR. 1, 1940; BY NUMBER OF COWS MILKED BY COUNTIES—Continued

(For explanation and definitions, see text)

STATE OR COUNTY AND NUMBER OF COWS MILKED	COWS MILKED				MILK PRODUCED (GALLONS)		DAIRY PRODUCTS SOLD, 1939							BUTTER CHURNED ON FARMS, 1939		COWS KEPT MAINLY FOR MILK PRODUCTION, APR. 1, 1940	
	Farms reporting		Number					Whole milk sold		Cream sold		Butter sold					
	1939	1929	1939	1929	1939	1929	Farms reporting	Farms reporting	Gallons	Farms reporting	Pounds of butterfat	Farms reporting	Pounds	Farms reporting	Pounds	Farms reporting	Number
GEORGIA—Contd.																	
Wheeler																	
Total	750	646	1,674	1,338	318,242	335,668	57	17	26,318	33	9,345	24	3,010	657	61,465	764	1,967
None	xxx	xxx	xxx	xxx	xxx	xxx	xxx	xxx	xxx	xxx	xxx	xxx	xxx	xxx	xxx	43	69
1 cow	316	508	316	685	62,596	176,764	3	2	500	1	200	1	50	247	12,977	296	391
2 cows	238		476		91,206		17	1	200	11	1,100	6	355	216	19,720	252	566
3 cows	110		330		53,745		14	4	300	8	555	6	450	96	12,658	107	380
4 cows	41	130	164	522	24,815	118,909	9	3	748	6	1,060	5	555	38	6,538	41	180
5 to 9 cows	37		230		36,330		7	3	1,800	3	550	4	1,000	35	8,207	37	216
10 to 14 cows	5	7	50	91	8,425	25,995	4	2	270	2	1,600	1	100	4	865	5	44
15 to 19 cows	—		—		—		—	—	—	—	—	—	—	—	—	—	—
20 cows and over	3	1	108	40	41,125	14,000	3	2	22,500	2	4,300	1	500	1	500	3	121
White																	
Total	849	738	1,162	998	506,133	334,449	90	16	1,322	26	4,557	59	5,299	821	122,856	860	1,253
None	xxx	xxx	xxx	xxx	xxx	xxx	xxx	xxx	xxx	xxx	xxx	xxx	xxx	xxx	xxx	18	22
1 cow	584	707	584	890	278,715	303,339	31	6	230	4	446	26	1,469	567	69,517	577	671
2 cows	228		456		189,473		43	7	980	17	2,211	24	2,331	220	44,594	228	441
3 cows	27	31	81	108	27,320	31,110	11	3	112	3	1,075	6	862	25	6,005	27	81
4 cows and over	10		41		10,625		5	—	—	2	825	3	637	9	2,740	10	38
Whitfield																	
Total	1,363	1,483	2,742	2,577	1,253,288	1,272,423	590	94	282,117	8	3,657	569	105,709	1,285	328,730	1,363	2,890
None	xxx	xxx	xxx	xxx	xxx	xxx	xxx	xxx	xxx	xxx	xxx	xxx	xxx	xxx	xxx	27	42
1 cow	809	1,323	809	1,708	396,091	857,793	264	33	4,277	—	—	257	21,679	758	132,408	786	891
2 cows	408		816		326,782		220	26	6,571	5	1,612	214	27,906	386	106,973	405	835
3 cows	77		231		80,410		50	6	1,400	1	40	48	8,677	76	25,885	76	234
4 cows	32	141	128	505	41,094	209,170	22	2	2,200	—	—	21	5,495	31	11,867	32	128
5 to 9 cows	14		90		28,278		11	6	6,191	—	—	10	2,342	13	6,280	14	74
10 to 14 cows	4	8	46	102	19,650	61,050	4	3	13,300	—	—	3	1,925	3	2,450	4	56
15 to 19 cows	2		34		15,695		2	2	5,015	—	—	2	2,825	2	3,650	2	17
20 to 29 cows	6	10	138	226	84,823	132,960	6	5	52,688	—	—	5	7,765	6	9,280	6	178
30 cows and over	11	1	450	36	260,465	11,450	11	11	190,475	2	2,005	9	27,095	10	29,937	11	455
Wilcox																	
Total	1,053	977	1,822	1,946	603,382	627,539	151	23	8,289	78	10,573	71	7,582	952	116,009	1,070	2,032
None	xxx	xxx	xxx	xxx	xxx	xxx	xxx	xxx	xxx	xxx	xxx	xxx	xxx	xxx	xxx	37	60
1 cow	559	779	559	1,052	213,883	316,411	28	8	1,119	8	599	16	842	515	42,387	548	632
2 cows	343		686		214,681		52	5	620	30	2,870	23	2,038	302	45,244	334	757
3 cows	85		255		72,200		36	3	590	20	2,446	18	1,875	79	14,846	85	263
4 cows	42	188	168	765	46,819	259,993	18	1	180	11	2,178	6	983	36	7,489	42	159
5 to 9 cows	21		120		42,687		14	5	5,280	6	1,840	7	1,220	17	4,825	21	127
10 to 14 cows	3	9	34	104	13,112	43,135	3	1	500	3	640	1	624	3	1,220	3	34
15 to 19 cows	—		—		—		—	—	—	—	—	—	—	—	—	—	—
20 to 29 cows	—	1	—	25	—	8,000	—	—	—	—	—	—	—	—	—	—	—
Wilkes																	
Total	1,370	1,376	3,102	3,469	1,087,257	1,174,471	425	15	65,037	304	90,765	139	20,696	1,317	208,966	1,365	3,415
None	xxx	xxx	xxx	xxx	xxx	xxx	xxx	xxx	xxx	xxx	xxx	xxx	xxx	xxx	xxx	31	67
1 cow	645	1,063	645	1,414	232,316	439,174	80	4	980	46	3,318	37	2,099	620	65,565	615	728
2 cows	416		832		269,748		133	5	662	97	11,324	39	2,958	407	69,395	411	899
3 cows	147		441		134,317		81	—	—	59	10,663	29	3,441	146	31,903	147	473
4 cows	68	259	272	1,127	88,921	393,493	50	1	300	35	9,786	19	2,333	64	15,530	68	285
5 to 9 cows	64		388		124,918		51	3	1,595	42	21,310	10	1,950	59	13,676	64	411
10 to 14 cows	19	40	209	496	87,930	151,237	19	—	—	17	19,020	3	3,111	14	6,991	18	213
15 to 19 cows	2		30		14,357		2	—	—	2	2,875	—	—	2	260	2	30
20 to 29 cows	6	10	123	218	54,200	69,940	6	—	—	5	8,540	2	4,804	5	5,646	6	130
30 cows and over	3	4	162	214	80,550	120,627	3	2	61,500	1	3,929	—	—	—	—	3	179
Wilkinson																	
Total	706	712	1,221	1,288	426,797	382,541	92	31	13,109	21	4,260	60	9,520	651	105,529	682	1,375
None	xxx	xxx	xxx	xxx	xxx	xxx	xxx	xxx	xxx	xxx	xxx	xxx	xxx	xxx	xxx	30	42
1 cow	402	612	402	806	186,924	252,657	22	4	278	3	395	18	1,313	364	47,812	359	428
2 cows	201		402		131,617		38	13	2,093	7	565	24	3,968	178	34,496	194	444
3 cows	56		168		44,825		11	3	77	2	190	9	790	47	9,027	54	212
4 cows	20	95	80	371	23,839	102,544	7	4	2,292	2	300	2	550	19	5,495	18	74
5 to 9 cows	23		126		40,242		10	5	2,060	6	1,810	6	2,399	21	7,799	23	134
10 to 14 cows	4	2	43	26	19,350	7,040	4	2	6,309	1	1,000	1	500	2	900	4	41
15 to 19 cows	—		—		—		—	—	—	—	—	—	—	—	—	—	—
20 to 29 cows	—	2	—	42	—	13,000	—	—	—	—	—	—	—	—	—	—	—
30 to 49 cows	—	1	—	43	—	7,300	—	—	—	—	—	—	—	—	—	—	—
Worth																	
Total	1,735	1,475	3,158	2,993	848,865	1,024,063	209	24	6,934	108	17,390	93	10,537	1,591	178,155	1,710	3,457
None	xxx	xxx	xxx	xxx	xxx	xxx	xxx	xxx	xxx	xxx	xxx	xxx	xxx	xxx	xxx	88	147
1 cow	878	1,170	878	1,579	280,466	551,442	51	5	110	26	1,677	23	1,561	797	58,444	794	973
2 cows	566		1,132		293,497		81	9	1,758	39	3,481	38	3,362	525	67,073	542	1,114
3 cows	156		468		110,694		31	2	506	19	2,518	13	1,559	143	20,884	152	528
4 cows	76	305	304	1,414	76,997	472,621	25	5	1,295	12	4,021	10	1,240	74	15,713	75	351
5 cows and over	59		376		87,211		21	3	3,265	12	5,693	9	2,815	54	16,021	59	364

TABLE 19.—COWS MILKED AND MILK PRODUCED, 1939 AND 1929; DAIRY PRODUCTS SOLD AND BUTTER CHURNED, 1939; AND COWS KEPT FOR MILK APR. 1, 1940; BY NUMBER OF COWS MILKED, BY COUNTIES—Continued

(For explanation and definitions, see text)

STATE OR COUNTY AND NUMBER OF COWS MILKED	COWS MILKED				MILK PRODUCED (GALLONS)		DAIRY PRODUCTS SOLD, 1939							BUTTER CHURNED ON FARMS, 1939		COWS KEPT MAINLY FOR MILK PRODUCTION, APR. 1, 1940	
	Farms reporting		Number					Whole milk sold		Cream sold		Butter sold					
	1939	1929	1939	1929	1939	1929	Farms reporting	Farms reporting	Gallons	Farms reporting	Pounds of butterfat	Farms reporting	Pounds	Farms reporting	Pounds	Farms reporting	Number
IDAHO																	
Total	35,691	32,872	191,103	168,086	131,153,846	104,666,773	28,770	12,654	53,526,908	16,996	16,731,922	853	217,210	14,355	2,009,366	35,710	211,180
None	xxx	xxx	xxx	xxx	xxx	xxx	xxx	xxx	xxx	xxx	xxx	xxx	xxx	xxx	xxx	1,216	4,864
1 cow	5,609	10,916	5,609	16,556	3,645,923	9,766,407	1,443	559	208,118	802	115,193	168	13,493	2,985	288,660	5,099	7,584
2 cows	5,432		10,864		6,639,612		3,620	1,287	1,175,515	2,325	633,712	200	25,533	2,939	370,050	5,190	12,741
3 cows	4,187		12,561		8,017,152		3,719	1,505	2,331,367	2,289	1,006,101	136	23,947	1,851	252,543	4,072	14,077
4 cows	4,076	17,718	16,304	90,673	10,662,832	56,215,879	3,843	1,537	3,411,546	2,377	1,476,513	105	28,379	1,651	243,820	3,987	17,649
5 to 9 cows	11,454		74,531		50,521,103		11,222	4,980	19,227,521	6,684	7,261,086	188	60,890	3,801	600,603	11,279	79,661
10 to 14 cows	3,302	3,633	37,372	45,077	26,599,120	28,390,442	3,294	1,744	12,469,854	1,761	3,550,930	40	32,873	832	167,527	3,263	39,308
15 to 19 cows	926		15,171		11,081,020		925	543	5,705,761	456	1,397,427	8	6,853	190	41,747	911	15,907
20 to 29 cows	521	473	11,786	10,640	8,741,306	6,801,799	520	358	5,297,468	222	886,763	5	13,300	83	27,652	511	12,128
30 to 49 cows	163	111	5,596	3,880	4,156,926	2,584,027	163	122	2,838,216	71	363,128	2	5,342	22	10,164	161	5,725
50 to 74 cows	18	19	1,058	1,063	877,532	732,619	18	17	748,542	7	35,599	1	6,600	1	6,600	18	1,192
75 cows and over	3	2	271	197	211,320	175,600	3	2	113,000	2	5,490	—	—	—	—	3	344
Ada																	
Total	2,223	1,938	19,572	14,474	15,330,123	9,936,127	2,015	1,752	11,270,594	380	898,165	8	1,621	140	14,929	2,254	22,244
None	xxx	xxx	xxx	xxx	xxx	xxx	xxx	xxx	xxx	xxx	xxx	xxx	xxx	xxx	xxx	102	615
1 cow	234	368	234	556	160,770	340,362	76	68	32,523	6	1,437	2	582	65	6,296	209	399
2 cows	188		376		263,265		153	134	157,896	18	5,395	3	474	31	3,781	175	462
3 cows	140		420		293,469		135	124	218,495	14	8,273	1	15	10	1,115	132	477
4 cows	125	1,018	500	5,884	367,041	3,997,194	120	112	282,739	9	8,361	2	550	8	1,376	121	595
5 to 9 cows	684		4,762		3,657,480		680	599	2,763,685	121	188,361	—	—	18	1,423	674	5,465
10 to 14 cows	495	472	5,671	6,011	4,502,930	4,227,824	494	407	3,163,467	130	323,549	—	—	5	444	488	6,124
15 to 19 cows	187		3,087		2,476,406		187	154	1,690,868	54	200,314	—	—	1	365	186	3,408
20 to 29 cows	122	67	2,745	1,495	2,211,225	996,863	122	112	1,800,730	19	95,446	—	—	2	129	119	2,733
30 to 49 cows	44	9	1,531	318	1,187,492	228,984	44	38	969,876	8	61,977	—	—	—	—	44	1,637
50 cows and over	4	4	246	210	210,045	144,900	4	4	190,315	1	5,052	—	—	—	—	4	329
Adams																	
Total	329	336	1,617	2,204	1,210,865	1,134,342	265	22	37,948	251	287,428	5	772	129	14,894	324	1,689
None	xxx	xxx	xxx	xxx	xxx	xxx	xxx	xxx	xxx	xxx	xxx	xxx	xxx	xxx	xxx	6	18
1 cow	48	93	48	133	40,254	67,852	17	4	2,030	13	2,782	—	—	24	2,142	44	59
2 cows	68		136		91,790		47	3	3,802	43	16,908	1	100	29	3,238	66	179
3 cows	29		87		67,005		26	1	5	26	14,076	1	300	7	731	28	87
4 cows	42	166	168	938	121,709	475,735	39	4	3,700	36	33,248	1	30	19	1,657	40	183
5 to 9 cows	104		685		560,612		99	6	15,844	96	132,777	2	342	35	3,892	103	683
10 to 14 cows	27	63	292	804	211,575	429,486	27	2	12,067	27	56,127	—	—	7	1,178	27	307
15 to 19 cows	7		114		67,290		6	—	—	6	20,292	—	—	4	725	6	93
20 to 29 cows	4	13	87	299	50,630	147,269	4	2	500	4	11,218	—	—	4	1,331	4	80
30 to 49 cows	—	1	—	30	—	14,000	—	—	—	—	—	—	—	—	—	—	—
Bannock																	
Total	1,329	1,241	8,341	7,938	5,539,237	4,964,154	1,046	483	2,666,711	593	606,074	20	6,201	551	73,992	1,318	9,650
None	xxx	xxx	xxx	xxx	xxx	xxx	xxx	xxx	xxx	xxx	xxx	xxx	xxx	xxx	xxx	31	184
1 cow	225	328	225	496	142,378	303,722	37	21	9,911	16	2,590	—	—	93	8,506	207	307
2 cows	153		306		171,201		84	32	29,643	49	15,168	5	452	76	8,451	147	382
3 cows	119		357		203,807		102	39	50,152	67	27,846	3	630	53	6,091	116	434
4 cows	137	653	548	3,580	343,400	2,303,900	132	49	111,982	85	61,356	6	2,222	65	9,667	135	622
5 to 9 cows	430		2,844		1,842,765		426	189	788,670	249	240,137	2	257	171	22,460	423	3,373
10 to 14 cows	161	213	1,819	2,657	1,211,915	1,641,899	161	78	557,068	85	152,497	4	2,640	61	12,528	157	1,942
15 to 19 cows	52		859		572,286		52	34	345,860	24	41,672	—	—	19	3,088	51	903
20 to 29 cows	36	36	801	803	562,486	463,554	36	27	370,539	13	43,070	—	—	8	1,918	35	836
30 cows and over	16	11	602	402	488,999	251,079	16	14	402,886	5	21,758	—	—	5	1,283	16	667
Bear Lake																	
Total	636	725	4,038	4,035	2,352,116	2,527,963	551	346	1,166,496	225	254,175	15	4,170	241	33,929	622	4,704
None	xxx	xxx	xxx	xxx	xxx	xxx	xxx	xxx	xxx	xxx	xxx	xxx	xxx	xxx	xxx	3	128
1 cow	49	157	49	248	26,771	154,195	11	8	2,857	2	212	1	10	21	1,769	44	67
2 cows	70		140		65,399		40	30	24,365	8	1,552	2	256	27	3,467	69	182
3 cows	67		201		106,893		58	38	46,628	19	9,017	1	10	25	3,172	66	237
4 cows	52	455	208	2,435	128,607	1,490,262	51	36	73,892	15	10,019	1	108	13	1,316	50	232
5 to 9 cows	266		1,772		1,029,759		259	160	513,629	112	104,555	8	2,182	98	14,380	260	2,048
10 to 14 cows	100	106	1,110	1,246	656,454	822,756	100	57	350,918	50	72,872	2	1,604	45	7,871	98	1,234
15 to 19 cows	26		423		252,885		26	12	106,657	15	31,322	—	—	9	1,623	26	459
20 cows and over	6	5	135	106	85,350	60,750	6	5	47,550	2	4,646	—	—	3	331	6	117
Benewah																	
Total	499	373	1,751	1,457	1,000,994	809,244	305	48	121,858	267	151,833	24	4,992	355	46,868	490	1,768
None	xxx	xxx	xxx	xxx	xxx	xxx	xxx	xxx	xxx	xxx	xxx	xxx	xxx	xxx	xxx	16	29
1 cow	144	179	144	281	83,604	160,801	24	6	830	16	1,512	4	468	89	7,462	130	168
2 cows	123		246		140,615		68	8	2,296	54	11,423	10	1,875	96	13,360	119	257
3 cows	74		222		131,247		60	11	4,390	53	18,347	5	449	57	8,224	71	230
4 cows	41	172	164	801	90,648	422,670	37	1	400	36	17,443	1	300	32	4,828	40	164
5 to 9 cows	95		605		344,190		94	15	36,436	87	65,985	4	1,900	71	11,709	92	591
10 to 14 cows	18	17	210	210	99,890	122,073	18	4	6,925	17	24,161	—	—	8	1,285	18	199
15 to 19 cows	1		15		12,300		1	—	—	1	4,000	—	—	—	—	1	14
20 cows and over	3	5	125	145	98,500	103,700	3	3	70,581	3	8,964	—	—	—	—	3	116

TABLE 19.—COWS MILKED AND MILK PRODUCED, 1939 AND 1929; DAIRY PRODUCTS SOLD AND BUTTER CHURNED, 1939; AND COWS KEPT FOR MILK APR. 1, 1940; BY NUMBER OF COWS MILKED, BY COUNTIES—Continued

(For explanation and definitions, see text)

STATE OR COUNTY AND NUMBER OF COWS MILKED	COWS MILKED				MILK PRODUCED (GALLONS)		DAIRY PRODUCTS SOLD, 1939						BUTTER CHURNED ON FARMS, 1939		COWS KEPT MAINLY FOR MILK PRODUCTION, APR. 1, 1940	
	Farms reporting		Number					Whole milk sold		Cream sold		Butter sold				
	1939	1929	1939	1929	1939	1929	Farms reporting	Farms reporting	Gallons	Farms reporting	Pounds of butterfat	Farms reporting	Pounds	Farms reporting	Pounds	Farms reporting	Number
IDAHO-Contd.																	
Bingham																	
Total	1,837	1,722	8,904	6,846	6,137,545	4,475,728	1,572	985	3,345,613	635	548,365	18	4,123	331	46,908	1,845	9,712
None	xxx	xxx	xxx	xxx	xxx	xxx	xxx	xxx	xxx	xxx	xxx	xxx	xxx	xxx	xxx	45	142
1 cow	212	672	212	1,019	140,448	621,429	55	35	14,617	17	2,809	3	260	56	4,852	199	342
2 cows	263		526		334,434		191	98	97,505	99	29,499	2	356	69	7,984	253	611
3 cows	258		774		533,711		242	134	233,009	110	59,868	5	1,369	62	9,300	256	870
4 cows	269	959	1,076	4,619	765,541	3,035,384	262	165	392,596	103	79,101	1	600	37	6,116	267	1,170
5 to 9 cows	695		4,451		3,105,357		683	448	1,774,288	260	287,880	6	1,488	92	15,734	686	4,672
10 to 14 cows	112	81	1,275	955	839,700	605,915	111	83	565,114	35	56,509	-----	-----	12	2,290	111	1,299
15 to 19 cows	16		254		174,334		16	11	92,025	7	19,635	1	50	3	652	16	243
20 to 29 cows	8	8	171	177	115,470	122,200	8	6	74,461	2	4,364	-----	-----	-----	-----	8	178
30 cows and over	4	2	165	76	128,550	90,800	4	3	100,000	2	8,700	-----	-----	-----	-----	4	185
Blaine																	
Total	262	300	1,556	1,869	1,028,343	970,173	213	128	481,726	99	86,028	9	1,357	134	20,099	268	1,953
None	xxx	xxx	xxx	xxx	xxx	xxx	xxx	xxx	xxx	xxx	xxx	xxx	xxx	xxx	xxx	12	57
1 cow	34	64	34	99	20,517	52,972	13	7	2,928	5	595	2	72	23	1,692	30	54
2 cows	31		62		39,830		16	5	5,895	10	3,326	1	150	17	2,234	31	93
3 cows	34		102		71,004		30	19	30,184	13	5,815	2	250	18	2,893	34	145
4 cows	25	170	100	890	62,481	449,711	21	12	23,633	9	4,254	2	385	12	1,932	25	125
5 to 9 cows	94		611		405,978		89	54	173,145	41	33,564	2	500	47	8,421	93	710
10 to 14 cows	27	63	315	808	196,885	421,555	27	18	122,518	13	18,681	-----	-----	10	1,732	27	324
15 to 19 cows	10		168		114,231		10	6	49,455	5	16,320	-----	-----	3	606	9	177
20 cows and over	7	3	164	72	117,417	45,935	7	7	73,968	3	3,473	-----	-----	4	589	7	268
Boise																	
Total	155	162	709	696	531,041	377,458	114	17	10,995	96	68,119	8	1,719	45	6,630	158	849
None	xxx	xxx	xxx	xxx	xxx	xxx	xxx	xxx	xxx	xxx	xxx	xxx	xxx	xxx	xxx	5	9
1 cow	27	65	27	97	25,440	54,272	7	3	1,170	2	420	2	140	5	330	25	49
2 cows	27		54		41,965		13	5	765	5	1,033	3	115	16	2,321	27	66
3 cows	19		57		37,916		13	2	900	12	1,917	-----	-----	8	989	19	66
4 cows	13	86	52	478	47,900	266,326	13	2	4,500	11	4,749	1	1,200	2	1,400	13	69
5 to 9 cows	56		372		261,820		55	3	2,360	53	39,301	2	264	13	1,434	56	439
10 cows and over	13	11	147	121	116,000	56,860	13	2	1,300	13	20,699	-----	-----	1	156	13	151
Bonner																	
Total	1,147	800	4,764	3,392	2,718,566	1,998,748	859	113	212,413	788	551,041	31	11,604	901	118,123	1,152	5,001
None	xxx	xxx	xxx	xxx	xxx	xxx	xxx	xxx	xxx	xxx	xxx	xxx	xxx	xxx	xxx	40	130
1 cow	288	346	288	508	167,490	297,315	79	6	1,059	72	8,676	8	860	223	22,867	271	326
2 cows	214		428		241,619		157	20	9,090	138	30,251	4	815	184	22,655	205	483
3 cows	137		411		235,739		121	10	6,965	115	42,024	6	1,399	114	13,475	133	441
4 cows	121	377	484	1,866	260,637	1,138,471	118	18	9,117	105	53,844	5	1,890	86	12,502	120	506
5 to 9 cows	292		1,912		1,096,155		289	28	49,532	277	269,091	6	1,420	224	30,048	288	1,872
10 to 14 cows	71	72	791	888	462,523	485,863	71	23	70,050	61	103,102	1	1,920	55	10,893	71	808
15 to 19 cows	17		284		149,644		17	6	50,000	13	21,381	1	3,300	11	4,927	17	280
20 cows and over	7	5	166	130	104,959	77,099	7	2	16,600	7	22,672	-----	-----	4	756	7	155
Bonneville																	
Total	1,386	1,273	6,408	5,357	4,509,875	3,319,978	1,154	587	1,944,027	605	487,013	27	7,386	509	82,635	1,391	7,070
None	xxx	xxx	xxx	xxx	xxx	xxx	xxx	xxx	xxx	xxx	xxx	xxx	xxx	xxx	xxx	39	137
1 cow	186	480	186	731	125,265	445,036	55	22	13,222	29	4,222	6	276	69	7,546	171	264
2 cows	234		468		308,927		166	78	69,517	92	25,476	3	600	109	15,341	227	548
3 cows	224		672		458,714		206	98	172,492	111	46,680	4	535	90	14,068	219	733
4 cows	225	707	900	3,337	618,879	2,057,971	217	98	219,997	128	71,621	4	472	81	13,070	221	933
5 to 9 cows	408		2,551		1,792,106		401	220	802,323	195	199,581	10	5,503	136	27,761	405	2,681
10 to 14 cows	68	71	769	886	567,577	537,876	68	41	249,693	34	80,470	-----	-----	17	3,573	68	849
15 to 19 cows	25		413		291,014		25	17	176,143	10	30,458	-----	-----	4	764	25	457
20 to 29 cows	9	12	207	262	160,890	188,795	9	7	90,490	3	19,425	-----	-----	1	52	9	226
30 to 49 cows	7	2	242	75	186,503	50,300	7	6	150,150	3	9,080	-----	-----	2	460	7	262
50 to 74 cows	-----	1	-----	66	-----	40,000	-----	-----	-----	-----	-----	-----	-----	-----	-----	-----	-----
Boundary																	
Total	514	285	2,040	1,385	1,515,546	801,661	381	43	82,617	356	276,355	16	3,852	352	51,253	514	2,086
None	xxx	xxx	xxx	xxx	xxx	xxx	xxx	xxx	xxx	xxx	xxx	xxx	xxx	xxx	xxx	39	94
1 cow	146	103	146	152	93,490	87,061	46	6	690	38	4,753	5	262	107	12,254	123	170
2 cows	110		220		136,458		86	14	4,358	78	20,135	4	479	84	11,489	101	220
3 cows	48		144		95,552		44	5	3,660	43	19,065	1	80	34	5,484	45	148
4 cows	46	152	184	772	122,945	478,430	43	5	7,816	40	24,672	2	320	32	5,637	44	178
5 to 9 cows	120		769		478,968		118	9	28,349	117	119,064	2	160	75	10,283	119	756
10 to 14 cows	32	30	353	461	248,868	236,170	32	3	22,514	30	56,074	1	1,500	17	4,178	32	347
15 cows and over	12		224		139,265		12	1	15,250	10	32,592	1	1,071	5	1,928	11	178
Butte																	
Total	224	196	1,120	1,170	684,485	641,534	174	92	284,275	90	64,482	6	814	122	16,701	224	1,205
None	xxx	xxx	xxx	xxx	xxx	xxx	xxx	xxx	xxx	xxx	xxx	xxx	xxx	xxx	xxx	7	18
1 cow	27	53	27	89	17,512	47,607	2	2	610	-----	-----	-----	-----	19	1,646	24	25
2 cows	36		72		42,370		21	10	7,065	10	2,480	2	300	26	3,158	34	77
3 cows	19		57		32,735		16	9	9,540	7	3,132	-----	-----	10	1,450	19	69
4 cows	29	103	116	527	64,157	302,923	24	12	25,625	12	4,665	-----	-----	14	1,678	29	139
5 to 9 cows	94		606		356,817		92	47	157,604	52	38,388	3	410	44	7,246	92	683
10 to 14 cows	15	40	170	554	96,459	291,004	15	9	49,081	8	11,657	1	104	8	1,283	15	165
15 cows and over	4		72		54,435		4	3	34,800	1	4,160	-----	-----	1	240	4	79

TABLE 19.—COWS MILKED AND MILK PRODUCED, 1939 AND 1929; DAIRY PRODUCTS SOLD AND BUTTER CHURNED, 1939; AND COWS KEPT FOR MILK APR. 1, 1940; BY NUMBER OF COWS MILKED, BY COUNTIES—Continued

(For explanation and definitions, see text)

STATE OR COUNTY AND NUMBER OF COWS MILKED	COWS MILKED				MILK PRODUCED (GALLONS)		DAIRY PRODUCTS SOLD, 1939							BUTTER CHURNED ON FARMS, 1939		COWS KEPT MAINLY FOR MILK PRODUCTION, APR. 1, 1940	
	Farms reporting		Number					Whole milk sold		Cream sold		Butter sold					
	1939	1929	1939	1929	1939	1929	Farms reporting	Farms reporting	Gallons	Farms reporting	Pounds of butterfat	Farms reporting	Pounds	Farms reporting	Pounds	Farms reporting	Number
IDAHO—Contd.																	
Camas																	
Total	154	175	622	952	437,684	547,525	114	5	8,760	109	87,687	2	1,795	128	17,909	150	670
None	xxx	xxx	xxx	xxx	xxx	xxx	xxx	xxx	xxx	xxx	xxx	xxx	xxx	xxx	xxx	3	8
1 cow	37	55	37	76	26,255	34,951	7	1	125	6	612	———	———	25	1,966	32	40
2 cows	28		56		36,165		21	2	1,430	19	4,839	———	———	24	2,882	28	67
3 cows	16		48		30,994		14	1	1,000	13	3,874	———	———	13	1,795	16	53
4 cows	21	93	84	459	62,580	286,018	21	———	———	21	15,144	———	———	18	2,730	21	100
5 to 9 cows	39		233		159,255		38	———	———	38	35,168	———	———	37	5,287	38	253
10 cows and over	13	29	164	417	122,415	276,556	13	1	6,205	12	28,050	2	1,795	11	3,245	12	148
Canyon																	
Total	3,168	2,965	22,835	18,328	18,586,377	12,683,397	2,900	1,410	8,501,392	1,555	2,555,971	13	19,718	180	39,962	3,220	25,229
None	xxx	xxx	xxx	xxx	xxx	xxx	xxx	xxx	xxx	xxx	xxx	xxx	xxx	xxx	xxx	136	663
1 cow	268	702	268	1,071	222,046	694,670	87	25	12,507	61	12,862	3	222	65	7,228	241	428
2 cows	263		526		422,088		205	83	111,119	122	58,368	1	3	37	4,444	250	662
3 cows	271		813		680,609		261	106	223,930	159	108,209	1	72	12	1,420	263	997
4 cows	297	1,709	1,188	9,207	1,001,539	6,363,377	290	133	396,019	161	148,548	———	———	7	366	286	1,318
5 to 9 cows	1,283		8,534		7,111,368		1,271	614	2,937,557	685	1,044,578	2	2,936	34	7,018	1,270	9,333
10 to 14 cows	499	474	5,699	5,831	4,597,091	4,051,145	499	287	2,368,199	226	593,039	5	9,885	17	12,059	492	5,864
15 to 19 cows	167		2,732		2,180,719		167	98	1,175,015	78	286,648	———	———	6	767	165	2,871
20 to 29 cows	98	59	2,181	1,309	1,653,663	901,093	98	49	773,252	53	252,455	———	———	1	60	95	2,208
30 to 49 cows	18	14	642	471	512,185	339,643	18	11	338,254	8	48,760	———	———	———	———	18	636
50 to 74 cows	4	6	242	339	204,969	263,489	4	4	165,540	2	7,504	1	6,600	1	6,600	4	249
75 to 99 cows	———	———	———	———	———	———	———	———	———	———	———	———	———	———	———	———	———
100 to 199 cows	———	1	———	100	———	70,000	———	———	———	———	———	———	———	———	———	———	———
Caribou																	
Total	175	169	1,306	1,091	877,951	615,430	154	61	519,267	75	62,107	4	1,880	93	15,535	175	1,459
None	xxx	xxx	xxx	xxx	xxx	xxx	xxx	xxx	xxx	xxx	xxx	xxx	xxx	xxx	xxx	4	16
1 cow	22	57	22	91	9,865	48,334	1	———	———	1	75	———	———	9	477	22	42
2 cows	23		46		24,095		10	3	1,829	7	2,360	———	———	15	1,826	23	51
3 cows	18		54		29,961		13	3	3,575	10	3,526	———	———	13	1,766	17	57
4 cows	14	76	56	406	34,370	208,498	13	3	5,255	11	6,435	1	70	9	1,320	14	79
5 to 9 cows	46		301		195,310		45	18	70,982	27	21,993	3	1,810	24	4,911	44	304
10 to 14 cows	28	25	310	326	191,346	198,508	28	16	113,536	13	13,372	———	———	12	2,857	27	331
15 to 19 cows	8		132		93,264		8	4	55,400	4	11,146	———	———	5	1,139	8	148
20 cows and over	16	11	385	268	299,740	160,090	16	14	268,890	2	3,200	———	———	6	1,239	16	431
Cassia																	
Total	1,141	1,187	5,418	6,175	3,234,133	3,898,053	919	432	1,202,266	521	427,485	19	3,461	534	78,780	1,140	5,705
None	xxx	xxx	xxx	xxx	xxx	xxx	xxx	xxx	xxx	xxx	xxx	xxx	xxx	xxx	xxx	31	87
1 cow	123	338	123	511	83,587	308,125	28	15	5,316	12	1,974	1	26	65	7,215	118	172
2 cows	191		382		222,831		117	52	52,402	67	18,297	5	825	99	13,474	185	423
3 cows	177		531		322,667		152	75	107,429	82	38,751	3	206	77	11,209	170	557
4 cows	179	701	716	3,610	459,898	2,300,330	165	82	187,356	90	55,425	3	1,384	78	11,015	175	734
5 to 9 cows	384		2,414		1,438,135		370	169	561,444	210	197,205	5	813	170	27,129	374	2,444
10 to 14 cows	63	130	732	1,617	436,420	992,221	63	25	149,944	45	79,469	2	207	34	6,504	63	710
15 to 19 cows	13		214		116,245		13	7	42,585	8	20,480	———	———	8	1,746	13	214
20 to 29 cows	7	15	157	338	87,300	225,541	7	4	38,000	5	13,176	———	———	3	488	7	193
30 to 49 cows	4	3	149	99	67,050	71,836	4	3	57,780	2	2,710	———	———	———	———	4	161
Clark																	
Total	83	88	542	692	376,620	325,889	58	11	41,808	49	65,688	2	2,706	71	14,662	80	696
None	xxx	xxx	xxx	xxx	xxx	xxx	xxx	xxx	xxx	xxx	xxx	xxx	xxx	xxx	xxx	2	8
1 cow	8	21	8	33	5,500	14,085	———	———	———	———	———	———	———	5	464	8	14
2 cows	10		20		11,060		1	———	———	———	———	1	60	6	634	7	18
3 cows	6		18		12,310		5	2	1,836	4	2,108	———	———	5	581	5	24
4 cows	7	44	28	238	15,300	102,645	6	1	600	5	4,101	———	———	6	909	7	52
5 to 9 cows	27		162		105,265		23	4	13,545	20	18,171	———	———	27	4,347	26	200
10 to 14 cows	22	23	249	421	181,575	209,159	20	4	25,827	17	28,243	1	2,646	18	6,847	22	320
15 cows and over	3		57		41,610		3	———	———	3	13,065	———	———	3	880	3	60
Clearwater																	
Total	425	346	1,388	1,115	614,635	582,489	265	55	77,071	220	85,284	25	2,306	307	38,188	422	1,437
None	xxx	xxx	xxx	xxx	xxx	xxx	xxx	xxx	xxx	xxx	xxx	xxx	xxx	xxx	xxx	17	31
1 cow	101	195	101	284	53,244	150,101	21	5	447	15	1,450	3	500	72	6,902	87	114
2 cows	107		214		95,080		55	7	766	47	8,599	5	598	78	9,593	106	252
3 cows	73		219		90,633		57	9	5,136	46	11,129	6	353	57	7,462	72	220
4 cows	52	151	208	831	87,327	432,388	43	7	5,322	34	16,002	5	452	39	5,605	51	198
5 cows and over	92		646		290,351		89	27	65,400	76	48,104	6	403	61	8,626	89	621
Custer																	
Total	289	270	1,475	1,535	1,246,820	869,595	200	42	104,040	175	195,658	10	1,285	154	26,119	295	1,803
None	xxx	xxx	xxx	xxx	xxx	xxx	xxx	xxx	xxx	xxx	xxx	xxx	xxx	xxx	xxx	15	71
1 cow	40	79	40	122	36,865	75,501	4	2	260	1	130	2	45	16	2,203	39	103
2 cows	36		72		64,847		12	1	150	9	1,914	2	256	19	2,775	34	79
3 cows	32		96		84,555		18	4	5,165	13	6,534	2	560	17	3,042	30	109
4 cows	36	158	144	866	127,500	471,734	26	5	3,840	24	17,703	———	———	21	3,842	36	159
5 to 9 cows	118		778		650,108		113	24	56,075	103	118,954	4	424	68	12,108	116	955
10 to 14 cows	20	33	222	547	186,365	322,360	20	4	12,550	19	35,327	———	———	10	1,545	19	214
15 cows and over	7		123		96,580		7	2	26,000	6	15,096	———	———	3	604	6	113

TABLE 19.—COWS MILKED AND MILK PRODUCED, 1939 AND 1929; DAIRY PRODUCTS SOLD AND BUTTER CHURNED, 1939; AND COWS KEPT FOR MILK APR. 1, 1940; BY NUMBER OF COWS MILKED, BY COUNTIES—Continued

(For explanation and definitions, see text)

STATE OR COUNTY AND NUMBER OF COWS MILKED	COWS MILKED				MILK PRODUCED (GALLONS)		DAIRY PRODUCTS SOLD, 1939						BUTTER CHURNED ON FARMS, 1939		COWS KEPT MAINLY FOR MILK PRODUCTION, APR. 1, 1940	
	Farms reporting		Number					Whole milk sold		Cream sold		Butter sold				
	1939	1929	1939	1929	1939	1929	Farms reporting	Farms reporting	Gallons	Farms reporting	Pounds of butterfat	Farms reporting	Pounds	Farms reporting	Pounds	Farms reporting	Number
IDAHO—Contd.																	
Elmore																	
Total	338	231	1,406	1,234	961,629	690,195	214	31	117,346	200	181,728	5	370	215	25,339	329	1,649
None	xxx	xxx	xxx	xxx	xxx	xxx	xxx	xxx	xxx	xxx	xxx	xxx	xxx	xxx	xxx	24	123
1 cow	92	87	92	122	74,735	70,895	14	2	1,037	12	1,916	----	----	67	5,661	73	98
2 cows	70		140		99,633		38	9	7,675	31	9,810	2	100	45	5,586	63	195
3 cows	33		99		65,105		27	----	----	27	14,213	2	205	21	2,329	30	101
4 cows	28	109	112	583	69,761	324,435	24	2	1,710	24	14,447	1	65	14	2,343	28	149
5 to 9 cows	93		617		367,638		89	10	20,887	87	94,367	----	----	59	7,666	90	615
10 to 14 cows	15	28	168	350	115,208	176,167	15	4	29,300	13	20,166	----	----	7	1,640	14	171
15 to 19 cows	----		----		----		----	----	----	----	----	----	----	----	----	----	----
20 cows and over	7	7	178	178	149,549	118,700	7	4	56,737	6	26,809	----	----	2	114	7	197
Franklin																	
Total	903	937	6,164	6,228	5,250,604	4,702,389	843	637	3,549,506	241	378,785	3	449	203	30,018	880	7,167
None	xxx	xxx	xxx	xxx	xxx	xxx	xxx	xxx	xxx	xxx	xxx	xxx	xxx	xxx	xxx	12	43
1 cow	51	175	51	267	37,230	173,672	14	12	6,568	2	140	----	----	18	1,812	43	67
2 cows	67		134		94,707		55	41	47,204	16	5,599	----	----	18	1,929	61	176
3 cows	87		261		226,432		86	73	161,909	14	9,897	----	----	9	753	82	284
4 cows	91	562	364	3,273	306,610	2,464,395	86	66	205,066	21	17,712	----	----	22	2,828	87	423
5 to 9 cows	401		2,745		2,330,260		396	288	1,524,654	130	191,584	3	449	93	15,120	392	3,179
10 to 14 cows	157	179	1,760	2,190	1,495,340	1,682,547	157	119	1,053,652	44	107,580	----	----	32	5,476	154	1,980
15 to 19 cows	39		627		551,922		39	28	370,566	12	42,852	----	----	11	2,100	39	748
20 to 29 cows	10	19	222	435	208,103	337,705	10	10	179,887	2	3,421	----	----	----	----	10	267
30 to 49 cows	----	2	----	63	----	44,070	----	----	----	----	----	----	----	----	----	----	----
Fremont																	
Total	749	693	3,675	3,056	2,169,144	1,829,585	574	290	867,682	280	214,125	42	11,357	387	66,454	759	3,981
None	xxx	xxx	xxx	xxx	xxx	xxx	xxx	xxx	xxx	xxx	xxx	xxx	xxx	xxx	xxx	21	65
1 cow	112	303	112	465	76,429	251,320	13	6	2,005	6	820	3	127	64	6,198	109	155
2 cows	133		266		171,118		85	44	43,324	31	7,003	14	2,280	79	13,892	130	307
3 cows	107		321		196,665		90	48	68,048	39	10,614	9	1,621	60	10,089	106	383
4 cows	89	325	356	1,608	217,454	933,222	82	34	71,885	46	17,884	6	1,123	50	8,513	88	400
5 to 9 cows	230		1,456		837,388		226	111	337,156	121	99,900	8	1,906	105	18,415	227	1,462
10 to 14 cows	49	50	535	624	319,395	375,452	49	27	148,864	24	35,021	1	700	22	4,718	49	579
15 to 19 cows	14		231		126,870		14	8	65,750	7	20,465	----	----	4	748	14	267
20 to 29 cows	9	14	194	320	114,350	217,861	9	7	73,950	4	11,308	----	----	1	1	9	176
30 to 49 cows	6	1	204	39	109,475	51,740	6	5	56,700	2	11,110	1	3,660	2	3,900	6	187
Gem																	
Total	752	632	4,361	3,457	3,542,557	2,213,031	642	191	938,619	486	634,426	9	1,049	161	17,205	763	4,852
None	xxx	xxx	xxx	xxx	xxx	xxx	xxx	xxx	xxx	xxx	xxx	xxx	xxx	xxx	xxx	34	164
1 cow	143	207	143	319	108,190	200,895	62	13	3,931	47	10,010	4	282	61	6,909	130	208
2 cows	112		224		166,824		92	20	16,009	77	27,962	3	330	44	4,169	109	273
3 cows	63		189		144,439		56	22	28,338	41	25,721	----	----	18	1,750	61	223
4 cows	65	318	260	1,648	203,682	1,077,068	65	12	18,494	54	45,057	1	125	10	968	64	278
5 to 9 cows	226		1,489		1,223,212		225	70	295,809	171	242,744	1	312	19	2,160	222	1,524
10 to 14 cows	99	95	1,091	1,209	906,046	787,413	98	34	277,853	68	171,967	----	----	6	603	99	1,208
15 to 19 cows	22		353		290,428		22	10	101,517	14	47,327	----	----	2	396	22	339
20 to 29 cows	18	11	406	251	338,999	129,955	18	8	138,668	11	57,200	----	----	1	250	18	417
30 cows and over	4	1	206	30	159,737	17,700	4	2	58,000	3	6,438	----	----	----	----	4	218
Gooding																	
Total	822	785	5,578	4,720	3,551,198	3,102,309	754	180	770,923	582	825,030	10	3,190	193	27,717	886	6,268
None	xxx	xxx	xxx	xxx	xxx	xxx	xxx	xxx	xxx	xxx	xxx	xxx	xxx	xxx	xxx	77	312
1 cow	63	189	63	286	33,957	179,586	20	6	1,755	12	1,219	2	50	28	2,775	62	127
2 cows	75		150		91,402		58	19	18,700	39	14,976	2	260	25	2,921	72	197
3 cows	61		183		119,780		57	14	25,680	43	26,922	----	----	16	2,328	61	228
4 cows	109	467	436	2,571	282,741	1,735,429	107	19	41,193	88	66,446	2	158	29	2,930	108	492
5 to 9 cows	358		2,390		1,485,625		356	73	263,786	285	365,300	2	482	74	10,136	353	2,483
10 to 14 cows	98	109	1,118	1,334	714,973	849,695	98	28	173,444	75	173,636	2	2,240	19	5,365	98	1,206
15 to 19 cows	35		592		400,675		35	12	102,811	25	87,318	----	----	4	770	34	533
20 to 29 cows	13	13	291	286	182,677	144,149	13	6	61,254	8	36,695	----	----	1	365	12	326
30 cows and over	10	7	355	243	239,368	193,440	10	3	82,800	7	52,518	----	----	2	127	9	364
Idaho																	
Total	1,186	1,096	4,853	4,431	2,206,204	2,128,089	795	56	79,225	747	427,657	46	5,698	1,087	122,368	1,179	5,021
None	xxx	xxx	xxx	xxx	xxx	xxx	xxx	xxx	xxx	xxx	xxx	xxx	xxx	xxx	xxx	45	115
1 cow	206	444	206	690	103,824	328,622	41	9	2,147	29	2,595	6	358	153	11,506	187	237
2 cows	231		462		196,279		84	11	2,578	72	13,644	9	805	198	20,046	215	478
3 cows	156		468		202,581		122	4	570	114	33,966	8	1,210	146	16,524	149	489
4 cows	170	579	680	2,789	275,282	1,321,829	144	7	3,351	136	49,033	11	1,873	154	19,412	165	691
5 to 9 cows	360		2,250		1,019,842		341	17	18,129	335	252,629	12	1,952	330	44,587	355	2,226
10 to 14 cows	52	73	574	952	287,684	477,638	52	3	9,650	51	73,263	----	----	48	8,279	52	587
15 cows and over	11		213		120,712		11	5	42,800	10	22,527	----	----	8	2,014	11	198
Jefferson																	
Total	1,108	927	4,982	3,981	3,053,549	2,436,354	940	710	1,856,775	240	188,838	24	14,128	299	52,643	1,127	5,737
None	xxx	xxx	xxx	xxx	xxx	xxx	xxx	xxx	xxx	xxx	xxx	xxx	xxx	xxx	xxx	45	177
1 cow	141	307	141	463	80,863	289,153	38	32	14,487	4	409	2	300	67	6,916	130	216
2 cows	172		344		202,643		129	91	83,931	36	9,285	5	970	57	7,269	163	422
3 cows	183		549		336,594		170	127	178,536	48	18,976	5	1,288	47	7,685	180	614
4 cows	162	555	648	2,643	380,714	1,652,085	159	119	231,862	41	22,983	5	3,120	41	8,991	161	732
5 to 9 cows	376		2,357		1,471,569		370	285	949,320	93	99,451	6	5,020	75	16,652	375	2,616
10 to 14 cows	62	61	687	759	423,923	430,140	62	45	271,404	17	30,734	1	3,450	12	5,130	62	740
15 to 19 cows	6		101		55,688		6	6	51,065	----	----	----	----	----	----	6	92
20 cows and over	6	4	155	116	101,555	64,976	6	5	76,070	1	7,000	----	----	----	----	5	128

TABLE 19.—COWS MILKED AND MILK PRODUCED, 1939 AND 1929; DAIRY PRODUCTS SOLD AND BUTTER CHURNED, 1939; AND COWS KEPT FOR MILK APR. 1, 1940; BY NUMBER OF COWS MILKED, BY COUNTIES—Continued

(For explanation and definitions, see text)

STATE OR COUNTY AND NUMBER OF COWS MILKED	COWS MILKED				MILK PRODUCED (GALLONS)		DAIRY PRODUCTS SOLD, 1939						BUTTER CHURNED ON FARMS, 1939		COWS KEPT MAINLY FOR MILK PRODUCTION, APR. 1, 1940	
	Farms reporting		Number					Whole milk sold		Cream sold		Butter sold				
	1939	1929	1939	1929	1939	1929	Farms reporting	Farms reporting	Gallons	Farms reporting	Pounds of butterfat	Farms reporting	Pounds	Farms reporting	Pounds	Farms reporting	Number
IDAHO—Contd.																	
Jerome																	
Total	837	839	3,808	3,303	2,471,127	2,158,450	632	272	734,836	378	374,761	11	2,725	167	21,124	866	4,286
None	xxx	xxx	xxx	xxx	xxx	xxx	xxx	xxx	xxx	xxx	xxx	xxx	xxx	xxx	xxx	56	191
1 cow	117	342	117	515	75,737	327,834	15	8	2,418	7	1,180	-----	-----	32	3,024	111	179
2 cows	124		248		152,802		75	34	24,650	42	12,677	4	374	32	3,286	118	283
3 cows	126		378		235,060		96	44	65,836	56	24,225	1	79	30	3,225	121	403
4 cows	126	447	504	2,121	343,044	1,388,172	116	55	105,885	64	51,648	2	590	25	3,828	123	566
5 to 9 cows	288		1,810		1,154,543		275	106	322,517	178	212,162	4	1,682	41	6,431	283	1,938
10 to 14 cows	43	44	478	546	314,226	343,158	42	18	109,860	25	47,005	-----	-----	6	1,020	41	446
15 to 19 cows	4		85		43,350		4	3	30,100	1	3,450	-----	-----	-----	-----	4	79
20 to 29 cows	9	6	208	121	152,565	99,306	9	4	73,590	5	22,414	-----	-----	1	312	9	201
Kootenai																	
Total	1,280	999	4,977	4,031	3,016,517	2,390,502	858	187	608,106	721	452,282	128	24,899	1,054	146,774	1,237	5,099
None	xxx	xxx	xxx	xxx	xxx	xxx	xxx	xxx	xxx	xxx	xxx	xxx	xxx	xxx	xxx	38	77
1 cow	433	475	433	690	271,596	386,082	115	27	3,063	69	6,170	38	3,045	388	39,152	380	450
2 cows	257		514		285,736		170	23	4,596	139	30,945	37	4,755	221	30,609	243	511
3 cows	133		399		227,905		124	13	5,655	117	40,412	20	4,020	105	16,391	127	398
4 cows	91	455	364	2,303	217,498	1,325,259	88	9	11,053	81	38,669	11	4,455	80	13,480	89	371
5 to 9 cows	264		1,710		1,019,401		259	46	97,499	239	209,793	18	6,504	216	36,004	258	1,718
10 to 14 cows	69	56	779	705	461,659	455,751	69	25	147,530	55	78,013	2	152	50	7,027	69	777
15 to 19 cows	13		213		139,827		13	7	40,714	11	24,733	2	1,968	8	3,484	13	235
20 to 29 cows	15	10	351	228	238,936	170,210	15	12	180,526	7	14,171	-----	-----	6	627	15	335
30 cows and over	5	3	214	105	153,959	53,200	5	5	117,470	3	9,376	-----	-----	-----	-----	5	224
Latah																	
Total	1,533	1,463	5,411	5,071	3,240,020	2,893,314	1,183	115	453,788	1,072	524,339	113	20,432	1,277	186,797	1,519	5,707
None	xxx	xxx	xxx	xxx	xxx	xxx	xxx	xxx	xxx	xxx	xxx	xxx	xxx	xxx	xxx	24	56
1 cow	313	640	313	1,003	187,367	583,763	101	13	1,485	73	9,605	20	1,478	236	24,331	296	404
2 cows	388		776		442,642		281	18	5,300	261	56,887	25	2,365	337	45,339	376	874
3 cows	261		783		423,595		244	19	15,798	222	77,947	23	3,222	223	31,684	259	854
4 cows	216	773	864	3,391	492,301	1,899,607	208	11	7,915	201	98,241	11	2,201	194	29,514	212	875
5 to 9 cows	305		1,858		1,111,549		299	28	66,146	282	228,750	28	8,464	257	49,055	302	1,828
10 to 14 cows	29	45	319	535	215,921	307,441	29	8	68,831	23	36,287	4	2,292	23	5,684	29	316
15 to 19 cows	9		145		94,950		9	7	59,068	5	8,342	2	410	5	960	9	141
20 cows and over	12	5	353	142	271,695	102,503	12	11	229,245	5	8,280	-----	-----	2	250	12	359
Lemhi																	
Total	438	424	2,831	2,712	2,089,797	1,265,446	339	30	115,283	323	588,632	6	538	247	34,460	424	3,296
None	xxx	xxx	xxx	xxx	xxx	xxx	xxx	xxx	xxx	xxx	xxx	xxx	xxx	xxx	xxx	18	119
1 cow	46	96	46	155	34,815	77,840	5	1	18	3	290	1	50	28	1,569	41	55
2 cows	59		118		80,436		27	2	330	26	6,389	-----	-----	42	4,492	52	131
3 cows	36		108		75,558		25	2	2,090	23	9,890	2	30	21	2,462	32	140
4 cows	38	231	152	1,255	121,216	583,729	31	3	5,875	29	15,301	-----	-----	23	3,649	35	172
5 to 9 cows	159		1,066		788,787		152	8	15,627	147	146,853	1	208	88	14,973	149	1,176
10 to 14 cows	75	87	842	1,050	613,075	509,927	74	6	26,180	73	127,352	1	150	35	5,430	72	932
15 to 19 cows	14		237		177,480		14	3	31,440	12	40,286	-----	-----	6	1,015	14	272
20 cows and over	11	10	262	252	198,430	93,950	11	5	33,723	10	42,271	1	100	4	870	11	301
Lewis																	
Total	462	491	1,635	1,622	980,743	985,783	347	26	55,322	323	172,182	25	6,101	414	48,737	452	1,674
None	xxx	xxx	xxx	xxx	xxx	xxx	xxx	xxx	xxx	xxx	xxx	xxx	xxx	xxx	xxx	4	8
1 cow	89	242	89	356	57,948	225,337	27	6	525	21	3,391	5	525	73	5,220	84	121
2 cows	126		252		139,739		90	7	460	81	15,558	8	1,085	113	12,010	120	286
3 cows	69		207		118,405		59	3	1,802	57	22,387	4	1,508	67	8,183	67	213
4 cows	58	252	232	1,031	125,195	615,386	54	3	1,790	54	22,959	2	100	49	5,473	58	224
5 to 9 cows	104		637		365,046		101	5	13,245	95	72,558	5	2,785	99	15,277	103	613
10 to 14 cows	10	17	112	235	79,155	147,060	10	1	6,700	10	16,319	1	100	8	1,815	10	115
15 cows and over	6		106		94,275		6	1	10,800	5	19,010	-----	-----	5	759	6	94
Lincoln																	
Total	375	276	2,618	2,039	1,783,974	1,184,507	324	17	56,943	312	430,634	6	1,030	294	47,808	392	2,872
None	xxx	xxx	xxx	xxx	xxx	xxx	xxx	xxx	xxx	xxx	xxx	xxx	xxx	xxx	xxx	26	94
1 cow	33	51	33	75	20,628	42,086	7	5	717	2	311	2	260	24	2,457	30	51
2 cows	39		78		46,501		23	1	135	22	5,168	-----	-----	35	4,810	39	113
3 cows	34		102		68,313		31	3	3,460	30	13,994	1	365	27	4,082	32	101
4 cows	40	145	160	783	104,264	452,505	37	-----	-----	36	24,868	1	300	26	3,876	40	182
5 to 9 cows	136		906		606,926		133	5	8,331	131	147,648	-----	-----	111	17,602	133	918
10 to 14 cows	60	65	692	816	483,181	485,094	60	1	8,000	59	127,120	1	51	45	8,331	59	729
15 to 19 cows	20		322		219,455		20	-----	-----	20	59,627	1	54	15	4,483	20	336
20 to 29 cows	10	12	230	271	166,406	145,455	10	2	36,300	9	39,358	-----	-----	8	1,302	10	262
30 to 49 cows	3	3	95	94	68,300	59,417	3	-----	-----	3	12,540	-----	-----	3	865	3	86
Madison																	
Total	773	677	3,222	2,865	1,981,376	1,823,123	623	464	1,094,835	194	129,686	12	3,757	180	29,077	760	3,503
None	xxx	xxx	xxx	xxx	xxx	xxx	xxx	xxx	xxx	xxx	xxx	xxx	xxx	xxx	xxx	15	35
1 cow	131	255	131	388	76,597	230,297	44	37	14,904	10	1,083	4	546	55	2,943	118	185
2 cows	147		294		175,198		102	70	67,276	40	10,998	2	971	42	7,096	142	323
3 cows	131		393		245,966		118	93	132,067	27	11,591	1	339	32	5,054	129	426
4 cows	105	364	420	1,711	262,518	1,075,272	101	73	148,103	52	17,017	1	31	23	3,273	103	445
5 to 9 cows	208		1,320		786,761		207	154	455,298	65	57,036	3	1,668	37	7,855	204	1,423
10 to 14 cows	41	52	462	628	320,151	421,404	41	30	200,352	16	24,492	1	402	10	2,516	40	480
15 to 19 cows	7		115		74,025		7	5	49,225	2	4,420	-----	-----	-----	-----	7	124
20 cows and over	3	6	87	138	40,160	96,150	3	2	27,610	2	3,029	-----	-----	1	360	3	62

TABLE 19.—COWS MILKED AND MILK PRODUCED, 1939 AND 1929; DAIRY PRODUCTS SOLD AND BUTTER CHURNED, 1939; AND COWS KEPT FOR MILK APR. 1, 1940; BY NUMBER OF COWS MILKED, BY COUNTIES—Continued

(For explanation and definitions, see text)

STATE OR COUNTY AND NUMBER OF COWS MILKED	COWS MILKED				MILK PRODUCED (GALLONS)		DAIRY PRODUCTS SOLD, 1939							BUTTER CHURNED ON FARMS, 1939		COWS KEPT MAINLY FOR MILK PRODUCTION, APR. 1, 1940	
	Farms reporting		Number					Whole milk sold		Cream sold		Butter sold					
	1939	1929	1939	1929	1939	1929	Farms reporting	Farms reporting	Gallons	Farms reporting	Pounds of butterfat	Farms reporting	Pounds	Farms reporting	Pounds	Farms reporting	Number
IDAHO—Continued																	
Minidoka																	
Total	890	846	3,961	3,865	2,475,946	2,580,494	763	625	1,610,185	151	141,597	2	1,395	82	9,664	873	3,998
None	xxx	xxx	xxx	xxx	xxx	xxx	xxx	xxx	xxx	xxx	xxx	xxx	xxx	xxx	xxx	20	39
1 cow	120	264	120	408	74,949	257,631	32	27	11,642	6	695	———	———	29	2,401	105	152
2 cows	142		284		176,216		112	94	89,705	18	5,285	1	300	18	1,719	133	315
3 cows	134		402		248,766		128	105	154,833	25	11,859	1	1,095	8	2,011	134	458
4 cows	141	514	564	2,588	364,694	1,707,664	140	119	238,906	22	18,111	———	———	6	836	138	546
5 to 9 cows	301		1,910		1,161,312		299	237	778,337	69	78,650	———	———	19	2,437	293	1,866
10 to 14 cows	42		469		289,330		42	36	218,839	7	14,103	———	———	———	———	41	467
15 to 19 cows	5	59	79	671	54,210	424,702	5	2	17,106	3	11,654	———	———	1	60	5	89
20 cows and over	5	9	133	198	106,469	190,497	5	5	100,817	1	1,260	———	———	1	200	4	86
Nez Perce																	
Total	1,020	1,013	3,393	3,836	1,923,397	2,109,440	658	66	127,166	583	294,389	73	18,018	914	122,367	994	3,823
None	xxx	xxx	xxx	xxx	xxx	xxx	xxx	xxx	xxx	xxx	xxx	xxx	xxx	xxx	xxx	24	77
1 cow	308	473	308	696	211,078	389,941	91	28	4,551	50	5,457	26	2,148	258	25,995	275	365
2 cows	238		476		265,812		139	11	4,459	122	25,526	17	1,501	217	24,945	228	594
3 cows	123		369		201,398		107	5	1,312	105	35,523	10	1,040	120	14,736	121	398
4 cows	112	485	448	2,313	233,456	1,256,333	98	2	1,705	94	42,033	3	1,012	107	14,166	109	465
5 to 9 cows	198		1,195		656,576		182	10	12,403	176	136,298	11	3,202	181	29,762	196	1,223
10 to 14 cows	30	43	337	510	177,049	286,608	30	3	15,660	28	33,616	4	973	25	4,057	30	355
15 to 19 cows	5		79		39,100		5	3	20,450	3	1,906	———	———	3	414	5	132
20 to 29 cows	2	9	40	200	29,200	100,958	2	1	7,300	2	528	1	6,400	1	6,500	2	58
30 to 49 cows	4	2	141	65	109,728	29,300	4	3	59,326	3	13,502	1	1,742	2	1,792	4	156
50 to 74 cows	———	1	———	52	———	46,100	———	———	———	———	———	———	———	———	———	———	———
Oneida																	
Total	505	552	2,364	2,553	1,336,886	1,645,294	387	146	418,714	251	189,356	3	260	300	46,269	503	2,533
None	xxx	xxx	xxx	xxx	xxx	xxx	xxx	xxx	xxx	xxx	xxx	xxx	xxx	xxx	xxx	7	18
1 cow	75	188	75	293	43,212	156,462	17	8	3,455	8	1,130	1	25	44	4,336	70	86
2 cows	79		158		82,436		41	16	15,120	25	5,823	———	———	56	8,125	78	177
3 cows	73		219		114,137		66	27	30,313	41	13,264	———	———	41	5,633	73	269
4 cows	68	317	272	1,646	149,426	1,083,976	63	17	28,735	48	23,343	———	———	46	7,612	67	294
5 to 9 cows	166		1,038		611,866		156	59	208,916	101	89,036	2	235	91	16,948	164	1,087
10 to 14 cows	30	41	345	480	191,744	297,785	30	12	73,350	19	33,407	———	———	15	2,560	30	335
15 to 19 cows	11		177		113,040		11	7	58,825	6	13,010	———	———	5	755	11	177
20 cows and over	3	6	80	134	31,025	107,071	3	———	———	3	10,343	———	———	2	300	3	90
Owyhee																	
Total	563	463	2,152	1,704	1,454,271	902,257	317	97	371,268	235	226,765	11	4,317	229	30,150	572	2,676
None	xxx	xxx	xxx	xxx	xxx	xxx	xxx	xxx	xxx	xxx	xxx	xxx	xxx	xxx	xxx	44	184
1 cow	155	245	155	369	83,853	182,469	15	4	674	11	1,414	———	———	56	4,153	136	217
2 cows	107		214		124,608		49	10	8,787	39	10,875	4	812	60	7,263	102	287
3 cows	71		213		143,326		47	13	24,322	35	21,330	1	800	26	3,789	68	290
4 cows	55	187	220	941	132,681	526,765	40	12	27,436	29	22,295	4	1,505	26	4,834	49	215
5 to 9 cows	142		905		612,452		133	43	176,084	98	107,542	2	1,200	50	8,556	140	1,010
10 to 14 cows	23	31	267	394	198,611	193,023	23	10	63,135	18	37,439	———	———	10	1,455	23	263
15 cows and over	10		178		158,760		10	5	70,830	5	25,870	———	———	1	100	10	210
Payette																	
Total	753	662	3,805	3,419	2,769,912	2,019,438	680	137	447,241	556	679,776	7	7,331	76	15,914	742	4,114
None	xxx	xxx	xxx	xxx	xxx	xxx	xxx	xxx	xxx	xxx	xxx	xxx	xxx	xxx	xxx	23	92
1 cow	134	207	134	317	89,969	182,259	74	27	10,981	49	9,500	1	60	26	3,012	123	182
2 cows	124		248		166,028		115	25	25,581	90	35,750	2	167	17	2,045	116	277
3 cows	85		255		183,311		82	17	28,224	68	43,268	———	———	6	872	81	264
4 cows	78	374	312	1,938	228,675	1,152,649	77	14	36,065	63	53,945	1	800	6	1,579	76	336
5 to 9 cows	233		1,493		1,093,543		233	32	135,366	203	285,078	2	1,304	17	2,882	229	1,687
10 to 14 cows	73	69	832	882	606,242	513,328	73	12	68,233	63	172,623	———	———	2	204	71	803
15 to 19 cows	19		307		224,728		19	8	75,775	14	48,970	———	———	1	100	16	231
20 cows and over	7	12	224	282	177,416	171,202	7	2	67,016	6	30,642	1	5,000	1	5,220	7	242
Power																	
Total	370	394	1,992	1,981	1,446,434	1,155,145	262	102	730,339	170	131,722	3	248	216	25,006	367	2,419
None	xxx	xxx	xxx	xxx	xxx	xxx	xxx	xxx	xxx	xxx	xxx	xxx	xxx	xxx	xxx	5	16
1 cow	59	175	59	260	30,925	148,045	2	———	———	2	160	———	———	38	2,703	55	86
2 cows	67		134		74,354		29	2	1,570	27	6,082	———	———	55	6,352	65	179
3 cows	43		129		79,584		35	9	15,694	28	9,902	———	———	29	3,537	41	153
4 cows	45	152	180	756	129,269	404,597	42	12	36,903	30	15,302	———	———	24	3,487	45	221
5 to 9 cows	101		666		467,816		99	41	219,074	60	51,770	2	228	57	6,764	101	789
10 to 14 cows	37	57	431	719	322,212	412,783	37	24	212,031	16	27,105	1	20	8	1,224	37	517
15 to 19 cows	11		186		147,085		11	8	90,638	4	9,948	———	———	4	789	11	215
20 to 29 cows	3	9	72	206	61,442	151,720	3	3	51,912	1	1,752	———	———	———	———	3	75
30 to 49 cows	4	1	135	40	133,747	38,000	4	3	102,517	2	9,701	———	———	1	150	4	168
Shoshone																	
Total	140	131	801	910	544,607	600,331	102	67	289,671	47	35,286	12	722	86	11,161	138	844
None	xxx	xxx	xxx	xxx	xxx	xxx	xxx	xxx	xxx	xxx	xxx	xxx	xxx	xxx	xxx	1	3
1 cow	32	52	32	77	19,985	47,978	4	3	1,685	1	79	———	———	18	1,256	30	42
2 cows	27		54		30,297		21	17	9,727	5	865	4	190	19	2,319	26	54
3 cows	25		75		45,225		22	12	11,840	11	3,777	2	60	17	2,824	25	78
4 cows	10	57	40	238	24,220	114,843	9	6	8,611	3	1,535	2	120	7	1,351	10	45
5 to 9 cows	25		159		97,560		25	13	33,755	15	9,647	3	322	16	2,518	25	163
10 to 14 cows	8	10	90	133	54,900	84,680	8	3	10,100	6	6,008	1	30	6	663	8	123
15 to 19 cows	2		32		21,300		2	2	19,240	———	———	———	———	———	———	2	32
20 to 29 cows	6	5	147	116	113,930	86,600	6	6	94,120	1	3,650	———	———	3	230	6	139
30 to 49 cows	5	5	172	187	137,190	118,130	5	5	100,593	5	9,725	———	———	———	———	5	165
50 to 74 cows	———	1	———	62	———	42,500	———	———	———	———	———	———	———	———	———	———	———
75 to 99 cows	———	1	———	97	———	105,600	———	———	———	———	———	———	———	———	———	———	———

TABLE 19.—COWS MILKED AND MILK PRODUCED, 1939 AND 1929; DAIRY PRODUCTS SOLD AND BUTTER CHURNED, 1939; AND COWS KEPT FOR MILK APR. 1, 1940; BY NUMBER OF COWS MILKED, BY COUNTIES—Continued

(For explanation and definitions, see text)

STATE OR COUNTY AND NUMBER OF COWS MILKED	COWS MILKED				MILK PRODUCED (GALLONS)		DAIRY PRODUCTS SOLD, 1939						BUTTER CHURNED ON FARMS, 1939		COWS KEPT MAINLY FOR MILK PRODUCTION, APR. 1, 1940	
	Farms reporting		Number					Whole milk sold		Cream sold		Butter sold				
	1939	1929	1939	1929	1939	1929	Farms reporting	Farms reporting	Gallons	Farms reporting	Pounds of butterfat	Farms reporting	Pounds	Farms reporting	Pounds	Farms reporting	Number
IDAHO—Continued																	
Teton																	
Total	404	387	2,635	2,807	1,489,336	1,521,538	540	253	857,060	101	103,343	8	1,287	125	19,239	395	2,858
None	xxx	xxx	xxx	xxx	xxx	xxx	xxx	xxx	xxx	xxx	xxx	xxx	xxx	xxx	xxx	9	30
1 cow	47	97	47	142	23,910	81,171	10	7	2,130	2	73	1	25	16	1,224	38	47
2 cows	48		96		52,939		26	18	7,058	8	1,835	3	270	21	3,121	43	102
3 cows	24		72		40,263		21	18	24,810	3	730	—	—	5	607	23	83
4 cows	34	176	136	983	69,725	504,771	32	24	41,439	10	2,726	1	510	11	1,643	33	158
5 to 9 cows	161		1,077		614,381		161	115	323,646	54	54,695	1	270	51	9,284	161	1,197
10 to 14 cows	65	99	752	1,287	401,211	698,766	65	53	276,492	16	22,864	1	12	14	2,060	64	797
15 to 19 cows	18		286		170,711		18	12	97,305	6	13,070	—	—	4	650	17	281
20 to 29 cows	7	10	169	226	116,196	128,070	7	6	84,180	2	7,350	1	200	3	650	7	163
30 to 49 cows	—	5	—	189	—	108,760	—	—	—	—	—	—	—	—	—	—	—
Twin Falls																	
Total	2,427	2,360	13,821	10,764	9,353,577	6,785,289	2,055	1,274	5,040,731	850	889,296	29	5,877	521	68,125	2,418	15,052
None	xxx	xxx	xxx	xxx	xxx	xxx	xxx	xxx	xxx	xxx	xxx	xxx	xxx	xxx	xxx	62	251
1 cow	329	816	329	1,248	227,945	788,390	79	34	14,656	40	6,095	9	578	139	13,348	299	478
2 cows	322		644		421,895		241	114	108,574	130	39,774	4	284	101	12,449	307	826
3 cows	259		777		532,134		238	140	222,968	102	50,774	5	877	56	8,003	253	898
4 cows	291	1,344	1,164	6,535	784,942	4,087,123	284	162	364,465	127	78,593	5	808	58	7,698	284	1,287
5 to 9 cows	867		5,704		3,816,059		856	572	2,106,341	322	380,458	5	1,730	118	18,222	856	5,925
10 to 14 cows	237	165	2,677	2,028	1,837,973	1,271,843	256	165	1,116,596	87	169,885	—	—	37	5,190	237	2,763
15 to 19 cows	67		1,099		759,015		67	45	436,048	24	86,518	—	—	7	915	66	1,164
20 to 29 cows	40	24	918	542	616,459	376,973	39	30	398,713	15	54,794	1	1,600	5	2,300	39	960
30 cows and over	15	11	509	411	357,155	260,960	15	12	272,370	3	22,405	—	—	—	—	15	520
Valley																	
Total	253	220	1,680	1,801	1,050,808	906,418	185	24	98,780	178	216,784	—	—	141	19,908	260	1,899
None	xxx	xxx	xxx	xxx	xxx	xxx	xxx	xxx	xxx	xxx	xxx	xxx	xxx	xxx	xxx	9	52
1 cow	52	42	52	64	38,142	32,554	7	3	760	4	600	—	—	22	2,253	50	77
2 cows	21		42		28,158		11	—	—	11	2,505	—	—	16	2,305	21	53
3 cows	17		51		34,398		13	1	200	13	6,328	—	—	9	983	17	60
4 cows	17	108	68	629	44,109	312,587	15	1	1,400	14	9,657	—	—	9	1,180	17	83
5 to 9 cows	81		539		328,940		74	7	10,345	73	72,187	—	—	46	6,068	81	611
10 to 14 cows	45	59	498	791	302,105	418,052	45	8	20,590	44	75,154	—	—	27	4,282	45	556
15 to 19 cows	12		200		139,361		12	1	15,000	12	27,077	—	—	9	1,742	12	186
20 to 29 cows	5	8	109	185	71,445	81,325	5	—	—	5	18,988	—	—	2	730	5	113
30 to 49 cows	3	2	121	80	64,150	39,900	3	3	50,485	2	4,288	—	—	1	365	3	108
50 to 74 cows	—	1	—	52	—	22,000	—	—	—	—	—	—	—	—	—	—	—
Washington																	
Total	834	825	4,592	5,005	3,297,297	3,158,554	714	47	178,687	688	761,565	3	270	262	26,926	833	4,924
None	xxx	xxx	xxx	xxx	xxx	xxx	xxx	xxx	xxx	xxx	xxx	xxx	xxx	xxx	xxx	20	88
1 cow	109	191	109	291	79,738	175,776	26	5	1,422	20	3,740	1	115	39	3,709	100	155
2 cows	82		164		119,370		64	5	2,915	62	20,488	—	—	29	2,846	81	196
3 cows	92		276		187,691		82	3	2,571	81	38,400	—	—	30	2,758	90	315
4 cows	106	503	424	2,817	312,816	1,781,404	100	10	17,210	95	70,019	—	—	32	3,392	103	442
5 to 9 cows	346		2,257		1,606,377		343	12	33,107	337	393,516	2	155	108	11,032	341	2,399
10 to 14 cows	72	111	816	1,390	591,538	885,164	72	5	16,262	72	147,273	—	—	17	2,430	72	796
15 to 19 cows	19		308		218,297		19	4	48,000	15	46,509	—	—	6	649	18	292
20 to 29 cows	5	14	108	302	85,820	200,910	5	1	20,000	4	22,020	—	—	1	110	5	96
30 cows and over	3	6	130	205	95,650	115,300	3	2	37,200	2	19,600	—	—	—	—	3	145
ILLINOIS																	
Total	184,252	190,861	983,704	963,882	527,832,954	506,374,072	141,713	59,003	303,107,523	83,483	42,977,527	6,249	1,866,490	83,510	8,957,827	183,069	1,080,669
None	xxx	xxx	xxx	xxx	xxx	xxx	xxx	xxx	xxx	xxx	xxx	xxx	xxx	xxx	xxx	4,510	18,529
1 cow	31,241	63,013	31,241	96,541	13,637,796	43,636,024	7,254	1,223	310,961	5,364	554,955	1,030	74,724	17,111	1,154,624	28,550	41,787
2 cows	30,451		60,902		25,170,061		18,953	3,215	1,940,768	15,230	2,991,586	1,308	161,457	18,175	1,548,769	29,334	71,843
3 cows	21,843		65,529		27,739,087		18,252	4,097	4,252,725	14,069	4,351,920	923	176,190	12,385	1,219,445	21,363	75,931
4 cows	21,448	105,373	85,792	525,723	37,508,821	251,298,519	19,714	5,583	8,460,844	14,268	6,126,063	821	220,600	10,955	1,199,904	21,089	93,537
5 to 9 cows	54,182		348,881		168,517,567		52,518	24,487	75,823,934	29,099	20,416,814	1,696	766,071	21,137	2,924,135	53,420	370,304
10 to 14 cows	14,746	18,259	167,869	230,818	96,811,614	135,446,553	14,692	11,016	70,748,808	4,149	5,501,903	343	291,103	2,954	633,239	14,574	176,154
15 to 19 cows	5,174		85,411		56,542,713		5,166	4,527	48,140,361	811	1,626,498	76	89,057	475	149,640	5,109	89,921
20 to 29 cows	3,829	3,179	87,530	72,057	63,206,687	49,066,888	3,827	3,557	57,134,531	404	1,095,839	40	50,617	253	80,785	3,791	92,466
30 to 49 cows	1,196	935	41,684	32,104	31,526,925	22,294,999	1,195	1,159	29,556,157	76	247,902	8	15,475	74	25,102	1,187	42,867
50 to 74 cows	119	81	6,734	4,613	5,443,390	3,216,239	119	118	5,159,694	10	36,817	2	18,996	9	19,984	119	7,038
75 to 99 cows	17	13	1,417	1,034	1,186,226	821,693	17	16	1,094,429	2	21,750	1	2,100	1	2,100	17	1,555
100 to 199 cows	6	8	714	982	542,067	593,157	6	5	484,311	1	6,500	1	100	1	100	6	737
Adams																	
Total	2,851	3,077	13,618	13,732	6,411,014	5,984,096	2,245	649	2,118,987	1,615	869,386	117	74,721	1,700	221,421	2,798	15,093
None	xxx	xxx	xxx	xxx	xxx	xxx	xxx	xxx	xxx	xxx	xxx	xxx	xxx	xxx	xxx	51	150
1 cow	484	1,065	484	1,652	233,664	714,208	122	16	4,235	103	12,029	14	766	312	22,973	439	608
2 cows	478		956		414,671		348	56	30,502	296	60,379	15	2,133	312	26,138	453	1,139
3 cows	360		1,080		459,083		311	68	49,379	244	79,942	7	1,097	235	21,259	347	1,236
4 cows	338	1,767	1,352	8,848	588,822	3,702,892	313	72	92,145	251	109,946	8	2,598	204	19,259	334	1,562
5 to 9 cows	901		5,805		2,601,771		861	268	651,405	599	427,336	48	31,316	522	82,429	886	6,256
10 to 14 cows	212	223	2,407	2,681	1,210,358	1,275,929	212	109	585,141	96	137,348	22	34,361	94	45,233	210	2,553
15 to 19 cows	48		774		414,378		48	33	292,393	18	27,386	2	2,350	14	3,560	48	765
20 to 29 cows	24	17	517	370	300,645	185,965	24	21	236,955	7	13,520	1	100	6	520	24	570
30 cows and over	6	5	243	181	187,622	105,102	6	6	176,832	1	1,500	—	—	1	50	6	254

TABLE 19.—COWS MILKED AND MILK PRODUCED, 1939 AND 1929; DAIRY PRODUCTS SOLD AND BUTTER CHURNED, 1939; AND COWS KEPT FOR MILK APR. 1, 1940; BY NUMBER OF COWS MILKED, BY COUNTIES—Continued

(For explanation and definitions, see text)

STATE OR COUNTY AND NUMBER OF COWS MILKED	COWS MILKED				MILK PRODUCED (GALLONS)		DAIRY PRODUCTS SOLD, 1939							BUTTER CHURNED ON FARMS, 1939		COWS KEPT MAINLY FOR MILK PRODUCTION, APR. 1, 1940	
	Farms reporting		Number					Whole milk sold		Cream sold		Butter sold					
	1939	1929	1939	1929	1939	1929	Farms reporting	Farms reporting	Gallons	Farms reporting	Pounds of butterfat	Farms reporting	Pounds	Farms reporting	Pounds	Farms reporting	Number
ILLINOIS—Contd.																	
Alexander																	
Total	601	436	1,375	1,177	536,748	569,292	247	28	57,277	182	61,581	67	9,161	435	40,619	598	1,496
None	xxx	xxx	xxx	xxx	xxx	xxx	xxx	xxx	xxx	xxx	xxx	xxx	xxx	xxx	xxx	23	37
1 cow	310	303	310	389	125,671	176,343	44	4	250	18	1,419	27	1,851	234	17,550	293	344
2 cows	136		272		103,297		72	7	1,641	50	10,470	21	2,024	100	9,994	132	298
3 cows	54		162		52,679		38	2	500	35	9,579	4	320	35	2,746	52	174
4 cows	35	119	140	508	44,485	224,484	29	4	740	26	8,822	6	916	17	2,069	34	153
5 to 9 cows	59		364		140,628		57	6	8,645	50	28,159	8	2,550	44	6,320	57	350
10 to 14 cows	4	9	46	117	18,600	58,615	4	2	3,000	2	2,732	—	—	3	230	4	44
15 to 19 cows	—		—		—		—	—	—	—	—	—	—	—	—	—	—
20 cows and over	3	5	81	163	51,388	109,850	3	3	42,501	1	400	1	1,500	2	1,710	3	96
Bond																	
Total	1,450	1,468	9,132	8,114	5,322,200	4,765,026	1,248	1,178	4,729,327	68	41,019	16	1,412	138	11,149	1,448	9,425
None	xxx	xxx	xxx	xxx	xxx	xxx	xxx	xxx	xxx	xxx	xxx	xxx	xxx	xxx	xxx	18	53
1 cow	174	294	174	462	74,547	255,524	24	13	4,055	5	743	6	363	41	3,623	165	258
2 cows	122		244		121,294		84	68	60,158	15	4,238	3	591	28	2,499	120	290
3 cows	105		315		164,850		99	88	124,444	12	4,385	2	285	8	1,283	104	368
4 cows	131	1,013	524	5,506	281,302	3,179,550	128	121	240,552	8	4,508	—	—	17	951	130	603
5 to 9 cows	658		4,343		2,450,998		654	651	2,210,734	25	17,295	4	163	33	2,008	654	4,408
10 to 14 cows	188	144	2,085	1,746	1,261,036	1,099,876	187	185	1,160,648	3	9,850	1	10	9	653	185	2,001
15 to 19 cows	42		692		430,774		42	42	408,137	—	—	—	—	2	132	42	692
20 to 29 cows	23	14	524	308	395,191	163,816	23	23	381,986	—	—	—	—	—	—	23	530
30 to 49 cows	7	3	231	92	142,208	66,260	7	7	138,613	—	—	—	—	—	—	7	222
Boone																	
Total	1,053	1,102	16,368	14,160	12,473,497	9,989,913	984	954	11,726,869	32	47,096	6	1,686	23	3,282	1,062	17,759
None	xxx	xxx	xxx	xxx	xxx	xxx	xxx	xxx	xxx	xxx	xxx	xxx	xxx	xxx	xxx	28	150
1 cow	52	79	52	113	26,030	72,386	3	3	550	—	—	—	—	7	525	45	128
2 cows	25		50		25,451		12	6	5,408	2	680	4	716	6	1,159	22	52
3 cows	8		24		12,423		5	4	5,697	1	336	—	—	—	—	8	25
4 cows	20	304	80	2,028	49,434	1,365,851	17	16	38,343	1	606	—	—	1	150	20	88
5 to 9 cows	136		995		715,100		136	129	654,082	7	3,625	1	150	2	258	135	1,123
10 to 14 cows	260	517	3,084	7,034	2,267,746	5,009,006	259	254	2,131,194	6	9,019	1	820	4	1,124	257	3,356
15 to 19 cows	241		4,045		3,040,388		241	233	2,804,096	9	24,840	—	—	—	—	238	4,438
20 to 29 cows	241	164	5,512	3,688	4,334,248	2,727,828	241	239	4,138,984	6	7,990	—	—	3	66	239	5,807
30 to 49 cows	66	37	2,296	1,237	1,812,270	774,842	66	66	1,758,838	—	—	—	—	—	—	66	2,340
50 to 74 cows	4	1	230	60	190,407	40,000	4	4	189,677	—	—	—	—	—	—	4	252
Brown																	
Total	990	1,059	3,937	4,089	1,773,530	1,734,766	756	81	186,603	691	334,230	24	3,217	710	58,413	950	4,196
None	xxx	xxx	xxx	xxx	xxx	xxx	xxx	xxx	xxx	xxx	xxx	xxx	xxx	xxx	xxx	15	53
1 cow	170	430	170	660	69,840	275,414	41	3	452	34	2,851	5	276	112	7,380	142	217
2 cows	210		420		170,488		141	11	4,370	130	21,993	4	416	156	11,330	198	477
3 cows	152		456		194,620		135	13	16,588	123	33,986	1	104	110	8,210	147	487
4 cows	160	571	640	2,611	275,565	1,087,526	151	18	28,764	134	57,129	4	314	122	10,845	154	659
5 to 9 cows	247		1,536		681,665		237	19	32,659	232	151,522	8	1,095	177	16,632	243	1,560
10 to 14 cows	35	47	406	575	189,615	266,278	35	11	56,580	28	31,655	1	960	25	3,249	55	400
15 to 19 cows	8		128		78,085		8	2	20,000	6	15,009	—	—	4	379	8	169
20 to 29 cows	8	11	181	243	113,652	105,548	8	4	47,090	4	20,085	1	52	4	388	8	174
Bureau																	
Total	2,771	2,902	15,694	14,687	7,734,014	7,676,490	2,343	1,126	3,422,070	1,257	912,763	104	23,331	957	139,576	2,805	17,243
None	xxx	xxx	xxx	xxx	xxx	xxx	xxx	xxx	xxx	xxx	xxx	xxx	xxx	xxx	xxx	86	385
1 cow	204	626	204	1,055	88,455	545,068	29	5	1,590	19	2,324	7	725	75	8,316	188	336
2 cows	321		642		276,638		191	55	34,755	133	27,683	14	1,071	138	13,698	310	808
3 cows	291		873		400,734		242	83	87,505	160	55,128	11	2,690	123	16,983	285	975
4 cows	355	2,024	1,420	10,510	669,778	5,462,748	330	122	161,209	213	109,199	14	2,435	145	20,468	350	1,575
5 to 9 cows	1,242		7,991		3,828,500		1,198	609	1,565,972	614	514,075	44	13,640	403	67,702	1,230	8,556
10 to 14 cows	287	238	3,167	2,821	1,625,695	1,483,582	282	195	938,222	104	156,812	11	1,770	62	9,934	286	3,228
15 to 19 cows	41		670		376,284		41	33	250,330	9	29,692	2	800	6	1,665	40	679
20 to 29 cows	26	14	600	301	388,970	185,092	26	20	305,147	5	17,850	1	200	5	810	26	578
30 to 49 cows	4	—	127	—	78,960	—	4	4	77,340	—	—	—	—	—	—	4	123
Calhoun																	
Total	819	824	1,997	1,910	822,136	777,504	399	47	26,767	309	90,109	108	9,820	689	58,994	820	2,212
None	xxx	xxx	xxx	xxx	xxx	xxx	xxx	xxx	xxx	xxx	xxx	xxx	xxx	xxx	xxx	14	19
1 cow	334	553	334	791	164,070	336,614	65	10	1,408	34	3,546	30	2,296	259	16,828	322	431
2 cows	216		432		175,320		112	11	2,599	82	12,338	37	2,505	191	16,709	215	493
3 cows	103		309		120,637		74	7	1,687	61	13,998	16	1,291	95	8,227	103	360
4 cows	68	265	272	1,053	109,442	413,540	57	4	1,792	52	15,438	11	1,406	61	5,625	68	297
5 to 9 cows	90		546		203,242		83	12	10,761	73	37,709	11	1,892	76	8,820	90	528
10 cows and over	8	6	104	66	49,425	27,350	8	3	8,520	7	7,080	3	430	7	785	8	84
Carroll																	
Total	1,424	1,531	12,548	12,218	6,508,204	6,079,324	1,269	840	4,381,911	448	474,158	11	2,144	215	23,332	1,440	14,555
None	xxx	xxx	xxx	xxx	xxx	xxx	xxx	xxx	xxx	xxx	xxx	xxx	xxx	xxx	xxx	67	509
1 cow	110	244	110	363	46,740	155,555	13	4	525	7	989	2	128	24	2,570	90	182
2 cows	84		168		61,956		48	15	6,980	32	4,844	1	50	27	2,188	78	234
3 cows	74		222		87,869		62	22	21,650	41	11,660	1	20	17	2,186	71	334
4 cows	75	786	300	4,778	138,213	2,342,301	73	42	76,300	29	10,783	2	1,186	10	2,198	72	403
5 to 9 cows	525		3,648		1,815,257		518	344	1,106,327	184	161,488	3	340	72	5,901	513	4,250
10 to 14 cows	354	433	4,118	5,453	2,151,818	2,782,820	353	248	1,443,764	111	163,837	1	100	48	5,878	349	4,559
15 to 19 cows	131		2,146		1,193,632		131	107	919,385	28	67,409	1	320	13	2,061	129	2,155
20 to 29 cows	55	58	1,273	1,288	698,134	615,169	55	44	548,127	14	38,368	—	—	4	350	55	1,298
30 cows and over	16	10	583	336	314,585	183,479	16	14	258,833	2	14,800	—	—	—	—	16	631

TABLE 19.—COWS MILKED AND MILK PRODUCED, 1939 AND 1929; DAIRY PRODUCTS SOLD AND BUTTER CHURNED, 1939; AND COWS KEPT FOR MILK APR. 1, 1940; BY NUMBER OF COWS MILKED, BY COUNTIES—Continued

(For explanation and definitions, see text)

STATE OR COUNTY AND NUMBER OF COWS MILKED	COWS MILKED				MILK PRODUCED (GALLONS)		DAIRY PRODUCTS SOLD, 1939							BUTTER CHURNED ON FARMS, 1939		COWS KEPT MAINLY FOR MILK PRODUCTION, APR. 1, 1940	
	Farms reporting		Number					Whole milk sold		Cream sold		Butter sold					
	1939	1929	1939	1929	1939	1929	Farms reporting	Farms reporting	Gallons	Farms reporting	Pounds of butterfat	Farms reporting	Pounds	Farms reporting	Pounds	Farms reporting	Number
ILLINOIS—Contd.																	
Cass																	
Total	894	948	3,510	3,400	1,560,021	1,394,691	667	140	322,574	550	189,404	60	12,195	686	71,691	883	3,736
None	xxx	xxx	xxx	xxx	xxx	xxx	xxx	xxx	xxx	xxx	xxx	xxx	xxx	xxx	xxx	16	45
1 cow	163	430	163	679	76,927	283,923	42	16	3,850	20	2,065	8	758	113	7,375	147	200
2 cows	187		374		168,284		120	10	4,215	103	18,478	9	1,350	149	13,293	183	430
3 cows	138		414		173,814		110	18	13,799	92	26,024	10	529	108	9,846	135	447
4 cows	136	479	544	2,212	245,843	878,757	127	20	24,240	103	32,843	16	2,981	112	13,249	134	568
5 to 9 cows	220		1,357		572,069		218	50	88,405	184	84,482	13	3,543	171	21,009	219	1,341
10 to 14 cows	37	36	407	419	184,084	191,011	37	14	64,465	25	22,152	4	3,034	27	6,355	36	408
15 to 19 cows	10		158		80,650		10	10	74,450	1	50	———	———	4	354	10	168
20 cows and over	3	3	93	90	58,350	41,000	3	2	49,150	2	6,310	———	———	2	210	3	129
Champaign																	
Total	2,852	3,183	13,541	14,438	6,698,453	6,963,899	2,491	1,037	2,821,317	1,552	811,350	72	10,706	1,262	141,005	2,853	14,510
None	xxx	xxx	xxx	xxx	xxx	xxx	xxx	xxx	xxx	xxx	xxx	xxx	xxx	xxx	xxx	58	180
1 cow	244	803	244	1,339	123,004	669,020	64	10	2,634	50	5,677	6	347	106	7,927	221	320
2 cows	425		650		405,672		317	52	32,397	261	65,977	19	1,491	209	20,970	410	1,052
3 cows	405		1,215		605,187		370	97	103,730	281	104,463	9	1,474	190	19,917	401	1,361
4 cows	514	2,170	2,056	10,657	1,003,746	5,022,114	493	181	299,578	334	154,162	12	1,379	247	28,870	510	2,225
5 to 9 cows	1,067		6,753		3,307,345		1,050	543	1,494,723	565	402,457	22	3,055	452	54,170	1,058	6,939
10 to 14 cows	162	182	1,795	2,169	904,539	1,101,763	162	126	638,466	50	55,318	2	1,050	50	6,443	160	1,807
15 to 19 cows	26		437		253,400		26	19	168,764	8	19,421	2	1,910	6	2,599	26	443
20 to 29 cows	9	5	191	105	95,560	46,725	9	9	81,025	3	3,875	———	———	2	109	9	183
30 to 49 cows	———	1	———	45	———	28,800	———	———	———	———	———	———	———	———	———	———	———
50 to 74 cows	———	2	———	123	———	95,477	———	———	———	———	———	———	———	———	———	———	———
Christian																	
Total	2,263	2,368	9,600	9,862	5,031,265	4,642,999	1,731	487	1,647,657	1,246	727,300	59	15,721	955	91,814	2,213	10,650
None	xxx	xxx	xxx	xxx	xxx	xxx	xxx	xxx	xxx	xxx	xxx	xxx	xxx	xxx	xxx	56	163
1 cow	397	764	397	1,229	187,000	580,839	97	8	4,404	81	9,610	9	692	191	12,797	356	533
2 cows	426		852		415,960		293	36	20,958	256	65,537	13	1,497	227	18,890	404	1,008
3 cows	344		1,032		495,464		308	47	47,862	262	94,887	8	1,462	167	14,971	332	1,139
4 cows	314	1,485	1,256	7,065	616,714	3,289,827	284	51	83,850	233	121,656	12	2,993	130	13,563	306	1,398
5 to 9 cows	618		3,914		2,085,297		586	229	687,770	365	329,373	13	7,914	204	27,063	598	4,104
10 to 14 cows	125	108	1,411	1,284	807,244	589,977	124	84	500,409	41	77,491	4	1,163	28	3,920	122	1,510
15 to 19 cows	25		400		251,192		25	22	208,004	3	9,510	———	———	3	156	25	443
20 cows and over	14	11	338	284	172,394	182,356	14	10	94,400	5	19,236	———	———	5	454	14	352
Clark																	
Total	1,995	2,242	7,046	7,490	2,759,835	3,084,857	1,372	408	732,027	981	334,469	30	8,187	1,213	79,697	1,932	7,288
None	xxx	xxx	xxx	xxx	xxx	xxx	xxx	xxx	xxx	xxx	xxx	xxx	xxx	xxx	xxx	57	131
1 cow	448	1,125	448	1,684	173,953	696,934	115	14	2,298	98	8,754	5	540	269	14,706	395	580
2 cows	478		956		359,027		307	66	32,820	238	38,139	8	1,003	306	18,201	450	1,031
3 cows	316		948		345,917		261	54	42,414	207	47,999	5	300	203	11,748	307	1,003
4 cows	265	1,040	1,060	4,880	370,987	1,995,616	234	61	60,982	176	55,415	5	1,758	164	12,203	257	1,072
5 to 9 cows	406		2,574		1,010,386		375	163	327,659	230	126,001	6	4,380	239	20,763	388	2,487
10 to 14 cows	64	76	694	905	325,464	376,303	63	36	166,635	27	38,946	1	156	26	1,589	61	685
15 to 19 cows	12		201		96,076		11	9	48,499	4	12,015	———	———	5	375	11	170
20 cows and over	6	1	165	21	78,025	16,004	6	5	50,720	1	7,200	———	———	1	112	6	129
Clay																	
Total	1,868	1,866	5,704	5,519	1,866,927	2,215,357	1,101	134	293,891	957	289,439	51	4,472	1,275	82,765	1,815	5,805
None	xxx	xxx	xxx	xxx	xxx	xxx	xxx	xxx	xxx	xxx	xxx	xxx	xxx	xxx	xxx	31	85
1 cow	508	996	508	1,510	181,768	632,455	114	6	805	101	8,040	11	635	316	16,613	466	644
2 cows	492		984		285,284		253	18	8,977	227	30,944	15	1,203	346	20,635	474	1,042
3 cows	298		894		270,226		228	21	10,621	205	46,201	13	1,629	222	16,975	294	940
4 cows	220	837	880	3,614	249,412	1,398,405	180	22	24,074	159	46,999	5	222	152	10,335	211	801
5 to 9 cows	310		1,887		618,324		286	46	99,841	243	125,104	5	672	216	15,916	300	1,766
10 to 14 cows	31	32	356	375	150,963	166,249	31	15	45,398	20	30,920	2	111	21	2,089	30	325
15 to 19 cows	2		30		19,100		2	1	14,000	1	1,095	———	———	1	52	2	33
20 cows and over	7	1	165	20	91,850	18,250	7	7	90,175	1	136	———	———	1	150	7	169
Clinton																	
Total	1,567	1,600	11,345	10,537	7,202,943	6,512,659	1,390	1,255	6,462,054	123	67,248	46	11,822	143	21,737	1,546	11,820
None	xxx	xxx	xxx	xxx	xxx	xxx	xxx	xxx	xxx	xxx	xxx	xxx	xxx	xxx	xxx	23	74
1 cow	141	203	141	313	55,530	151,119	22	6	1,330	9	522	9	449	40	2,723	119	150
2 cows	113		226		96,455		73	37	27,271	28	6,802	13	2,307	37	5,138	108	262
3 cows	85		255		123,952		74	57	74,164	15	6,532	6	1,568	13	2,692	81	270
4 cows	133	1,072	532	6,229	287,118	3,757,648	127	110	213,846	16	7,787	8	2,675	13	3,169	132	591
5 to 9 cows	670		4,669		2,685,485		669	625	2,358,972	50	39,259	9	4,798	33	6,491	662	4,789
10 to 14 cows	325	312	3,723	3,720	2,619,218	2,416,488	325	320	2,497,059	5	6,346	1	25	8	1,420	323	3,863
15 to 19 cows	74		1,203		907,923		74	74	879,292	———	———	———	———	1	104	73	1,212
20 cows and over	26	13	596	275	427,282	187,404	26	26	412,120	———	———	———	———	———	———	25	609
Coles																	
Total	1,864	1,972	7,007	6,831	3,490,532	3,184,197	1,492	508	1,338,286	1,021	387,307	94	24,272	1,125	114,534	1,820	7,242
None	xxx	xxx	xxx	xxx	xxx	xxx	xxx	xxx	xxx	xxx	xxx	xxx	xxx	xxx	xxx	26	58
1 cow	361	946	361	1,450	183,484	657,972	140	16	3,583	115	14,496	18	1,038	226	16,485	321	492
2 cows	474		948		445,545		362	69	49,793	294	59,111	19	1,689	306	26,432	459	1,090
3 cows	267		801		363,100		241	70	71,048	178	56,585	15	3,252	166	14,989	262	843
4 cows	254	941	1,016	4,281	479,153	1,964,144	246	86	123,257	172	70,183	10	1,500	157	14,278	254	1,035
5 to 9 cows	413		2,524		1,242,833		408	195	529,670	229	146,382	25	10,928	237	32,987	407	2,470
10 to 14 cows	63	71	723	860	376,970	406,998	63	42	251,135	22	25,350	5	3,865	22	6,223	61	675
15 to 19 cows	19		308		193,095		19	18	146,075	9	8,400	2	2,000	6	2,702	17	267
20 cows and over	13	14	326	340	206,552	155,083	13	12	163,725	2	6,800	———	———	5	458	13	312

TABLE 19.—COWS MILKED AND MILK PRODUCED, 1939 AND 1929; DAIRY PRODUCTS SOLD AND BUTTER CHURNED, 1939; AND COWS KEPT FOR MILK APR. 1, 1940; BY NUMBER OF COWS MILKED, BY COUNTIES—Continued

(For explanation and definitions, see text)

STATE OR COUNTY AND NUMBER OF COWS MILKED	COWS MILKED				MILK PRODUCED (GALLONS)		DAIRY PRODUCTS SOLD, 1939							BUTTER CHURNED ON FARMS, 1939		COWS KEPT MAINLY FOR MILK PRODUCTION, APR. 1, 1940	
	Farms reporting		Number					Whole milk sold		Cream sold		Butter sold					
	1939	1929	1939	1929	1939	1929	Farms reporting	Farms reporting	Gallons	Farms reporting	Pounds of butterfat	Farms reporting	Pounds	Farms reporting	Pounds	Farms reporting	Number
ILLINOIS—Contd.																	
Cook																	
Total	2,140	2,005	15,996	14,498	10,809,766	9,621,066	1,134	1,033	9,344,048	69	66,905	102	27,595	618	89,162	2,112	17,020
None	xxx	xxx	xxx	xxx	xxx	xxx	xxx	xxx	xxx	xxx	xxx	xxx	xxx	xxx	xxx	55	225
1 cow	776	946	776	1,213	359,437	506,416	71	53	13,712	———	———	25	1,587	306	26,622	719	856
2 cows	292		584		251,666		78	59	30,474	4	731	23	2,000	157	19,371	284	665
3 cows	100		300		123,094		57	41	25,110	7	4,558	17	2,222	54	8,864	96	318
4 cows	64	443	256	2,530	115,589	1,466,989	43	23	26,122	8	4,375	17	5,500	39	10,372	62	260
5 to 9 cows	236		1,678		946,061		216	198	718,580	27	16,563	12	3,715	55	9,014	253	1,754
10 to 14 cows	253	432	2,984	5,985	2,014,693	4,347,073	252	245	1,872,864	11	9,400	5	1,540	15	2,402	247	3,120
15 to 19 cows	179		2,999		2,116,394		177	177	2,023,201	3	2,800	1	835	3	1,575	178	3,151
20 to 29 cows	179	133	4,200	3,055	3,159,953	2,098,445	179	177	3,035,561	5	9,062	———	———	5	446	178	4,434
30 to 49 cows	56	50	1,948	1,703	1,490,083	1,156,941	56	55	1,430,986	1	2,000	1	4,200	2	4,300	55	1,964
50 to 74 cows	5	1	271	52	232,796	45,202	5	5	167,438	3	17,416	1	6,196	2	6,396	5	273
Crawford																	
Total	1,748	1,642	5,665	5,487	2,224,729	2,274,335	1,186	251	618,310	954	270,695	51	6,148	1,258	94,556	1,689	5,909
None	xxx	xxx	xxx	xxx	xxx	xxx	xxx	xxx	xxx	xxx	xxx	xxx	xxx	xxx	xxx	28	49
1 cow	464	803	464	1,222	188,882	512,961	135	13	2,305	109	9,861	15	634	328	20,103	419	572
2 cows	460		920		342,617		323	27	15,043	288	47,584	16	1,361	348	24,090	439	975
3 cows	281		843		309,484		235	42	30,329	201	52,296	8	1,060	203	16,788	275	891
4 cows	210	783	840	3,376	285,161	1,324,316	185	39	40,562	158	51,440	2	102	160	12,704	202	812
5 to 9 cows	278		1,702		335,728		254	88	194,908	176	90,158	8	2,706	194	18,452	272	1,655
10 to 14 cows	39	46	437	584	195,629	296,733	38	27	110,758	17	14,271	2	285	20	2,006	39	167
15 to 19 cows	4		64		33,050		4	4	27,425	2	2,175	———	———	1	75	4	69
20 to 29 cows	7	5	158	103	83,125	42,225	7	6	77,380	1	800	———	———	1	52	6	159
30 to 49 cows	2	3	73	97	46,060	46,600	2	2	43,990	———	———	———	———	1	104	2	71
50 to 74 cows	3	2	164	105	104,993	51,500	3	3	75,610	2	2,108	———	———	2	182	3	189
Cumberland																	
Total	1,606	1,402	5,958	4,826	2,578,487	2,072,636	1,134	238	784,138	922	350,234	13	1,579	1,002	67,152	1,584	6,791
None	xxx	xxx	xxx	xxx	xxx	xxx	xxx	xxx	xxx	xxx	xxx	xxx	xxx	xxx	xxx	37	99
1 cow	345	687	345	1,024	134,605	445,272	78	4	1,220	72	6,531	5	269	215	11,850	311	574
2 cows	363		726		274,086		218	10	7,560	208	37,774	1	30	237	13,895	353	948
3 cows	232		696		272,884		196	19	16,126	178	48,064	1	300	162	10,952	228	803
4 cows	204	659	816	3,116	325,187	1,297,510	183	36	41,546	153	55,314	1	150	125	8,539	199	896
5 to 9 cows	391		2,439		1,019,546		388	121	302,971	285	170,464	4	550	238	18,674	386	2,535
10 to 14 cows	53	53	596	610	297,477	293,079	53	32	192,963	23	26,237	1	280	21	2,776	53	615
15 to 19 cows	11		176		126,125		11	10	116,225	1	2,000	———	———	3	406	11	187
20 cows and over	7	3	164	76	128,577	36,775	7	6	105,527	2	3,850	———	———	1	60	6	134
De Kalb																	
Total	2,001	2,115	15,001	14,984	9,671,639	9,262,253	1,541	1,068	7,738,349	464	251,656	48	8,082	357	50,811	2,042	16,411
None	xxx	xxx	xxx	xxx	xxx	xxx	xxx	xxx	xxx	xxx	xxx	xxx	xxx	xxx	xxx	86	372
1 cow	276	569	276	843	134,583	421,263	40	8	2,185	22	3,111	11	800	86	7,654	258	382
2 cows	287		574		246,997		125	32	20,698	86	17,998	14	1,063	119	15,567	278	686
3 cows	140		420		189,050		110	32	38,787	70	16,927	10	1,337	47	8,492	136	458
4 cows	134	966	536	5,516	254,997	2,982,261	124	60	111,533	63	26,940	3	428	24	3,100	130	612
5 to 9 cows	581		3,927		2,241,214		561	391	1,554,762	176	128,810	8	2,798	54	9,496	572	4,250
10 to 14 cows	302	491	3,514	6,476	2,334,232	4,034,785	300	272	2,022,561	34	34,529	1	156	20	3,970	302	3,578
15 to 19 cows	162		2,691		1,897,285		162	156	1,741,568	9	18,077	1	1,500	4	2,168	182	2,821
20 to 29 cows	93	76	2,064	1,712	1,541,829	1,428,521	93	91	1,469,015	3	3,564	———	———	3	368	92	2,227
30 to 49 cows	22	13	779	437	644,058	395,423	22	22	595,537	1	1,700	———	———	———	———	22	765
50 to 74 cows	4	———	220	———	187,394	———	4	4	181,703	———	———	———	———	———	———	4	262
De Witt																	
Total	1,305	1,368	5,848	5,833	2,734,059	2,961,725	1,092	325	759,467	799	458,890	16	3,535	756	74,036	1,308	6,317
None	xxx	xxx	xxx	xxx	xxx	xxx	xxx	xxx	xxx	xxx	xxx	xxx	xxx	xxx	xxx	18	71
1 cow	158	435	158	704	75,608	375,447	44	6	2,897	36	5,464	2	102	101	7,261	148	298
2 cows	207		414		178,897		152	24	15,770	128	31,503	4	366	130	11,338	204	500
3 cows	187		561		246,799		163	37	34,297	131	45,322	2	700	112	11,809	185	584
4 cows	200	864	800	4,099	358,185	2,137,798	187	56	80,092	134	64,316	2	804	110	10,637	199	857
5 to 9 cows	469		2,895		1,379,136		462	152	367,265	325	247,988	5	1,547	265	29,240	468	2,980
10 to 14 cows	73	68	813	809	361,423	433,480	73	40	158,771	40	55,737	1	16	36	3,801	73	826
15 to 19 cows	8		127		79,911		8	7	54,675	4	6,180	———	———	2	150	8	128
20 cows and over	3	1	80	21	54,100	15,000	3	3	45,700	1	2,400	———	———	———	———	3	73
Douglas																	
Total	1,283	1,407	5,244	5,518	2,615,866	2,708,701	1,051	291	746,499	774	397,957	45	26,400	763	90,554	1,256	5,406
None	xxx	xxx	xxx	xxx	xxx	xxx	xxx	xxx	xxx	xxx	xxx	xxx	xxx	xxx	xxx	14	32
1 cow	161	486	161	785	83,548	371,844	57	6	2,780	47	6,108	4	124	86	4,987	151	210
2 cows	287		534		269,082		191	23	14,178	168	41,382	7	1,189	180	15,352	248	624
3 cows	239		717		341,040		207	42	45,864	167	58,867	8	2,451	147	14,650	236	779
4 cows	196	866	784	4,030	379,515	1,931,981	188	51	73,816	140	72,364	3	229	121	11,334	193	791
5 to 9 cows	347		2,136		1,034,052		335	128	336,392	214	164,526	15	8,748	195	26,958	342	2,117
10 to 14 cows	59	51	653	609	365,999	356,626	59	32	190,565	32	44,258	6	8,819	30	11,964	59	674
15 to 19 cows	11		183		114,016		11	8	73,404	4	9,328	1	1,300	2	1,664	10	126
20 cows and over	3	4	76	94	28,614	48,250	3	1	9,500	2	1,124	1	3,540	2	3,665	3	53

TABLE 19.—COWS MILKED AND MILK PRODUCED, 1939 AND 1929; DAIRY PRODUCTS SOLD AND BUTTER CHURNED, 1939; AND COWS KEPT FOR MILK APR. 1, 1940; BY NUMBER OF COWS MILKED, BY COUNTIES—Continued

(For explanation and definitions, see text)

STATE OR COUNTY AND NUMBER OF COWS MILKED	COWS MILKED				MILK PRODUCED (GALLONS)		DAIRY PRODUCTS SOLD, 1939						BUTTER CHURNED ON FARMS, 1939		COWS KEPT MAINLY FOR MILK PRODUCTION, APR. 1, 1940	
	Farms reporting		Number					Whole milk sold		Cream sold		Butter sold				
	1939	1929	1939	1929	1939	1929	Farms reporting	Farms reporting	Gallons	Farms reporting	Pounds of butterfat	Farms reporting	Pounds	Farms reporting	Pounds	Farms reporting	Number
ILLINOIS—Contd.																	
Du Page																	
Total	969	1,004	10,381	12,071	7,348,986	8,470,235	741	703	6,553,241	36	33,655	35	8,909	158	25,606	995	11,303
None	xxx	xxx	xxx	xxx	xxx	xxx	xxx	xxx	xxx	xxx	xxx	xxx	xxx	xxx	xxx	39	279
1 cow	168	245	168	328	88,989	154,410	40	37	12,150	1	35	5	459	52	4,329	162	202
2 cows	127		254		139,690		59	48	36,948	7	1,611	6	536	44	5,013	125	288
3 cows	38		114		64,668		20	15	20,855	3	775	4	795	13	2,043	38	151
4 cows	24	170	96	1,042	55,473	717,974	16	12	26,651	3	845	3	444	4	700	24	107
5 to 9 cows	124		885		537,710		118	110	432,234	9	5,900	8	2,413	21	4,781	123	955
10 to 14 cows	165	383	2,002	5,322	1,313,919	3,755,543	165	162	1,166,971	3	4,362	7	4,200	13	5,855	164	2,093
15 to 19 cows	165		2,753		2,054,483		165	161	1,907,668	7	14,327	—	—	3	600	162	2,907
20 to 29 cows	121	162	2,765	3,687	2,074,393	2,599,407	121	121	1,985,707	2	800	2	62	4	1,100	121	2,958
30 to 49 cows	34	40	1,168	1,379	909,681	1,033,722	34	34	855,997	1	5,000	—	—	4	1,185	34	1,220
50 to 74 cows	3	3	176	180	109,980	136,179	3	3	108,060	—	—	—	—	—	—	3	143
75 to 99 cows	—	—	—	—	—	—	—	—	—	—	—	—	—	—	—	—	—
100 to 199 cows	—	1	—	133	—	73,000	—	—	—	—	—	—	—	—	—	—	—
Edgar																	
Total	1,900	2,093	7,670	8,137	3,616,082	3,628,524	1,459	258	803,744	1,211	528,377	62	17,540	1,201	128,486	1,884	8,452
None	xxx	xxx	xxx	xxx	xxx	xxx	xxx	xxx	xxx	xxx	xxx	xxx	xxx	xxx	xxx	25	52
1 cow	332	846	332	1,333	163,222	593,901	109	5	723	95	9,342	11	754	206	15,973	312	423
2 cows	434		868		398,010		292	14	6,322	274	53,468	11	1,257	296	27,035	421	1,100
3 cows	286		858		375,414		249	25	21,286	227	63,246	6	823	197	18,548	285	929
4 cows	267	1,125	1,068	5,112	498,997	2,230,768	244	22	22,432	228	96,571	7	1,495	172	18,640	265	1,179
5 to 9 cows	470		2,939		1,357,439		454	122	282,864	338	225,509	25	12,336	284	41,906	466	3,067
10 to 14 cows	76	103	856	1,235	406,413	577,232	76	45	211,047	36	42,598	2	875	27	3,925	75	824
15 to 19 cows	19		320		162,175		19	14	93,568	7	19,437	—	—	10	1,010	19	384
20 to 29 cows	12	17	287	395	175,912	196,528	12	9	129,832	4	8,806	—	—	5	886	12	313
30 to 49 cows	4	2	142	62	78,500	30,095	4	2	35,670	2	9,400	—	—	4	563	4	181
Edwards																	
Total	912	937	2,612	2,758	1,040,205	1,169,765	640	62	107,119	587	197,610	27	2,755	628	41,941	886	2,943
None	xxx	xxx	xxx	xxx	xxx	xxx	xxx	xxx	xxx	xxx	xxx	xxx	xxx	xxx	xxx	8	17
1 cow	293	532	293	799	122,526	339,903	121	6	490	110	10,666	9	491	197	10,920	275	336
2 cows	257		514		190,103		180	10	2,567	166	28,955	9	1,048	192	13,761	249	540
3 cows	128		384		136,235		113	7	2,995	111	28,394	2	80	87	5,749	125	434
4 cows	80	381	320	1,682	104,975	684,410	74	12	9,248	66	19,856	3	210	59	4,119	77	324
5 to 9 cows	129		769		311,752		127	16	20,475	118	77,994	2	326	80	5,900	127	886
10 to 14 cows	19	24	224	277	121,414	145,452	19	8	45,444	13	20,925	1	400	10	952	19	248
15 cows and over	6		108		53,200		6	3	25,900	3	10,820	1	200	3	540	6	158
Effingham																	
Total	1,881	1,832	10,325	9,108	5,147,815	4,062,585	1,619	671	2,939,577	970	491,970	32	4,188	939	74,953	1,860	11,698
None	xxx	xxx	xxx	xxx	xxx	xxx	xxx	xxx	xxx	xxx	xxx	xxx	xxx	xxx	xxx	33	100
1 cow	204	476	204	752	79,918	295,417	66	5	2,680	57	6,462	4	102	129	7,327	180	283
2 cows	239		478		181,191		172	17	9,859	152	30,237	8	789	152	11,270	226	547
3 cows	208		624		249,904		180	39	44,394	142	44,870	7	297	116	9,548	205	785
4 cows	241	1,196	964	6,259	395,901	2,638,369	227	53	85,015	175	78,694	3	1,274	135	11,354	238	1,129
5 to 9 cows	742		4,855		2,239,676		727	346	1,110,916	398	275,252	8	1,266	330	28,112	733	5,367
10 to 14 cows	189	154	2,163	1,917	1,515,579	907,372	189	158	1,089,845	40	45,120	2	460	61	5,864	187	2,350
15 to 19 cows	42		694		414,960		42	38	374,054	4	6,080	—	—	12	1,133	42	767
20 to 29 cows	16	5	363	120	270,686	193,427	16	15	242,814	2	5,255	—	—	4	345	16	370
30 to 49 cows	—	—	—	—	—	—	—	—	—	—	—	—	—	—	—	—	—
50 to 74 cows	—	1	—	60	—	28,000	—	—	—	—	—	—	—	—	—	—	—
Fayette																	
Total	2,696	2,828	11,873	12,019	5,245,912	5,227,842	2,102	827	2,267,190	1,293	651,955	41	4,739	1,008	70,979	2,672	12,818
None	xxx	xxx	xxx	xxx	xxx	xxx	xxx	xxx	xxx	xxx	xxx	xxx	xxx	xxx	xxx	70	179
1 cow	455	921	455	1,413	173,996	579,535	98	9	3,042	82	7,509	10	524	183	10,165	410	606
2 cows	440		880		337,436		296	48	29,574	249	49,721	10	503	202	12,567	419	1,058
3 cows	363		1,089		422,908		316	106	110,450	216	60,147	5	346	125	8,403	352	1,152
4 cows	373	1,745	1,492	8,591	589,618	3,733,094	349	121	171,922	227	91,712	4	1,112	153	10,890	367	1,554
5 to 9 cows	885		5,639		2,510,252		864	420	1,133,551	459	328,676	11	2,235	300	23,938	876	5,832
10 to 14 cows	147	152	1,634	1,780	786,781	802,338	146	97	489,378	52	67,345	1	18	39	3,944	145	1,662
15 to 19 cows	18		296		174,633		18	13	115,949	5	16,218	—	—	3	670	18	303
20 to 29 cows	11	9	228	195	127,220	90,875	11	9	99,369	2	9,000	—	—	2	350	11	221
30 cows and over	4	1	160	40	123,068	22,000	4	4	113,955	1	1,627	—	—	1	52	4	251
Ford																	
Total	1,353	1,482	6,416	6,562	3,091,842	3,007,316	1,208	316	681,449	928	549,021	51	10,155	729	96,867	1,356	6,965
None	xxx	xxx	xxx	xxx	xxx	xxx	xxx	xxx	xxx	xxx	xxx	xxx	xxx	xxx	xxx	26	85
1 cow	89	347	89	597	45,618	289,235	26	9	3,838	17	2,001	1	52	39	3,230	84	156
2 cows	186		372		168,978		142	26	13,125	111	25,399	9	1,211	103	11,799	181	482
3 cows	195		585		277,468		177	42	36,830	142	51,540	6	763	110	14,986	194	657
4 cows	250	1,079	1,000	5,242	447,250	2,352,212	243	48	57,123	201	93,294	11	1,722	140	17,266	247	1,125
5 to 9 cows	558		3,454		1,600,248		546	155	332,446	412	301,371	20	5,632	298	43,419	551	3,546
10 to 14 cows	64	52	698	613	384,568	294,769	63	28	131,512	40	57,284	3	325	35	5,228	82	683
15 to 19 cows	7		112		79,852		7	4	36,275	4	14,132	—	—	3	464	7	104
20 cows and over	4	4	106	110	87,860	71,100	4	4	70,300	1	4,000	1	450	1	475	4	127

TABLE 19.—COWS MILKED AND MILK PRODUCED, 1939 AND 1929; DAIRY PRODUCTS SOLD AND BUTTER CHURNED, 1939; AND COWS KEPT FOR MILK APR. 1, 1940; BY NUMBER OF COWS MILKED, BY COUNTIES—Continued

(For explanation and definitions, see text)

STATE OR COUNTY AND NUMBER OF COWS MILKED	COWS MILKED				MILK PRODUCED (GALLONS)		DAIRY PRODUCTS SOLD, 1939							BUTTER CHURNED ON FARMS, 1939		COWS KEPT MAINLY FOR MILK PRODUCTION, APR. 1, 1940	
	Farms reporting		Number					Whole milk sold		Cream sold		Butter sold					
	1939	1929	1939	1929	1939	1929	Farms reporting	Farms reporting	Gallons	Farms reporting	Pounds of butterfat	Farms reporting	Pounds	Farms reporting	Pounds	Farms reporting	Number
ILLINOIS—Contd.																	
Franklin																	
Total	1,991	1,728	4,767	4,749	1,891,542	2,123,588	722	190	472,122	548	176,847	120	27,085	1,279	107,907	1,880	5,104
None	xxx	xxx	xxx	xxx	xxx	xxx	xxx	xxx	xxx	xxx	xxx	xxx	xxx	xxx	xxx	37	46
1 cow	898	1,083	898	1,555	343,769	675,588	83	21	3,265	64	6,098	36	2,821	593	38,136	789	1,014
2 cows	514		1,028		371,688		187	28	12,795	166	33,595	40	5,573	556	29,702	492	1,145
3 cows	228		684		240,710		147	15	12,153	134	36,315	15	3,197	145	11,873	223	689
4 cows	141	607	564	2,577	199,557	1,076,038	109	14	14,480	96	36,792	8	3,754	97	10,525	135	568
5 to 9 cows	171		1,040		427,766		157	79	181,095	80	51,507	17	10,266	77	15,117	165	1,036
10 to 14 cows	26	31	286	404	143,639	227,950	26	20	96,293	7	9,540	4	1,492	10	2,499	26	334
15 to 19 cows	5		81		42,613		5	5	41,943	-----	-----	-----	-----	-----	-----	5	83
20 cows and over	8	7	186	213	121,600	144,032	8	8	110,100	1	3,000	-----	-----	1	57	8	189
Fulton																	
Total	2,788	3,064	12,395	13,833	5,017,542	6,699,016	2,139	322	808,759	1,861	884,307	79	13,265	1,621	177,819	2,771	13,784
None	xxx	xxx	xxx	xxx	xxx	xxx	xxx	xxx	xxx	xxx	xxx	xxx	xxx	xxx	xxx	76	341
1 cow	361	859	361	1,382	150,968	652,365	74	10	1,126	60	5,079	7	782	161	11,971	320	467
2 cows	458		916		348,066		259	25	15,701	231	42,299	15	1,169	244	21,648	432	1,096
3 cows	414		1,242		483,484		337	38	27,429	300	88,119	18	2,508	251	26,826	401	1,377
4 cows	429	2,015	1,716	9,962	669,152	4,639,887	380	38	45,693	345	134,423	9	1,547	259	29,634	423	1,850
5 to 9 cows	968		5,995		2,343,524		951	151	280,495	817	475,078	26	5,834	630	74,846	965	6,425
10 to 14 cows	118	177	1,310	2,151	562,351	1,204,789	118	35	151,129	90	105,249	1	350	62	9,954	117	1,349
15 to 19 cows	22		355		143,227		22	10	53,416	14	19,412	1	75	9	1,182	21	366
20 to 29 cows	14	8	335	175	195,620	125,150	14	11	141,255	3	9,716	2	1,000	5	1,758	14	327
30 cows and over	4	5	165	165	123,150	76,825	4	4	92,515	1	4,932	-----	-----	-----	-----	4	188
Gallatin																	
Total	890	900	2,057	1,907	933,275	779,775	501	39	85,710	449	106,890	44	5,783	638	45,335	869	2,163
None	xxx	xxx	xxx	xxx	xxx	xxx	xxx	xxx	xxx	xxx	xxx	xxx	xxx	xxx	xxx	13	45
1 cow	346	672	346	934	163,479	419,292	108	2	585	97	9,293	15	889	241	13,428	329	418
2 cows	282		564		244,807		159	4	1,020	155	24,779	9	277	206	13,993	273	582
3 cows	122		366		165,786		105	8	7,730	95	25,349	9	874	92	7,532	117	367
4 cows	61	226	244	949	110,933	350,990	54	6	8,150	45	15,111	5	1,217	42	3,836	80	235
5 to 9 cows	69		418		187,950		65	15	41,784	51	26,817	5	1,526	52	5,167	67	395
10 cows and over	10	2	119	24	60,300	9,493	10	4	26,441	6	5,541	1	1,000	5	1,379	10	121
Greene																	
Total	1,523	1,650	7,366	7,248	3,622,777	3,596,816	1,072	423	1,840,343	681	309,885	60	11,877	741	64,857	1,510	7,916
None	xxx	xxx	xxx	xxx	xxx	xxx	xxx	xxx	xxx	xxx	xxx	xxx	xxx	xxx	xxx	31	84
1 cow	281	651	281	962	125,374	435,446	49	9	2,320	33	3,986	11	797	153	9,954	259	353
2 cows	291		582		243,486		153	33	23,096	114	19,389	14	1,762	163	13,920	285	660
3 cows	188		564		233,722		142	33	39,971	112	34,343	7	1,049	110	9,055	184	590
4 cows	175	850	700	4,211	302,973	2,009,562	163	37	69,987	125	44,520	13	1,889	87	7,208	171	762
5 to 9 cows	401		2,565		1,192,174		379	161	500,457	232	144,448	10	2,955	177	17,069	396	2,631
10 to 14 cows	125	128	1,420	1,532	762,995	828,768	124	93	540,554	39	46,763	3	2,950	41	6,281	123	1,455
15 to 19 cows	33		537		309,968		33	32	279,329	1	3,000	2	475	4	669	32	563
20 to 29 cows	22	13	475	281	268,195	153,090	22	18	208,759	5	13,436	-----	-----	5	651	22	517
30 to 49 cows	7	8	242	262	183,890	169,950	7	7	175,870	-----	-----	-----	-----	1	50	7	301
Grundy																	
Total	1,160	1,270	6,547	5,636	3,402,626	2,675,489	1,006	468	1,721,355	520	311,195	92	26,268	423	80,929	1,220	7,347
None	xxx	xxx	xxx	xxx	xxx	xxx	xxx	xxx	xxx	xxx	xxx	xxx	xxx	xxx	xxx	83	252
1 cow	88	303	88	505	40,149	225,787	19	7	1,420	6	1,120	7	396	39	4,590	82	160
2 cows	118		236		109,845		79	18	11,042	48	9,301	17	1,970	56	8,279	111	285
3 cows	109		327		164,968		94	26	39,198	60	21,403	12	2,410	52	8,738	108	391
4 cows	161	920	644	4,495	291,247	2,117,141	149	46	74,508	100	47,268	12	2,656	61	10,752	159	748
5 to 9 cows	543		3,519		1,802,675		525	259	788,631	268	194,316	41	16,518	187	43,356	536	3,646
10 to 14 cows	120	43	1,325	510	726,402	240,461	119	92	554,083	34	36,059	2	2,245	24	4,835	120	1,428
15 to 19 cows	13		209		131,280		13	12	120,395	2	1,350	1	73	1	177	13	222
20 cows and over	8	4	199	126	138,060	92,100	8	8	132,080	2	378	-----	-----	3	202	8	215
Hamilton																	
Total	1,975	1,937	5,245	5,571	1,758,160	1,956,943	1,223	107	192,070	1,119	234,094	34	2,999	1,601	96,412	1,918	6,053
None	xxx	xxx	xxx	xxx	xxx	xxx	xxx	xxx	xxx	xxx	xxx	xxx	xxx	xxx	xxx	34	66
1 cow	632	1,084	632	1,640	231,989	598,592	172	7	1,132	161	12,691	8	270	492	26,477	576	908
2 cows	559		1,118		375,922		369	13	3,973	357	52,965	10	824	470	28,309	538	1,389
3 cows	336		1,008		318,165		277	16	6,312	261	51,111	10	837	282	17,425	327	1,107
4 cows	207	824	823	3,575	257,595	1,215,429	183	14	11,908	172	43,315	-----	-----	169	10,223	205	845
5 to 9 cows	207		1,227		394,070		190	41	80,375	152	56,030	5	288	164	11,248	206	1,283
10 to 14 cows	27	29	302	356	120,969	142,922	26	13	55,320	13	12,262	1	800	21	2,555	25	328
15 cows and over	7		130		59,450		6	3	33,050	3	5,720	-----	-----	3	177	7	127
Hancock																	
Total	2,818	3,007	13,024	14,233	5,938,141	6,673,252	2,333	535	1,153,462	1,846	1,089,139	60	14,630	1,809	189,363	2,788	14,656
None	xxx	xxx	xxx	xxx	xxx	xxx	xxx	xxx	xxx	xxx	xxx	xxx	xxx	xxx	xxx	64	252
1 cow	374	867	374	1,388	168,594	676,884	111	25	10,908	85	9,077	8	401	191	15,890	337	554
2 cows	436		872		363,050		301	60	36,100	245	47,141	10	1,272	291	23,538	418	1,116
3 cows	411		1,233		547,564		374	77	80,279	302	98,342	12	875	278	25,581	398	1,485
4 cows	395	1,880	1,580	9,412	679,461	4,363,532	375	72	84,400	307	144,200	10	2,939	261	27,776	390	1,764
5 to 9 cows	997		6,321		2,837,264		968	223	515,099	773	563,720	12	4,053	665	77,188	981	6,747
10 to 14 cows	162	240	1,809	2,920	908,192	1,394,510	161	57	249,618	110	161,405	7	4,778	102	17,873	158	1,862
15 to 19 cows	23		377		194,852		23	12	89,485	12	26,224	-----	-----	8	1,014	22	397
20 to 29 cows	17	14	365	310	196,234	133,751	17	7	67,573	12	33,590	1	312	10	2,139	17	389
30 to 49 cows	3	6	93	203	44,950	104,575	3	2	20,000	2	5,440	-----	-----	3	364	3	110

TABLE 19.—COWS MILKED AND MILK PRODUCED, 1939 AND 1929; DAIRY PRODUCTS SOLD AND BUTTER CHURNED, 1939; AND COWS KEPT FOR MILK APR. 1, 1940; BY NUMBER OF COWS MILKED, BY COUNTIES—Continued

(For explanation and definitions, see text)

STATE OR COUNTY AND NUMBER OF COWS MILKED	COWS MILKED				MILK PRODUCED (GALLONS)		DAIRY PRODUCTS SOLD, 1939							BUTTER CHURNED ON FARMS, 1939		COWS KEPT MAINLY FOR MILK PRODUCTION, APR. 1, 1940	
	Farms reporting		Number					Whole milk sold		Cream sold		Butter sold					
	1939	1929	1939	1929	1939	1929	Farms reporting	Farms reporting	Gallons	Farms reporting	Pounds of butterfat	Farms reporting	Pounds	Farms reporting	Pounds	Farms reporting	Number
ILLINOIS—Contd.																	
Hardin																	
Total	634	632	1,580	1,766	482,446	556,317	268	17	12,363	229	52,466	50	4,275	506	36,892	615	1,685
None	xxx	xxx	xxx	xxx	xxx	xxx	xxx	xxx	xxx	xxx	xxx	xxx	xxx	xxx	xxx	12	23
1 cow	239	370	239	540	86,733	178,585	34	3	145	25	1,589	11	417	193	11,029	218	279
2 cows	165		330		101,075		61	4	420	47	6,295	18	1,530	142	10,581	161	356
3 cows	102		306		91,856		63	3	681	53	10,052	10	1,543	79	7,485	101	351
4 cows	54	252	216	1,098	61,727	338,292	38	1	2,000	34	9,643	5	610	40	3,218	52	210
5 to 9 cows	69		407		118,092		67	5	1,817	66	21,762	6	175	49	4,211	66	374
10 cows and over	5	10	82	130	22,965	39,440	5	1	7,300	4	3,125	—	—	3	368	5	92
Henderson																	
Total	930	958	3,952	4,177	1,877,398	1,959,542	708	58	86,556	662	359,765	22	5,137	605	73,406	942	4,493
None	xxx	xxx	xxx	xxx	xxx	xxx	xxx	xxx	xxx	xxx	xxx	xxx	xxx	xxx	xxx	36	122
1 cow	109	286	109	466	50,430	237,289	19	2	675	16	1,746	1	70	59	4,307	101	154
2 cows	198		396		180,059		124	6	2,280	119	21,898	1	208	133	12,944	191	484
3 cows	142		426		195,429		116	8	2,732	110	34,068	3	839	92	10,558	139	499
4 cows	144	613	576	2,954	267,541	1,345,694	122	9	5,965	114	46,371	6	513	94	11,301	143	657
5 to 9 cows	281		1,788		839,329		271	25	43,509	252	176,063	10	3,299	190	28,607	276	1,892
10 to 14 cows	52	59	577	757	290,680	376,559	52	7	20,995	48	66,759	1	208	35	5,177	52	600
15 cows and over	4		80		53,930		4	1	10,400	3	12,860	—	—	2	512	4	85
Henry																	
Total	2,773	2,982	15,259	17,123	7,222,601	8,071,995	2,394	563	1,731,148	1,899	1,160,795	62	26,278	1,057	152,044	2,843	17,609
None	xxx	xxx	xxx	xxx	xxx	xxx	xxx	xxx	xxx	xxx	xxx	xxx	xxx	xxx	xxx	95	394
1 cow	218	490	218	813	107,472	379,619	44	16	2,992	28	2,644	2	85	85	7,181	209	365
2 cows	269		538		252,297		169	21	11,613	146	33,666	4	253	110	11,582	267	749
3 cows	304		912		411,957		262	49	43,221	220	69,475	6	656	134	15,107	301	1,298
4 cows	417	2,128	1,668	11,580	759,701	5,449,225	384	62	74,046	334	147,358	9	1,342	167	21,659	415	1,976
5 to 9 cows	1,268		8,183		3,736,316		1,240	281	695,210	986	681,300	33	14,116	477	72,455	1,261	8,933
10 to 14 cows	241	333	2,703	3,991	1,337,237	1,848,449	239	100	531,743	155	178,719	6	6,040	73	17,736	259	2,854
15 to 19 cows	42		686		405,366		42	23	236,969	24	33,653	1	156	8	2,214	42	702
20 to 29 cows	11	26	251	581	148,830	321,886	11	8	82,954	4	12,980	1	3,650	2	3,910	11	260
30 to 49 cows	3	5	100	158	63,425	72,816	3	3	54,400	2	1,000	—	—	1	200	3	98
Iroquois																	
Total	3,352	3,569	17,800	16,590	8,783,997	8,388,239	2,938	900	2,951,733	2,118	1,322,714	80	20,094	1,941	247,204	3,346	19,666
None	xxx	xxx	xxx	xxx	xxx	xxx	xxx	xxx	xxx	xxx	xxx	xxx	xxx	xxx	xxx	75	252
1 cow	231	761	231	1,255	103,973	650,883	58	7	3,275	48	5,678	3	222	118	9,644	215	416
2 cows	370		740		329,918		259	38	19,786	216	47,980	12	1,717	243	25,787	356	913
3 cows	370		1,110		513,998		328	86	99,118	246	83,725	8	1,177	243	27,483	361	1,284
4 cows	550	2,635	2,200	13,096	1,022,786	6,529,797	519	120	183,761	412	197,776	13	2,236	338	38,959	542	2,492
5 to 9 cows	1,508		9,676		4,584,183		1,472	466	1,297,192	1,054	781,618	36	11,162	854	119,297	1,495	10,309
10 to 14 cows	248	161	2,773	1,900	1,495,385	967,620	247	140	783,149	124	167,176	7	3,545	128	23,170	247	2,835
15 to 19 cows	37		602		404,246		37	28	290,289	14	25,106	1	35	14	2,454	37	635
20 to 29 cows	14	9	311	197	217,358	128,808	14	11	165,163	4	13,655	—	—	2	335	14	348
30 to 49 cows	4	2	157	72	112,170	54,131	4	4	110,000	—	—	—	—	1	75	4	182
50 to 74 cows	—	1	—	70	—	57,000	—	—	—	—	—	—	—	—	—	—	—
Jackson																	
Total	1,981	1,923	7,515	7,260	3,568,663	3,329,204	1,447	308	834,041	1,152	600,952	97	50,645	1,174	138,907	1,959	8,148
None	xxx	xxx	xxx	xxx	xxx	xxx	xxx	xxx	xxx	xxx	xxx	xxx	xxx	xxx	xxx	38	70
1 cow	485	804	485	1,197	214,462	539,081	120	18	5,560	88	9,910	17	1,085	291	20,417	448	583
2 cows	360		720		303,498		257	39	25,010	212	46,205	13	1,857	222	18,805	350	807
3 cows	278		834		379,954		243	29	31,894	207	81,707	18	4,272	180	17,381	274	918
4 cows	258	1,042	1,032	4,965	466,799	2,225,556	239	35	46,065	207	102,322	9	2,317	153	13,571	255	1,085
5 to 9 cows	508		3,182		1,503,742		497	154	333,689	378	304,257	30	15,894	288	40,088	503	3,327
10 to 14 cows	63	64	702	787	385,277	401,857	62	33	186,557	31	41,002	5	10,770	30	12,999	62	712
15 to 19 cows	17		275		154,065		17	10	80,810	6	12,649	3	10,850	5	11,290	17	338
20 cows and over	12	13	285	311	162,836	162,730	12	10	124,456	3	2,900	2	3,600	5	4,356	12	308
Jasper																	
Total	2,139	2,082	7,522	6,678	2,882,484	2,562,537	1,687	198	399,000	1,512	536,116	25	2,211	1,545	86,357	2,115	8,355
None	xxx	xxx	xxx	xxx	xxx	xxx	xxx	xxx	xxx	xxx	xxx	xxx	xxx	xxx	xxx	28	63
1 cow	400	942	400	1,430	155,222	558,113	130	6	1,840	121	10,710	4	225	301	14,334	374	571
2 cows	526		1,052		371,466		411	17	7,055	396	61,325	6	252	383	20,119	518	1,273
3 cows	368		1,104		397,362		325	31	22,365	296	76,273	8	780	264	15,487	362	1,300
4 cows	296	1,035	1,184	4,590	427,763	1,728,625	278	29	33,676	252	85,366	2	180	209	12,459	291	1,286
5 to 9 cows	479		2,915		1,099,682		473	86	151,510	404	232,421	4	424	343	20,015	472	2,951
10 to 14 cows	58	55	650	658	311,050	275,799	58	21	109,750	39	54,501	1	350	40	2,754	58	680
15 cows and over	12		217		119,959		12	8	72,804	4	15,520	—	—	5	289	12	231
Jefferson																	
Total	2,846	2,818	9,125	9,568	3,249,618	3,811,424	1,877	234	488,448	1,657	550,459	39	4,327	1,929	111,122	2,806	9,950
None	xxx	xxx	xxx	xxx	xxx	xxx	xxx	xxx	xxx	xxx	xxx	xxx	xxx	xxx	xxx	67	150
1 cow	788	1,302	788	1,975	275,790	830,350	160	15	2,606	142	11,839	6	375	445	20,919	722	1,002
2 cows	632		1,264		434,347		415	24	10,674	389	70,013	12	481	435	23,872	607	1,433
3 cows	426		1,278		445,504		347	33	29,527	315	78,194	4	455	311	17,489	418	1,446
4 cows	362	1,444	1,448	6,644	491,349	2,601,662	337	48	59,679	292	100,151	5	800	265	16,393	358	1,525
5 to 9 cows	575		3,526		1,232,928		557	88	185,682	482	248,157	11	2,112	436	29,617	571	3,536
10 to 14 cows	50	70	550	894	217,300	352,212	50	18	85,280	32	32,455	—	—	32	2,126	50	550
15 to 19 cows	7		115		50,400		7	2	19,700	5	9,650	—	—	4	456	7	139
20 cows and over	8	2	156	55	102,000	27,200	6	6	95,300	—	—	1	104	1	250	6	169

TABLE 19.—COWS MILKED AND MILK PRODUCED, 1939 AND 1929; DAIRY PRODUCTS SOLD AND BUTTER CHURNED, 1939; AND COWS KEPT FOR MILK APR. 1, 1940; BY NUMBER OF COWS MILKED, BY COUNTIES—Continued

(For explanation and definitions, see text)

STATE OR COUNTY AND NUMBER OF COWS MILKED	COWS MILKED				MILK PRODUCED (GALLONS)		DAIRY PRODUCTS SOLD, 1939							BUTTER CHURNED ON FARMS, 1939		COWS KEPT MAINLY FOR MILK PRODUCTION, APR. 1, 1940	
	Farms reporting		Number					Whole milk sold		Cream sold		Butter sold					
	1939	1929	1939	1929	1939	1929	Farms reporting	Farms reporting	Gallons	Farms reporting	Pounds of butterfat	Farms reporting	Pounds	Farms reporting	Pounds	Farms reporting	Number
ILLINOIS—Contd.																	
Jersey																	
Total	1,061	1,154	5,102	5,120	2,519,118	2,656,329	748	314	1,350,211	438	215,965	41	11,440	329	41,452	1,035	5,928
None	xxx	xxx	xxx	xxx	xxx	xxx	xxx	xxx	xxx	xxx	xxx	xxx	xxx	xxx	xxx	21	53
1 cow	210	425	210	624	84,835	305,828	31	13	3,010	15	1,243	5	579	60	4,498	187	293
2 cows	160		320		126,486		83	8	5,890	73	14,975	5	559	60	5,357	148	379
3 cows	138		414		163,692		109	18	18,973	91	27,362	6	620	52	5,956	132	464
4 cows	121	628	484	3,184	200,448	1,592,149	110	30	47,405	80	30,175	7	2,039	43	6,887	119	546
5 to 9 cows	327		2,127		1,022,623		312	161	517,790	155	112,845	15	5,030	98	14,310	323	2,366
10 to 14 cows	69	93	783	1,117	447,876	622,232	68	51	337,804	20	20,585	3	2,613	15	4,324	69	859
15 to 19 cows	15		244		160,058		15	14	139,714	1	3,500	-----	-------	1	120	15	276
20 to 29 cows	17	7	390	157	217,850	115,120	16	15	184,375	3	5,280	-----	-------	-----	-------	17	481
30 to 49 cows	4	1	130	38	95,250	21,000	4	4	95,250	-----	-------	-----	-------	-----	-------	4	211
Jo Daviess																	
Total	1,776	1,868	20,988	21,023	10,499,069	11,265,147	1,644	796	5,197,463	882	1,350,912	13	3,813	157	15,172	1,796	24,484
None	xxx	xxx	xxx	xxx	xxx	xxx	xxx	xxx	xxx	xxx	xxx	xxx	xxx	xxx	xxx	84	911
1 cow	96	188	96	286	41,684	145,941	14	6	2,150	7	972	1	10	20	1,216	76	227
2 cows	63		126		47,014		33	14	10,478	16	3,733	3	455	20	1,288	52	161
3 cows	37		111		48,316		31	10	12,198	22	6,701	-----	-------	8	392	36	138
4 cows	39	565	156	3,679	68,184	1,922,274	34	16	23,959	19	8,631	-----	-------	2	181	38	203
5 to 9 cows	424		3,063		1,409,694		416	185	592,423	245	204,112	1	420	33	2,249	405	3,629
10 to 14 cows	560	914	6,588	12,205	3,100,500	6,358,343	560	263	1,406,223	305	432,769	3	600	50	4,542	555	7,399
15 to 19 cows	334		5,538		2,894,431		333	170	1,455,259	169	374,398	5	2,328	18	4,974	330	6,049
20 to 29 cows	190	173	4,224	3,928	2,308,502	2,275,739	190	110	1,341,604	86	263,408	-----	-------	5	315	187	4,538
30 to 49 cows	33	27	1,086	875	580,744	537,890	33	22	353,169	13	56,186	-----	-------	1	15	33	1,229
50 to 74 cows	-----	1	-----	50	-----	24,960	-----	-----	-----	-----	-----	-----	-----	-----	-----	-----	-----
Johnson																	
Total	1,352	1,169	3,763	4,067	1,449,795	1,451,746	719	55	49,101	656	243,625	23	2,301	1,094	68,163	1,309	4,058
None	xxx	xxx	xxx	xxx	xxx	xxx	xxx	xxx	xxx	xxx	xxx	xxx	xxx	xxx	xxx	24	48
1 cow	492	596	492	848	207,382	336,846	74	9	1,240	61	5,542	8	477	402	23,643	449	637
2 cows	331		662		259,648		180	14	5,035	165	28,888	6	483	277	17,526	319	785
3 cows	161		483		182,786		126	6	3,502	121	35,147	2	112	124	7,176	160	540
4 cows	117	515	468	2,460	175,961	877,055	100	5	4,108	94	35,648	2	164	94	6,776	112	478
5 to 9 cows	225		1,347		502,973		213	21	35,216	189	107,812	5	1,065	181	11,979	219	1,309
10 to 14 cows	23	58	257	739	97,745	237,845	23	-----	-----	23	22,388	-----	-------	14	961	23	195
15 cows and over	3		54		23,300		3	-----	-----	3	8,200	-----	-------	2	102	3	66
Kane																	
Total	1,680	1,663	25,525	23,529	20,698,671	18,420,868	1,281	1,192	19,423,201	81	51,768	54	7,194	310	40,886	1,686	28,209
None	xxx	xxx	xxx	xxx	xxx	xxx	xxx	xxx	xxx	xxx	xxx	xxx	xxx	xxx	xxx	67	579
1 cow	214	373	214	512	122,077	251,454	26	15	3,590	3	242	11	673	98	8,736	191	248
2 cows	200		400		206,624		55	27	20,496	15	3,453	18	1,712	107	14,209	188	392
3 cows	72		216		109,097		41	21	20,860	16	6,084	10	1,571	42	7,723	69	212
4 cows	42	303	168	1,762	74,527	1,122,963	27	19	31,207	7	2,470	6	917	25	3,716	40	202
5 to 9 cows	168		1,140		720,349		149	132	523,568	25	18,676	5	2,016	24	4,186	163	1,311
10 to 14 cows	169	467	1,988	6,581	1,570,920	5,212,021	168	168	1,477,427	7	3,922	2	165	7	1,485	167	2,270
15 to 19 cows	196		3,309		2,753,446		196	194	2,618,160	2	3,680	-----	-------	-----	-------	190	3,543
20 to 29 cows	387	346	9,135	8,008	7,816,434	6,578,355	387	385	7,574,610	4	6,460	1	40	6	731	382	9,969
30 to 49 cows	206	155	7,237	5,485	5,970,802	4,254,798	206	206	5,853,326	-----	-------	-----	-------	-----	-------	203	7,645
50 to 74 cows	21	16	1,204	954	1,039,581	791,826	21	21	1,031,739	1	281	-----	-------	-----	-------	21	1,289
75 cows and over	5	3	514	227	314,814	209,451	5	4	268,218	1	6,500	1	100	1	100	5	549
Kankakee																	
Total	2,047	2,015	12,320	11,786	7,426,351	6,235,244	1,693	1,091	5,258,082	637	371,078	91	31,871	637	104,840	2,034	13,466
None	xxx	xxx	xxx	xxx	xxx	xxx	xxx	xxx	xxx	xxx	xxx	xxx	xxx	xxx	xxx	31	105
1 cow	213	423	213	675	104,759	288,255	39	13	3,772	19	2,094	12	1,425	79	7,611	196	275
2 cows	238		476		231,127		135	46	36,080	84	22,644	11	1,245	107	13,630	224	577
3 cows	197		591		308,605		169	69	102,218	102	31,247	13	3,154	83	13,463	193	665
4 cows	231	1,288	924	6,693	474,052	3,273,323	206	101	198,394	98	48,407	14	3,772	81	13,714	229	978
5 to 9 cows	851		5,657		3,209,338		828	574	2,155,818	285	203,076	31	13,251	239	42,683	845	6,141
10 to 14 cows	235	271	2,659	3,327	1,718,669	1,886,141	234	210	1,485,788	39	39,258	9	8,774	42	12,401	234	2,843
15 to 19 cows	39		632		485,672		39	36	424,157	5	18,432	1	250	4	926	39	709
20 to 29 cows	30	18	678	403	507,030	339,860	30	29	476,402	4	5,420	-----	-------	2	412	30	730
30 cows and over	13	15	490	688	387,099	447,665	13	13	375,453	1	500	-----	-------	-----	-------	13	443
Kendall																	
Total	987	1,050	5,871	5,974	3,325,769	3,248,058	710	476	2,310,390	215	121,262	54	15,952	291	52,374	989	6,448
None	xxx	xxx	xxx	xxx	xxx	xxx	xxx	xxx	xxx	xxx	xxx	xxx	xxx	xxx	xxx	24	83
1 cow	130	262	130	402	63,967	187,971	11	3	3,060	4	670	4	315	53	4,595	125	185
2 cows	138		278		125,332		49	13	7,868	28	5,244	10	1,883	70	9,814	134	338
3 cows	103		309		144,711		59	28	34,764	26	8,956	8	1,670	44	7,303	98	324
4 cows	100	640	400	3,430	195,401	1,667,745	85	43	80,857	37	15,453	7	2,245	25	6,160	99	482
5 to 9 cows	349		2,332		1,259,486		339	235	808,091	107	75,376	20	5,654	79	17,387	342	2,556
10 to 14 cows	114	127	1,304	1,584	798,215	1,059,259	114	103	700,285	10	11,458	3	3,960	13	6,160	114	1,350
15 to 19 cows	31		515		323,332		31	29	292,751	2	825	1	150	5	805	31	527
20 to 29 cows	16	16	359	358	230,704	228,578	16	16	220,454	-----	-----	1	75	1	100	16	359
30 cows and over	6	5	246	200	184,621	104,505	6	6	164,260	1	3,280	-----	-------	1	50	6	244

TABLE 19.—COWS MILKED AND MILK PRODUCED, 1939 AND 1929; DAIRY PRODUCTS SOLD AND BUTTER CHURNED, 1939; AND COWS KEPT FOR MILK APR. 1, 1940; BY NUMBER OF COWS MILKED, BY COUNTIES—Continued

(For explanation and definitions, see text)

STATE OR COUNTY AND NUMBER OF COWS MILKED	COWS MILKED				MILK PRODUCED (GALLONS)		DAIRY PRODUCTS SOLD, 1939							BUTTER CHURNED ON FARMS, 1939		COWS KEPT MAINLY FOR MILK PRODUCTION, APR. 1, 1940	
	Farms reporting		Number					Whole milk sold		Cream sold		Butter sold					
	1939	1929	1939	1929	1939	1929	Farms reporting	Farms reporting	Gallons	Farms reporting	Pounds of butterfat	Farms reporting	Pounds	Farms reporting	Pounds	Farms reporting	Number
ILLINOIS—Contd.																	
Knox																	
Total	2,300	2,420	11,946	13,210	5,496,977	6,733,365	1,891	411	1,354,985	1,551	926,293	35	9,228	1,075	134,356	2,324	13,764
None	xxx	xxx	xxx	xxx	xxx	xxx	xxx	xxx	xxx	xxx	xxx	xxx	xxx	xxx	xxx	84	375
1 cow	259	586	259	962	116,815	474,554	57	9	2,060	48	4,838	2	192	123	9,653	237	415
2 cows	343		686		301,239		226	42	22,436	186	38,389	6	1,875	184	20,990	330	934
3 cows	279		837		376,732		238	33	27,435	210	71,263	7	772	144	17,544	272	973
4 cows	334	1,550	1,336	8,020	567,085	3,969,018	310	43	45,141	278	122,362	4	348	159	18,445	326	1,500
5 to 9 cows	844		5,341		2,374,542		819	166	374,730	681	469,997	12	3,071	387	53,796	837	5,976
10 to 14 cows	169	244	1,893	3,089	908,354	1,577,728	169	65	253,783	118	168,161	3	1,270	62	10,112	168	1,956
15 to 19 cows	39		627		314,812		39	22	167,427	23	36,110	-----	-------	9	1,047	37	616
20 to 29 cows	21	24	495	513	279,220	342,625	21	19	223,822	5	13,523	1	1,700	6	2,613	21	537
30 cows and over	12	16	472	626	258,178	369,440	12	12	238,151	2	1,650	-----	-------	1	156	12	482
Lake																	
Total	1,265	1,255	15,499	15,157	11,215,886	10,515,430	926	856	9,989,695	89	101,014	29	12,563	201	38,343	1,281	16,719
None	xxx	xxx	xxx	xxx	xxx	xxx	xxx	xxx	xxx	xxx	xxx	xxx	xxx	xxx	xxx	41	293
1 cow	196	285	196	383	96,361	186,239	30	27	5,363	1	90	3	235	48	4,190	186	218
2 cows	130		260		120,867		27	22	12,054	3	723	5	284	49	6,139	126	290
3 cows	60		180		79,802		25	19	11,820	6	3,310	4	642	29	5,698	58	198
4 cows	42	236	168	1,465	92,180	954,297	26	18	35,850	9	4,690	2	954	18	3,675	40	200
5 to 9 cows	141		1,002		606,388		123	90	350,865	36	34,939	9	7,325	34	13,458	140	1,046
10 to 14 cows	189	487	2,278	6,844	1,676,326	4,785,957	189	177	1,498,758	18	27,450	2	525	8	1,370	187	2,448
15 to 19 cows	228		3,802		2,825,758		227	225	2,650,178	9	12,662	3	2,298	9	3,128	226	4,026
20 to 29 cows	209	185	4,824	4,174	3,556,117	3,036,140	209	208	3,369,141	4	9,170	1	300	6	685	207	5,114
30 to 49 cows	58	58	1,991	1,994	1,481,879	1,360,272	58	58	1,403,089	2	6,980	-----	-------	-----	-------	58	2,062
50 to 74 cows	8	2	446	100	334,315	61,160	8	8	329,250	1	1,000	-----	-------	-----	-------	8	419
75 cows and over	4	2	352	197	345,893	131,365	4	4	323,327	-----	-------	-----	-------	-----	-------	4	405
La Salle																	
Total	3,396	3,656	19,628	19,174	9,280,874	8,776,775	2,822	1,655	5,263,642	1,185	825,626	103	33,929	971	158,278	3,414	22,543
None	xxx	xxx	xxx	xxx	xxx	xxx	xxx	xxx	xxx	xxx	xxx	xxx	xxx	xxx	xxx	89	361
1 cow	278	757	278	1,209	125,374	516,484	37	12	3,468	20	2,401	6	506	84	7,697	249	522
2 cows	326		652		272,743		176	65	49,254	100	22,548	14	2,026	149	19,960	313	803
3 cows	353		1,059		457,971		267	116	129,795	150	56,992	10	2,826	132	19,220	349	1,354
4 cows	430	2,562	1,720	13,125	759,483	5,786,732	392	199	312,386	189	87,492	22	5,408	126	21,525	424	2,042
5 to 9 cows	1,564		10,079		4,623,791		1,507	907	2,421,170	631	493,525	40	14,959	402	69,171	1,548	11,318
10 to 14 cows	340	287	3,770	3,466	1,834,592	1,677,233	338	266	1,333,698	77	119,055	10	7,060	62	17,176	338	3,948
15 to 19 cows	63		1,005		552,825		63	52	411,609	11	28,614	1	1,144	8	2,210	62	1,014
20 to 29 cows	34	29	769	665	461,030	392,001	34	30	393,747	7	14,999	-----	-------	7	1,269	34	845
30 to 49 cows	8	21	296	709	213,065	404,325	8	8	208,515	-----	-------	-----	-------	1	50	8	336
Lawrence																	
Total	1,350	1,033	3,847	3,358	1,441,754	1,452,566	924	130	169,575	798	272,019	30	7,896	689	57,246	1,273	4,004
None	xxx	xxx	xxx	xxx	xxx	xxx	xxx	xxx	xxx	xxx	xxx	xxx	xxx	xxx	xxx	23	57
1 cow	448	556	448	866	181,400	370,456	160	14	3,709	139	14,020	12	949	212	13,038	387	501
2 cows	368		736		264,745		273	26	9,962	249	47,554	8	1,302	189	14,729	341	764
3 cows	185		555		201,189		158	25	15,890	133	37,151	4	850	101	8,582	183	608
4 cows	138	437	552	1,888	201,879	733,720	130	17	22,097	113	45,285	4	945	84	7,099	134	558
5 to 9 cows	177		1,078		388,055		169	35	64,472	141	89,709	1	250	89	7,909	174	1,105
10 to 14 cows	22	32	252	401	103,517	156,020	22	9	30,700	13	16,750	1	3,600	10	5,170	22	243
15 to 19 cows	6		103		50,249		6	3	19,105	4	7,260	-----	-------	2	417	5	85
20 to 29 cows	6	6	123	138	50,720	84,120	6	1	3,640	6	14,310	-----	-------	2	302	4	83
30 to 49 cows	-----	2	-----	65	----------	108,250	-----	-----	----------	-----	----------	-----	-------	-----	-------	-----	-------
Lee																	
Total	2,149	2,205	16,608	14,387	9,724,835	7,546,608	1,894	1,452	7,638,809	478	372,807	22	15,228	233	39,111	2,187	18,678
None	xxx	xxx	xxx	xxx	xxx	xxx	xxx	xxx	xxx	xxx	xxx	xxx	xxx	xxx	xxx	89	623
1 cow	182	418	182	662	84,603	279,790	40	12	4,025	21	2,355	8	1,005	46	4,182	166	289
2 cows	174		348		167,766		110	55	42,150	55	13,300	3	109	36	3,001	166	434
3 cows	150		450		204,992		125	71	94,130	54	18,481	3	774	27	4,529	144	512
4 cows	176	1,338	704	7,342	353,765	3,528,076	168	105	190,259	68	37,357	1	30	25	2,910	173	827
5 to 9 cows	840		5,723		3,146,316		824	643	2,284,368	197	177,883	3	950	69	8,710	827	6,227
10 to 14 cows	403	388	4,580	4,822	2,717,620	2,726,675	403	348	2,246,479	65	93,992	1	560	16	2,054	400	4,880
15 to 19 cows	125		2,047		1,295,382		125	121	1,174,096	10	17,696	1	800	7	1,818	124	2,195
20 to 29 cows	80	47	1,845	1,058	1,195,391	694,897	80	78	1,079,596	7	11,063	2	11,000	6	11,835	79	1,930
30 cows and over	19	14	729	503	559,000	317,170	19	19	523,726	1	700	-----	-------	1	72	19	761
Livingston																	
Total	3,095	3,388	16,241	14,722	8,417,841	7,307,457	2,798	1,163	3,262,505	1,686	1,125,933	115	38,292	1,269	186,288	3,095	17,484
None	xxx	xxx	xxx	xxx	xxx	xxx	xxx	xxx	xxx	xxx	xxx	xxx	xxx	xxx	xxx	57	202
1 cow	206	792	206	1,327	97,630	668,162	59	21	7,744	38	5,119	4	510	79	6,708	186	305
2 cows	299		598		274,196		221	65	42,966	153	35,679	13	2,205	131	13,411	292	736
3 cows	393		1,179		562,224		354	114	116,411	244	91,962	21	4,253	190	22,659	387	1,378
4 cows	480	2,476	1,920	11,824	953,177	5,775,246	470	158	251,373	311	151,509	18	5,736	208	27,344	476	2,127
5 to 9 cows	1,474		9,328		4,812,435		1,455	648	1,814,853	859	694,515	49	17,436	595	97,639	1,456	9,706
10 to 14 cows	206	112	2,281	1,334	1,237,110	671,151	204	129	675,365	86	115,508	9	7,632	59	16,955	205	2,334
15 to 19 cows	25		406		270,317		25	16	159,697	12	26,239	-----	-------	5	916	25	400
20 cows and over	12	8	325	257	230,752	192,898	12	12	194,096	3	5,402	1	520	2	676	11	296

TABLE 19.—COWS MILKED AND MILK PRODUCED, 1939 AND 1929; DAIRY PRODUCTS SOLD AND BUTTER CHURNED, 1939; AND COWS KEPT FOR MILK APR. 1, 1940; BY NUMBER OF COWS MILKED, BY COUNTIES—Continued

(For explanation and definitions, see text)

STATE OR COUNTY AND NUMBER OF COWS MILKED	COWS MILKED				MILK PRODUCED (GALLONS)		DAIRY PRODUCTS SOLD, 1939							BUTTER CHURNED ON FARMS, 1939		COWS KEPT MAINLY FOR MILK PRODUCTION, APR. 1, 1940	
	Farms reporting		Number					Whole milk sold		Cream sold		Butter sold					
	1939	1929	1939	1929	1939	1929	Farms reporting	Farms reporting	Gallons	Farms reporting	Pounds of butterfat	Farms reporting	Pounds	Farms reporting	Pounds	Farms reporting	Number
ILLINOIS—Contd.																	
Logan																	
Total	1,828	1,932	8,074	7,773	3,917,272	4,205,262	1,547	404	1,167,629	1,171	595,958	52	12,379	1,132	120,648	1,819	9,055
None	xxx	xxx	xxx	xxx	xxx	xxx	xxx	xxx	xxx	xxx	xxx	xxx	xxx	xxx	xxx	23	92
1 cow	183	580	183	959	85,240	511,583	61	9	1,101	45	3,919	9	661	115	9,564	172	275
2 cows	301		602		268,420		200	21	13,202	180	58,903	6	591	220	20,496	293	743
3 cows	293		879		394,202		266	41	44,697	227	72,167	8	1,202	205	18,712	290	1,014
4 cows	332	1,275	1,328	5,743	612,126	3,101,507	315	73	92,826	247	117,124	13	3,718	211	25,637	329	1,498
5 to 9 cows	618		3,793		1,781,462		604	192	490,723	430	308,729	14	4,707	349	42,715	611	4,083
10 to 14 cows	87	67	978	792	543,282	422,441	87	55	312,420	40	50,406	2	1,500	32	5,182	87	1,001
15 to 19 cows	8		140		86,430		8	7	69,550	1	4,350	—	—	2	340	8	144
20 cows and over	6	10	171	279	146,110	169,731	6	6	143,110	1	360	—	—	—	—	6	185
McDonough																	
Total	2,128	2,257	9,395	9,349	4,316,807	4,645,044	1,718	294	823,648	1,459	761,218	24	3,217	1,280	129,356	2,123	10,629
None	xxx	xxx	xxx	xxx	xxx	xxx	xxx	xxx	xxx	xxx	xxx	xxx	xxx	xxx	xxx	52	226
1 cow	254	725	254	1,192	109,577	638,364	67	5	945	60	6,819	3	215	126	8,954	251	372
2 cows	365		730		313,078		243	17	12,340	228	48,476	4	317	216	19,392	348	953
3 cows	344		1,032		477,350		291	41	46,425	250	85,181	5	586	214	21,291	338	1,265
4 cows	322	1,418	1,288	6,620	576,551	3,221,032	298	38	49,225	265	117,594	3	320	219	23,107	318	1,401
5 to 9 cows	748		4,627		2,015,806		722	144	311,401	602	399,370	7	873	457	50,366	740	4,888
10 to 14 cows	64	102	719	1,253	376,307	651,348	64	30	170,017	36	50,749	1	750	35	4,480	63	722
15 to 19 cows	13		216		128,787		13	5	36,650	10	21,097	1	156	8	1,214	13	207
20 to 29 cows	16	11	354	254	201,476	108,750	16	11	112,645	6	19,402	—	—	5	552	16	404
30 cows and over	4	1	175	30	117,875	25,550	4	3	84,000	2	12,550	—	—	—	—	4	191
McHenry																	
Total	2,164	2,289	43,120	39,574	35,425,062	29,298,301	2,022	1,977	33,927,028	52	76,067	12	5,737	106	16,776	2,226	47,351
None	xxx	xxx	xxx	xxx	xxx	xxx	xxx	xxx	xxx	xxx	xxx	xxx	xxx	xxx	xxx	88	1,171
1 cow	97	176	97	231	55,075	125,529	8	5	2,737	—	—	3	85	42	3,272	92	120
2 cows	59		118		75,235		20	12	9,153	5	2,335	4	435	27	3,930	58	181
3 cows	19		57		35,370		9	5	11,450	2	2,300	2	200	5	966	19	64
4 cows	12	295	48	1,862	35,940	1,337,611	12	8	21,465	4	3,720	1	712	3	864	12	45
5 to 9 cows	111		806		617,539		108	96	512,007	14	15,507	—	—	7	1,326	109	930
10 to 14 cows	318	939	3,888	13,508	3,111,658	10,271,985	317	311	2,955,822	9	11,488	—	—	3	279	308	4,253
15 to 19 cows	489		8,284		6,756,377		489	485	6,482,657	8	12,359	1	3,305	5	3,445	485	9,086
20 to 29 cows	702	607	16,397	14,048	13,612,073	10,489,310	702	699	13,163,394	5	17,115	—	—	8	375	699	17,689
30 to 49 cows	326	248	11,445	8,547	9,439,083	6,167,566	326	325	9,119,218	5	11,243	1	1,000	8	2,319	325	11,816
50 to 74 cows	25	22	1,409	1,211	1,225,522	784,525	25	25	1,194,875	—	—	—	—	—	—	25	1,448
75 cows and over	6	2	571	167	461,190	121,775	6	6	454,250	—	—	—	—	—	—	6	548
McLean																	
Total	3,558	3,847	19,348	19,005	9,762,315	9,512,164	2,939	1,305	4,595,945	1,700	1,113,043	75	26,601	1,453	190,995	3,557	21,051
None	xxx	xxx	xxx	xxx	xxx	xxx	xxx	xxx	xxx	xxx	xxx	xxx	xxx	xxx	xxx	64	176
1 cow	387	1,039	387	1,724	189,110	864,375	86	20	4,758	62	7,878	7	445	173	14,162	362	535
2 cows	467		934		424,562		268	68	46,318	197	44,778	13	1,416	237	26,210	454	1,209
3 cows	412		1,236		585,502		359	99	111,533	260	95,337	11	1,686	203	23,993	408	1,450
4 cows	495	2,454	1,980	12,135	912,449	5,947,821	466	169	251,766	307	142,467	7	797	214	25,382	490	2,246
5 to 9 cows	1,400		9,007		4,381,895		1,365	659	1,863,912	754	604,107	25	8,582	522	74,298	1,388	9,597
10 to 14 cows	280	309	3,146	3,733	1,892,009	1,937,329	278	195	1,062,697	88	134,595	7	9,564	76	19,279	277	3,200
15 to 19 cows	67		1,083		616,080		67	49	433,826	23	42,584	2	1,430	16	3,546	65	1,128
20 to 29 cows	30	28	686	636	392,584	366,079	30	27	312,379	7	24,797	2	2,656	9	3,575	30	675
30 to 49 cows	15	13	578	476	330,394	256,850	15	15	317,756	1	500	1	25	2	250	14	461
50 cows and over	5	4	331	301	237,750	139,710	5	4	191,000	1	16,000	—	—	1	300	5	374
Macon																	
Total	1,999	2,170	8,714	9,234	4,552,432	4,985,888	1,503	535	1,996,483	1,021	558,752	56	13,453	735	78,201	2,009	9,383
None	xxx	xxx	xxx	xxx	xxx	xxx	xxx	xxx	xxx	xxx	xxx	xxx	xxx	xxx	xxx	51	149
1 cow	417	725	417	1,112	215,777	575,471	109	24	4,358	83	11,739	11	1,153	205	16,533	393	557
2 cows	347		694		317,023		225	45	25,665	182	48,001	13	2,006	152	14,937	341	850
3 cows	261		783		372,518		230	49	45,256	190	78,055	7	1,526	119	11,267	258	869
4 cows	287	1,317	1,148	6,263	524,254	3,290,356	268	56	75,660	217	111,656	4	550	90	10,485	285	1,187
5 to 9 cows	545		3,424		1,705,901		529	241	673,274	318	251,728	18	6,353	152	21,477	542	3,498
10 to 14 cows	81	107	915	1,285	513,280	721,766	81	62	358,927	24	40,391	1	300	13	1,681	80	920
15 to 19 cows	32		519		294,542		32	30	253,125	5	9,318	1	1,445	3	1,701	30	495
20 to 29 cows	21	14	454	305	307,095	178,120	21	20	285,658	1	3,344	1	120	1	120	21	466
30 to 49 cows	5	7	180	269	148,512	220,175	5	5	127,170	1	4,500	—	—	—	—	5	201
50 to 74 cows	3	—	180	—	153,560	—	3	3	149,390	—	—	—	—	—	—	3	193
Macoupin																	
Total	2,778	2,939	15,234	14,207	7,341,927	7,171,366	2,104	1,051	4,358,683	1,060	524,892	87	45,057	981	121,284	2,784	16,792
None	xxx	xxx	xxx	xxx	xxx	xxx	xxx	xxx	xxx	xxx	xxx	xxx	xxx	xxx	xxx	84	352
1 cow	397	943	397	1,464	176,542	679,911	57	10	2,875	37	4,045	17	1,528	174	12,969	374	633
2 cows	448		892		365,237		240	59	38,439	178	34,733	16	2,808	223	19,549	428	1,158
3 cows	297		891		369,321		239	64	68,588	170	55,253	7	2,319	127	11,819	296	1,041
4 cows	325	1,687	1,300	8,546	570,544	4,065,153	288	107	192,222	179	74,374	13	4,015	125	14,246	317	1,423
5 to 9 cows	890		5,798		2,660,159		862	469	1,426,710	404	256,172	23	14,877	256	55,809	870	6,144
10 to 14 cows	288	275	3,253	3,528	1,620,594	1,848,617	285	225	1,220,019	74	74,186	8	10,160	63	15,888	285	5,315
15 to 19 cows	68		1,119		629,004		68	60	555,355	9	16,189	2	9,300	8	10,118	68	1,212
20 to 29 cows	54	30	1,162	675	677,148	433,765	54	49	617,523	8	9,910	—	—	5	784	52	1,174
30 cows and over	11	6	422	194	275,378	145,920	11	10	256,952	1	50	1	50	2	102	10	342

TABLE 19.—COWS MILKED AND MILK PRODUCED, 1939 AND 1929; DAIRY PRODUCTS SOLD AND BUTTER CHURNED, 1939; AND COWS KEPT FOR MILK APR. 1, 1940; BY NUMBER OF COWS MILKED, BY COUNTIES—Continued

(For explanation and definitions, see text)

STATE OR COUNTY AND NUMBER OF COWS MILKED	COWS MILKED				MILK PRODUCED (GALLONS)		DAIRY PRODUCTS SOLD, 1939						BUTTER CHURNED ON FARMS, 1939		COWS KEPT MAINLY FOR MILK PRODUCTION, APR. 1, 1940	
	Farms reporting		Number					Whole milk sold		Cream sold		Butter sold				
	1939	1929	1939	1929	1939	1929	Farms reporting	Farms reporting	Gallons	Farms reporting	Pounds of butterfat	Farms reporting	Pounds	Farms reporting	Pounds	Farms reporting	Number
ILLINOIS—Contd.																	
Madison																	
Total	2,786	2,799	18,279	16,538	11,817,074	10,736,142	2,250	1,882	10,134,837	233	140,079	227	103,444	605	153,468	2,757	19,027
None	xxx	xxx	xxx	xxx	xxx	xxx	xxx	xxx	xxx	xxx	xxx	xxx	xxx	xxx	xxx	70	184
1 cow	476	664	476	942	213,226	445,915	99	37	9,104	16	2,984	56	4,868	243	22,185	425	559
2 cows	285		570		249,676		163	77	50,060	44	11,708	55	8,977	139	19,907	268	632
3 cows	170		510		253,855		149	97	130,728	38	13,491	31	6,589	67	12,607	164	531
4 cows	183	1,660	732	9,650	386,701	6,239,805	175	124	239,695	42	18,304	22	9,191	46	13,069	176	775
5 to 9 cows	1,010		7,111		4,445,583		1,002	912	3,859,305	75	66,972	44	38,734	79	47,409	998	7,433
10 to 14 cows	496	452	5,630	5,385	3,880,554	3,630,633	496	472	3,583,028	15	21,680	15	26,985	26	29,591	494	5,747
15 to 19 cows	104		1,698		1,249,276		104	102	1,186,452	2	3,780	2	3,400	2	3,700	103	1,629
20 to 29 cows	47	20	1,037	448	770,873	300,504	47	46	740,134	1	960	2	4,700	3	5,000	45	1,109
30 cows and over	15	3	515	113	367,330	119,287	15	15	356,331	———	———	———	———	———	———	14	448
Marion																	
Total	2,432	2,493	8,552	8,467	3,193,600	3,246,184	1,669	462	885,706	1,218	469,164	90	22,798	1,609	127,835	2,316	8,842
None	xxx	xxx	xxx	xxx	xxx	xxx	xxx	xxx	xxx	xxx	xxx	xxx	xxx	xxx	xxx	38	93
1 cow	642	1,140	642	1,702	239,594	637,242	137	31	5,975	94	9,211	18	1,333	406	22,698	549	784
2 cows	470		940		318,087		303	53	16,352	246	39,021	16	1,811	349	24,047	443	1,012
3 cows	361		1,083		390,566		306	63	47,372	248	66,752	16	3,480	250	20,331	353	1,174
4 cows	331	1,291	1,324	5,984	460,354	2,276,499	313	80	79,000	240	88,741	13	1,737	230	17,178	325	1,377
5 to 9 cows	530		3,252		1,169,491		512	170	329,061	350	215,275	22	10,355	338	35,947	513	3,196
10 to 14 cows	78	58	896	680	396,253	272,227	78	51	269,296	32	32,764	4	1,448	30	4,070	77	867
15 to 19 cows	13		209		123,575		13	10	91,750	5	4,400	1	2,634	3	3,174	11	176
20 to 29 cows	3	4	71	101	33,600	60,216	3	2	18,000	1	5,000	———	———	1	78	3	74
30 to 49 cows	4	———	135	———	62,080	———	4	2	28,900	2	10,000	———	———	2	312	4	89
Marshall																	
Total	1,072	1,112	5,803	5,130	2,784,732	2,791,632	939	402	1,116,166	572	388,538	46	17,066	418	69,650	1,068	6,703
None	xxx	xxx	xxx	xxx	xxx	xxx	xxx	xxx	xxx	xxx	xxx	xxx	xxx	xxx	xxx	31	173
1 cow	71	264	71	438	32,448	226,102	12	2	410	8	1,341	3	267	30	3,107	66	145
2 cows	114		228		106,162		75	21	13,895	56	14,076	3	187	56	6,711	109	349
3 cows	120		360		171,216		104	34	38,990	74	29,514	2	62	47	6,954	112	445
4 cows	168	789	672	3,977	344,620	2,194,178	158	59	99,621	108	64,124	1	80	63	8,108	161	737
5 to 9 cows	493		3,165		1,489,710		484	226	612,916	272	212,983	26	7,039	181	30,197	487	3,496
10 to 14 cows	87	55	960	623	461,856	317,398	87	48	239,946	46	51,590	8	4,631	31	8,868	84	1,010
15 to 19 cows	13		216		109,620		13	9	69,388	5	7,830	2	3,500	6	3,868	12	199
20 to 29 cows	6	4	131	92	69,100	53,954	6	3	41,000	3	7,080	1	1,300	4	1,837	6	149
Mason																	
Total	1,175	1,266	4,401	4,353	2,002,734	2,244,728	937	222	399,750	725	327,457	69	15,742	785	89,738	1,138	4,668
None	xxx	xxx	xxx	xxx	xxx	xxx	xxx	xxx	xxx	xxx	xxx	xxx	xxx	xxx	xxx	19	39
1 cow	182	508	182	802	92,669	428,116	59	10	2,072	44	4,705	8	727	122	8,858	160	225
2 cows	238		476		210,157		167	26	10,820	139	27,994	14	2,223	171	15,490	227	522
3 cows	202		606		267,720		173	26	28,434	149	45,953	14	2,208	144	17,596	194	625
4 cows	204	730	816	3,176	369,264	1,642,641	196	44	63,304	158	70,462	7	1,285	135	15,045	196	870
5 to 9 cows	316		1,939		875,698		309	97	195,210	218	158,034	25	8,299	199	30,709	309	2,025
10 to 14 cows	29	28	312	375	150,716	173,971	29	16	72,440	15	17,509	1	1,000	12	2,020	29	294
15 cows and over	4		70		36,510		4	3	27,470	2	3,000	———	———	2	220	4	68
Massac																	
Total	876	907	2,708	3,295	1,226,825	1,305,267	648	69	249,610	568	216,854	33	4,649	374	24,665	866	2,910
None	xxx	xxx	xxx	xxx	xxx	xxx	xxx	xxx	xxx	xxx	xxx	xxx	xxx	xxx	xxx	14	25
1 cow	299	402	299	585	125,978	232,090	126	7	2,098	109	11,257	15	813	150	8,121	278	342
2 cows	181		362		149,599		138	2	865	134	27,614	6	467	94	5,997	181	402
3 cows	110		330		137,410		104	6	4,949	98	31,230	4	552	51	3,309	109	348
4 cows	104	464	416	2,212	181,441	828,292	101	6	9,820	94	39,141	3	492	38	2,383	104	434
5 to 9 cows	156		971		464,920		155	34	129,711	120	88,747	4	1,230	32	3,000	155	1,017
10 to 14 cows	20	41	223	498	114,569	244,885	20	10	66,767	10	13,289	1	1,095	7	1,790	19	225
15 cows and over	6		107		52,908		6	4	35,400	3	5,576	———	———	2	65	6	117
Menard																	
Total	856	978	3,646	3,896	1,672,879	1,956,535	636	199	482,255	460	220,707	26	4,979	524	52,424	856	3,750
None	xxx	xxx	xxx	xxx	xxx	xxx	xxx	xxx	xxx	xxx	xxx	xxx	xxx	xxx	xxx	21	80
1 cow	110	347	110	556	59,217	284,157	30	7	2,705	20	3,185	4	228	62	5,346	102	128
2 cows	155		310		152,776		83	18	9,280	56	15,673	4	261	102	8,113	152	346
3 cows	126		378		155,576		104	17	16,681	87	26,438	4	287	87	8,140	124	409
4 cows	159	587	636	2,713	280,687	1,318,404	134	40	51,477	100	46,439	2	166	99	8,842	156	668
5 to 9 cows	266		1,671		762,816		245	93	232,269	167	107,572	10	2,538	158	18,917	262	1,665
10 to 14 cows	29	36	317	397	150,607	200,662	29	15	70,650	15	16,340	2	1,499	14	2,941	29	296
15 to 19 cows	6		95		55,400		6	4	30,300	4	4,460	———	———	1	100	5	67
20 cows and over	5	8	129	230	75,800	133,332	5	5	68,893	1	600	———	———	1	25	5	93
Mercer																	
Total	1,723	1,743	8,216	9,221	3,923,333	4,759,734	1,301	262	620,330	1,068	725,859	42	11,276	775	100,874	1,723	9,205
None	xxx	xxx	xxx	xxx	xxx	xxx	xxx	xxx	xxx	xxx	xxx	xxx	xxx	xxx	xxx	43	153
1 cow	227	386	227	634	109,043	351,512	42	9	1,604	32	4,742	3	75	76	6,388	213	312
2 cows	298		596		269,764		161	22	10,956	136	30,320	8	960	146	15,796	284	746
3 cows	255		765		316,123		199	36	30,645	162	55,778	7	1,499	121	15,391	233	865
4 cows	323	1,180	892	6,119	424,077	3,089,115	204	33	44,152	176	90,487	4	761	110	12,760	220	941
5 to 9 cows	566		3,552		1,646,916		523	104	221,185	435	330,750	14	1,773	267	35,918	557	3,844
10 to 14 cows	127	148	1,422	1,780	729,253	959,577	126	40	171,421	94	137,489	3	2,508	40	8,113	127	1,502
15 to 19 cows	36		576		313,068		35	10	81,367	26	60,914	2	1,300	11	3,444	36	604
20 cows and over	11	29	246	688	115,089	359,550	11	8	59,002	7	15,359	1	2,400	4	3,064	10	238

TABLE 19.—COWS MILKED AND MILK PRODUCED, 1939 AND 1929; DAIRY PRODUCTS SOLD AND BUTTER CHURNED, 1939; AND COWS KEPT FOR MILK APR. 1, 1940; BY NUMBER OF COWS MILKED, BY COUNTIES—Continued

(For explanation and definitions, see text)

STATE OR COUNTY AND NUMBER OF COWS MILKED	COWS MILKED				MILK PRODUCED (GALLONS)		DAIRY PRODUCTS SOLD, 1939							BUTTER CHURNED ON FARMS, 1939		COWS KEPT MAINLY FOR MILK PRODUCTION, APR. 1, 1940	
	Farms reporting		Number					Whole milk sold		Cream sold		Butter sold					
	1939	1929	1939	1929	1939	1929	Farms reporting	Farms reporting	Gallons	Farms reporting	Pounds of butterfat	Farms reporting	Pounds	Farms reporting	Pounds	Farms reporting	Number
ILLINOIS—Contd.																	
Monroe																	
Total	1,202	1,200	4,486	4,291	2,152,289	2,125,791	958	316	720,794	447	176,504	283	166,480	702	213,638	1,202	4,628
None	xxx	xxx	xxx	xxx	xxx	xxx	xxx	xxx	xxx	xxx	xxx	xxx	xxx	xxx	xxx	9	16
1 cow	159	434	159	698	66,525	316,617	33	9	3,592	12	824	12	737	88	5,727	155	191
2 cows	279		558		233,845		193	40	21,798	106	22,553	58	11,145	186	21,424	277	587
3 cows	227		681		286,029		207	58	47,167	121	39,750	51	16,430	142	25,823	225	711
4 cows	198	738	792	3,226	359,290	1,572,602	192	62	85,904	92	43,697	54	29,266	112	36,612	198	800
5 to 9 cows	308		1,886		939,358		302	123	345,993	108	64,525	100	99,207	163	113,697	307	1,897
10 to 14 cows	23	28	257	367	156,809	236,572	23	16	113,477	6	4,605	7	9,395	8	9,875	23	275
15 cows and over	8		153		110,433		8	8	102,863	2	550	1	300	3	480	8	151
Montgomery																	
Total	2,489	2,556	14,325	12,477	7,204,824	6,333,746	2,093	1,505	5,303,204	617	343,748	22	2,861	412	35,611	2,472	16,113
None	xxx	xxx	xxx	xxx	xxx	xxx	xxx	xxx	xxx	xxx	xxx	xxx	xxx	xxx	xxx	76	252
1 cow	279	669	279	1,019	115,579	492,783	49	15	6,490	33	4,437	2	202	82	5,492	242	392
2 cows	306		612		244,533		198	89	71,948	109	20,546	6	641	104	8,237	290	783
3 cows	205		615		277,080		181	98	113,346	85	33,416	3	764	52	5,785	191	708
4 cows	253	1,659	1,012	8,601	468,366	4,269,052	239	146	245,811	94	47,049	3	95	48	3,738	251	1,201
5 to 9 cows	1,112		7,394		3,668,974		1,094	844	2,707,395	267	197,826	7	1,009	113	11,072	1,094	8,206
10 to 14 cows	253	215	2,856	2,578	1,467,419	1,385,741	252	237	1,272,407	24	31,874	1	150	8	806	248	2,979
15 to 19 cows	58		935		578,838		58	55	532,977	4	7,600	———	———	3	250	58	1,003
20 to 29 cows	15	13	332	279	203,945	186,170	14	13	175,840	1	1,000	———	———	1	75	15	308
30 to 49 cows	8	———	290	———	180,090	———	8	8	176,990	———	———	———	———	1	156	7	281
Morgan																	
Total	1,821	1,904	7,265	7,867	3,357,377	3,656,845	1,304	218	864,842	1,091	462,792	77	15,882	1,244	128,667	1,798	8,094
None	xxx	xxx	xxx	xxx	xxx	xxx	xxx	xxx	xxx	xxx	xxx	xxx	xxx	xxx	xxx	30	71
1 cow	325	663	325	1,060	143,862	507,010	73	13	1,834	56	5,934	9	634	195	14,218	296	551
2 cows	407		814		354,420		256	20	8,256	231	46,490	20	2,495	294	27,264	393	1,002
3 cows	305		915		389,427		242	14	12,765	228	65,935	13	1,230	223	20,201	299	1,061
4 cows	263	1,139	1,052	5,222	466,243	2,331,362	242	23	27,375	218	95,681	13	1,928	192	20,527	260	1,085
5 to 9 cows	421		2,613		1,160,691		391	81	223,490	317	194,114	19	7,145	296	38,705	420	2,760
10 to 14 cows	72	81	809	939	396,697	453,911	72	42	230,236	31	40,225	3	2,450	38	6,712	72	830
15 to 19 cows	12		193		97,825		12	11	61,454	6	7,730	———	———	3	280	12	210
20 to 29 cows	11	16	259	344	135,140	142,542	11	9	105,860	3	6,583	———	———	1	700	11	266
30 cows and over	5	5	285	302	213,072	222,020	5	5	193,572	1	100	———	———	2	60	5	258
Moultrie																	
Total	1,165	1,333	5,392	4,878	3,006,616	2,592,682	1,013	459	1,442,056	576	315,540	36	12,463	471	54,575	1,137	5,667
None	xxx	xxx	xxx	xxx	xxx	xxx	xxx	xxx	xxx	xxx	xxx	xxx	xxx	xxx	xxx	16	50
1 cow	154	531	154	826	83,154	393,438	63	9	3,120	54	6,786	4	305	82	5,540	145	206
2 cows	194		388		201,623		154	34	23,219	120	30,579	9	1,297	92	9,423	183	434
3 cows	146		438		230,546		135	45	58,045	94	35,115	3	205	67	6,621	141	459
4 cows	185	765	740	3,589	381,722	1,930,262	180	83	128,661	99	52,915	5	1,376	62	6,466	180	779
5 to 9 cows	395		2,506		1,406,288		391	218	700,748	185	150,108	12	6,521	142	20,495	385	2,623
10 to 14 cows	69	34	761	391	449,894	217,872	68	50	313,159	21	29,837	2	200	19	2,511	66	722
15 to 19 cows	16		259		164,400		16	14	135,135	3	10,200	———	———	6	960	15	246
20 to 29 cows	6	2	146	40	88,989	21,950	6	6	79,969	———	———	1	2,559	1	2,559	6	148
30 to 49 cows	———	1	———	32	———	29,160	———	———	———	———	———	———	———	———	———	———	———
Ogle																	
Total	2,421	2,457	18,861	17,831	10,271,713	9,400,590	2,150	1,623	7,872,466	558	458,529	22	9,807	206	30,383	2,462	21,930
None	xxx	xxx	xxx	xxx	xxx	xxx	xxx	xxx	xxx	xxx	xxx	xxx	xxx	xxx	xxx	101	712
1 cow	212	367	212	586	108,344	260,268	48	19	7,989	29	3,491	———	———	41	3,249	197	322
2 cows	185		370		166,015		118	39	28,943	77	18,978	3	262	31	3,423	178	486
3 cows	133		399		173,247		119	51	58,860	68	22,835	2	720	17	2,133	127	564
4 cows	157	1,453	628	8,387	293,208	4,147,953	147	89	143,483	59	28,526	3	364	16	1,984	154	745
5 to 9 cows	959		6,589		3,428,953		944	727	2,483,854	223	198,132	9	3,521	63	10,574	941	7,549
10 to 14 cows	547	562	6,164	7,003	3,400,508	3,810,531	547	491	2,818,039	75	101,754	4	4,840	31	7,799	540	6,796
15 to 19 cows	142		2,327		1,318,765		142	129	1,148,020	15	39,667	———	———	3	686	139	2,481
20 to 29 cows	68	65	1,509	1,442	998,483	819,598	68	62	855,856	9	34,280	1	100	4	535	67	1,603
30 cows and over	18	10	663	413	384,190	362,240	17	16	327,442	3	10,866	———	———	———	———	18	672
Peoria																	
Total	1,985	2,048	9,899	10,708	4,962,455	5,185,203	1,530	489	1,929,396	1,073	607,897	69	23,706	937	120,474	1,995	10,965
None	xxx	xxx	xxx	xxx	xxx	xxx	xxx	xxx	xxx	xxx	xxx	xxx	xxx	xxx	xxx	61	224
1 cow	324	579	324	904	165,971	403,489	68	18	4,019	44	5,479	10	443	163	12,870	309	439
2 cows	327		654		282,290		191	45	21,760	147	28,578	11	1,240	187	18,788	316	746
3 cows	236		708		309,378		189	34	33,161	153	49,311	10	1,475	129	14,502	232	827
4 cows	228	1,235	912	6,421	420,743	2,925,250	225	45	59,122	189	81,571	9	1,870	111	14,318	224	1,040
5 to 9 cows	681		4,386		2,044,980		669	221	616,269	468	347,071	22	7,195	291	42,322	671	4,689
10 to 14 cows	117	198	1,313	2,417	672,654	1,217,663	116	61	331,951	59	70,794	6	6,923	42	11,639	112	1,293
15 to 19 cows	33		527		344,153		33	29	278,409	5	7,665	———	———	7	669	33	522
20 to 29 cows	28	26	625	583	397,522	380,500	28	25	299,579	7	17,028	———	———	3	210	26	690
30 cows and over	11	10	450	383	324,764	258,301	11	11	285,126	1	400	1	4,560	4	5,156	11	495
Perry																	
Total	1,342	1,568	5,763	6,135	2,357,509	2,629,686	1,056	224	623,431	823	412,914	42	12,287	602	47,306	1,375	6,195
None	xxx	xxx	xxx	xxx	xxx	xxx	xxx	xxx	xxx	xxx	xxx	xxx	xxx	xxx	xxx	62	173
1 cow	201	554	201	848	79,970	357,686	42	5	892	34	2,897	4	170	102	5,169	189	274
2 cows	238		476		171,257		162	13	6,855	139	24,211	10	1,160	125	8,335	229	544
3 cows	204		612		218,045		174	23	18,590	150	44,114	3	540	92	5,999	201	697
4 cows	189	959	756	4,526	291,345	1,886,365	178	36	44,803	141	61,169	9	2,001	81	5,948	187	762
5 to 9 cows	431		2,669		1,032,540		421	105	250,651	316	209,288	13	6,966	182	18,483	429	2,719
10 to 14 cows	63	45	703	513	336,380	241,820	63	30	141,017	36	50,225	2	1,400	19	3,252	62	706
15 to 19 cows	9		142		74,372		9	7	49,432	4	7,810	1	50	1	120	9	129
20 to 29 cows	4	7	91	158	67,700	97,600	4	2	30,000	2	11,700	———	———	———	———	4	86
30 to 49 cows	3	3	113	90	85,900	46,215	3	3	81,191	1	1,500	———	———	———	———	3	105

TABLE 19.—COWS MILKED AND MILK PRODUCED, 1939 AND 1929; DAIRY PRODUCTS SOLD AND BUTTER CHURNED, 1939; AND COWS KEPT FOR MILK APR. 1, 1940; BY NUMBER OF COWS MILKED, BY COUNTIES—Continued

(For explanation and definitions, see text)

STATE OR COUNTY AND NUMBER OF COWS MILKED	COWS MILKED				MILK PRODUCED (GALLONS)		DAIRY PRODUCTS SOLD, 1939							BUTTER CHURNED ON FARMS, 1939		COWS KEPT MAINLY FOR MILK PRODUCTION, APR. 1, 1940	
	Farms reporting		Number					Whole milk sold		Cream sold		Butter sold					
	1939	1929	1939	1929	1939	1929	Farms reporting	Farms reporting	Gallons	Farms reporting	Pounds of butterfat	Farms reporting	Pounds	Farms reporting	Pounds	Farms reporting	Number
ILLINOIS—Contd.																	
Piatt																	
Total	1,145	1,236	5,252	5,793	2,456,713	2,892,851	986	276	618,666	740	387,728	29	6,985	633	73,965	1,146	5,844
None	xxx	xxx	xxx	xxx	xxx	xxx	xxx	xxx	xxx	xxx	xxx	xxx	xxx	xxx	xxx	19	67
1 cow	104	295	104	491	51,620	261,983	33	6	1,525	26	2,759	4	277	64	4,775	99	160
2 cows	173		346		158,582		123	27	16,466	101	22,414	4	625	90	8,781	169	413
3 cows	176		528		246,231		155	26	28,008	131	43,146	4	360	112	11,258	172	598
4 cows	211	853	844	4,098	380,036	2,049,738	200	56	70,556	148	64,761	5	761	110	12,426	210	913
5 to 9 cows	409		2,473		1,110,283		404	121	277,455	292	198,093	8	2,580	220	27,807	405	2,616
10 to 14 cows	53	79	600	972	298,146	435,088	52	30	132,286	29	29,778	4	2,382	28	6,699	53	655
15 to 19 cows	14		227		144,565		14	7	63,270	9	18,930	—	—	6	1,464	14	322
20 cows and over	5	9	130	232	67,250	146,042	5	3	29,300	4	7,847	—	—	3	755	5	102
Pike																	
Total	2,432	2,438	8,766	8,974	3,721,635	3,844,102	1,549	542	1,055,353	1,053	516,403	91	10,750	1,427	127,210	2,363	9,568
None	xxx	xxx	xxx	xxx	xxx	xxx	xxx	xxx	xxx	xxx	xxx	xxx	xxx	xxx	xxx	52	200
1 cow	520	1,144	520	1,795	219,572	748,610	114	26	7,875	73	7,636	20	922	267	16,983	456	674
2 cows	623		1,246		496,652		341	76	43,951	261	50,290	29	2,203	393	31,017	600	1,503
3 cows	380		1,140		463,134		278	78	81,425	198	62,931	19	2,839	256	23,707	369	1,209
4 cows	277	1,166	1,108	5,453	412,387	2,198,482	218	76	84,689	158	64,742	7	390	163	16,459	268	1,205
5 to 9 cows	523		3,306		1,431,465		489	217	503,002	306	226,037	14	3,136	296	32,089	513	3,376
10 to 14 cows	80	112	890	1,312	406,649	657,290	80	44	169,875	45	65,675	1	260	38	3,702	77	899
15 to 19 cows	18		289		146,883		18	15	91,903	6	13,492	—	—	8	1,387	17	271
20 cows and over	11	16	267	414	144,893	239,720	11	10	72,633	6	25,600	1	1,000	6	1,866	11	231
Pope																	
Total	1,073	1,088	2,687	2,889	1,051,032	985,612	762	10	7,576	747	166,695	27	1,970	880	51,656	1,058	2,803
None	xxx	xxx	xxx	xxx	xxx	xxx	xxx	xxx	xxx	xxx	xxx	xxx	xxx	xxx	xxx	18	29
1 cow	339	660	339	982	147,276	366,189	158	3	131	154	13,995	7	250	280	13,714	321	412
2 cows	348		696		275,743		258	2	88	256	36,972	6	258	294	16,567	343	743
3 cows	158		474		173,995		134	1	1,632	132	29,772	2	260	127	8,037	152	463
4 cows	124	417	496	1,767	192,018	581,623	114	2	4,800	111	33,272	7	655	95	6,955	123	528
5 to 9 cows	93		550		208,610		87	2	925	83	38,788	5	547	75	5,567	90	491
10 cows and over	11	11	152	140	53,390	37,800	11	—	—	11	13,896	—	—	9	816	11	139
Pulaski																	
Total	708	726	2,174	2,132	929,724	921,005	418	74	239,422	324	124,715	73	9,493	496	44,435	694	2,369
None	xxx	xxx	xxx	xxx	xxx	xxx	xxx	xxx	xxx	xxx	xxx	xxx	xxx	xxx	xxx	27	44
1 cow	265	477	265	663	102,267	267,141	63	16	1,118	34	2,726	25	1,694	197	14,061	240	297
2 cows	163		326		117,603		104	12	2,397	84	16,554	21	1,626	115	10,250	156	355
3 cows	99		297		120,315		85	6	2,089	72	25,580	12	1,727	67	7,168	98	310
4 cows	56	217	224	949	81,245	384,412	46	4	2,243	39	15,028	8	1,526	40	4,875	53	223
5 to 9 cows	97		606		243,129		92	19	31,162	81	52,416	6	1,500	63	5,645	93	633
10 to 14 cows	16	26	174	319	85,215	137,005	16	5	36,800	11	11,864	—	—	9	554	16	180
15 to 19 cows	4		66		40,225		4	4	30,938	1	260	1	1,420	1	1,600	4	72
20 cows and over	8	6	216	201	139,725	132,447	8	8	132,675	2	287	—	—	4	282	7	255
Putnam																	
Total	429	446	2,562	2,391	1,155,654	1,247,127	371	168	491,463	204	124,344	23	19,110	184	40,448	448	2,945
None	xxx	xxx	xxx	xxx	xxx	xxx	xxx	xxx	xxx	xxx	xxx	xxx	xxx	xxx	xxx	24	144
1 cow	37	89	37	141	15,057	74,542	5	3	1,220	2	196	1	144	16	1,381	37	53
2 cows	40		80		28,110		23	6	3,878	17	2,169	1	540	17	1,633	39	81
3 cows	47		141		51,942		43	14	10,978	28	5,727	2	1,550	22	3,697	46	167
4 cows	55	312	220	1,699	80,273	897,395	52	19	22,536	35	11,770	1	200	24	2,775	54	254
5 to 9 cows	182		1,223		525,604		180	86	205,160	93	62,889	13	7,716	78	18,431	180	1,348
10 to 14 cows	56	44	628	551	320,481	267,190	56	33	151,973	24	34,036	5	8,960	23	11,835	56	652
15 to 19 cows	8		130		65,420		8	4	40,510	4	6,547	—	—	3	596	8	135
20 cows and over	4	1	103	20	68,767	8,000	4	3	55,208	1	1,010	—	—	1	100	4	111
Randolph																	
Total	1,866	1,962	8,656	9,160	4,257,412	4,585,886	1,405	646	2,383,260	757	380,966	65	13,490	719	60,627	1,836	9,172
None	xxx	xxx	xxx	xxx	xxx	xxx	xxx	xxx	xxx	xxx	xxx	xxx	xxx	xxx	xxx	32	78
1 cow	369	547	369	818	158,708	358,557	69	12	3,094	48	5,055	10	809	174	10,826	339	471
2 cows	295		590		228,498		189	32	20,593	154	27,879	13	965	170	12,666	281	645
3 cows	191		573		239,333		164	47	60,298	115	37,052	10	1,678	89	6,718	186	629
4 cows	208	1,284	832	6,615	338,803	3,260,281	197	71	110,401	126	54,167	8	1,667	81	8,413	205	888
5 to 9 cows	649		4,153		1,952,849		635	353	1,026,559	287	217,250	22	6,246	183	18,012	642	4,291
10 to 14 cows	116	127	1,311	1,484	724,772	846,294	115	95	588,872	21	34,274	1	675	17	2,120	115	1,318
15 to 19 cows	17		275		189,894		17	16	173,067	2	2,409	—	—	3	262	16	293
20 to 29 cows	18	3	411	71	278,759	57,023	18	17	266,753	1	600	1	1,450	2	1,610	17	389
30 cows and over	3	1	142	172	145,796	63,731	3	3	133,623	1	2,300	—	—	—	—	3	170
Richland																	
Total	1,603	1,466	5,296	5,520	1,803,873	2,227,007	1,026	97	241,695	911	318,001	34	3,627	1,205	83,942	1,552	5,975
None	xxx	xxx	xxx	xxx	xxx	xxx	xxx	xxx	xxx	xxx	xxx	xxx	xxx	xxx	xxx	25	80
1 cow	420	587	420	899	146,912	366,930	89	6	1,320	76	6,107	13	590	316	19,466	377	592
2 cows	365		730		247,033		213	16	7,826	187	32,639	12	1,602	270	19,708	352	821
3 cows	232		696		222,312		181	10	5,435	169	40,788	3	755	182	15,391	225	772
4 cows	225	814	900	3,782	284,763	1,431,655	204	13	13,780	191	62,136	4	430	166	11,413	220	977
5 to 9 cows	310		1,874		619,091		288	33	89,519	255	131,545	2	250	241	17,628	305	1,963
10 to 14 cows	38	60	420	720	195,147	358,572	38	12	80,750	26	33,101	—	—	21	1,541	37	492
15 to 19 cows	8		130		47,915		8	5	25,965	3	5,900	—	—	5	409	8	138
20 cows and over	5	5	126	119	40,700	69,850	5	2	17,100	4	5,785	—	—	4	386	5	140

TABLE 19.—COWS MILKED AND MILK PRODUCED, 1939 AND 1929; DAIRY PRODUCTS SOLD AND BUTTER CHURNED, 1939; AND COWS KEPT FOR MILK APR. 1, 1940; BY NUMBER OF COWS MILKED, BY COUNTIES—Continued

(For explanation and definitions, see text)

STATE OR COUNTY AND NUMBER OF COWS MILKED	COWS MILKED				MILK PRODUCED (GALLONS)		DAIRY PRODUCTS SOLD, 1939							BUTTER CHURNED ON FARMS, 1939		COWS KEPT MAINLY FOR MILK PRODUCTION, APR. 1, 1940	
	Farms reporting		Number					Whole milk sold		Cream sold		Butter sold					
	1939	1929	1939	1929	1939	1929	Farms reporting	Farms reporting	Gallons	Farms reporting	Pounds of butterfat	Farms reporting	Pounds	Farms reporting	Pounds	Farms reporting	Number
ILLINOIS—Contd.																	
Rock Island																	
Total	1,468	1,510	9,001	10,015	4,868,260	4,668,867	1,175	498	2,220,167	705	490,688	48	26,979	531	95,774	1,486	9,877
None	xxx	xxx	xxx	xxx	xxx	xxx	xxx	xxx	xxx	xxx	xxx	xxx	xxx	xxx	xxx	58	264
1 cow	192	288	192	437	94,557	192,412	37	12	2,530	19	2,348	12	701	86	9,414	168	287
2 cows	166		332		147,725		93	22	10,425	67	13,833	7	480	91	11,656	163	415
3 cows	134		402		183,499		100	23	20,134	77	25,178	4	660	67	10,046	131	459
4 cows	139	896	556	5,102	272,034	2,253,538	127	28	34,947	101	47,815	3	240	66	9,013	138	612
5 to 9 cows	545		3,655		1,945,920		526	218	711,034	324	255,666	13	7,473	169	30,260	537	3,898
10 to 14 cows	222	290	2,516	3,541	1,394,691	1,724,967	222	137	848,477	98	109,918	7	4,425	44	10,957	222	2,601
15 to 19 cows	49		805		445,554		49	43	359,530	11	12,818	1	200	6	1,578	48	811
20 to 29 cows	17	29	382	628	247,530	348,020	17	13	144,840	6	20,542	———	———	———	———	17	355
30 cows and over	4	7	161	307	136,750	149,930	4	4	88,250	2	2,570	1	12,800	2	12,850	4	175
St. Clair																	
Total	2,200	2,392	10,602	10,643	5,545,524	5,411,327	1,778	1,093	3,576,658	359	180,889	427	212,763	700	268,053	2,150	10,787
None	xxx	xxx	xxx	xxx	xxx	xxx	xxx	xxx	xxx	xxx	xxx	xxx	xxx	xxx	xxx	42	94
1 cow	403	721	403	1,084	193,344	480,660	95	16	3,124	17	1,959	65	7,070	204	21,462	371	461
2 cows	307		614		274,672		222	72	44,443	70	16,887	88	19,324	151	31,419	293	627
3 cows	232		696		322,898		215	95	107,577	56	22,236	76	27,055	93	34,115	223	721
4 cows	255	1,519	1,020	7,508	477,058	3,788,520	250	135	217,067	67	30,449	67	35,988	82	42,326	248	1,035
5 to 9 cows	792		5,116		2,664,577		786	587	1,846,070	135	90,499	111	96,596	142	108,024	769	5,065
10 to 14 cows	161	136	1,817	1,652	1,020,476	931,568	160	140	842,811	10	10,249	18	25,930	22	28,426	156	1,837
15 to 19 cows	38		614		382,599		38	36	322,186	4	8,610	2	800	3	2,077	37	629
20 to 29 cows	9	14	195	323	107,150	160,079	9	9	91,380	———	———	———	———	2	100	8	176
30 cows and over	3	2	127	76	102,750	50,500	3	3	102,000	———	———	———	———	1	104	3	142
Saline																	
Total	1,752	1,821	4,048	4,236	1,649,013	1,995,683	907	147	325,288	723	176,071	107	33,716	1,125	110,931	1,694	4,303
None	xxx	xxx	xxx	xxx	xxx	xxx	xxx	xxx	xxx	xxx	xxx	xxx	xxx	xxx	xxx	35	87
1 cow	832	1,298	832	1,815	352,033	835,355	239	23	4,025	196	18,059	37	3,798	531	38,137	766	950
2 cows	461		922		334,857		279	18	10,766	250	40,300	28	3,286	306	24,728	445	973
3 cows	179		537		185,866		136	13	8,630	119	26,312	13	2,742	122	12,295	175	566
4 cows	92	496	368	2,061	131,677	905,170	75	15	19,535	58	20,580	8	1,851	66	6,957	91	363
5 to 9 cows	162		1,000		425,729		152	62	155,782	88	55,500	17	10,259	86	15,273	156	965
10 to 14 cows	15	24	159	294	76,526	219,058	15	10	39,800	6	8,660	1	900	8	2,002	15	167
15 to 19 cows	8		134		76,425		8	3	29,450	3	5,460	2	10,280	4	10,469	8	127
20 cows and over	3	3	96	66	65,900	36,100	3	3	57,300	3	1,200	1	600	2	1,070	3	105
Sangamon																	
Total	2,598	2,709	10,918	11,035	5,619,106	5,523,743	1,627	587	2,380,580	1,002	473,103	180	34,765	1,264	163,030	2,609	12,330
None	xxx	xxx	xxx	xxx	xxx	xxx	xxx	xxx	xxx	xxx	xxx	xxx	xxx	xxx	xxx	75	207
1 cow	530	1,104	530	1,669	257,899	802,295	102	23	4,807	54	7,692	29	2,390	275	23,118	498	807
2 cows	556		1,112		504,320		272	55	24,991	191	42,019	45	5,028	304	33,160	539	1,334
3 cows	386		1,158		512,811		247	38	34,068	200	61,822	22	4,475	205	24,498	383	1,344
4 cows	335	1,420	1,340	6,672	616,102	3,226,448	269	81	99,077	193	88,920	24	5,768	169	26,499	331	1,501
5 to 9 cows	588		3,646		1,819,091		534	224	664,062	317	206,099	48	12,209	248	43,504	580	3,835
10 to 14 cows	136	156	1,517	1,925	844,650	1,023,852	136	101	604,037	41	55,927	8	1,585	45	6,727	136	1,658
15 to 19 cows	28		457		267,405		28	27	233,205	3	5,660	2	450	12	2,033	28	481
20 to 29 cows	23	21	519	481	345,123	281,449	23	23	313,923	3	4,964	1	160	5	491	23	524
30 to 49 cows	13	7	469	233	325,155	161,299	13	12	280,560	———	———	1	2,700	1	3,000	13	459
50 to 74 cows	3	1	170	55	126,550	28,400	3	3	121,850	———	———	———	———	———	———	3	180
Schuyler																	
Total	1,334	1,484	5,656	6,167	2,400,962	2,674,509	1,049	79	213,637	975	489,288	28	4,724	922	91,107	1,317	6,399
None	xxx	xxx	xxx	xxx	xxx	xxx	xxx	xxx	xxx	xxx	xxx	xxx	xxx	xxx	xxx	36	119
1 cow	183	484	183	763	76,220	327,529	36	3	1,035	30	3,321	4	214	118	8,144	165	243
2 cows	238		476		187,063		144	7	2,490	134	27,910	5	435	162	13,740	228	693
3 cows	192		576		243,881		164	3	3,500	159	48,116	4	826	135	12,515	184	651
4 cows	237	927	948	4,468	399,013	1,936,959	224	12	20,526	211	82,515	7	1,341	173	17,872	233	1,029
5 to 9 cows	415		2,599		1,095,463		413	35	72,299	384	249,487	4	1,338	294	33,659	405	2,811
10 to 14 cows	55	67	602	798	271,630	347,871	54	10	36,955	50	63,977	4	570	37	4,921	52	623
15 to 19 cows	7		110		51,912		7	4	28,712	3	6,597	———	———	2	300	7	101
20 to 29 cows	7	6	162	138	77,780	62,150	7	5	48,120	4	7,365	———	———	1	156	7	199
Scott																	
Total	710	794	2,350	2,693	942,511	1,112,949	479	56	45,724	424	132,520	45	7,167	562	55,557	717	2,582
None	xxx	xxx	xxx	xxx	xxx	xxx	xxx	xxx	xxx	xxx	xxx	xxx	xxx	xxx	xxx	22	90
1 cow	141	381	141	578	67,203	262,513	40	3	547	36	3,786	5	161	93	6,115	133	194
2 cows	190		380		155,109		119	16	4,504	105	19,804	7	637	153	13,476	188	425
3 cows	127		381		141,517		95	10	5,409	81	17,936	10	1,260	105	10,764	125	408
4 cows	93	387	372	1,802	148,596	722,279	79	5	3,906	71	24,553	5	679	77	6,842	92	429
5 to 9 cows	146		883		352,621		134	19	15,623	120	55,782	16	4,205	124	16,466	144	872
10 to 14 cows	6	26	62	313	32,850	128,157	5	1	1,000	5	4,721	1	100	4	1,014	6	62
15 cows and over	7		131		44,615		7	2	14,735	6	5,938	1	125	6	880	7	102
Shelby																	
Total	3,126	3,188	14,915	12,788	6,994,889	5,616,427	2,591	971	3,118,032	1,648	909,770	38	16,657	1,001	83,034	3,114	16,139
None	xxx	xxx	xxx	xxx	xxx	xxx	xxx	xxx	xxx	xxx	xxx	xxx	xxx	xxx	xxx	53	152
1 cow	444	1,182	444	1,871	187,928	801,679	118	12	3,026	104	10,625	3	82	193	8,927	409	655
2 cows	497		994		422,538		373	75	54,670	297	68,165	7	1,070	220	13,935	489	1,167
3 cows	426		1,278		540,461		387	107	109,414	281	104,779	2	311	136	9,812	417	1,471
4 cows	433	1,839	1,732	8,745	752,710	3,709,238	415	150	203,861	275	131,571	3	1,350	127	10,409	429	1,922
5 to 9 cows	1,053		6,652		2,963,934		1,025	421	1,096,450	609	478,391	19	10,944	282	32,333	1,046	6,924
10 to 14 cows	193	151	2,132	1,824	1,077,454	923,148	193	135	716,670	70	89,767	2	1,300	31	3,966	191	2,077
15 to 19 cows	39		622		341,416		39	32	277,493	9	10,352	1	200	6	1,476	39	635
20 to 29 cows	28	16	623	348	386,998	182,362	28	26	343,988	2	8,320	1	1,400	3	1,814	28	629
30 to 49 cows	13	———	438	———	321,450	———	13	13	312,460	1	7,800	———	———	3	362	13	507

TABLE 19.—COWS MILKED AND MILK PRODUCED, 1939 AND 1929; DAIRY PRODUCTS SOLD AND BUTTER CHURNED, 1939; AND COWS KEPT FOR MILK APR. 1, 1940; BY NUMBER OF COWS MILKED, BY COUNTIES—Continued

(For explanation and definitions, see text)

STATE OR COUNTY AND NUMBER OF COWS MILKED	COWS MILKED				MILK PRODUCED (GALLONS)		DAIRY PRODUCTS SOLD, 1939							BUTTER CHURNED ON FARMS, 1939		COWS KEPT MAINLY FOR MILK PRODUCTION, APR. 1, 1940	
	Farms reporting		Number					Whole milk sold		Cream sold		Butter sold					
	1939	1929	1939	1929	1939	1929	Farms reporting	Farms reporting	Gallons	Farms reporting	Pounds of butterfat	Farms reporting	Pounds	Farms reporting	Pounds	Farms reporting	Number
ILLINOIS—Contd.																	
Stark																	
Total	846	909	4,272	4,232	2,092,893	1,979,558	732	225	561,659	527	331,026	13	2,834	270	36,313	868	4,693
None	xxx	xxx	xxx	xxx	xxx	xxx	xxx	xxx	xxx	xxx	xxx	xxx	xxx	xxx	xxx	32	115
1 cow	74	185	74	309	35,644	156,166	14	1	144	13	1,614	—	—	17	1,508	72	103
2 cows	119		238		114,239		84	20	13,564	63	14,049	2	400	42	4,463	118	279
3 cows	113		339		161,341		102	26	27,400	76	26,752	5	712	44	4,560	110	381
4 cows	123	668	492	3,259	247,419	1,512,506	120	28	34,728	96	44,453	—	—	41	5,783	123	539
5 to 9 cows	341		2,178		1,052,346		336	110	271,143	239	180,126	6	1,722	108	16,278	337	2,356
10 to 14 cows	63		697		339,144		63	33	151,240	34	45,647	—	—	16	3,153	63	667
15 to 19 cows	6	55	97	636	54,500	297,586	6	2	17,090	4	10,335	—	—	2	568	6	92
20 cows and over	7	1	157	28	88,260	13,300	7	5	46,350	2	8,050	—	—	—	—	7	161
Stephenson																	
Total	2,365	2,458	27,571	24,772	18,809,020	15,971,040	2,276	2,048	16,628,075	272	398,550	6	1,040	86	7,332	2,391	30,438
None	xxx	xxx	xxx	xxx	xxx	xxx	xxx	xxx	xxx	xxx	xxx	xxx	xxx	xxx	xxx	72	687
1 cow	80	251	80	368	36,380	196,468	23	13	4,842	10	832	—	—	14	731	67	117
2 cows	81		162		80,294		52	35	35,020	16	4,229	1	100	14	1,616	79	275
3 cows	46		138		67,555		46	30	39,022	16	6,277	1	400	6	662	42	135
4 cows	65	969	260	6,457	143,087	4,014,429	64	50	102,322	15	7,752	—	—	1	20	62	333
5 to 9 cows	681		5,007		3,312,418		680	595	2,762,211	99	97,414	1	100	19	1,319	671	5,747
10 to 14 cows	763	1,032	8,992	13,315	6,028,483	8,624,999	763	710	5,338,340	72	125,547	3	440	26	2,530	753	9,646
15 to 19 cows	387		6,402		4,420,205		386	365	4,045,411	25	66,657	—	—	3	246	384	6,721
20 to 29 cows	219	153	4,997	3,514	3,598,233	2,325,542	219	210	3,315,181	14	56,333	—	—	2	156	218	5,218
30 to 49 cows	43	32	1,533	1,063	1,122,367	764,402	43	40	985,726	5	33,509	—	—	1	52	43	1,559
50 to 74 cows	—	1	—	55	—	45,200	—	—	—	—	—	—	—	—	—	—	—
Tazewell																	
Total	2,011	2,006	10,729	10,117	5,793,436	5,588,138	1,632	716	2,829,443	961	558,886	59	27,244	846	116,040	2,040	11,890
None	xxx	xxx	xxx	xxx	xxx	xxx	xxx	xxx	xxx	xxx	xxx	xxx	xxx	xxx	xxx	62	193
1 cow	252	528	252	864	132,355	434,320	59	13	3,601	46	4,571	3	325	117	9,001	231	330
2 cows	329		658		303,011		213	49	27,240	161	33,824	11	1,384	178	18,954	323	798
3 cows	245		735		347,085		217	72	64,929	151	52,028	10	1,762	120	13,700	245	847
4 cows	238	1,261	952	6,309	465,526	3,324,969	215	65	111,883	152	72,071	9	2,227	115	15,560	236	1,025
5 to 9 cows	701		4,573		2,321,115		683	333	1,035,084	376	273,366	16	5,864	258	36,165	698	5,039
10 to 14 cows	160	199	1,804	2,436	999,876	1,451,689	159	108	628,024	53	76,176	5	4,490	40	9,646	160	1,887
15 to 19 cows	50		822		532,050		50	45	421,183	8	12,284	4	9,192	10	10,036	49	857
20 to 29 cows	29	11	664	232	469,970	167,875	29	24	327,778	13	34,499	1	2,000	5	2,908	29	653
30 cows and over	7	7	269	276	222,448	209,285	7	7	209,721	1	67	—	—	3	70	7	261
Union																	
Total	1,487	1,457	5,135	4,518	1,993,322	1,905,898	1,054	152	422,098	909	340,647	38	8,390	933	60,816	1,463	5,562
None	xxx	xxx	xxx	xxx	xxx	xxx	xxx	xxx	xxx	xxx	xxx	xxx	xxx	xxx	xxx	28	52
1 cow	420	815	420	1,162	167,685	490,942	146	22	2,970	119	12,833	8	428	257	14,533	396	528
2 cows	353		706		258,091		236	20	6,598	221	39,626	10	852	242	16,326	337	745
3 cows	200		600		214,546		172	5	3,035	161	47,377	6	1,447	138	9,230	195	620
4 cows	157	591	628	2,609	217,381	1,053,990	150	13	13,068	136	46,891	6	1,967	108	7,336	153	625
5 to 9 cows	284		1,762		652,948		278	54	126,525	232	136,303	5	1,904	153	9,086	281	1,792
10 to 14 cows	52		565		241,861		51	26	105,357	31	34,598	—	—	23	2,173	52	555
15 to 19 cows	11	45	183	550	76,100	240,215	11	5	38,500	6	11,443	1	300	8	485	11	162
20 cows and over	10	6	271	197	164,710	118,751	10	7	126,045	3	11,576	2	1,492	4	1,647	10	283
Vermilion																	
Total	2,884	3,158	11,556	12,208	6,049,284	5,869,147	2,166	573	1,660,666	1,611	783,026	139	39,916	1,875	212,691	2,875	12,330
None	xxx	xxx	xxx	xxx	xxx	xxx	xxx	xxx	xxx	xxx	xxx	xxx	xxx	xxx	xxx	74	206
1 cow	521	1,273	521	1,916	288,753	958,601	131	18	4,463	96	11,502	20	1,365	360	27,747	480	649
2 cows	579		1,158		586,175		376	31	13,495	334	75,715	28	3,158	408	39,625	553	1,338
3 cows	418		1,254		655,787		350	54	58,631	293	101,959	26	4,503	296	32,039	413	1,352
4 cows	410	1,724	1,640	8,050	858,802	3,721,701	380	90	148,695	299	144,185	22	4,714	260	29,532	407	1,777
5 to 9 cows	809		5,011		2,577,255		783	279	750,976	535	366,893	36	18,180	496	69,567	802	5,048
10 to 14 cows	108	140	1,164	1,757	659,918	910,643	105	69	367,020	42	56,654	3	1,716	45	6,852	105	1,200
15 to 19 cows	25		420		229,844		25	20	160,533	7	12,258	3	5,280	7	5,800	25	350
20 cows and over	16	21	388	485	212,750	278,202	16	12	156,853	5	13,860	1	1,000	5	1,529	16	410
Wabash																	
Total	781	813	2,459	2,433	1,133,511	1,178,644	552	72	189,002	492	179,540	26	4,356	568	40,821	766	2,651
None	xxx	xxx	xxx	xxx	xxx	xxx	xxx	xxx	xxx	xxx	xxx	xxx	xxx	xxx	xxx	10	21
1 cow	210	433	210	637	91,826	293,471	65	6	1,500	56	7,352	5	197	152	8,320	192	260
2 cows	221		442		184,329		158	7	2,950	150	27,488	5	450	161	10,652	218	478
3 cows	117		351		148,002		102	12	6,990	97	28,776	2	240	88	6,187	115	384
4 cows	74	356	296	1,513	122,553	709,468	71	8	11,700	64	23,850	6	1,224	53	3,854	74	303
5 to 9 cows	132		821		409,496		129	26	85,689	108	71,903	5	1,760	95	9,474	131	857
10 to 14 cows	22	24	238	283	126,930	175,705	22	9	39,448	15	19,189	2	410	14	1,819	22	247
15 cows and over	5		101		50,375		5	4	40,725	2	982	1	75	5	515	4	101
Warren																	
Total	1,665	1,752	7,592	8,740	3,780,534	4,329,660	1,315	209	624,949	1,131	667,152	38	5,327	705	81,696	1,626	8,270
None	xxx	xxx	xxx	xxx	xxx	xxx	xxx	xxx	xxx	xxx	xxx	xxx	xxx	xxx	xxx	30	98
1 cow	229	416	229	685	114,703	333,653	57	3	1,340	51	6,298	5	435	100	8,374	211	340
2 cows	269		538		261,742		183	17	9,748	168	40,182	6	589	113	11,206	253	646
3 cows	262		786		385,338		222	30	28,726	196	71,510	4	540	127	14,750	251	846
4 cows	243	1,182	972	5,935	494,081	2,924,843	218	28	33,000	195	96,046	7	740	108	12,218	237	1,090
5 to 9 cows	530		3,300		1,579,783		503	71	164,666	445	330,006	13	2,669	225	30,525	516	3,445
10 to 14 cows	94	138	1,040	1,693	561,426	857,539	94	37	171,974	61	92,350	2	204	28	4,018	90	1,050
15 to 19 cows	24		396		204,606		24	14	119,695	11	17,338	1	150	3	475	24	418
20 cows and over	14	16	331	427	180,855	213,625	14	9	95,800	6	13,422	—	—	1	150	14	337

TABLE 19.—COWS MILKED AND MILK PRODUCED, 1939 AND 1929; DAIRY PRODUCTS SOLD AND BUTTER CHURNED, 1939; AND COWS KEPT FOR MILK APR. 1, 1940; BY NUMBER OF COWS MILKED, BY COUNTIES—Continued

(For explanation and definitions, see text)

STATE OR COUNTY AND NUMBER OF COWS MILKED	COWS MILKED				MILK PRODUCED (GALLONS)		DAIRY PRODUCTS SOLD, 1939							BUTTER CHURNED ON FARMS, 1939		COWS KEPT MAINLY FOR MILK PRODUCTION, APR. 1, 1940	
	Farms reporting		Number					Whole milk sold		Cream sold		Butter sold					
	1939	1929	1939	1929	1939	1929	Farms reporting	Farms reporting	Gallons	Farms reporting	Pounds of butterfat	Farms reporting	Pounds	Farms reporting	Pounds	Farms reporting	Number
ILLINOIS—Contd.																	
Washington																	
Total	1,841	1,984	9,939	9,822	5,136,822	4,793,450	1,619	1,263	3,982,248	346	169,754	50	8,104	233	23,859	1,814	11,362
None	xxx	xxx	xxx	xxx	xxx	xxx	xxx	xxx	xxx	xxx	xxx	xxx	xxx	xxx	xxx	18	57
1 cow	183	385	183	608	74,864	270,070	62	24	6,418	27	2,622	16	1,057	62	4,798	164	249
2 cows	176		352		130,265		114	45	29,958	59	12,094	12	972	40	3,640	175	479
3 cows	210		630		270,850		192	130	155,175	58	16,394	7	1,070	40	3,354	208	855
4 cows	245	1,472	980	7,667	467,560	3,713,461	236	170	291,539	70	36,199	6	1,531	32	3,527	241	1,174
5 to 9 cows	837		5,412		2,724,986		825	714	2,192,000	117	84,171	7	1,852	50	5,968	820	5,956
10 to 14 cows	158	121	1,778	1,412	1,043,606	736,040	158	150	931,325	12	12,274	2	1,622	9	2,572	156	1,902
15 to 19 cows	23		367		246,541		23	22	226,935	2	2,000	———	———	———	———	23	421
20 cows and over	9	6	237	135	178,150	73,879	9	8	148,900	1	4,000	———	———	———	———	9	269
Wayne																	
Total	3,037	2,833	8,782	8,419	2,677,647	2,846,533	1,825	221	335,871	1,631	374,867	47	3,476	2,306	137,849	2,966	9,777
None	xxx	xxx	xxx	xxx	xxx	xxx	xxx	xxx	xxx	xxx	xxx	xxx	xxx	xxx	xxx	54	161
1 cow	858	1,550	858	2,400	309,311	862,311	177	8	824	162	13,349	11	775	577	31,007	796	1,258
2 cows	858		1,716		537,859		503	30	13,248	469	65,293	17	1,134	683	40,001	822	2,045
3 cows	478		1,434		421,808		372	30	17,275	346	67,319	9	735	396	25,909	462	1,542
4 cows	350	1,235	1,400	5,413	389,755	1,739,048	302	41	33,644	270	71,464	3	340	280	16,953	345	1,454
5 to 9 cows	432		2,607		734,115		412	74	101,871	357	137,201	7	492	331	21,229	429	2,600
10 to 14 cows	46	45	498	511	171,054	169,220	44	25	81,210	23	18,489	———	———	32	2,226	44	466
15 to 19 cows	11		182		76,745		11	9	58,126	3	2,900	———	———	6	514	11	177
20 to 29 cows	4	2	87	45	37,000	25,854	4	4	29,673	1	852	———	———	1	10	3	74
30 to 49 cows	———	———	———	———	———	———	———	———	———	———	———	———	———	———	———	———	———
50 to 74 cows	———	1	———	50	———	50,100	———	———	———	———	———	———	———	———	———	———	———
White																	
Total	1,673	1,737	5,097	5,225	1,949,341	2,064,572	1,252	118	259,978	1,140	344,989	30	5,420	1,133	66,252	1,647	5,473
None	xxx	xxx	xxx	xxx	xxx	xxx	xxx	xxx	xxx	xxx	xxx	xxx	xxx	xxx	xxx	23	48
1 cow	464	1,012	464	1,465	187,466	581,088	212	9	1,690	200	17,907	6	344	305	14,580	428	580
2 cows	453		906		333,910		344	12	4,098	330	55,955	5	236	311	16,532	446	988
3 cows	264		792		285,202		238	14	12,536	223	58,160	4	402	177	10,489	260	836
4 cows	177	671	708	3,055	256,655	1,168,882	162	16	15,295	148	53,188	5	1,136	119	7,013	175	728
5 to 9 cows	267		1,598		582,162		248	38	75,386	213	125,406	10	3,302	192	15,351	267	1,631
10 to 14 cows	36	47	393	558	176,941	244,114	36	21	77,568	19	23,322	———	———	21	1,439	36	425
15 to 19 cows	5		79		45,580		5	2	15,330	4	6,310	———	———	5	552	5	72
20 cows and over	7	7	157	147	81,425	70,488	7	6	58,075	3	4,741	———	———	3	296	7	165
Whiteside																	
Total	2,367	2,474	20,110	18,610	12,338,808	10,964,000	2,090	1,620	9,791,898	493	390,908	31	10,068	207	34,884	2,384	22,534
None	xxx	xxx	xxx	xxx	xxx	xxx	xxx	xxx	xxx	xxx	xxx	xxx	xxx	xxx	xxx	81	455
1 cow	133	399	133	623	64,168	279,101	15	6	1,052	8	918	2	116	21	1,948	107	227
2 cows	165		330		156,442		82	27	23,633	55	13,556	3	98	38	4,026	155	445
3 cows	129		387		186,601		101	44	55,390	55	17,929	4	770	22	2,969	128	520
4 cows	188	1,341	672	7,749	351,859	4,206,284	150	71	139,796	79	38,332	6	1,780	27	5,700	164	786
5 to 9 cows	882		6,089		3,456,735		352	650	2,479,364	210	168,392	11	4,951	62	11,797	866	6,752
10 to 14 cows	571	639	6,560	8,046	4,153,513	5,112,856	371	516	3,531,158	67	99,773	4	1,993	22	5,532	586	7,059
15 to 19 cows	213		3,482		2,254,050		213	204	2,027,185	14	27,018	1	360	11	1,882	211	3,683
20 to 29 cows	96	95	2,123	1,860	1,480,712	1,181,526	96	92	1,314,328	5	24,990	———	———	3	880	96	2,258
30 to 49 cows	10	10	334	332	234,728	184,233	10	10	219,994	———	———	———	———	1	150	10	349
Will																	
Total	2,464	2,596	16,988	18,340	10,752,286	10,685,115	1,874	1,435	8,512,952	410	251,968	135	40,848	512	107,205	2,473	18,970
None	xxx	xxx	xxx	xxx	xxx	xxx	xxx	xxx	xxx	xxx	xxx	xxx	xxx	xxx	xxx	80	288
1 cow	309	587	309	883	141,884	409,251	26	10	3,244	9	1,341	9	935	100	9,922	283	460
2 cows	270		540		249,619		109	42	37,109	51	12,352	23	2,829	100	15,180	285	673
3 cows	187		561		263,703		122	56	81,684	58	26,285	22	3,517	72	12,893	184	666
4 cows	215	1,333	860	7,567	441,778	4,095,065	176	96	176,912	73	33,078	23	6,577	65	14,684	206	977
5 to 9 cows	884		5,976		3,604,272		842	662	2,704,278	173	114,390	47	16,132	130	37,055	866	6,636
10 to 14 cows	389	580	4,421	7,244	2,935,951	4,441,290	389	362	2,603,322	34	47,352	7	5,982	32	10,931	380	4,744
15 to 19 cows	132		2,193		1,531,819		132	130	1,415,963	10	10,457	2	456	8	1,070	132	2,348
20 to 29 cows	60	70	1,385	1,571	966,716	973,744	60	59	911,197	1	6,400	———	———	2	570	59	1,475
30 to 49 cows	14	20	506	708	418,094	495,225	14	14	387,563	1	313	1	2,340	2	2,800	14	483
50 cows and over	4	6	237	367	198,450	270,540	4	4	191,680	———	———	1	2,100	1	2,100	4	220
Williamson																	
Total	1,894	2,197	4,833	6,279	1,936,868	2,932,489	1,011	287	501,431	694	226,290	109	24,017	1,258	104,831	1,857	5,177
None	xxx	xxx	xxx	xxx	xxx	xxx	xxx	xxx	xxx	xxx	xxx	xxx	xxx	xxx	xxx	51	70
1 cow	795	1,294	795	1,824	304,768	857,493	176	38	6,084	119	12,024	39	2,068	555	34,795	732	927
2 cows	460		920		318,162		262	55	13,957	201	35,506	23	3,268	322	23,873	451	1,015
3 cows	225		675		239,147		177	30	15,786	144	40,627	16	2,730	150	12,388	222	746
4 cows	159	850	636	3,761	247,693	1,735,457	145	36	41,702	109	51,208	9	2,582	94	9,114	153	651
5 to 9 cows	223		1,372		592,050		219	102	232,147	117	81,317	18	8,969	122	19,472	218	1,336
10 to 14 cows	25	47	283	555	146,353	289,809	25	20	114,160	3	4,808	3	1,900	10	2,494	23	292
15 to 19 cows	1		15		7,800		1	———	———	———	———	1	2,500	1	2,600	1	20
20 to 29 cows	6	6	137	139	80,895	49,730	6	6	77,595	1	600	———	———	2	95	6	120

TABLE 19.—COWS MILKED AND MILK PRODUCED, 1939 AND 1929; DAIRY PRODUCTS SOLD AND BUTTER CHURNED, 1939; AND COWS KEPT FOR MILK APR. 1, 1940; BY NUMBER OF COWS MILKED, BY COUNTIES—Continued

(For explanation and definitions, see text)

STATE OR COUNTY AND NUMBER OF COWS MILKED	COWS MILKED				MILK PRODUCED (GALLONS)		DAIRY PRODUCTS SOLD, 1939							BUTTER CHURNED ON FARMS, 1939		COWS KEPT MAINLY FOR MILK PRODUCTION, APR. 1, 1940	
	Farms reporting		Number					Whole milk sold		Cream sold		Butter sold					
	1939	1929	1939	1929	1939	1929	Farms reporting	Farms reporting	Gallons	Farms reporting	Pounds of butterfat	Farms reporting	Pounds	Farms reporting	Pounds	Farms reporting	Number
ILLINOIS—Contd.																	
Winnebago																	
Total	1,676	1,624	18,117	14,789	12,019,121	9,430,521	1,452	1,308	10,654,993	155	194,103	19	6,839	115	18,300	1,703	19,641
None	xxx	xxx	xxx	xxx	xxx	xxx	xxx	xxx	xxx	xxx	xxx	xxx	xxx	xxx	xxx	63	425
1 cow	167	247	167	357	82,244	178,471	21	17	4,430	3	348	2	215	36	3,641	154	234
2 cows	101		202		100,962		42	31	23,147	8	1,730	5	1,096	35	5,068	97	271
3 cows	56		168		88,161		50	40	49,131	11	3,501	3	1,038	11	1,981	54	237
4 cows	69	689	276	4,310	167,053	2,684,959	64	45	95,032	17	10,224	4	950	8	1,710	65	312
5 to 9 cows	402		2,830		1,798,112		397	343	1,477,180	57	51,993	4	2,740	14	3,982	394	3,050
10 to 14 cows	428	589	4,988	7,643	3,360,974	5,034,504	425	398	3,052,888	31	47,048	1	800	9	1,618	425	5,454
15 to 19 cows	239		3,934		2,656,985		239	229	2,456,995	14	33,175	—	—	—	—	237	4,114
20 to 29 cows	165	83	3,691	1,865	2,547,913	1,191,709	165	158	2,367,891	11	31,243	—	—	1	250	165	3,725
30 to 49 cows	41	15	1,445	614	948,737	281,582	41	39	878,502	3	14,841	—	—	1	50	41	1,439
50 to 74 cows	8	—	416	—	268,000	—	8	8	249,799	—	—	—	—	—	—	8	380
75 to 99 cows	—	—	—	—	—	—	—	—	—	—	—	—	—	—	—	—	—
100 to 199 cows	—	1	—	100	—	59,296	—	—	—	—	—	—	—	—	—	—	—
Woodford																	
Total	1,725	1,786	9,257	9,002	4,279,111	4,551,639	1,416	746	2,064,965	719	458,460	42	7,511	397	44,428	1,699	10,293
None	xxx	xxx	xxx	xxx	xxx	xxx	xxx	xxx	xxx	xxx	xxx	xxx	xxx	xxx	xxx	30	105
1 cow	176	396	176	652	61,362	317,755	24	10	3,273	14	1,326	—	—	28	1,938	156	247
2 cows	239		478		195,513		154	55	29,219	94	20,608	9	1,431	70	5,937	230	560
3 cows	205		615		257,226		182	72	61,621	114	37,923	6	375	66	6,184	197	702
4 cows	236	1,210	944	6,003	385,411	2,955,348	220	92	125,326	129	64,310	4	891	54	6,336	232	1,050
5 to 9 cows	659		4,267		1,916,329		626	356	855,352	293	237,084	15	2,774	140	17,738	645	4,668
10 to 14 cows	156	164	1,759	1,994	908,605	1,070,899	156	117	576,538	59	68,959	6	1,640	27	4,526	155	1,858
15 to 19 cows	36		584		327,090		36	28	205,102	13	25,355	2	400	7	1,340	36	619
20 to 29 cows	15	15	314	323	159,190	193,237	15	13	143,614	2	2,485	—	—	3	206	15	339
30 cows and over	3	1	120	30	70,385	14,400	3	3	64,920	1	430	—	—	2	223	3	145
INDIANA																	
Total	153,561	156,197	697,363	662,360	348,413,599	332,182,790	122,180	58,631	179,065,577	66,682	36,317,646	3,794	1,138,534	48,262	4,725,452	152,575	746,643
None	xxx	xxx	xxx	xxx	xxx	xxx	xxx	xxx	xxx	xxx	xxx	xxx	xxx	xxx	xxx	3,975	12,893
1 cow	29,444	57,046	29,444	87,337	12,719,140	40,105,601	8,840	1,897	576,386	6,331	694,675	869	65,213	13,320	905,232	27,029	36,939
2 cows	26,683		53,366		22,472,668		19,530	5,400	3,698,170	13,883	2,987,210	892	111,369	10,996	891,090	25,670	59,719
3 cows	20,172		60,516		26,743,350		18,253	6,656	7,682,147	11,719	4,050,799	506	91,283	6,656	592,224	19,710	65,672
4 cows	18,749	88,364	74,996	426,792	34,004,379	207,747,344	17,876	7,681	12,225,932	10,418	5,050,440	403	106,407	5,361	511,039	18,411	79,505
5 to 9 cows	44,878		286,366		139,895,890		44,077	24,404	69,858,429	20,708	17,093,820	864	430,554	9,917	1,280,006	44,280	295,269
10 to 14 cows	9,490	9,585	107,083	116,530	58,787,802	64,960,221	9,463	6,972	40,138,555	2,870	4,477,659	174	174,184	1,517	327,765	9,392	109,217
15 to 19 cows	2,455		40,194		23,739,896		2,453	2,082	18,855,898	503	1,149,066	43	60,998	298	92,637	2,429	40,886
20 to 29 cows	1,284	924	28,913	20,608	18,601,162	12,150,014	1,283	1,156	15,861,944	192	550,005	29	64,006	140	79,676	1,277	29,656
30 to 49 cows	332	227	11,362	7,751	7,653,765	4,883,266	331	310	6,684,867	47	181,957	8	22,653	48	28,976	329	11,711
50 to 74 cows	55	41	3,100	2,407	2,287,840	1,612,923	55	55	2,170,942	6	12,706	4	10,607	6	12,307	54	3,271
75 to 99 cows	12	6	1,029	514	835,140	366,264	12	12	747,382	3	21,979	1	260	2	1,500	12	1,042
100 to 199 cows	7	4	994	421	672,569	356,957	7	6	564,925	2	47,332	1	3,000	1	3,000	7	863
Adams																	
Total	1,885	1,947	11,036	9,855	5,804,535	5,664,280	1,794	1,176	3,618,548	663	476,549	27	9,394	498	55,062	1,872	11,453
None	xxx	xxx	xxx	xxx	xxx	xxx	xxx	xxx	xxx	xxx	xxx	xxx	xxx	xxx	xxx	22	115
1 cow	111	402	111	652	54,732	332,689	46	17	5,392	29	3,954	—	—	41	2,905	104	146
2 cows	162		324		151,295		153	79	49,102	76	26,452	3	179	39	3,073	156	370
3 cows	208		624		304,947		201	111	126,104	92	39,224	4	424	61	6,042	204	664
4 cows	247	1,377	988	7,181	451,051	3,936,821	242	149	232,145	98	49,855	2	380	55	4,771	240	1,047
5 to 9 cows	934		6,037		3,019,172		929	629	1,793,126	326	278,616	15	6,751	245	29,880	928	6,211
10 to 14 cows	171	163	1,917	1,899	1,139,174	1,312,677	171	142	849,652	36	54,478	2	760	42	4,959	168	1,899
15 to 19 cows	34		573		363,551		34	33	321,013	2	6,528	—	—	7	1,055	32	545
20 to 29 cows	13	4	280	88	185,158	54,754	13	11	113,454	4	17,442	1	900	7	2,117	13	293
30 to 49 cows	5	1	182	35	135,455	27,339	5	5	128,560	—	—	—	—	1	260	5	163
Allen																	
Total	3,144	3,079	15,899	14,162	8,310,323	7,335,521	2,791	1,547	4,553,367	1,253	857,708	127	68,351	643	133,716	3,128	16,859
None	xxx	xxx	xxx	xxx	xxx	xxx	xxx	xxx	xxx	xxx	xxx	xxx	xxx	xxx	xxx	38	116
1 cow	349	805	349	1,256	160,773	603,381	121	48	15,301	67	9,392	9	916	109	9,717	322	436
2 cows	375		750		346,654		301	92	69,715	199	53,732	20	2,781	114	12,783	363	821
3 cows	393		1,179		566,553		365	153	180,205	216	88,138	11	3,407	79	12,897	388	1,323
4 cows	434	2,082	1,736	10,394	856,706	5,379,899	422	212	353,769	209	120,830	21	6,472	83	15,385	429	1,881
5 to 9 cows	1,339		8,614		4,519,401		1,328	841	2,537,701	493	479,407	57	41,413	222	63,315	1,334	8,946
10 to 14 cows	200	178	2,195	2,066	1,166,408	1,055,178	200	157	844,520	55	72,707	5	6,490	28	11,120	200	2,242
15 to 19 cows	36		575		340,199		36	28	231,957	12	27,802	3	6,612	4	6,856	36	588
20 cows and over	18	14	503	446	353,629	297,063	18	16	320,199	2	5,700	1	260	4	1,643	18	486
Bartholomew																	
Total	1,507	1,629	6,327	6,612	2,895,560	3,155,212	1,233	327	944,953	937	526,739	15	1,204	323	24,182	1,515	6,645
None	xxx	xxx	xxx	xxx	xxx	xxx	xxx	xxx	xxx	xxx	xxx	xxx	xxx	xxx	xxx	35	83
1 cow	282	607	282	928	109,859	418,536	88	11	2,885	73	8,025	4	375	86	5,791	265	333
2 cows	288		576		231,381		227	34	21,202	194	46,896	4	223	72	4,815	285	613
3 cows	207		621		265,996		196	41	40,112	162	60,333	3	85	45	3,971	206	664
4 cows	220	928	880	4,430	370,459	2,082,887	215	48	68,970	172	85,182	—	—	47	3,863	215	916
5 to 9 cows	409		2,565		1,159,988		406	127	326,786	291	245,253	4	521	66	5,160	408	2,635
10 to 14 cows	68	87	754	1,050	429,283	546,994	68	45	288,324	27	40,733	—	—	4	305	68	749
15 to 19 cows	16		269		133,190		16	8	46,755	11	27,057	—	—	3	277	16	261
20 to 29 cows	17	8	380	139	195,404	63,115	17	13	149,919	7	13,260	—	—	—	—	17	391
30 to 49 cows	—	—	—	—	—	—	—	—	—	—	—	—	—	—	—	—	—
50 to 74 cows	—	1	—	65	—	43,680	—	—	—	—	—	—	—	—	—	—	—

TABLE 19.—COWS MILKED AND MILK PRODUCED, 1939 AND 1929; DAIRY PRODUCTS SOLD AND BUTTER CHURNED, 1939; AND COWS KEPT FOR MILK APR. 1, 1940; BY NUMBER OF COWS MILKED, BY COUNTIES—Continued

(For explanation and definitions, see text)

STATE OR COUNTY AND NUMBER OF COWS MILKED	COWS MILKED				MILK PRODUCED (GALLONS)		DAIRY PRODUCTS SOLD, 1939							BUTTER CHURNED ON FARMS, 1939		COWS KEPT MAINLY FOR MILK PRODUCTION, APR. 1, 1940	
	Farms reporting		Number					Whole milk sold		Cream sold		Butter sold					
	1939	1929	1939	1929	1939	1929	Farms reporting	Farms reporting	Gallons	Farms reporting	Pounds of butterfat	Farms reporting	Pounds	Farms reporting	Pounds	Farms reporting	Number
INDIANA—Contd.																	
Benton																	
Total	999	1,134	4,293	4,584	2,225,475	2,309,062	782	286	842,999	508	268,861	10	1,948	457	45,510	1,005	4,768
None	xxx	xxx	xxx	xxx	xxx	xxx	xxx	xxx	xxx	xxx	xxx	xxx	xxx	xxx	xxx	23	60
1 cow	145	368	145	607	71,722	305,989	38	8	3,393	30	3,343	1	100	57	3,994	135	238
2 cows	190		380		167,077		116	22	17,400	95	21,401	1	52	100	8,751	186	464
3 cows	173		519		262,568		156	46	56,287	111	37,823	2	92	96	9,231	173	602
4 cows	133	716	532	3,328	259,440	1,587,758	124	51	86,358	75	39,055	2	71	66	6,216	133	559
5 to 9 cows	292		1,799		921,704		282	116	327,412	173	122,209	3	1,613	125	15,275	289	1,889
10 to 14 cows	48	45	556	519	305,519	307,878	48	30	174,696	19	32,630	-----	-------	10	1,241	48	554
15 to 19 cows	12		192		118,590		12	7	75,723	5	12,400	1	20	4	770	12	194
20 cows and over	6	5	170	130	118,855	107,437	6	6	101,730	-----	-------	-----	-------	1	52	6	208
Blackford																	
Total	850	841	3,795	3,613	1,859,099	1,630,643	736	325	785,998	420	255,515	17	3,872	319	37,460	839	3,946
None	xxx	xxx	xxx	xxx	xxx	xxx	xxx	xxx	xxx	xxx	xxx	xxx	xxx	xxx	xxx	10	23
1 cow	121	262	121	419	59,867	182,353	37	8	2,815	27	2,997	3	207	65	5,592	112	151
2 cows	137		274		131,494		113	32	24,765	79	20,180	4	572	67	6,591	132	312
3 cows	128		384		192,432		125	47	61,594	79	31,899	3	875	42	5,105	124	406
4 cows	116	528	464	2,531	221,748	1,138,527	113	58	94,317	57	29,563	1	20	38	4,559	114	478
5 to 9 cows	291		1,805		876,538		291	144	384,208	151	126,041	4	1,210	88	12,418	290	1,824
10 to 14 cows	46	46	514	535	246,530	242,563	46	28	121,149	24	32,405	2	988	16	2,827	46	507
15 to 19 cows	4		68		33,845		4	3	22,420	1	4,800	-----	-------	1	60	4	67
20 cows and over	7	5	165	128	96,845	67,200	7	5	74,730	2	7,630	-----	-------	2	308	7	178
Boone																	
Total	2,310	2,447	10,719	10,622	5,286,075	5,162,875	1,879	1,589	4,214,365	301	114,790	26	7,058	178	17,364	2,280	11,390
None	xxx	xxx	xxx	xxx	xxx	xxx	xxx	xxx	xxx	xxx	xxx	xxx	xxx	xxx	xxx	67	181
1 cow	377	746	377	1,200	172,283	595,384	100	67	29,782	29	3,417	10	510	49	3,018	331	526
2 cows	343		686		296,715		246	165	122,012	82	19,505	2	308	36	3,057	328	820
3 cows	332		996		433,287		303	234	276,434	71	24,665	3	480	21	1,590	326	1,051
4 cows	300	1,535	1,200	7,268	534,408	3,498,919	288	242	391,757	47	22,708	2	1,050	15	2,158	290	1,245
5 to 9 cows	781		4,946		2,396,603		766	710	2,044,584	65	37,376	8	4,658	49	6,947	763	5,064
10 to 14 cows	127	152	1,431	1,823	796,486	882,442	126	121	715,531	7	7,119	1	52	6	517	126	1,451
15 to 19 cows	30		504		267,502		30	30	254,812	-----	-------	-----	-------	1	52	29	477
20 to 29 cows	14	13	320	301	224,108	150,130	14	14	217,960	-----	-------	-----	-------	-----	-------	14	307
30 cows and over	6	1	259	30	164,483	36,000	6	6	161,493	-----	-------	-----	-------	1	25	6	268
Brown																	
Total	843	702	1,564	1,729	741,806	786,225	433	65	46,754	377	127,295	28	1,687	326	25,132	651	1,668
None	xxx	xxx	xxx	xxx	xxx	xxx	xxx	xxx	xxx	xxx	xxx	xxx	xxx	xxx	xxx	37	81
1 cow	252	441	252	626	129,677	288,810	115	33	11,672	82	9,281	6	337	135	9,705	237	277
2 cows	177		354		172,819		118	13	6,665	108	26,505	8	563	65	6,767	167	349
3 cows	95		285		125,072		84	9	6,555	78	23,331	7	445	48	3,748	93	300
4 cows	44	257	176	1,059	84,190	484,590	42	1	450	41	18,294	3	242	26	2,378	43	175
5 to 9 cows	69		430		196,468		68	7	14,862	63	42,297	2	100	30	2,469	69	440
10 to 14 cows	6	4	67	44	33,580	12,825	6	2	6,550	5	7,587	-----	-------	2	65	5	44
15 to 19 cows	-----		-----		----------		-----	-----	----------	-----	----------	-----	-------	-----	-------	-----	-------
Carroll																	
Total	1,556	1,704	7,297	7,438	3,319,288	3,547,408	1,375	779	1,765,589	637	355,669	19	11,184	346	39,003	1,539	7,559
None	xxx	xxx	xxx	xxx	xxx	xxx	xxx	xxx	xxx	xxx	xxx	xxx	xxx	xxx	xxx	43	143
1 cow	154	474	154	786	69,465	364,270	48	18	7,195	28	4,270	3	328	37	2,789	142	219
2 cows	267		534		229,497		216	98	68,046	120	29,492	5	444	72	5,735	249	572
3 cows	238		714		305,563		225	116	127,231	114	45,222	2	288	53	4,365	235	784
4 cows	242	1,140	968	5,494	413,119	2,625,410	236	131	188,922	108	53,751	2	500	44	3,822	237	1,014
5 to 9 cows	538		3,345		1,466,216		533	328	765,719	231	172,668	5	1,624	120	11,899	519	3,297
10 to 14 cows	85	81	923	947	463,360	437,288	85	64	307,056	30	39,980	1	2,000	17	4,263	82	872
15 to 19 cows	21		351		165,575		21	16	113,425	6	10,308	-----	-------	1	50	21	355
20 to 29 cows	8	8	193	181	115,243	105,840	8	7	98,745	-----	----------	1	6,000	2	6,100	8	192
30 to 49 cows	3	1	115	30	91,250	14,600	3	3	91,250	-----	-------	-----	-------	-----	-------	3	111
Cass																	
Total	1,907	1,991	9,336	8,613	4,670,510	4,149,341	1,630	612	1,990,055	1,057	683,287	23	4,502	400	36,639	1,856	9,829
None	xxx	xxx	xxx	xxx	xxx	xxx	xxx	xxx	xxx	xxx	xxx	xxx	xxx	xxx	xxx	45	171
1 cow	278	595	278	960	107,219	440,632	90	24	5,655	66	7,146	1	50	81	4,612	246	336
2 cows	269		538		223,103		213	45	23,172	167	38,963	5	915	67	5,857	248	622
3 cows	267		861		397,196		270	81	88,661	192	76,990	4	1,026	57	5,130	274	937
4 cows	269	1,285	1,076	6,137	482,407	2,826,567	261	97	142,908	168	86,561	5	786	56	5,768	256	1,073
5 to 9 cows	648		4,075		1,929,173		640	263	645,612	401	354,587	7	1,125	121	12,534	633	4,128
10 to 14 cows	96	101	1,058	1,215	571,945	669,041	96	56	308,306	46	70,727	1	600	14	2,163	95	1,093
15 to 19 cows	25		407		240,677		25	15	135,423	11	32,677	-----	-------	3	335	24	391
20 to 29 cows	22	7	514	156	341,190	86,211	22	19	287,353	5	12,598	-----	-------	1	240	22	524
30 cows and over	13	3	529	145	377,600	126,890	13	12	352,965	1	3,040	-----	-------	-----	-------	13	554
Clark																	
Total	1,360	1,597	6,831	7,699	3,488,582	4,127,729	1,086	262	1,315,062	812	512,630	67	19,221	555	59,905	1,357	7,316
None	xxx	xxx	xxx	xxx	xxx	xxx	xxx	xxx	xxx	xxx	xxx	xxx	xxx	xxx	xxx	30	77
1 cow	291	641	291	949	124,863	470,412	103	36	9,360	57	5,981	12	901	111	8,255	274	345
2 cows	261		522		222,249		200	31	16,276	161	35,856	22	3,778	113	11,181	252	613
3 cows	174		522		228,634		159	12	11,190	145	53,811	4	580	63	4,711	169	584
4 cows	135	750	540	3,794	237,574	1,916,886	129	16	15,831	111	53,296	7	877	64	5,738	154	582
5 to 9 cows	317		2,019		937,954		313	57	147,814	258	196,639	15	7,405	151	19,805	316	2,164
10 to 14 cows	106	178	1,211	2,206	659,216	1,339,968	106	50	262,748	61	103,340	6	5,080	42	8,831	106	1,239
15 to 19 cows	35		580		339,934		35	26	251,856	10	25,261	1	600	5	960	35	584
20 to 29 cows	26	20	599	437	390,698	232,940	26	23	346,247	5	9,478	-----	-------	3	222	26	574
30 cows and over	15	8	547	313	347,460	167,525	15	11	253,740	4	28,968	-----	-------	3	202	15	554

TABLE 19.—COWS MILKED AND MILK PRODUCED, 1939 AND 1929; DAIRY PRODUCTS SOLD AND BUTTER CHURNED, 1939; AND COWS KEPT FOR MILK APR. 1, 1940; BY NUMBER OF COWS MILKED, BY COUNTIES—Continued

(For explanation and definitions, see text)

STATE OR COUNTY AND NUMBER OF COWS MILKED	COWS MILKED				MILK PRODUCED (GALLONS)		DAIRY PRODUCTS SOLD, 1939						BUTTER CHURNED ON FARMS, 1939		COWS KEPT MAINLY FOR MILK PRODUCTION, APR. 1, 1940	
	Farms reporting		Number					Whole milk sold		Cream sold		Butter sold				
	1939	1929	1939	1929	1939	1929	Farms reporting	Farms reporting	Gallons	Farms reporting	Pounds of butterfat	Farms reporting	Pounds	Farms reporting	Pounds	Farms reporting	Number
INDIANA—Contd.																	
Clay																	
Total	1,746	1,640	6,013	5,770	2,781,425	2,858,188	1,215	331	794,844	870	394,530	62	9,673	917	87,188	1,739	6,525
None	xxx	xxx	xxx	xxx	xxx	xxx	xxx	xxx	xxx	xxx	xxx	xxx	xxx	xxx	xxx	50	130
1 cow	489	712	489	1,070	196,836	527,933	110	13	3,011	87	10,531	15	1,085	291	26,424	457	583
2 cows	348		696		293,979		235	48	23,132	183	37,533	21	2,112	204	19,109	338	730
3 cows	247		741		340,309		220	41	39,886	178	64,260	11	1,831	129	12,014	242	788
4 cows	207	873	828	4,020	370,893	1,932,244	198	45	62,666	153	70,870	4	1,050	98	9,244	204	900
5 to 9 cows	394		2,440		1,102,826		389	144	365,890	245	173,232	9	2,015	176	17,006	387	2,496
10 to 14 cows	44	51	485	588	237,477	332,186	44	25	109,577	20	29,704	1	1,200	18	2,631	44	523
15 to 19 cows	12		197		116,855		12	10	85,600	3	6,800	1	400	2	560	12	213
20 cows and over	5	4	137	92	122,250	65,825	5	5	105,082	1	1,600	———	———	1	200	5	162
Clinton																	
Total	1,844	2,032	7,918	8,554	3,746,289	4,172,671	1,545	1,043	2,242,511	520	272,223	18	4,772	229	22,471	1,847	8,399
None	xxx	xxx	xxx	xxx	xxx	xxx	xxx	xxx	xxx	xxx	xxx	xxx	xxx	xxx	xxx	49	133
1 cow	291	619	291	1,012	123,665	460,351	87	44	15,054	42	4,041	2	160	43	3,159	267	423
2 cows	323		646		288,235		258	144	99,650	114	26,989	8	672	52	4,158	317	757
3 cows	284		852		376,368		271	175	187,691	99	37,750	2	16	35	3,068	275	955
4 cows	279	1,311	1,116	6,198	502,864	2,986,225	273	182	258,496	95	52,762	———	———	33	2,585	277	1,135
5 to 9 cows	550		3,412		1,589,317		539	398	977,026	151	119,811	5	2,524	61	7,382	545	3,406
10 to 14 cows	85	93	957	1,086	484,737	600,945	85	68	345,732	17	30,422	1	1,400	5	2,119	85	908
15 to 19 cows	20		324		186,073		20	20	175,390	1	248	———	———	———	———	20	338
20 to 29 cows	9	4	201	88	116,090	45,620	9	9	110,722	———	———	———	———	———	———	9	229
30 cows and over	3	5	119	170	78,940	79,550	3	3	72,750	1	200	———	———	———	———	3	115
Crawford																	
Total	1,291	1,337	3,201	3,522	1,160,505	1,612,473	917	61	61,459	842	228,742	57	6,211	825	55,500	1,277	3,303
None	xxx	xxx	xxx	xxx	xxx	xxx	xxx	xxx	xxx	xxx	xxx	xxx	xxx	xxx	xxx	22	34
1 cow	425	804	425	1,191	168,050	533,060	200	12	2,208	175	18,360	22	1,245	259	15,902	404	496
2 cows	411		822		292,508		301	10	2,435	284	50,679	15	1,554	252	16,946	403	824
3 cows	190		570		201,675		168	14	7,062	152	40,624	9	807	126	8,988	184	560
4 cows	134	521	536	2,199	186,983	1,008,803	126	9	7,026	118	45,748	4	782	95	6,500	134	564
5 to 9 cows	123		727		246,874		116	12	18,500	105	62,896	4	980	88	5,984	122	712
10 to 14 cows	5	12	57	152	25,850	70,610	5	1	4,320	5	6,890	1	260	2	360	5	44
15 cows and over	3		64		38,565		3	3	19,908	3	3,545	2	583	3	820	3	69
Daviess																	
Total	2,062	1,978	7,254	7,289	2,826,912	3,185,884	1,396	380	832,469	995	369,119	83	13,552	1,036	88,519	2,003	7,441
None	xxx	xxx	xxx	xxx	xxx	xxx	xxx	xxx	xxx	xxx	xxx	xxx	xxx	xxx	xxx	34	76
1 cow	541	868	541	1,311	208,909	580,948	170	26	6,121	129	10,711	27	1,833	286	18,735	494	622
2 cows	459		918		326,093		264	52	25,955	208	34,138	22	2,556	236	19,652	440	966
3 cows	320		960		340,204		269	51	47,360	218	57,598	11	1,286	165	13,521	312	1,001
4 cows	217	1,037	868	4,908	315,246	2,135,381	195	59	71,943	136	49,553	9	1,980	119	11,219	212	877
5 to 9 cows	443		2,794		1,072,428		417	140	300,434	274	170,924	13	5,697	204	22,731	431	2,748
10 to 14 cows	62	65	666	800	276,300	349,057	62	36	143,972	27	37,895	1	200	22	2,399	60	655
15 to 19 cows	14		222		133,076		13	11	109,863	2	2,000	———	———	3	212	14	210
20 cows and over	6	8	285	270	154,656	120,498	6	5	126,821	1	6,300	———	———	1	50	6	286
Dearborn																	
Total	1,577	1,772	8,634	9,574	3,935,315	4,514,192	1,407	543	1,964,983	875	496,986	46	13,255	418	43,546	1,607	8,943
None	xxx	xxx	xxx	xxx	xxx	xxx	xxx	xxx	xxx	xxx	xxx	xxx	xxx	xxx	xxx	67	229
1 cow	176	401	176	634	75,064	257,628	72	13	2,885	54	6,818	7	282	56	3,966	163	241
2 cows	207		414		173,887		171	33	16,845	139	32,373	9	616	62	4,403	201	470
3 cows	179		537		217,305		166	25	20,550	143	52,062	4	1,039	66	5,167	171	571
4 cows	174	1,167	696	6,292	280,627	2,946,958	168	30	45,886	138	64,399	3	1,782	60	6,018	171	702
5 to 9 cows	629		4,086		1,841,966		618	270	809,694	350	269,590	22	9,136	146	21,241	623	4,025
10 to 14 cows	154	185	1,746	2,228	847,811	1,110,890	154	118	631,951	44	55,614	1	400	21	2,013	154	1,746
15 to 19 cows	49		785		409,980		49	45	353,692	7	16,130	———	———	6	654	48	749
20 to 29 cows	9	19	194	420	88,675	198,716	9	9	83,480	———	———	———	———	1	104	9	212
Decatur																	
Total	1,547	1,523	6,255	6,482	2,691,489	2,970,271	1,266	342	755,174	914	442,360	56	12,973	537	59,282	1,522	6,581
None	xxx	xxx	xxx	xxx	xxx	xxx	xxx	xxx	xxx	xxx	xxx	xxx	xxx	xxx	xxx	29	71
1 cow	250	500	250	804	101,956	363,800	87	11	3,295	65	6,797	14	1,480	102	8,008	221	289
2 cows	271		542		215,936		211	38	22,310	167	35,427	8	1,960	99	10,366	261	602
3 cows	275		825		349,604		247	55	55,028	189	63,351	11	2,214	96	11,286	270	871
4 cows	220	942	880	4,593	367,749	2,066,610	204	61	85,489	147	67,900	7	1,235	70	7,408	216	912
5 to 9 cows	466		2,880		1,222,494		452	137	322,322	319	230,226	15	5,928	158	20,646	463	2,983
10 to 14 cows	48	72	551	851	238,116	406,936	48	25	107,905	26	31,329	1	156	10	1,268	46	513
15 to 19 cows	12		195		94,795		12	11	72,475	2	4,420	———	———	1	100	11	178
20 to 29 cows	2	8	43	169	33,389	109,200	2	1	21,500	1	2,910	———	———	1	200	2	48
30 to 49 cows	3	———	109	———	67,450	———	3	3	64,850	———	———	———	———	———	———	3	114
50 to 74 cows	———	1	———	65	———	23,725	———	———	———	———	———	———	———	———	———	———	———
De Kalb																	
Total	1,876	1,918	11,033	8,592	5,876,473	4,144,475	1,751	920	2,984,776	867	829,204	31	25,298	203	44,828	1,900	11,909
None	xxx	xxx	xxx	xxx	xxx	xxx	xxx	xxx	xxx	xxx	xxx	xxx	xxx	xxx	xxx	56	280
1 cow	154	479	154	771	67,177	366,627	54	12	4,370	39	6,717	6	499	22	2,004	120	183
2 cows	197		394		196,754		176	75	60,002	99	30,774	6	1,035	22	2,371	192	462
3 cows	186		558		280,217		177	93	117,966	87	42,755	———	———	15	1,721	183	659
4 cows	262	1,327	1,048	6,451	531,515	3,040,470	257	130	213,540	132	85,868	4	1,588	28	3,840	258	1,114
5 to 9 cows	836		5,376		2,725,189		826	457	1,251,405	409	448,330	8	7,096	86	16,251	851	5,626
10 to 14 cows	193	107	2,153	1,275	1,176,414	671,712	193	116	620,830	85	172,983	4	5,880	21	7,532	192	2,169
15 to 19 cows	41		693		412,134		41	33	309,138	10	27,172	1	2,400	6	3,397	41	702
20 to 29 cows	23	5	552	115	394,195	65,666	23	21	333,275	5	7,125	2	6,800	3	7,752	23	559
30 to 49 cows	4	———	145	———	95,100	———	4	3	74,250	1	7,500	———	———	———	———	4	175

TABLE 19.—COWS MILKED AND MILK PRODUCED, 1939 AND 1929; DAIRY PRODUCTS SOLD AND BUTTER CHURNED, 1939; AND COWS KEPT FOR MILK APR. 1, 1940; BY NUMBER OF COWS MILKED, BY COUNTIES—Continued

(For explanation and definitions, see text)

STATE OR COUNTY AND NUMBER OF COWS MILKED	COWS MILKED				MILK PRODUCED (GALLONS)		DAIRY PRODUCTS SOLD, 1939						BUTTER CHURNED ON FARMS, 1939		COWS KEPT MAINLY FOR MILK PRODUCTION, APR. 1, 1940	
	Farms reporting		Number					Whole milk sold		Cream sold		Butter sold				
	1939	1929	1939	1929	1939	1929	Farms reporting	Farms reporting	Gallons	Farms reporting	Pounds of butterfat	Farms reporting	Pounds	Farms reporting	Pounds	Farms reporting	Number
INDIANA—Contd.																	
Delaware																	
Total	2,129	2,291	10,760	10,989	5,820,957	5,773,820	1,813	1,168	3,704,998	668	400,658	51	16,702	385	46,471	2,119	11,346
None	xxx	xxx	xxx	xxx	xxx	xxx	xxx	xxx	xxx	xxx	xxx	xxx	xxx	xxx	xxx	65	275
1 cow	304	646	304	1,007	139,409	487,962	81	31	10,637	43	4,071	10	743	66	4,697	276	426
2 cows	309		618		307,268		245	107	79,532	141	33,332	9	615	81	7,094	293	671
3 cows	257		771		398,983		244	132	163,986	119	44,407	8	1,669	51	5,131	248	858
4 cows	307	1,457	1,228	7,325	650,105	3,776,856	297	183	339,757	116	63,981	6	1,980	53	5,355	300	1,273
5 to 9 cows	723		4,641		2,404,475		718	521	1,506,203	209	185,689	16	8,970	105	18,619	712	4,713
10 to 14 cows	171	167	1,904	2,055	1,031,056	1,105,594	170	143	808,494	33	47,922	1	225	22	2,514	168	1,899
15 to 19 cows	30		484		303,268		30	25	245,485	5	13,190	———	———	2	124	29	423
20 to 29 cows	20	14	463	320	303,693	212,958	20	18	270,354	2	8,066	1	2,500	4	2,917	20	429
30 to 49 cows	5	5	168	153	139,400	106,450	5	5	137,750	———	———	———	———	1	20	5	183
50 to 74 cows	3	2	179	109	143,300	84,000	3	3	142,800	———	———	———	———	———	———	3	216
Dubois																	
Total	1,603	1,705	5,525	5,841	1,928,514	2,338,172	1,069	129	484,050	953	261,342	19	3,996	947	42,373	1,595	6,020
None	xxx	xxx	xxx	xxx	xxx	xxx	xxx	xxx	xxx	xxx	xxx	xxx	xxx	xxx	xxx	27	72
1 cow	359	764	359	1,170	120,726	400,676	87	9	1,550	78	5,302	1	100	171	6,081	336	468
2 cows	388		776		226,053		226	17	4,490	206	28,973	7	452	253	9,689	383	880
3 cows	258		774		230,577		205	10	2,955	199	41,851	3	123	176	6,700	255	856
4 cows	234	898	936	4,105	269,956	1,606,169	203	8	3,880	194	53,582	4	400	162	8,133	234	1,024
5 to 9 cows	307		1,873		658,345		293	43	119,990	258	120,430	3	143	172	8,392	304	1,890
10 to 14 cows	39	42	444	518	188,484	287,527	37	26	140,392	14	9,854	———	———	8	466	38	473
15 to 19 cows	11		179		110,695		11	9	94,925	2	3,350	———	———	2	100	11	192
20 cows and over	7	1	184	48	123,698	43,800	7	7	115,868	———	———	1	2,778	3	2,812	7	185
Elkhart																	
Total	2,514	2,518	15,634	13,607	9,739,482	7,770,725	2,299	1,298	5,489,993	1,107	1,159,530	45	17,102	308	44,080	2,519	16,805
None	xxx	xxx	xxx	xxx	xxx	xxx	xxx	xxx	xxx	xxx	xxx	xxx	xxx	xxx	xxx	64	254
1 cow	288	618	288	953	155,677	461,981	127	51	15,801	72	8,703	10	695	95	7,667	257	551
2 cows	251		502		280,857		245	77	67,741	144	42,116	8	971	55	6,148	238	529
3 cows	223		669		390,347		215	101	146,038	117	60,503	6	1,099	28	3,656	220	764
4 cows	253	1,598	1,012	8,722	600,187	4,844,161	251	133	271,228	120	87,518	5	1,729	21	3,488	252	1,134
5 to 9 cows	1,030		6,962		4,258,541		1,024	592	2,169,976	498	606,962	11	5,258	78	12,340	1,022	7,257
10 to 14 cows	354	285	4,017	3,484	2,585,170	2,217,538	352	257	1,731,251	120	241,895	5	7,350	26	10,021	352	4,237
15 to 19 cows	85		1,394		920,232		85	61	637,576	29	83,891	———	———	4	610	84	1,450
20 to 29 cows	22	12	481	279	331,791	152,829	22	19	268,702	5	18,673	———	———	———	———	22	507
30 cows and over	8	5	309	169	216,700	94,216	8	7	181,680	2	9,269	———	———	1	150	8	322
Fayette																	
Total	803	856	3,371	3,551	1,594,926	1,869,840	642	295	602,297	345	165,902	39	11,878	393	42,643	778	3,637
None	xxx	xxx	xxx	xxx	xxx	xxx	xxx	xxx	xxx	xxx	xxx	xxx	xxx	xxx	xxx	41	121
1 cow	132	306	132	477	65,864	254,793	51	12	2,309	30	3,705	11	647	69	4,869	105	152
2 cows	158		316		141,363		107	31	15,756	75	16,859	7	1,381	87	7,940	140	360
3 cows	120		360		168,179		104	41	43,853	63	22,590	3	850	68	7,196	113	366
4 cows	117	495	468	2,328	204,183	1,250,863	110	51	65,870	58	24,806	3	306	53	4,291	113	490
5 to 9 cows	220		1,366		659,826		215	125	250,250	98	67,326	12	7,059	101	14,875	212	1,394
10 to 14 cows	43	51	475	625	228,472	310,859	42	25	119,057	18	25,536	3	1,635	14	3,147	42	473
15 to 19 cows	7		114		58,581		7	5	38,182	2	3,000	———	———	1	325	6	111
20 cows and over	6	4	140	101	88,858	53,325	6	5	67,020	1	2,080	———	———	———	———	6	170
Floyd																	
Total	1,015	917	3,518	3,507	1,609,719	1,877,834	730	186	630,724	526	203,016	68	36,148	452	64,393	1,008	3,692
None	xxx	xxx	xxx	xxx	xxx	xxx	xxx	xxx	xxx	xxx	xxx	xxx	xxx	xxx	xxx	35	104
1 cow	376	467	376	650	139,748	303,870	138	23	5,530	104	10,939	15	1,245	190	13,622	345	429
2 cows	220		440		167,511		183	25	12,623	151	31,481	15	2,220	105	8,903	214	477
3 cows	111		333		131,540		104	19	14,350	86	28,016	8	2,392	57	6,224	110	340
4 cows	72	375	288	1,831	113,055	947,272	69	12	12,319	55	25,770	5	1,290	26	2,933	71	283
5 to 9 cows	163		1,037		486,333		163	52	156,501	110	81,626	18	14,836	55	17,221	160	1,050
10 to 14 cows	45	67	525	831	279,978	468,447	45	30	178,678	15	21,193	3	6,845	11	7,658	43	495
15 to 19 cows	19		305		174,346		19	16	136,536	5	3,991	4	7,320	7	7,780	19	310
20 cows and over	9	8	214	195	117,228	158,245	9	9	114,187	———	———	———	———	1	52	9	204
Fountain																	
Total	1,446	1,532	6,067	6,041	3,181,875	3,026,615	1,215	476	1,258,947	744	410,261	39	11,172	369	38,719	1,450	6,412
None	xxx	xxx	xxx	xxx	xxx	xxx	xxx	xxx	xxx	xxx	xxx	xxx	xxx	xxx	xxx	27	86
1 cow	217	580	217	898	102,398	450,623	59	9	2,511	48	7,824	4	277	70	5,291	207	271
2 cows	269		538		272,910		221	44	29,619	175	47,242	6	790	85	7,347	265	587
3 cows	243		729		377,470		231	74	83,216	158	67,142	4	1,877	65	6,605	241	765
4 cows	234	873	936	4,055	495,570	1,995,179	227	86	147,342	143	80,645	6	800	56	4,643	232	996
5 to 9 cows	404		2,559		1,606,936		398	203	551,453	198	168,197	16	5,688	83	12,027	400	2,609
10 to 14 cows	50	69	557	845	287,936	479,313	50	35	180,560	17	24,447	3	1,740	9	2,506	50	553
15 to 19 cows	18		299		187,265		18	16	157,721	3	6,564	———	———	———	———	17	283
20 to 29 cows	11	9	232	208	151,390	89,500	11	9	108,725	2	8,200	———	———	1	300	11	262
30 to 49 cows	———	1	———	35	———	12,000	———	———	———	———	———	———	———	———	———	———	———
Franklin																	
Total	1,590	1,659	7,877	8,103	3,474,979	4,227,707	1,352	446	1,457,951	924	434,373	35	13,025	587	63,498	1,571	8,072
None	xxx	xxx	xxx	xxx	xxx	xxx	xxx	xxx	xxx	xxx	xxx	xxx	xxx	xxx	xxx	41	114
1 cow	158	366	158	579	56,900	272,203	35	11	1,951	21	2,057	3	265	65	4,681	140	189
2 cows	256		512		191,222		190	34	15,693	153	29,255	8	1,312	110	9,691	237	543
3 cows	203		609		251,296		180	29	28,984	152	46,453	6	684	77	6,631	197	622
4 cows	256	1,149	1,024	5,663	418,622	2,891,759	244	61	85,695	187	74,720	3	550	98	8,738	245	1,007
5 to 9 cows	568		3,588		1,510,662		555	206	575,456	364	218,646	12	3,161	200	21,702	563	3,625
10 to 14 cows	111	136	1,256	1,633	599,501	909,345	111	76	415,272	38	41,777	2	2,053	26	4,929	110	1,227
15 to 19 cows	24		398		222,079		24	20	196,238	4	5,040	———	———	6	374	24	411
20 to 29 cows	9	5	198	107	121,380	59,080	8	4	51,900	4	16,100	———	———	2	1,200	9	178
30 to 49 cows	5	3	154	121	103,317	95,320	5	5	86,762	1	325	1	5,000	3	5,552	5	156

TABLE 19.—COWS MILKED AND MILK PRODUCED, 1939 AND 1929; DAIRY PRODUCTS SOLD AND BUTTER CHURNED, 1939; AND COWS KEPT FOR MILK APR. 1, 1940; BY NUMBER OF COWS MILKED, BY COUNTIES—Continued

(For explanation and definitions, see text)

STATE OR COUNTY AND NUMBER OF COWS MILKED	COWS MILKED				MILK PRODUCED (GALLONS)		DAIRY PRODUCTS SOLD, 1939							BUTTER CHURNED ON FARMS, 1939		COWS KEPT MAINLY FOR MILK PRODUCTION, APR. 1, 1940	
	Farms reporting		Number					Whole milk sold		Cream sold		Butter sold					
	1939	1929	1939	1929	1939	1929	Farms reporting	Farms reporting	Gallons	Farms reporting	Pounds of butterfat	Farms reporting	Pounds	Farms reporting	Pounds	Farms reporting	Number
INDIANA—Contd.																	
Fulton																	
Total	1,735	1,782	10,158	8,586	5,570,261	4,550,314	1,614	703	2,611,714	945	746,371	18	3,078	402	35,642	1,746	10,915
None	xxx	xxx	xxx	xxx	xxx	xxx	xxx	xxx	xxx	xxx	xxx	xxx	xxx	xxx	xxx	53	231
1 cow	168	498	168	770	81,597	390,339	86	23	5,477	62	7,156	3	224	61	4,794	151	242
2 cows	190		380		181,216		167	39	25,580	126	36,804	3	356	49	3,968	181	470
3 cows	196		588		305,952		190	58	67,272	139	63,859	———	———	52	4,022	192	651
4 cows	225	1,091	900	5,487	470,035	2,785,815	222	71	107,769	155	93,940	3	804	54	4,453	223	956
5 to 9 cows	715		4,665		2,524,631		709	341	1,027,466	382	390,579	8	1,192	154	14,229	707	4,829
10 to 14 cows	164	154	1,887	1,877	1,013,965	1,086,374	163	112	628,987	58	95,856	———	———	23	2,310	162	1,928
15 to 19 cows	40		645		362,175		40	31	269,617	11	23,928	———	———	5	706	40	633
20 to 29 cows	29	17	644	382	432,020	236,256	29	21	306,021	11	28,489	1	500	4	1,160	29	672
30 to 49 cows	8	2	281	70	198,870	51,530	8	7	173,525	1	5,760	———	———	———	———	8	303
Gibson																	
Total	1,913	1,721	5,467	5,587	2,319,288	2,467,980	1,195	385	918,771	815	232,552	95	20,915	1,331	108,695	1,894	5,772
None	xxx	xxx	xxx	xxx	xxx	xxx	xxx	xxx	xxx	xxx	xxx	xxx	xxx	xxx	xxx	32	54
1 cow	729	910	729	1,323	269,149	587,256	209	34	5,761	174	17,430	26	1,707	571	34,175	695	850
2 cows	451		902		332,597		313	47	24,654	270	44,345	34	3,139	339	26,097	442	1,021
3 cows	245		735		273,405		209	46	48,035	164	44,035	12	1,848	172	13,500	240	739
4 cows	150	747	600	3,374	223,812	1,461,609	133	39	58,676	95	36,945	2	1,020	95	8,447	149	580
5 to 9 cows	284		1,776		836,005		277	176	504,585	100	68,482	14	5,759	132	16,543	282	1,808
10 to 14 cows	39	56	430	695	231,355	318,035	39	32	163,145	8	9,659	7	7,442	19	9,231	39	412
15 to 19 cows	9		150		72,000		9	7	54,085	2	5,500	———	———	1	600	9	174
20 cows and over	6	8	145	197	80,965	101,080	6	4	59,850	2	6,156	———	———	2	102	6	134
Grant																	
Total	2,157	2,245	10,287	9,457	5,301,682	4,914,248	1,845	1,151	2,938,283	729	538,391	38	20,921	275	44,954	2,123	10,882
None	xxx	xxx	xxx	xxx	xxx	xxx	xxx	xxx	xxx	xxx	xxx	xxx	xxx	xxx	xxx	43	109
1 cow	331	756	331	1,209	156,316	616,543	105	57	18,853	46	5,507	3	252	63	4,122	309	465
2 cows	331		662		334,866		283	140	112,390	142	46,141	5	944	50	5,116	310	744
3 cows	282		846		421,660		265	169	211,793	103	44,852	2	80	37	3,223	269	907
4 cows	289	1,353	1,156	6,521	576,949	3,385,228	279	170	285,399	114	65,199	9	4,137	34	7,529	286	1,237
5 to 9 cows	726		4,635		2,330,478		716	463	1,256,014	269	268,961	15	5,964	69	11,947	713	4,755
10 to 14 cows	143	126	1,569	1,491	818,148	788,477	142	103	531,506	45	77,807	3	4,294	19	7,567	138	1,556
15 to 19 cows	30		480		265,389		30	28	209,103	5	13,030	1	1,150	1	1,250	30	527
20 to 29 cows	20	9	440	206	288,326	116,000	20	17	222,175	4	11,322	2	4,100	2	4,200	20	428
30 to 49 cows	5	1	168	30	111,550	8,000	5	4	93,050	1	5,572	———	———	———	———	5	156
Greene																	
Total	2,540	2,413	7,043	7,143	2,575,027	2,969,862	1,544	432	604,301	1,062	307,218	118	21,640	1,337	110,507	2,497	7,589
None	xxx	xxx	xxx	xxx	xxx	xxx	xxx	xxx	xxx	xxx	xxx	xxx	xxx	xxx	xxx	44	107
1 cow	918	1,367	918	1,943	360,671	857,206	238	33	7,400	165	15,890	45	2,866	508	34,068	860	1,106
2 cows	639		1,278		452,164		408	97	49,603	298	45,512	38	3,740	354	28,995	626	1,376
3 cows	329		987		342,294		274	67	50,156	205	49,218	15	2,509	159	12,601	323	1,063
4 cows	235	978	940	4,327	316,371	1,705,277	218	64	65,775	151	50,025	7	2,880	116	10,240	230	961
5 to 9 cows	372		2,261		781,982		359	139	234,358	227	121,809	11	3,945	186	18,064	368	2,319
10 to 14 cows	56	64	414	779	186,714	344,379	56	26	116,259	12	14,564	———	———	9	644	55	406
15 to 19 cows	7		120		68,921		7	3	37,150	4	10,200	1	1,200	3	1,275	7	124
20 to 29 cows	1	4	22	94	10,500	63,000	1	———	———	———	———	1	4,500	1	4,600	1	24
30 to 49 cows	3	———	103	———	55,410	———	3	3	43,600	———	———	———	———	1	20	3	103
Hamilton																	
Total	2,175	2,342	10,564	11,004	5,864,429	5,845,366	1,846	1,687	4,952,411	170	77,779	17	3,033	137	12,067	2,135	11,383
None	xxx	xxx	xxx	xxx	xxx	xxx	xxx	xxx	xxx	xxx	xxx	xxx	xxx	xxx	xxx	53	202
1 cow	289	639	289	1,029	138,638	510,969	66	36	13,215	24	2,577	6	633	70	4,088	253	352
2 cows	297		594		314,489		240	199	180,815	40	9,470	3	262	18	1,307	275	718
3 cows	314		942		498,866		300	269	395,580	34	10,024	1	672	15	1,831	303	1,028
4 cows	305	1,528	1,220	7,634	628,731	3,947,787	288	273	524,252	19	10,184	3	346	10	915	295	1,310
5 to 9 cows	762		4,815		2,657,192		745	705	2,314,100	48	39,374	4	1,120	18	3,481	751	4,977
10 to 14 cows	151	162	1,689	1,989	1,010,986	1,178,848	150	148	955,134	4	5,150	———	———	4	300	149	1,773
15 to 19 cows	39		620		357,627		39	39	343,155	1	1,000	———	———	2	145	38	605
20 to 29 cows	18	9	395	204	257,900	125,207	18	18	248,160	———	———	———	———	———	———	18	418
30 to 49 cows	———	4	———	148	———	82,555	———	———	———	———	———	———	———	———	———	———	———
Hancock																	
Total	1,579	1,709	7,353	7,396	3,574,282	3,742,973	1,412	978	2,515,303	450	187,145	14	3,715	245	18,086	1,576	8,029
None	xxx	xxx	xxx	xxx	xxx	xxx	xxx	xxx	xxx	xxx	xxx	xxx	xxx	xxx	xxx	40	124
1 cow	259	509	259	790	109,630	401,085	117	28	7,910	87	10,897	2	287	62	3,424	221	332
2 cows	251		462		199,777		202	94	66,389	110	24,677	3	256	49	2,791	224	557
3 cows	206		618		282,826		200	117	156,046	85	35,256	3	360	40	2,566	203	655
4 cows	237	1,105	948	5,294	435,884	2,632,989	230	159	252,991	78	37,391	1	200	41	2,784	231	979
5 to 9 cows	549		3,454		1,657,435		546	470	1,268,307	83	69,797	4	2,560	43	5,968	542	3,700
10 to 14 cows	90	86	1,041	1,027	541,526	511,019	90	83	456,798	7	11,127	1	52	9	433	88	1,068
15 to 19 cows	15		238		128,224		15	15	122,396	———	———	———	———	———	———	15	249
20 to 29 cows	7	7	169	156	101,075	114,430	7	7	88,011	———	———	———	———	1	100	7	191
30 to 49 cows	5	———	186	———	117,905	———	5	5	116,455	———	———	———	———	———	———	5	194
50 to 74 cows	———	1	———	50	———	36,000	———	———	———	———	———	———	———	———	———	———	———
75 to 99 cows	———	1	———	79	———	47,450	———	———	———	———	———	———	———	———	———	———	———

TABLE 19.—COWS MILKED AND MILK PRODUCED, 1939 AND 1929; DAIRY PRODUCTS SOLD AND BUTTER CHURNED, 1939; AND COWS KEPT FOR MILK APR. 1, 1940; BY NUMBER OF COWS MILKED, BY COUNTIES—Continued

(For explanation and definitions, see text)

STATE OR COUNTY AND NUMBER OF COWS MILKED	COWS MILKED				MILK PRODUCED (GALLONS)		DAIRY PRODUCTS SOLD, 1939							BUTTER CHURNED ON FARMS, 1939		COWS KEPT MAINLY FOR MILK PRODUCTION, APR. 1, 1940	
	Farms reporting		Number					Whole milk sold		Cream sold		Butter sold					
	1939	1929	1939	1929	1939	1929	Farms reporting	Farms reporting	Gallons	Farms reporting	Pounds of butterfat	Farms reporting	Pounds	Farms reporting	Pounds	Farms reporting	Number
INDIANA—Contd.																	
Harrison																	
Total	2,198	2,234	7,738	7,508	3,221,736	3,620,716	1,782	172	438,536	1,579	649,817	97	103,517	980	149,347	2,165	7,925
None	xxx	xxx	xxx	xxx	xxx	xxx	xxx	xxx	xxx	xxx	xxx	xxx	xxx	xxx	xxx	51	89
1 cow	561	1,097	561	1,620	227,466	724,915	280	6	1,600	269	27,946	7	362	265	11,138	509	611
2 cows	505		1,010		377,865		418	19	7,746	401	82,548	12	1,755	236	12,446	493	1,080
3 cows	341		1,023		382,644		313	24	24,429	285	88,335	9	2,718	146	9,308	334	1,055
4 cows	241	1,051	964	4,735	378,781	2,279,615	229	22	32,865	202	89,239	10	3,933	93	8,152	236	981
5 to 9 cows	445		2,735		1,116,471		437	62	127,077	363	260,986	38	35,858	195	46,851	437	2,687
10 to 14 cows	72	77	815	909	415,600	481,629	72	20	85,175	45	69,296	16	33,931	39	36,112	72	798
15 to 19 cows	21		352		170,128		21	10	68,240	11	26,892	3	9,380	4	9,860	21	354
20 cows and over	12	9	278	242	154,781	134,557	12	9	91,406	3	4,575	2	15,580	2	15,880	12	270
Hendricks																	
Total	2,041	2,051	10,648	9,727	5,641,067	4,713,292	1,538	1,187	4,325,494	363	144,610	29	8,284	450	42,442	2,038	11,267
None	xxx	xxx	xxx	xxx	xxx	xxx	xxx	xxx	xxx	xxx	xxx	xxx	xxx	xxx	xxx	57	186
1 cow	414	741	414	1,144	178,305	521,088	73	17	4,277	51	5,920	5	357	126	8,173	378	540
2 cows	292		584		242,813		188	81	48,540	101	22,857	10	1,362	98	9,271	279	663
3 cows	244		732		326,022		212	131	147,922	83	29,647	5	325	59	5,071	242	802
4 cows	187	1,102	748	5,472	348,112	2,481,964	174	131	209,327	44	22,223	1	155	40	3,281	186	785
5 to 9 cows	634		4,037		2,092,253		621	586	1,709,195	72	44,147	6	304	93	6,696	627	4,116
10 to 14 cows	164	167	1,845	2,085	1,032,475	1,045,495	164	158	942,721	7	5,649	1	780	21	2,488	163	1,896
15 to 19 cows	59		955		552,181		59	57	493,967	2	6,427	———	———	4	364	59	923
20 to 29 cows	34	33	773	725	491,187	481,177	34	34	462,179	———	———	———	———	6	1,188	34	770
30 to 49 cows	8	8	282	198	160,775	103,525	8	7	112,885	2	6,760	———	———	2	310	8	295
50 to 74 cows	5	2	278	105	216,946	80,043	5	5	194,481	1	1,000	1	5,000	1	5,600	5	291
Henry																	
Total	2,036	2,171	9,445	9,687	5,103,614	5,071,630	1,695	983	2,955,227	737	406,909	29	16,103	536	62,779	2,038	10,076
None	xxx	xxx	xxx	xxx	xxx	xxx	xxx	xxx	xxx	xxx	xxx	xxx	xxx	xxx	xxx	43	120
1 cow	322	675	322	1,066	160,474	557,024	103	25	9,725	77	9,181	3	76	121	9,186	307	443
2 cows	362		724		363,104		285	91	63,613	191	49,458	6	832	133	12,559	358	880
3 cows	283		849		437,881		263	132	185,792	136	56,072	4	726	78	7,360	278	951
4 cows	261	1,326	1,044	6,277	532,392	3,263,828	254	139	225,641	118	70,486	4	1,304	49	5,296	258	1,144
5 to 9 cows	628		3,995		2,129,755		610	440	1,290,334	185	171,284	6	4,280	117	15,541	614	4,018
10 to 14 cows	132	150	1,492	1,822	828,957	985,839	132	111	614,990	24	38,354	4	7,668	27	10,771	132	1,535
15 to 19 cows	27		431		266,591		27	24	216,089	4	11,724	1	380	5	704	27	451
20 to 29 cows	17	15	400	317	227,503	168,541	17	17	215,841	2	350	———	———	4	375	17	381
30 cows and over	4	5	188	205	156,957	116,398	4	4	153,202	———	———	1	837	2	987	4	153
Howard																	
Total	1,610	1,769	7,286	7,249	3,813,175	3,845,137	1,376	945	2,427,053	442	240,372	23	5,284	283	29,825	1,585	7,707
None	xxx	xxx	xxx	xxx	xxx	xxx	xxx	xxx	xxx	xxx	xxx	xxx	xxx	xxx	xxx	45	149
1 cow	261	604	261	943	133,039	493,769	105	48	18,081	51	6,602	6	368	90	7,300	231	332
2 cows	274		548		249,673		221	131	91,634	90	20,303	3	1,007	62	6,652	262	617
3 cows	229		687		334,857		216	136	161,979	85	34,213	2	547	34	3,216	224	773
4 cows	207	1,081	828	5,183	403,582	2,725,307	203	138	235,070	67	33,912	4	893	24	2,405	201	857
5 to 9 cows	506		3,221		1,672,151		499	372	1,069,920	133	121,426	8	2,469	64	8,691	491	3,322
10 to 14 cows	107	75	1,210	911	688,748	529,686	106	94	540,340	14	21,900	———	———	8	1,381	105	1,170
15 to 19 cows	17		279		151,922		17	17	136,521	2	2,016	———	———	———	———	17	259
20 cows and over	9	9	252	212	179,203	96,375	9	9	173,508	———	———	———	———	1	200	9	248
Huntington																	
Total	2,110	2,102	11,779	9,533	6,301,898	4,979,444	1,928	936	3,260,610	1,031	796,487	24	10,954	229	28,268	2,126	12,686
None	xxx	xxx	xxx	xxx	xxx	xxx	xxx	xxx	xxx	xxx	xxx	xxx	xxx	xxx	xxx	50	248
1 cow	213	558	213	884	107,237	446,607	92	21	6,719	70	9,126	3	285	58	3,467	204	294
2 cows	205		410		192,389		170	67	49,359	105	28,985	———	———	30	2,513	197	481
3 cows	251		753		382,309		240	95	116,400	150	67,794	4	759	31	3,469	245	824
4 cows	290	1,416	1,160	6,946	566,239	3,540,644	283	114	201,397	174	98,927	1	200	23	1,846	287	1,221
5 to 9 cows	889		5,724		2,965,775		882	441	1,354,735	461	457,415	14	5,790	69	10,399	882	5,950
10 to 14 cows	196	118	2,179	1,428	1,261,540	828,269	195	137	808,589	62	115,200	1	550	17	3,052	195	2,228
15 to 19 cows	38		621		368,816		38	35	328,053	4	5,980	———	———	2	152	38	680
20 to 29 cows	21	8	489	169	298,598	111,184	21	19	259,308	3	8,550	1	3,370	1	3,370	21	495
30 to 49 cows	7	1	230	31	159,195	16,740	7	7	136,050	2	4,510	———	———	———	———	7	265
50 to 74 cows	———	———	———	———	———	———	———	———	———	———	———	———	———	———	———	———	———
75 to 99 cows	———	1	———	75	———	36,000	———	———	———	———	———	———	———	———	———	———	———
Jackson																	
Total	1,805	1,778	5,660	6,105	2,288,687	2,702,829	1,289	296	634,174	971	341,500	41	10,099	690	55,081	1,821	6,202
None	xxx	xxx	xxx	xxx	xxx	xxx	xxx	xxx	xxx	xxx	xxx	xxx	xxx	xxx	xxx	72	186
1 cow	555	857	555	1,273	209,744	557,382	175	18	4,278	147	15,309	15	792	245	14,411	522	682
2 cows	424		848		309,184		308	42	24,040	263	49,825	10	1,600	188	13,604	412	925
3 cows	273		819		312,793		247	63	55,754	188	57,316	4	375	93	6,747	268	885
4 cows	173	877	692	4,029	250,854	1,738,355	165	34	39,252	132	49,031	7	2,120	57	5,851	169	718
5 to 9 cows	326		2,038		842,314		320	101	241,814	224	150,327	4	4,112	98	12,601	324	2,098
10 to 14 cows	41	59	461	683	224,537	329,222	41	25	138,665	17	19,692	1	1,100	8	1,763	41	463
15 to 19 cows	8		135		67,908		8	8	63,171	———	———	———	———	1	104	8	151
20 to 29 cows	5	4	112	88	71,375	47,870	5	5	67,200	———	———	———	———	———	———	5	94
30 to 49 cows	———	1	———	32	———	30,000	———	———	———	———	———	———	———	———	———	———	———

TABLE 19.—COWS MILKED AND MILK PRODUCED, 1939 AND 1929; DAIRY PRODUCTS SOLD AND BUTTER CHURNED, 1939; AND COWS KEPT FOR MILK APR. 1, 1940; BY NUMBER OF COWS MILKED, BY COUNTIES—Continued

(For explanation and definitions, see text)

STATE OR COUNTY AND NUMBER OF COWS MILKED	COWS MILKED				MILK PRODUCED (GALLONS)		DAIRY PRODUCTS SOLD, 1939							BUTTER CHURNED ON FARMS, 1939		COWS KEPT MAINLY FOR MILK PRODUCTION, APR. 1, 1940	
	Farms reporting		Number					Whole milk sold		Cream sold		Butter sold					
	1939	1929	1939	1929	1939	1929	Farms reporting	Farms reporting	Gallons	Farms reporting	Pounds of butterfat	Farms reporting	Pounds	Farms reporting	Pounds	Farms reporting	Number
INDIANA—Cont.																	
Jasper																	
Total	1,454	1,475	8,669	7,583	4,460,027	3,939,044	1,127	354	1,869,579	785	581,143	14	3,682	409	46,281	1,472	9,550
None	xxx	xxx	xxx	xxx	xxx	xxx	xxx	xxx	xxx	xxx	xxx	xxx	xxx	xxx	xxx	63	236
1 cow	167	440	167	669	82,144	318,862	17	-----	----------	15	1,347	3	125	59	4,820	164	227
2 cows	171		342		149,121		82	24	18,319	56	11,479	4	395	61	5,829	166	382
3 cows	135		405		178,859		106	15	16,489	90	29,869	3	225	46	4,832	132	505
4 cows	180	876	720	4,467	320,503	2,239,726	159	20	31,195	140	68,625	1	177	60	6,372	178	868
5 to 9 cows	558		3,837		1,658,537		541	151	401,951	400	313,526	1	200	148	17,586	551	3,808
10 to 14 cows	142	123	1,586	1,478	825,744	715,810	141	78	423,481	66	99,916	2	2,560	30	5,897	139	1,654
15 to 19 cows	40		656		461,751		40	31	330,321	11	27,791	-----	-----	3	720	39	719
20 to 29 cows	29	19	647	425	429,390	270,458	29	24	351,545	5	15,490	-----	-----	1	125	28	595
30 to 49 cows	8	13	283	434	190,260	332,533	8	7	145,470	2	13,100	-----	-----	1	100	8	325
50 to 74 cows	4	2	226	110	153,718	61,855	4	4	150,808	-----	-----	-----	-----	-----	-----	4	231
Jay																	
Total	2,126	2,097	9,656	7,829	4,439,658	4,281,736	1,913	1,278	2,752,464	672	377,129	19	4,415	306	26,334	2,115	10,057
None	xxx	xxx	xxx	xxx	xxx	xxx	xxx	xxx	xxx	xxx	xxx	xxx	xxx	xxx	xxx	47	142
1 cow	240	694	240	1,123	103,912	577,746	90	49	15,747	42	5,927	3	142	59	2,792	225	348
2 cows	338		676		284,999		309	182	130,642	129	29,250	1	55	54	4,732	320	746
3 cows	334		1,002		444,947		318	196	220,787	123	49,481	5	902	41	4,059	326	1,072
4 cows	313	1,343	1,252	5,987	553,568	3,272,350	303	190	281,953	124	71,541	2	127	38	2,935	309	1,295
5 to 9 cows	782		4,909		2,285,977		774	558	1,474,458	235	190,895	7	3,169	101	10,685	770	4,904
10 to 14 cows	91	57	1,035	641	489,795	386,423	91	78	381,457	16	23,523	1	20	10	906	90	1,030
15 to 19 cows	23		380		172,935		23	20	145,085	3	6,532	-----	-----	3	225	23	356
20 to 29 cows	2	2	48	46	27,423	16,017	2	2	26,423	-----	-----	-----	-----	-----	-----	2	33
30 cows and over	3	1	114	32	76,102	29,200	3	3	75,952	-----	-----	-----	-----	-----	-----	3	131
Jefferson																	
Total	1,729	1,878	6,947	6,793	2,607,705	3,234,919	1,393	636	1,120,079	782	334,336	33	10,719	587	55,006	1,734	7,313
None	xxx	xxx	xxx	xxx	xxx	xxx	xxx	xxx	xxx	xxx	xxx	xxx	xxx	xxx	xxx	78	172
1 cow	313	802	313	1,222	123,194	555,487	91	21	5,199	67	7,483	4	277	118	7,996	271	348
2 cows	308		616		219,345		222	73	39,081	147	25,305	5	340	112	7,822	292	685
3 cows	298		894		321,191		282	118	105,549	164	49,699	9	833	100	7,536	296	941
4 cows	242	1,012	968	4,628	339,576	2,167,050	239	110	119,419	135	58,850	5	1,260	78	6,475	237	995
5 to 9 cows	476		2,914		1,064,371		467	252	491,711	236	149,802	8	3,359	147	16,972	468	2,924
10 to 14 cows	78	58	872	701	347,015	357,713	78	49	185,211	32	41,438	1	1,400	32	4,305	78	868
15 to 19 cows	9		145		68,504		9	8	49,880	1	1,759	1	3,250	2	3,900	9	142
20 cows and over	5	6	225	242	124,509	154,669	5	5	124,049	-----	-----	-----	-----	-----	-----	5	238
Jennings																	
Total	1,402	1,283	4,888	4,515	1,794,940	2,180,635	1,086	100	254,004	1,001	381,431	28	4,463	713	55,280	1,354	5,037
None	xxx	xxx	xxx	xxx	xxx	xxx	xxx	xxx	xxx	xxx	xxx	xxx	xxx	xxx	xxx	42	122
1 cow	293	593	293	896	110,280	423,779	102	5	485	97	9,478	5	151	157	9,351	255	397
2 cows	325		650		227,033		250	14	6,450	234	44,051	7	805	175	12,982	300	703
3 cows	251		753		252,349		217	15	12,025	204	55,693	5	819	125	9,641	238	760
4 cows	207	637	828	2,915	278,933	1,338,413	197	15	10,720	168	74,407	1	530	115	8,277	202	790
5 to 9 cows	285		1,723		634,805		279	54	56,684	251	161,105	9	2,118	130	13,905	277	1,646
10 to 14 cows	28	49	315	594	114,215	350,505	28	7	29,040	23	24,197	1	40	11	920	27	282
15 to 19 cows	4		72		46,325		4	3	32,100	2	4,200	-----	-----	2	204	4	78
20 cows and over	9	4	254	110	131,000	67,938	9	7	106,500	2	8,300	-----	-----	-----	-----	9	261
Johnson																	
Total	1,654	1,670	8,275	8,188	4,923,533	4,055,790	1,274	990	3,781,720	273	172,655	31	7,996	254	28,815	1,572	8,422
None	xxx	xxx	xxx	xxx	xxx	xxx	xxx	xxx	xxx	xxx	xxx	xxx	xxx	xxx	xxx	23	48
1 cow	334	521	334	796	187,459	358,553	69	22	9,449	38	4,603	10	1,032	79	6,962	296	374
2 cows	257		514		285,068		165	87	82,137	70	19,765	11	2,689	67	8,348	242	587
3 cows	180		540		286,775		168	115	156,832	53	23,509	2	276	18	1,759	165	518
4 cows	186	960	744	4,783	412,250	2,238,675	180	140	284,156	45	26,287	1	730	27	2,787	174	745
5 to 9 cows	505		3,275		1,870,142		498	444	1,538,935	57	55,957	5	2,154	48	6,746	482	3,241
10 to 14 cows	144	169	1,607	2,052	956,797	1,059,272	144	135	867,685	8	17,550	2	1,115	11	1,897	140	1,641
15 to 19 cows	27		452		251,022		27	24	212,556	3	11,054	-----	-----	2	112	27	465
20 to 29 cows	13	16	290	383	196,000	227,635	13	13	192,975	-----	-----	-----	-----	1	104	13	286
30 to 49 cows	7	3	220	94	186,870	63,675	7	7	185,605	-----	-----	-----	-----	1	100	7	253
50 to 74 cows	-----	-----	-----	-----	-----	-----	-----	-----	-----	-----	-----	-----	-----	-----	-----	-----	-----
75 cows and over	3	1	319	120	291,150	108,000	3	3	251,390	1	13,930	-----	-----	-----	-----	3	264
Knox																	
Total	1,849	1,950	7,571	7,077	3,113,272	3,145,264	1,390	654	1,491,514	711	285,160	95	33,045	732	94,068	1,848	8,272
None	xxx	xxx	xxx	xxx	xxx	xxx	xxx	xxx	xxx	xxx	xxx	xxx	xxx	xxx	xxx	42	112
1 cow	428	954	428	1,383	174,710	604,347	114	18	4,343	76	8,151	22	1,721	200	16,444	400	513
2 cows	355		710		268,509		262	62	32,318	187	32,914	23	3,792	170	17,251	349	807
3 cows	275		825		318,153		243	97	82,332	141	45,425	13	2,629	109	11,048	271	920
4 cows	205	894	820	4,166	312,869	1,819,085	196	83	100,945	110	47,408	8	2,575	72	9,895	202	886
5 to 9 cows	457		2,871		1,142,828		449	271	587,581	170	116,950	20	13,868	152	28,332	455	3,022
10 to 14 cows	90	85	1,022	1,053	454,340	491,387	89	74	329,558	19	20,819	4	2,985	19	4,744	90	1,065
15 to 19 cows	21		341		142,202		20	14	90,743	7	9,513	2	1,400	6	1,920	21	336
20 to 29 cows	12	10	289	226	176,127	108,395	12	10	149,922	1	4,000	2	3,875	3	4,200	12	288
30 to 49 cows	3	8	94	199	46,950	105,800	2	2	31,500	-----	-----	1	200	1	234	3	88
50 to 74 cows	3	1	171	50	98,784	18,250	3	3	82,292	-----	-----	-----	-----	-----	-----	3	235

TABLE 19.—COWS MILKED AND MILK PRODUCED, 1939 AND 1929; DAIRY PRODUCTS SOLD AND BUTTER CHURNED, 1939; AND COWS KEPT FOR MILK APR. 1, 1940; BY NUMBER OF COWS MILKED, BY COUNTIES—Continued

(For explanation and definitions, see text)

STATE OR COUNTY AND NUMBER OF COWS MILKED	COWS MILKED				MILK PRODUCED (GALLONS)		DAIRY PRODUCTS SOLD, 1939							BUTTER CHURNED ON FARMS, 1939		COWS KEPT MAINLY FOR MILK PRODUCTION, APR. 1, 1940	
	Farms reporting		Number					Whole milk sold		Cream sold		Butter sold					
	1939	1929	1939	1929	1939	1929	Farms reporting	Farms reporting	Gallons	Farms reporting	Pounds of butterfat	Farms reporting	Pounds	Farms reporting	Pounds	Farms reporting	Number
INDIANA—Contd.																	
Kosciusko																	
Total	2,723	2,734	14,427	12,096	7,958,778	6,622,705	2,495	1,207	3,688,527	1,355	1,102,020	37	16,334	373	50,276	2,731	16,170
None	xxx	xxx	xxx	xxx	xxx	xxx	xxx	xxx	xxx	xxx	xxx	xxx	xxx	xxx	xxx	83	424
1 cow	235	723	235	1,159	108,378	592,461	98	31	11,891	67	8,492	1	100	44	2,982	210	329
2 cows	346		692		351,149		291	109	94,285	179	49,440	8	927	51	4,471	332	857
3 cows	332		996		508,626		318	143	194,562	177	80,567	3	570	43	4,205	319	1,148
4 cows	400	1,866	1,600	9,057	843,393	4,912,725	388	179	330,485	221	131,684	8	2,427	48	6,239	389	1,829
5 to 9 cows	1,121		7,183		3,865,368		1,112	564	1,725,664	581	576,118	11	5,772	146	20,387	1,109	7,623
10 to 14 cows	226	132	2,534	1,558	1,504,228	901,439	225	131	738,912	113	207,169	3	2,600	32	6,717	226	2,706
15 to 19 cows	45		740		457,626		45	35	344,809	13	27,131	3	3,938	7	4,850	45	752
20 cows and over	18	13	447	322	320,010	216,078	18	15	247,919	4	21,419	-----	-------	2	425	18	502
Lagrange																	
Total	1,680	1,670	11,511	8,738	6,920,098	5,099,139	1,623	566	2,013,124	1,140	1,455,987	15	7,499	157	25,642	1,667	12,236
None	xxx	xxx	xxx	xxx	xxx	xxx	xxx	xxx	xxx	xxx	xxx	xxx	xxx	xxx	xxx	20	98
1 cow	71	329	71	535	33,411	265,644	35	5	1,825	27	4,060	4	301	20	1,881	63	113
2 cows	127		254		130,020		119	26	17,269	93	30,620	1	130	10	641	119	298
3 cows	134		402		208,577		129	37	39,533	95	47,474	-----	-------	10	1,165	131	456
4 cows	187	1,181	748	6,229	416,475	3,512,040	186	66	95,482	127	96,448	1	20	12	874	184	800
5 to 9 cows	819		5,540		3,293,891		814	273	775,613	580	743,872	6	4,338	78	13,577	812	5,820
10 to 14 cows	253	154	2,868	1,844	1,803,163	1,204,888	251	102	544,974	169	379,201	3	2,710	18	6,813	249	2,936
15 to 19 cows	62		1,016		642,014		62	39	325,613	35	102,649	-----	-------	6	410	62	1,056
20 to 29 cows	24	6	515	130	319,187	116,567	24	15	148,420	13	49,620	-----	-------	3	281	24	560
30 to 49 cows	3	-----	97	-----	73,360	----------	3	3	64,395	1	2,043	-----	-------	-------	-------	3	99
Lake																	
Total	1,260	1,251	9,275	9,680	6,267,265	6,568,725	846	742	5,246,060	139	74,431	42	10,502	289	40,016	1,259	10,092
None	xxx	xxx	xxx	xxx	xxx	xxx	xxx	xxx	xxx	xxx	xxx	xxx	xxx	xxx	xxx	68	199
1 cow	267	298	267	410	126,537	218,506	20	14	4,717	6	925	4	335	102	8,551	223	279
2 cows	151		302		138,175		47	28	18,911	22	4,788	13	2,826	76	10,064	142	344
3 cows	66		198		92,828		36	22	25,964	17	4,235	4	490	22	2,910	63	214
4 cows	54	521	216	3,059	111,815	1,907,764	39	24	47,638	17	7,278	8	1,318	20	3,856	52	254
5 to 9 cows	324		2,208		1,349,255		308	264	1,026,804	64	39,280	10	3,248	50	8,931	318	2,389
10 to 14 cows	231	372	2,710	4,804	1,888,508	3,423,386	229	224	1,732,788	10	7,390	1	800	12	3,441	228	2,871
15 to 19 cows	99		1,624		1,192,458		99	99	1,104,467	-------	----------	1	1,335	3	1,915	98	1,755
20 to 29 cows	53	54	1,201	1,182	954,782	863,124	53	52	893,052	1	8,970	-----	-------	2	48	53	1,250
30 cows and over	15	6	549	225	412,907	155,945	15	15	391,719	2	1,565	1	150	2	300	14	537
La Porte																	
Total	1,897	1,835	11,783	11,159	6,969,796	6,524,606	1,532	954	4,858,864	602	339,211	85	27,823	433	72,550	1,883	13,177
None	xxx	xxx	xxx	xxx	xxx	xxx	xxx	xxx	xxx	xxx	xxx	xxx	xxx	xxx	xxx	50	187
1 cow	281	476	281	723	122,551	334,615	62	12	3,324	36	4,438	14	937	90	7,454	253	394
2 cows	248		496		222,954		147	37	25,607	98	21,903	22	3,806	83	10,640	241	567
3 cows	170		510		249,541		145	52	71,029	92	29,479	12	3,714	55	8,976	160	554
4 cows	187	1,017	748	5,554	347,438	3,045,192	176	75	116,956	104	46,893	13	1,812	59	7,981	183	868
5 to 9 cows	647		4,389		2,518,423		639	441	1,630,390	223	167,534	20	13,014	99	25,630	635	4,791
10 to 14 cows	235	299	2,713	3,739	1,730,779	2,324,082	234	215	1,434,769	30	37,421	4	4,540	33	9,895	233	3,012
15 to 19 cows	70		1,145		719,874		70	65	614,316	8	19,513	------	-------	10	1,210	70	1,168
20 to 29 cows	50	32	1,134	689	805,585	425,762	50	48	716,785	10	10,990	-----	-------	4	764	50	1,268
30 to 49 cows	6	10	198	353	136,564	263,955	6	6	133,724	------	----------	-----	-------	-------	-------	6	237
50 to 74 cows	3	------	169	-------	116,087	----------	3	3	111,964	1	1,040	-----	-------	------	-------	2	131
75 to 99 cows	-------	------	------	------	----------	----------	------	------	----------	------	----------	-----	-------	------	-------	------	-------
100 to 199 cows	-------	1	------	101	----------	131,000	------	------	----------	------	----------	-----	-------	------	-------	------	-------
Lawrence																	
Total	1,719	1,774	5,336	5,704	2,130,196	2,474,413	1,011	231	546,328	762	260,114	77	18,345	1,027	81,362	1,692	5,623
None	xxx	xxx	xxx	xxx	xxx	xxx	xxx	xxx	xxx	xxx	xxx	xxx	xxx	xxx	xxx	63	135
1 cow	656	1,058	656	1,474	242,660	609,990	181	54	7,677	101	9,185	30	1,738	419	23,580	594	749
2 cows	442		884		316,618		269	33	9,684	225	33,958	21	2,193	287	20,348	430	942
3 cows	191		573		197,041		155	19	8,347	132	31,170	9	1,782	110	9,733	183	579
4 cows	120	626	480	2,869	177,555	1,169,542	103	19	17,210	85	30,169	4	1,296	66	5,432	117	489
5 to 9 cows	225		1,405		546,184		218	53	98,516	180	100,722	8	2,300	109	10,449	220	1,405
10 to 14 cows	43	71	483	881	190,473	418,279	43	21	93,215	24	24,660	2	2,392	18	3,686	43	428
15 to 19 cows	26		441		234,385		26	20	170,876	9	10,565	2	2,184	12	3,054	26	448
20 to 29 cows	13	16	302	357	162,530	211,577	13	10	112,078	4	9,665	1	4,460	5	5,040	13	336
30 cows and over	3	3	112	123	62,750	65,025	3	2	30,725	2	10,020	-----	-------	1	40	3	114
Madison																	
Total	2,640	2,582	11,150	11,382	5,863,096	6,348,314	2,048	1,376	3,344,963	681	420,330	103	28,667	677	76,981	2,611	12,085
None	xxx	xxx	xxx	xxx	xxx	xxx	xxx	xxx	xxx	xxx	xxx	xxx	xxx	xxx	xxx	93	324
1 cow	583	896	583	1,370	313,840	712,600	178	67	22,151	93	12,871	26	1,762	268	21,575	512	781
2 cows	442		884		440,086		332	185	134,101	144	36,618	21	2,202	138	12,674	415	1,046
3 cows	348		1,044		526,996		316	200	247,143	121	48,310	12	1,866	79	8,973	335	1,097
4 cows	328	1,503	1,312	7,413	669,311	4,028,388	303	211	356,928	95	51,414	16	2,420	63	6,591	325	1,391
5 to 9 cows	753		4,769		2,393,311		734	559	1,532,597	193	168,710	20	7,048	99	13,670	745	4,870
10 to 14 cows	138	159	1,530	1,896	872,062	1,173,804	137	111	650,817	29	52,588	4	3,850	22	5,569	138	1,621
15 to 19 cows	25		403		221,496		25	24	160,705	1	5,500	1	19	2	29	25	373
20 to 29 cows	19	17	418	379	256,565	225,422	19	16	177,046	4	12,320	2	6,500	5	6,900	19	432
30 cows and over	4	7	207	324	169,429	208,100	4	3	63,475	1	31,999	1	3,000	1	3,000	4	200

TABLE 19.—COWS MILKED AND MILK PRODUCED, 1939 AND 1929; DAIRY PRODUCTS SOLD AND BUTTER CHURNED, 1939; AND COWS KEPT FOR MILK APR. 1, 1940; BY NUMBER OF COWS MILKED, BY COUNTIES—Continued

(For explanation and definitions, see text)

STATE OR COUNTY AND NUMBER OF COWS MILKED	COWS MILKED				MILK PRODUCED (GALLONS)		DAIRY PRODUCTS SOLD, 1939							BUTTER CHURNED ON FARMS, 1939		COWS KEPT MAINLY FOR MILK PRODUCTION, APR. 1, 1940	
	Farms reporting		Number					Whole milk sold		Cream sold		Butter sold					
	1939	1929	1939	1929	1939	1929	Farms reporting	Farms reporting	Gallons	Farms reporting	Pounds of butterfat	Farms reporting	Pounds	Farms reporting	Pounds	Farms reporting	Number
INDIANA—Contd.																	
Marion																	
Total	1,689	1,537	7,845	8,031	4,542,516	4,350,721	1,024	720	3,165,117	282	138,867	75	17,447	546	65,438	1,664	8,554
None	xxx	xxx	xxx	xxx	xxx	xxx	xxx	xxx	xxx	xxx	xxx	xxx	xxx	xxx	xxx	80	289
1 cow	590	579	590	827	323,483	404,472	103	39	13,307	42	5,258	25	2,170	276	25,289	522	652
2 cows	288		536		284,550		143	59	39,903	74	18,000	20	2,079	114	13,231	248	602
3 cows	167		501		257,641		139	90	114,362	48	16,835	10	1,307	48	5,245	157	515
4 cows	131	757	524	3,759	274,497	1,878,641	116	86	156,299	32	17,207	5	603	27	3,413	127	551
5 to 9 cows	365		2,397		1,300,786		345	278	932,076	71	59,192	10	4,305	58	8,398	354	2,402
10 to 14 cows	99	159	1,131	2,053	697,392	1,176,576	99	93	609,928	9	9,733	2	570	9	1,392	97	1,115
15 to 19 cows	34		565		366,983		34	32	325,805	3	2,172	1	1,000	7	2,074	34	603
20 to 29 cows	16	21	360	484	254,576	333,618	16	15	227,376	1	6,570	-----	-------	2	153	16	391
30 to 49 cows	22	15	768	542	501,798	359,143	22	21	463,711	1	900	2	5,413	4	6,043	22	858
50 to 74 cows	4	6	215	386	126,110	198,271	4	4	115,650	1	3,000	-----	-------	-----	-------	4	276
75 to 99 cows	3	-----	258	-----	174,700	-------	3	3	166,700	-----	-------	-----	-------	1	200	3	320
Marshall																	
Total	2,209	2,149	14,916	11,653	8,000,293	6,456,682	2,031	1,077	5,068,296	1,008	776,058	18	5,201	255	27,010	2,225	16,503
None	xxx	xxx	xxx	xxx	xxx	xxx	xxx	xxx	xxx	xxx	xxx	xxx	xxx	xxx	xxx	48	206
1 cow	168	527	168	846	76,357	405,078	52	11	3,990	40	4,851	2	205	43	3,537	159	215
2 cows	218		436		169,749		174	42	29,394	131	29,048	5	569	40	3,661	212	519
3 cows	228		684		313,996		218	82	99,459	139	58,648	-----	-------	35	3,006	227	873
4 cows	231	1,339	924	6,859	413,265	3,644,070	229	94	161,349	138	68,182	2	1,100	29	3,168	229	1,040
5 to 9 cows	912		6,080		3,023,415		906	476	1,514,222	449	424,532	4	982	87	9,337	903	6,634
10 to 14 cows	301	245	3,452	2,937	1,879,141	1,806,210	301	234	1,374,274	87	139,116	2	2,200	16	3,714	297	3,651
15 to 19 cows	79		1,300		830,861		79	68	710,414	14	29,502	1	70	1	204	78	1,401
20 to 29 cows	57	31	1,304	690	868,316	384,137	57	56	807,021	6	5,922	2	75	3	227	57	1,387
30 cows and over	15	9	568	321	425,193	217,187	15	14	368,173	4	16,277	-----	-------	1	156	15	577
Martin																	
Total	1,008	985	3,057	3,489	985,518	1,196,063	570	30	63,737	539	142,242	15	1,296	718	43,227	958	3,078
None	xxx	xxx	xxx	xxx	xxx	xxx	xxx	xxx	xxx	xxx	xxx	xxx	xxx	xxx	xxx	20	38
1 cow	330	457	330	704	104,396	237,987	71	3	500	63	4,761	6	305	216	10,171	289	363
2 cows	259		518		163,554		135	4	470	130	15,591	5	437	199	11,505	245	540
3 cows	124		372		121,096		90	3	652	87	15,169	1	52	93	6,172	121	383
4 cows	105	495	420	2,348	133,887	790,869	97	4	4,300	93	25,105	-----	-------	75	4,751	103	415
5 to 9 cows	155		958		299,219		143	7	6,360	138	57,520	3	502	111	8,225	147	916
10 to 14 cows	25	30	269	361	90,876	130,907	24	6	20,975	21	13,109	-----	-------	18	1,895	23	230
15 to 19 cows	5		82		25,700		5	2	12,300	3	3,432	-----	-------	2	75	5	81
20 to 29 cows	5	2	108	46	46,790	19,800	5	1	18,180	4	7,555	-----	-------	4	433	5	112
30 to 49 cows	-----	1	-----	30	-------	16,500	-----	-----	-------	-----	-------	-----	-------	-----	-------	-----	-----
Miami																	
Total	1,742	1,879	9,176	8,183	4,642,703	4,241,454	1,570	921	2,761,862	701	385,155	21	6,190	269	28,647	1,762	9,962
None	xxx	xxx	xxx	xxx	xxx	xxx	xxx	xxx	xxx	xxx	xxx	xxx	xxx	xxx	xxx	63	288
1 cow	204	573	204	898	94,991	460,252	78	21	7,910	53	5,908	4	380	44	3,394	190	288
2 cows	227		454		206,046		199	91	65,113	108	25,509	4	517	42	3,232	214	485
3 cows	230		690		326,736		220	88	106,499	135	48,497	4	890	47	5,346	223	744
4 cows	240	1,184	960	5,686	485,002	2,902,721	235	134	237,403	104	56,099	-----	-------	28	2,178	238	1,066
5 to 9 cows	636		4,071		2,000,455		634	413	1,101,113	258	194,674	7	3,003	84	10,067	630	4,242
10 to 14 cows	145	108	1,637	1,289	849,398	701,357	144	117	632,053	35	46,628	1	100	17	1,976	144	1,642
15 to 19 cows	35		567		314,207		35	32	270,048	6	6,940	1	1,300	5	2,104	35	561
20 to 29 cows	21	13	464	274	284,768	152,124	21	21	270,723	2	900	-----	-------	1	100	21	513
30 to 49 cows	4	1	129	36	81,100	25,000	4	4	71,000	-----	-------	-----	-------	1	250	4	133
Monroe																	
Total	1,627	1,542	5,027	4,934	2,123,936	1,904,986	686	319	909,842	373	145,317	30	2,393	745	48,420	1,633	5,439
None	xxx	xxx	xxx	xxx	xxx	xxx	xxx	xxx	xxx	xxx	xxx	xxx	xxx	xxx	xxx	49	203
1 cow	702	888	702	1,264	271,611	506,303	81	24	4,749	44	4,283	15	629	369	20,699	678	787
2 cows	326		652		241,123		129	31	18,732	97	19,665	6	588	166	11,614	317	745
3 cows	165		495		177,603		87	27	22,470	59	15,304	4	456	70	5,679	161	507
4 cows	127	580	508	2,600	202,503	928,633	103	39	44,370	68	30,824	2	202	52	4,062	125	503
5 to 9 cows	223		1,430		609,650		202	119	293,224	94	58,608	-----	-------	69	4,521	220	1,499
10 to 14 cows	52	64	595	802	272,063	324,205	52	47	227,798	6	9,268	1	150	11	735	51	614
15 to 19 cows	18		293		138,991		18	18	124,295	2	1,500	1	350	4	685	18	266
20 to 29 cows	11	6	242	143	139,130	69,915	11	11	115,720	2	3,565	-----	-------	2	250	11	213
30 to 49 cows	3	4	110	125	71,262	75,930	3	3	58,484	1	2,300	1	18	2	175	3	102
Montgomery																	
Total	2,147	2,207	8,876	8,906	4,217,592	3,979,876	1,741	963	2,426,317	816	296,277	44	9,723	666	63,839	2,137	9,595
None	xxx	xxx	xxx	xxx	xxx	xxx	xxx	xxx	xxx	xxx	xxx	xxx	xxx	xxx	xxx	59	210
1 cow	387	802	387	1,288	181,377	582,756	132	30	9,530	104	10,781	4	236	148	9,961	347	544
2 cows	487		874		398,904		340	104	66,662	236	49,060	12	1,636	176	15,480	423	1,057
3 cows	340		1,020		451,534		311	154	167,576	163	50,452	8	1,878	111	11,846	335	1,093
4 cows	288	1,291	1,152	6,057	499,672	2,679,143	271	155	231,839	127	47,763	8	1,340	82	7,665	284	1,210
5 to 9 cows	558		3,491		1,631,744		551	400	1,064,358	165	115,725	10	1,833	125	14,195	553	3,557
10 to 14 cows	93	105	1,051	1,296	497,839	583,702	92	77	385,255	18	19,069	2	2,800	21	4,532	93	968
15 to 19 cows	23		378		207,453		23	22	185,676	3	3,427	-----	-------	2	150	23	427
20 to 29 cows	17	10	403	225	248,769	117,800	17	17	217,021	-----	-------	-----	-------	-----	-------	16	396
30 cows and over	4	1	140	40	100,300	16,475	4	4	98,400	-----	-------	-----	-------	1	10	4	153

TABLE 19.—COWS MILKED AND MILK PRODUCED, 1939 AND 1929; DAIRY PRODUCTS SOLD AND BUTTER CHURNED, 1939; AND COWS KEPT FOR MILK APR. 1, 1940; BY NUMBER OF COWS MILKED, BY COUNTIES—Continued

(For explanation and definitions, see text)

STATE OR COUNTY AND NUMBER OF COWS MILKED	COWS MILKED				MILK PRODUCED (GALLONS)		DAIRY PRODUCTS SOLD, 1939							BUTTER CHURNED ON FARMS, 1939		COWS KEPT MAINLY FOR MILK PRODUCTION, APR. 1, 1940	
	Farms reporting		Number					Whole milk sold		Cream sold		Butter sold					
	1939	1929	1939	1929	1939	1929	Farms reporting	Farms reporting	Gallons	Farms reporting	Pounds of butterfat	Farms reporting	Pounds	Farms reporting	Pounds	Farms reporting	Number
INDIANA—Contd.																	
Morgan																	
Total	1,730	1,617	6,121	6,074	2,892,812	2,594,145	1,077	517	1,591,131	556	166,659	24	3,844	789	57,536	1,706	6,624
None	xxx	xxx	xxx	xxx	xxx	xxx	xxx	xxx	xxx	xxx	xxx	xxx	xxx	xxx	xxx	44	117
1 cow	532	809	532	1,196	232,312	474,365	94	9	2,605	77	6,658	8	709	288	17,918	484	697
2 cows	414		828		350,269		239	49	33,970	181	32,732	11	1,100	220	18,248	403	927
3 cows	190		570		241,352		163	46	51,344	118	31,502	3	1,260	97	7,851	187	600
4 cows	175	705	700	3,302	315,933	1,376,425	165	93	148,547	77	27,025	1	615	66	4,407	173	717
5 to 9 cows	313		2,021		948,345		310	228	670,525	87	46,470	1	160	92	6,729	309	2,067
10 to 14 cows	67	82	740	1,027	349,781	451,204	67	54	272,704	14	16,822	-----	-------	18	1,759	67	739
15 to 19 cows	24		388		239,072		24	23	205,926	2	5,450	-----	-------	4	417	24	429
20 to 29 cows	15	17	342	375	215,748	197,419	15	15	205,510	-----	-------	-----	-------	4	227	15	331
30 to 49 cows	-------	2	------	68	----------	34,400	------	-----	---------	-----	-------	-----	-------	------	-------	------	-------
50 to 74 cows	-------	2	------	106	----------	60,332	------	-----	---------	-----	-------	-----	-------	------	-------	------	-------
Newton																	
Total	873	901	4,810	4,279	2,606,184	2,343,584	655	284	1,332,451	380	250,755	9	3,393	259	30,114	879	5,456
None	xxx	xxx	xxx	xxx	xxx	xxx	xxx	xxx	xxx	xxx	xxx	xxx	xxx	xxx	xxx	33	177
1 cow	113	230	113	377	49,972	198,873	14	5	546	9	1,093	1	48	33	2,717	97	169
2 cows	133		266		123,661		66	14	11,195	52	12,926	2	170	50	5,182	132	340
3 cows	96		288		132,928		72	17	16,977	56	19,192	1	26	33	3,115	94	354
4 cows	123	604	492	2,950	243,054	1,620,493	107	28	44,851	81	39,707	2	400	42	4,673	119	528
5 to 9 cows	271		1,730		877,194		259	119	388,352	140	104,487	3	2,749	75	11,266	267	1,839
10 to 14 cows	89	58	986	726	569,594	392,672	89	58	362,789	34	48,331	-----	-------	21	2,386	89	1,041
15 to 19 cows	29		470		309,620		29	25	264,635	4	9,899	-----	-------	3	550	29	548
20 to 29 cows	14	7	290	149	180,581	82,546	14	13	131,356	4	15,120	-----	-------	2	225	14	295
30 to 49 cows	5	2	175	77	119,580	49,000	5	5	111,750	-----	---------	-----	-------	------	-------	5	167
Noble																	
Total	1,967	1,971	11,711	9,544	6,301,619	4,847,215	1,853	557	1,984,858	1,320	1,267,071	13	9,551	151	23,911	1,967	12,471
None	xxx	xxx	xxx	xxx	xxx	xxx	xxx	xxx	xxx	xxx	xxx	xxx	xxx	xxx	xxx	33	147
1 cow	132	489	132	782	65,928	376,241	54	8	2,893	45	6,347	1	200	24	1,678	121	182
2 cows	181		362		177,770		139	27	20,350	131	39,580	2	175	16	1,542	172	427
3 cows	204		612		318,648		200	53	63,346	149	69,709	1	8	18	1,794	197	681
4 cows	277	1,324	1,108	6,747	563,599	3,348,415	275	74	129,098	202	125,821	1	150	19	1,579	276	1,201
5 to 9 cows	893		5,793		3,066,827		885	259	786,971	637	684,947	4	1,498	51	6,768	890	6,127
10 to 14 cows	210	150	2,350	1,811	1,275,112	1,018,554	210	86	454,178	130	250,971	3	4,400	19	6,848	208	2,337
15 to 19 cows	47		774		466,882		47	31	259,647	21	65,133	-----	-------	3	582	47	789
20 to 29 cows	19	7	413	174	248,173	98,005	19	16	192,125	3	11,230	1	3,120	1	3,120	19	419
30 cows and over	4	1	167	30	118,680	6,000	4	3	76,250	2	13,333	-----	-------	------	-------	4	161
Ohio																	
Total	435	516	3,136	2,993	1,248,205	1,546,776	427	178	624,348	253	177,381	-----	-------	48	3,045	440	3,218
None	xxx	xxx	xxx	xxx	xxx	xxx	xxx	xxx	xxx	xxx	xxx	xxx	xxx	xxx	xxx	6	35
1 cow	26	114	26	171	11,180	86,875	20	5	1,786	15	1,675	-----	-------	5	200	26	26
2 cows	31		62		24,770		30	11	8,800	19	4,070	-----	-------	3	125	31	62
3 cows	31		93		31,990		31	2	800	29	9,871	-----	-------	6	290	31	92
4 cows	52	316	208	1,786	80,190	916,348	52	8	11,900	44	23,945	-----	-------	6	380	52	208
5 to 9 cows	184		1,264		501,460		183	73	188,307	112	90,425	-----	-------	18	1,250	184	1,288
10 to 14 cows	84	80	962	896	379,815	464,053	84	54	220,305	31	44,195	-----	-------	7	500	83	977
15 to 19 cows	18		286		112,100		18	16	91,100	3	3,200	-----	-------	2	225	18	295
20 to 29 cows	6	5	137	105	59,700	61,500	6	6	57,750	-----	---------	-----	-------	1	75	6	137
30 to 49 cows	3	1	98	35	47,000	18,000	3	3	43,600	-----	---------	-----	-------	------	-------	3	98
Orange																	
Total	1,628	1,520	5,847	6,204	2,200,976	2,722,514	1,142	283	784,093	860	324,753	26	2,143	815	47,933	1,604	6,287
None	xxx	xxx	xxx	xxx	xxx	xxx	xxx	xxx	xxx	xxx	xxx	xxx	xxx	xxx	xxx	54	120
1 cow	510	700	510	1,062	177,082	439,775	169	8	1,811	154	13,625	10	662	309	18,070	462	687
2 cows	356		712		239,920		253	29	13,883	223	34,284	8	666	203	11,916	338	756
3 cows	201		603		205,501		179	24	18,213	155	42,401	2	160	93	5,157	196	667
4 cows	173	712	692	3,404	232,913	1,383,205	164	48	52,582	116	49,742	4	570	75	4,333	169	751
5 to 9 cows	300		1,889		661,143		289	116	226,843	178	114,365	1	50	110	6,936	298	1,903
10 to 14 cows	58	85	648	1,069	255,551	510,668	58	36	149,485	23	26,897	1	35	17	980	57	679
15 to 19 cows	16		265		129,370		16	11	79,506	6	13,392	-----	-------	5	337	16	270
20 to 29 cows	8	16	194	352	111,196	191,457	8	5	64,070	3	14,214	-----	-------	2	104	8	197
30 cows and over	6	7	354	317	188,300	197,409	6	6	177,700	2	15,833	-----	-------	1	100	6	257
Owen																	
Total	1,389	1,380	4,051	4,190	1,562,768	1,773,014	918	111	126,493	825	249,650	25	2,133	943	65,651	1,360	4,601
None	xxx	xxx	xxx	xxx	xxx	xxx	xxx	xxx	xxx	xxx	xxx	xxx	xxx	xxx	xxx	39	92
1 cow	386	702	386	1,065	156,606	475,080	107	7	1,198	99	9,313	7	331	240	14,367	351	567
2 cows	371		742		287,774		243	25	8,590	223	36,887	5	392	249	15,584	352	879
3 cows	232		696		262,639		190	15	10,063	177	46,061	8	1,052	163	12,214	228	774
4 cows	164	651	656	2,765	249,018	1,151,409	153	14	9,933	141	47,187	4	258	117	8,724	158	677
5 to 9 cows	212		1,289		474,824		201	38	60,608	172	87,526	-----	-------	162	13,574	209	1,364
10 to 14 cows	21	27	226	360	93,660	146,525	21	10	24,099	12	16,436	1	100	11	1,108	20	209
15 cows and over	3		56		38,247		3	2	12,002	1	6,240	-----	-------	1	80	3	39
Parke																	
Total	1,705	1,610	6,294	6,233	2,915,014	2,757,635	1,353	501	1,271,842	872	334,380	52	10,134	926	74,382	1,684	6,599
None	xxx	xxx	xxx	xxx	xxx	xxx	xxx	xxx	xxx	xxx	xxx	xxx	xxx	xxx	xxx	38	123
1 cow	377	652	377	1,026	162,885	476,814	139	10	3,180	118	11,988	15	1,430	228	14,490	341	435
2 cows	394		788		323,453		304	69	46,571	231	47,393	14	2,664	230	17,983	389	862
3 cows	263		789		343,165		250	78	100,756	179	53,879	5	1,107	140	11,370	260	836
4 cows	209	876	836	4,075	355,414	1,762,477	202	85	127,461	123	49,049	7	984	107	8,738	202	854
5 to 9 cows	376		2,358		1,068,450		372	192	500,346	193	135,279	9	2,799	188	17,968	370	2,365
10 to 14 cows	65	75	718	921	379,942	425,814	65	48	232,173	25	32,532	2	1,150	27	3,363	64	711
15 to 19 cows	12		196		110,430		12	10	95,145	2	5,895	-----	-------	6	470	12	207
20 cows and over	9	7	232	211	171,275	92,530	9	9	166,210	1	365	-----	-------	------	-------	8	206

TABLE 19.—COWS MILKED AND MILK PRODUCED, 1939 AND 1929; DAIRY PRODUCTS SOLD AND BUTTER CHURNED, 1939; AND COWS KEPT FOR MILK APR. 1, 1940; BY NUMBER OF COWS MILKED, BY COUNTIES—Continued

(For explanation and definitions, see text)

STATE OR COUNTY AND NUMBER OF COWS MILKED	COWS MILKED				MILK PRODUCED (GALLONS)		DAIRY PRODUCTS SOLD, 1939							BUTTER CHURNED ON FARMS, 1939		COWS KEPT MAINLY FOR MILK PRODUCTION, APR. 1, 1940	
	Farms reporting		Number					Whole milk sold		Cream sold		Butter sold					
	1939	1929	1939	1929	1939	1929	Farms reporting	Farms reporting	Gallons	Farms reporting	Pounds of butterfat	Farms reporting	Pounds	Farms reporting	Pounds	Farms reporting	Number
INDIANA—Contd.																	
Perry																	
Total	1,308	1,328	3,630	3,679	1,378,817	1,508,130	849	54	125,359	775	233,265	54	5,987	980	66,030	1,289	3,761
None	xxx	xxx	xxx	xxx	xxx	xxx	xxx	xxx	xxx	xxx	xxx	xxx	xxx	xxx	xxx	29	60
1 cow	395	744	395	1,105	158,556	453,851	89	1	350	75	6,991	17	912	269	15,645	369	447
2 cows	344		688		247,780		240	8	2,272	220	32,702	21	2,185	256	18,761	331	726
3 cows	223		669		237,811		190	8	3,216	181	44,125	10	446	183	10,774	222	704
4 cows	164	570	656	2,413	230,640	946,082	155	10	9,993	148	48,011	2	824	131	7,921	158	649
5 to 9 cows	159		956		366,980		152	14	36,000	137	86,631	4	1,620	127	11,444	157	916
10 to 14 cows	20	14	215	161	104,200	108,197	20	11	52,128	13	10,605	----	----	13	1,381	20	204
15 to 19 cows	3		51		32,850		3	2	21,400	1	4,200	----	----	1	104	3	55
Pike																	
Total	1,251	1,393	2,974	3,014	1,070,090	1,175,673	899	59	65,879	846	196,776	31	2,780	762	47,635	1,256	3,181
None	xxx	xxx	xxx	xxx	xxx	xxx	xxx	xxx	xxx	xxx	xxx	xxx	xxx	xxx	xxx	35	55
1 cow	454	1,013	454	1,425	187,497	558,433	243	10	1,266	228	23,062	11	675	238	13,923	435	519
2 cows	394		788		286,528		300	15	4,072	286	53,054	11	714	261	16,032	387	802
3 cows	185		555		187,510		155	10	5,995	149	37,909	5	218	110	7,214	183	566
4 cows	94	371	376	1,486	118,453	571,640	85	3	2,300	82	27,119	2	510	67	4,353	92	399
5 to 9 cows	114		687		241,032		106	18	37,226	92	47,159	2	663	79	5,712	114	722
10 cows and over	10	9	114	103	49,070	45,600	10	3	15,020	9	8,473	----	----	7	401	10	118
Porter																	
Total	1,389	1,429	10,587	10,575	6,718,844	6,782,152	1,040	733	5,340,056	307	177,509	67	21,037	379	56,884	1,401	11,302
None	xxx	xxx	xxx	xxx	xxx	xxx	xxx	xxx	xxx	xxx	xxx	xxx	xxx	xxx	xxx	51	342
1 cow	237	389	237	572	118,197	281,640	46	30	9,716	15	1,458	6	596	85	6,338	219	284
2 cows	176		352		160,456		78	20	11,671	49	11,200	17	2,108	89	10,327	169	383
3 cows	83		249		115,773		58	17	17,760	41	14,301	6	1,295	38	5,740	80	290
4 cows	92	600	368	3,326	185,110	1,884,992	78	24	35,314	50	26,347	11	2,499	38	6,353	89	394
5 to 9 cows	348		2,366		1,366,657		328	215	867,856	117	79,435	21	10,889	82	20,416	343	2,428
10 to 14 cows	243	361	2,831	4,663	1,865,317	3,334,415	242	222	1,662,011	26	25,652	5	3,150	35	6,265	242	2,922
15 to 19 cows	125		2,091		1,443,866		125	121	1,351,588	8	11,516	----	----	8	878	125	2,160
20 to 29 cows	72	62	1,650	1,401	1,185,554	955,255	72	71	1,113,641	1	7,600	1	500	4	567	70	1,643
30 to 49 cows	13	16	443	559	277,914	302,850	13	13	270,499	----	----	----	----	----	----	13	456
50 to 74 cows	----	1	----	54	----	23,000	----	----	----	----	----	----	----	----	----	----	----
Posey																	
Total	1,358	1,436	3,732	3,958	1,881,540	1,781,519	956	279	810,209	640	185,734	69	20,295	740	59,382	1,342	4,189
None	xxx	xxx	xxx	xxx	xxx	xxx	xxx	xxx	xxx	xxx	xxx	xxx	xxx	xxx	xxx	14	38
1 cow	467	809	467	1,184	182,135	528,649	171	16	4,296	144	15,207	14	867	284	15,564	446	547
2 cows	356		712		315,927		276	33	28,787	228	49,650	20	3,681	227	16,793	347	794
3 cows	193		579		270,629		176	31	46,315	136	48,010	18	3,922	103	8,986	193	653
4 cows	148	606	592	2,483	299,471	1,120,450	142	52	109,534	88	40,133	9	2,806	63	4,772	148	657
5 to 9 cows	171		1,032		565,662		168	125	404,646	43	29,134	6	4,769	56	8,271	171	1,132
10 to 14 cows	14	18	160	220	111,600	101,395	14	14	102,580	----	----	1	50	5	336	14	165
15 to 19 cows	6		102		64,856		6	5	42,181	1	3,600	1	4,200	2	4,660	6	107
20 cows and over	3	3	88	71	73,260	31,025	3	3	71,870	----	----	----	----	----	----	3	96
Pulaski																	
Total	1,441	1,330	8,740	6,826	4,594,112	3,569,951	1,208	545	1,910,444	888	666,827	15	2,037	407	36,369	1,448	9,774
None	xxx	xxx	xxx	xxx	xxx	xxx	xxx	xxx	xxx	xxx	xxx	xxx	xxx	xxx	xxx	41	209
1 cow	164	382	164	602	75,677	263,320	40	4	653	37	5,938	1	36	61	4,234	148	253
2 cows	193		386		157,627		125	14	9,560	109	23,551	5	292	71	5,777	185	441
3 cows	162		486		202,490		138	17	16,174	120	41,818	3	180	64	5,534	162	585
4 cows	166	788	664	4,014	318,044	1,954,347	156	24	36,896	132	68,284	2	800	47	4,762	163	740
5 to 9 cows	515		3,312		1,631,732		508	145	418,922	378	320,785	4	729	127	12,043	510	3,504
10 to 14 cows	150	143	1,725	1,769	915,821	1,060,434	150	73	441,556	84	122,939	----	----	33	3,744	148	1,867
15 to 19 cows	39		638		392,758		39	23	215,317	16	48,021	----	----	2	67	39	665
20 to 29 cows	42	12	973	264	624,357	179,250	42	35	507,507	10	34,345	----	----	1	104	42	1,100
30 to 49 cows	7	5	233	177	160,496	112,600	7	7	151,546	1	1,104	----	----	1	104	7	256
50 to 74 cows	3	----	159	----	115,110	----	3	3	112,513	1	42	----	----	----	----	3	154
Putnam																	
Total	2,091	1,898	6,965	6,810	2,857,751	2,739,407	1,334	436	1,159,610	909	295,165	42	4,282	1,042	65,187	2,020	7,622
None	xxx	xxx	xxx	xxx	xxx	xxx	xxx	xxx	xxx	xxx	xxx	xxx	xxx	xxx	xxx	30	101
1 cow	614	915	614	1,408	242,882	568,920	128	10	3,472	110	10,475	10	617	364	18,493	553	838
2 cows	532		1,064		384,440		333	49	26,436	280	49,253	10	876	304	17,603	509	1,209
3 cows	263		789		293,302		225	52	48,725	174	50,528	3	135	121	8,013	258	871
4 cows	225	888	900	4,048	344,467	1,599,468	203	58	81,103	149	64,100	7	839	91	7,821	221	979
5 to 9 cows	362		2,238		835,751		350	185	439,413	175	94,114	9	1,225	133	11,454	356	2,244
10 to 14 cows	63	83	711	994	325,721	391,153	63	52	246,766	17	16,225	3	590	22	1,473	61	731
15 to 19 cows	24		392		181,790		24	22	157,470	2	4,324	----	----	7	330	24	374
20 to 29 cows	5	8	108	173	49,760	83,600	5	5	46,920	1	294	----	----	----	----	5	118
30 cows and over	3	4	149	187	139,638	96,266	3	3	109,305	1	5,852	----	----	----	----	3	157
Randolph																	
Total	2,556	2,541	11,855	9,984	6,835,685	4,965,370	2,328	1,170	3,201,200	1,235	794,978	35	9,189	432	40,183	2,538	12,942
None	xxx	xxx	xxx	xxx	xxx	xxx	xxx	xxx	xxx	xxx	xxx	xxx	xxx	xxx	xxx	67	195
1 cow	278	830	278	1,369	142,905	621,719	111	24	8,181	86	10,133	4	192	52	3,371	252	365
2 cows	372		744		396,403		339	120	103,208	222	56,134	3	693	76	6,071	354	850
3 cows	402		1,206		689,158		397	172	247,409	228	102,777	10	3,119	71	8,029	387	1,333
4 cows	431	1,617	1,724	7,409	973,840	3,592,549	423	236	451,619	202	115,515	7	1,768	62	4,627	423	1,905
5 to 9 cows	910		5,689		3,244,932		896	502	1,506,151	436	400,583	8	2,707	149	14,295	895	5,927
10 to 14 cows	121	83	1,346	966	780,762	569,256	120	78	421,505	52	79,030	2	510	18	2,953	119	1,439
15 to 19 cows	23		378		254,796		23	22	186,880	5	8,233	1	400	3	577	22	382
20 to 29 cows	14	11	323	240	237,975	181,846	14	13	216,895	1	3,600	----	----	----	----	14	406
30 to 49 cows	5	----	167	----	134,916	----	5	3	59,352	3	18,973	----	----	1	260	5	140

TABLE 19.—COWS MILKED AND MILK PRODUCED, 1939 AND 1929; DAIRY PRODUCTS SOLD AND BUTTER CHURNED, 1939; AND COWS KEPT FOR MILK APR. 1, 1940; BY NUMBER OF COWS MILKED, BY COUNTIES—Continued

(For explanation and definitions, see text)

STATE OR COUNTY AND NUMBER OF COWS MILKED	COWS MILKED				MILK PRODUCED (GALLONS)		DAIRY PRODUCTS SOLD, 1939						BUTTER CHURNED ON FARMS, 1939		COWS KEPT MAINLY FOR MILK PRODUCTION, APR. 1, 1940	
	Farms reporting		Number					Whole milk sold		Cream sold		Butter sold				
	1939	1929	1939	1929	1939	1929	Farms reporting	Farms reporting	Gallons	Farms reporting	Pounds of butterfat	Farms reporting	Pounds	Farms reporting	Pounds	Farms reporting	Number
INDIANA—Contd.																	
Ripley																	
Total	2,266	2,254	9,164	9,180	3,558,725	3,837,211	1,913	375	832,766	1,537	693,186	71	11,512	995	86,526	2,238	9,823
None	xxx	xxx	xxx	xxx	xxx	xxx	xxx	xxx	xxx	xxx	xxx	xxx	xxx	xxx	xxx	45	151
1 cow	412	751	412	1,172	139,324	460,650	163	23	3,717	117	11,145	26	2,591	166	12,188	374	529
2 cows	415		830		283,159		346	31	12,199	309	61,595	12	945	179	12,070	399	926
3 cows	337		1,011		359,516		314	42	28,879	269	82,558	9	1,100	143	13,229	332	1,114
4 cows	338	1,407	1,352	6,760	481,294	2,765,109	331	52	52,293	282	115,159	10	1,009	149	12,086	334	1,449
5 to 9 cows	655		4,159		1,620,184		650	166	367,457	504	342,701	13	4,567	321	31,716	645	4,206
10 to 14 cows	89	90	1,011	1,039	481,397	483,787	89	47	228,288	50	68,728	1	1,300	31	4,708	89	1,046
15 to 19 cows	11		185		88,401		11	7	61,103	4	5,200	-----	-------	3	350	11	200
20 cows and over	9	6	204	209	105,450	127,665	9	7	78,830	2	6,100	-----	-------	3	179	9	202
Rush																	
Total	1,635	1,732	6,352	6,399	3,021,451	3,378,753	1,384	635	1,316,573	767	329,615	51	10,580	743	71,801	1,638	6,686
None	xxx	xxx	xxx	xxx	xxx	xxx	xxx	xxx	xxx	xxx	xxx	xxx	xxx	xxx	xxx	29	73
1 cow	226	633	226	1,044	104,981	568,831	93	16	5,300	69	8,328	11	729	112	8,143	216	322
2 cows	360		720		310,050		294	86	55,969	205	42,732	11	1,002	197	15,352	354	807
3 cows	320		960		415,167		295	122	114,973	176	58,976	7	885	155	13,724	315	1,010
4 cows	264	1,042	1,056	4,633	477,986	2,408,693	246	121	173,687	131	57,172	6	2,430	107	12,994	262	1,103
5 to 9 cows	403		2,482		1,186,761		394	242	595,637	167	124,676	13	4,471	152	17,720	400	2,469
10 to 14 cows	42	55	478	666	245,592	367,445	42	32	168,717	12	19,576	1	115	12	1,731	42	479
15 to 19 cows	11		178		92,962		11	8	66,085	3	7,700	-----	-------	3	508	11	190
20 to 29 cows	6	1	136	21	96,942	12,000	6	6	78,257	3	1,455	2	948	4	1,369	6	137
30 cows and over	3	1	116	35	91,010	21,784	3	2	57,948	1	9,000	-----	-------	1	260	3	96
St. Joseph																	
Total	1,916	1,727	11,318	9,620	6,809,691	5,476,703	1,422	1,080	5,239,632	376	231,958	51	10,896	290	37,262	1,918	12,169
None	xxx	xxx	xxx	xxx	xxx	xxx	xxx	xxx	xxx	xxx	xxx	xxx	xxx	xxx	xxx	62	210
1 cow	394	498	394	736	167,568	325,599	47	17	3,176	16	2,459	17	1,248	132	10,760	355	473
2 cows	223		446		199,386		126	62	35,207	63	13,547	14	1,992	65	9,744	211	503
3 cows	188		564		275,822		152	86	104,629	65	24,517	11	1,722	35	5,350	185	637
4 cows	137	965	548	5,229	277,156	2,896,962	130	80	139,056	55	29,338	1	40	9	1,066	136	616
5 to 9 cows	618		4,186		2,437,600		611	498	1,815,867	143	122,182	6	4,209	31	7,249	614	4,410
10 to 14 cows	245	243	2,848	3,029	1,833,319	1,818,637	245	229	1,608,937	23	29,718	1	125	13	1,317	245	2,939
15 to 19 cows	71		1,162		767,175		71	68	709,160	10	9,922	1	1,560	5	1,776	70	1,134
20 to 29 cows	25	15	546	320	400,240	181,845	25	25	389,020	------	----------	-----	-------	------	---------	25	582
30 to 49 cows	12	4	400	148	262,070	111,315	12	12	247,355	1	275	-----	-------	------	---------	12	449
50 cows and over	3	2	224	158	189,355	142,325	3	3	187,225	------	----------	-----	-------	------	---------	3	216
Scott																	
Total	790	744	2,326	2,089	988,537	903,461	636	80	184,059	555	202,506	25	2,347	417	38,445	795	2,480
None	xxx	xxx	xxx	xxx	xxx	xxx	xxx	xxx	xxx	xxx	xxx	xxx	xxx	xxx	xxx	22	42
1 cow	218	431	218	639	100,305	267,827	96	7	1,530	81	8,489	13	1,192	122	13,595	204	270
2 cows	224		448		203,739		199	8	3,740	190	46,903	6	725	138	12,107	223	465
3 cows	120		360		142,275		116	12	13,356	106	34,259	2	190	55	4,711	119	372
4 cows	95	303	380	1,316	148,948	556,746	92	5	5,525	89	41,204	1	50	59	4,172	95	395
5 to 9 cows	114		681		277,852		114	37	87,890	81	57,641	3	190	37	3,083	113	710
10 to 14 cows	14	9	159	108	73,913	64,935	14	8	47,913	6	8,480	-----	-------	5	412	14	147
15 to 19 cows	5		80		41,505		5	3	24,105	2	5,530	-----	-------	1	365	5	79
20 to 29 cows	------	1	------	26	----------	13,953	------	------	----------	------	----------	-----	-------	------	---------	------	-------
Shelby																	
Total	2,038	2,098	10,020	9,548	5,005,844	4,417,058	1,796	1,213	3,427,787	605	309,169	49	7,372	433	37,100	2,031	10,552
None	xxx	xxx	xxx	xxx	xxx	xxx	xxx	xxx	xxx	xxx	xxx	xxx	xxx	xxx	xxx	32	108
1 cow	249	573	249	903	113,258	441,030	94	29	12,272	58	5,708	10	783	90	6,235	232	320
2 cows	294		588		262,716		233	110	91,999	117	29,856	10	1,171	83	6,417	285	651
3 cows	279		837		374,082		265	144	178,844	123	42,575	10	1,791	67	6,528	278	892
4 cows	299	1,375	1,196	6,672	560,014	3,050,909	290	197	320,217	101	51,156	3	525	60	4,798	299	1,269
5 to 9 cows	728		4,637		2,271,219		725	563	1,604,095	183	140,986	15	3,050	110	11,135	721	4,776
10 to 14 cows	143	132	1,593	1,566	857,890	745,417	143	125	699,942	19	32,621	1	52	18	1,631	140	1,617
15 to 19 cows	28		458		265,691		28	27	231,393	4	6,267	-----	-------	3	204	27	452
20 to 29 cows	15	17	352	374	213,615	159,582	15	15	203,525	------	----------	-----	-------	1	100	14	345
30 to 49 cows	3	1	110	33	87,359	20,120	3	3	85,500	------	----------	-----	-------	1	52	3	122
Spencer																	
Total	1,663	1,771	5,582	5,496	2,216,331	2,577,970	1,278	235	473,069	1,027	385,744	63	9,027	982	68,166	1,649	6,258
None	xxx	xxx	xxx	xxx	xxx	xxx	xxx	xxx	xxx	xxx	xxx	xxx	xxx	xxx	xxx	31	71
1 cow	417	935	417	1,342	160,203	586,243	139	13	3,243	110	9,124	22	1,400	302	17,833	389	522
2 cows	382		764		268,440		303	31	15,229	271	46,641	8	617	234	14,642	373	886
3 cows	254		762		277,951		239	31	28,141	206	58,924	13	529	132	8,056	250	876
4 cows	237	788	948	3,541	356,127	1,621,810	230	41	50,699	186	71,948	5	987	119	9,809	236	1,041
5 to 9 cows	328		2,020		796,836		322	95	196,868	231	146,325	14	4,494	176	14,884	325	2,184
10 to 14 cows	31	43	340	495	158,749	311,197	31	15	60,249	17	27,538	1	1,000	14	2,152	31	352
15 to 19 cows	9		149		91,125		9	5	52,500	4	13,220	-----	-------	3	250	9	141
20 to 29 cows	2	4	41	86	22,000	36,820	2	2	22,000	------	----------	-----	-------	------	---------	2	41
30 cows and over	3	1	141	32	84,900	21,900	3	2	44,140	2	12,024	-----	-------	2	540	3	144

TABLE 19.—COWS MILKED AND MILK PRODUCED, 1939 AND 1929; DAIRY PRODUCTS SOLD AND BUTTER CHURNED, 1939; AND COWS KEPT FOR MILK APR. 1, 1940; BY NUMBER OF COWS MILKED, BY COUNTIES—Continued

(For explanation and definitions, see text)

STATE OR COUNTY AND NUMBER OF COWS MILKED	COWS MILKED				MILK PRODUCED (GALLONS)		DAIRY PRODUCTS SOLD, 1939							BUTTER CHURNED ON FARMS, 1939		COWS KEPT MAINLY FOR MILK PRODUCTION, APR. 1, 1940	
	Farms reporting		Number					Whole milk sold		Cream sold		Butter sold					
	1939	1929	1939	1929	1939	1929	Farms reporting	Farms reporting	Gallons	Farms reporting	Pounds of butterfat	Farms reporting	Pounds	Farms reporting	Pounds	Farms reporting	Number
INDIANA—Contd.																	
Starke																	
Total	1,142	996	5,222	4,285	2,457,347	2,040,553	739	393	1,365,808	357	185,342	14	3,916	341	36,419	1,138	5,584
None	xxx	xxx	xxx	xxx	xxx	xxx	xxx	xxx	xxx	xxx	xxx	xxx	xxx	xxx	xxx	36	104
1 cow	243	415	243	653	103,562	280,351	24	4	650	16	2,276	4	392	94	6,980	222	310
2 cows	245		490		180,503		106	31	15,662	73	13,992	4	456	94	9,825	235	536
3 cows	134		402		168,457		108	39	35,472	72	25,360	-----	-------	42	4,946	132	422
4 cows	122	483	488	2,343	209,196	1,065,481	115	47	70,804	70	27,362	1	130	32	2,954	121	517
5 to 9 cows	261		1,655		750,448		249	164	418,850	94	70,580	3	1,682	56	7,415	256	1,690
10 to 14 cows	95	89	1,098	1,086	553,916	564,136	95	72	396,633	25	33,650	2	1,256	19	3,949	95	1,131
15 to 19 cows	23		369		205,225		23	18	163,530	6	9,662	-----	-------	3	250	22	370
20 to 29 cows	15	9	330	203	192,740	130,585	15	14	177,657	1	2,460	-----	-------	-----	-------	15	357
30 to 49 cows	4	------	147	------	93,300	----------	4	4	86,550	------	----------	-----	-------	1	100	4	147
Steuben																	
Total	1,328	1,402	9,386	8,377	4,744,406	4,220,542	1,277	802	2,795,936	522	530,132	13	3,283	146	17,481	1,340	9,855
None	xxx	xxx	xxx	xxx	xxx	xxx	xxx	xxx	xxx	xxx	xxx	xxx	xxx	xxx	xxx	33	195
1 cow	54	255	54	425	23,075	217,365	21	11	4,391	9	2,839	1	24	15	1,155	49	68
2 cows	95		190		90,766		85	47	41,714	37	10,189	2	125	14	985	94	224
3 cows	121		363		176,464		119	52	67,397	69	28,485	3	214	15	1,667	120	407
4 cows	144	931	576	4,905	264,704	2,503,475	142	83	137,787	62	33,436	1	82	12	810	139	595
5 to 9 cows	625		4,200		2,092,300		621	403	1,180,787	245	247,753	5	2,638	64	9,608	620	4,419
10 to 14 cows	190	185	2,140	2,261	1,088,735	1,108,217	190	129	671,600	66	115,617	1	200	16	1,817	188	2,147
15 to 19 cows	63		1,024		519,289		63	49	332,497	23	55,157	-----	-------	3	459	62	974
20 to 29 cows	31	25	661	565	352,823	260,965	31	23	235,013	10	34,156	-----	-------	5	430	31	654
30 to 49 cows	5	5	178	171	136,250	84,520	5	5	124,750	1	2,500	-----	-------	2	550	4	172
50 to 74 cows	------	1	------	50	----------	46,000	------	-----	----------	------	----------	-----	-------	------	--------	------	-------
Sullivan																	
Total	2,025	2,100	5,769	6,007	2,296,790	2,707,971	1,139	624	1,037,645	482	125,384	80	9,678	1,011	80,663	1,973	5,896
None	xxx	xxx	xxx	xxx	xxx	xxx	xxx	xxx	xxx	xxx	xxx	xxx	xxx	xxx	xxx	42	97
1 cow	762	1,248	762	1,798	285,578	815,298	146	26	6,250	96	8,205	26	1,849	437	28,959	711	827
2 cows	475		950		341,864		281	98	54,821	160	24,844	32	3,290	269	22,223	449	964
3 cows	260		780		290,634		213	126	108,419	92	20,823	5	297	116	9,847	252	779
4 cows	177	802	708	3,547	266,435	1,586,360	163	109	132,564	51	16,880	9	1,546	82	7,118	173	712
5 to 9 cows	289		1,762		730,319		274	212	468,650	66	35,312	6	1,850	91	10,348	285	1,761
10 to 14 cows	44	44	490	530	216,427	236,363	44	38	166,696	8	6,030	-----	-------	9	628	44	481
15 to 19 cows	14		229		113,676		14	11	66,763	6	9,870	1	246	5	440	13	205
20 to 29 cows	4	6	88	132	51,857	69,950	4	4	33,482	3	3,410	1	800	2	1,100	4	72
Switzerland																	
Total	1,262	1,487	6,657	6,431	2,820,095	3,131,116	1,203	556	1,467,589	670	385,271	11	3,755	222	14,477	1,269	6,879
None	xxx	xxx	xxx	xxx	xxx	xxx	xxx	xxx	xxx	xxx	xxx	xxx	xxx	xxx	xxx	72	232
1 cow	114	461	114	738	46,251	343,396	70	23	10,890	46	4,662	2	200	24	958	96	149
2 cows	164		328		132,398		156	63	52,733	94	21,670	-----	-------	30	1,422	154	357
3 cows	191		573		241,884		187	75	97,102	115	40,321	1	11	37	1,551	182	578
4 cows	203	944	812	4,595	339,781	2,247,965	201	83	128,522	121	57,727	3	1,084	40	2,897	192	842
5 to 9 cows	465		2,991		1,215,978		464	220	552,209	255	195,401	4	1,260	81	5,909	451	2,881
10 to 14 cows	85	73	975	893	430,151	429,540	85	59	285,571	30	45,245	-----	-------	7	390	83	968
15 to 19 cows	26		426		195,115		26	20	142,460	7	15,845	1	1,200	2	1,300	25	407
20 to 29 cows	7	9	157	205	79,502	110,215	7	6	71,432	2	4,400	-----	-------	1	50	7	188
30 cows and over	7	------	281	------	139,055	----------	7	7	128,670	------	----------	-----	-------	------	--------	7	277
Tippecanoe																	
Total	1,690	1,930	6,801	7,746	3,420,322	3,808,393	1,264	667	1,787,937	589	292,898	43	13,729	415	55,410	1,706	7,769
None	xxx	xxx	xxx	xxx	xxx	xxx	xxx	xxx	xxx	xxx	xxx	xxx	xxx	xxx	xxx	64	161
1 cow	337	768	337	1,211	159,118	523,768	76	28	8,335	36	4,602	12	773	99	9,907	316	464
2 cows	356		712		324,860		257	101	65,346	154	35,574	7	1,358	80	9,288	342	870
3 cows	267		801		364,892		233	111	127,862	122	45,623	7	1,423	71	8,047	261	886
4 cows	221	1,063	884	4,965	406,828	2,350,086	202	94	139,460	107	58,119	5	1,510	58	7,409	218	1,012
5 to 9 cows	405		2,531		1,228,595		392	246	670,512	150	114,783	10	5,405	88	13,351	401	2,719
10 to 14 cows	62	74	707	916	367,397	475,528	62	47	255,542	17	27,585	1	360	16	2,232	62	763
15 to 19 cows	28		456		287,227		28	26	250,865	3	6,612	-----	-------	2	176	28	489
20 to 29 cows	11	19	266	437	197,733	256,144	11	11	186,943	------	----------	1	2,900	1	3,000	11	303
30 to 49 cows	3	5	107	165	83,672	165,105	3	3	83,072	------	----------	-----	-------	------	--------	3	102
50 to 74 cows	------	1	------	52	----------	37,762	------	-----	----------	------	----------	-----	-------	------	--------	------	-------
Tipton																	
Total	1,506	1,514	5,343	6,062	2,498,137	3,061,720	1,139	777	1,484,316	371	194,283	18	5,971	136	15,892	1,249	5,493
None	xxx	xxx	xxx	xxx	xxx	xxx	xxx	xxx	xxx	xxx	xxx	xxx	xxx	xxx	xxx	22	41
1 cow	165	504	165	837	77,780	393,502	70	34	13,256	37	4,989	2	210	34	2,514	136	202
2 cows	239		478		226,729		201	118	96,296	82	22,222	5	444	26	1,908	221	522
3 cows	247		741		355,122		231	151	191,838	83	30,416	2	852	21	2,933	241	795
4 cows	213	942	852	4,324	396,476	2,126,156	202	150	259,338	51	26,673	3	1,650	17	2,923	205	854
5 to 9 cows	383		2,382		1,075,015		377	285	711,540	96	79,135	4	835	32	3,399	365	2,353
10 to 14 cows	48	68	538	901	263,090	542,062	47	29	160,513	19	26,183	1	780	5	1,015	48	554
15 cows and over	11		187		103,925		11	10	71,555	3	4,665	1	1,200	1	1,200	11	172

TABLE 19.—COWS MILKED AND MILK PRODUCED, 1939 AND 1929; DAIRY PRODUCTS SOLD AND BUTTER CHURNED, 1939; AND COWS KEPT FOR MILK APR. 1, 1940; BY NUMBER OF COWS MILKED, BY COUNTIES—Continued

(For explanation and definitions, see text)

STATE OR COUNTY AND NUMBER OF COWS MILKED	COWS MILKED				MILK PRODUCED (GALLONS)		DAIRY PRODUCTS SOLD, 1939						BUTTER CHURNED ON FARMS, 1939		COWS KEPT MAINLY FOR MILK PRODUCTION, APR. 1, 1940	
	Farms reporting		Number					Whole milk sold		Cream sold		Butter sold				
	1939	1929	1939	1929	1939	1929	Farms reporting	Farms reporting	Gallons	Farms reporting	Pounds of butterfat	Farms reporting	Pounds	Farms reporting	Pounds	Farms reporting	Number
INDIANA—Contd.																	
Union																	
Total	613	673	2,538	2,932	1,226,378	1,607,280	505	192	463,454	325	165,448	14	4,542	215	25,515	623	2,766
None	xxx	xxx	xxx	xxx	xxx	xxx	xxx	xxx	xxx	xxx	xxx	xxx	xxx	xxx	xxx	19	59
1 cow	93	177	93	288	48,171	148,416	29	5	1,360	25	3,070	1	78	35	2,437	89	133
2 cows	111		222		97,788		84	16	11,185	68	16,688	1	65	43	3,801	109	260
3 cows	103		309		152,913		95	28	25,700	67	24,586	3	410	36	4,821	103	352
4 cows	104	460	416	2,181	189,536	1,200,438	101	38	43,169	69	39,495	1	60	37	2,822	103	433
5 to 9 cows	167		1,059		471,391		163	77	187,858	89	65,389	8	3,929	60	9,378	165	1,064
10 to 14 cows	28	54	310	411	169,562	208,426	28	22	109,952	8	13,180	—	—	4	256	28	338
15 to 19 cows	2		30		19,185		2	1	10,000	1	3,062	—	—	—	—	2	31
20 to 29 cows	5	1	119	22	77,830	14,000	5	5	74,230	—	—	—	—	—	—	5	96
30 to 49 cows	—	1	—	30	—	36,000	—	—	—	—	—	—	—	—	—	—	—
Vanderburgh																	
Total	947	996	3,261	4,342	1,815,497	2,369,951	651	337	1,121,657	211	76,916	138	53,298	502	93,715	950	3,773
None	xxx	xxx	xxx	xxx	xxx	xxx	xxx	xxx	xxx	xxx	xxx	xxx	xxx	xxx	xxx	21	28
1 cow	377	435	377	616	180,054	294,427	109	26	7,710	56	7,359	30	3,118	274	26,089	365	428
2 cows	160		320		144,760		117	37	25,914	55	12,867	35	5,390	99	13,212	159	379
3 cows	78		237		123,084		75	28	41,220	39	16,431	17	4,926	34	7,670	78	256
4 cows	90	474	360	2,444	190,003	1,296,848	90	51	96,921	25	13,282	20	10,676	36	13,878	89	433
5 to 9 cows	185		1,155		679,233		184	144	510,763	50	19,647	28	21,506	49	24,822	182	1,310
10 to 14 cows	36	77	401	975	233,820	549,770	36	32	197,100	4	4,635	5	4,660	7	5,034	36	459
15 to 19 cows	12		191		114,559		12	12	111,170	1	417	1	520	1	520	12	255
20 to 29 cows	5	5	106	121	60,590	79,215	5	4	50,120	—	—	2	2,500	2	2,520	5	112
30 cows and over	3	5	116	186	89,394	149,691	3	3	80,719	1	2,278	—	—	—	—	3	113
Vermillion																	
Total	947	822	3,416	3,168	1,754,533	1,435,055	648	242	666,982	407	166,377	37	15,224	591	62,649	946	3,643
None	xxx	xxx	xxx	xxx	xxx	xxx	xxx	xxx	xxx	xxx	xxx	xxx	xxx	xxx	xxx	17	31
1 cow	272	329	272	512	135,244	240,182	49	9	2,560	32	3,539	8	1,026	179	12,055	266	349
2 cows	200		400		193,929		148	26	12,109	120	28,650	9	1,084	142	12,017	191	428
3 cows	142		426		206,988		125	38	33,805	89	29,432	5	2,062	81	9,288	141	446
4 cows	100	448	400	2,038	206,805	915,196	95	38	55,691	58	26,991	1	105	59	6,150	100	430
5 to 9 cows	177		1,076		519,950		175	84	182,890	97	67,490	7	4,549	100	13,870	176	1,149
10 to 14 cows	29	41	328	508	176,468	224,362	29	22	107,260	7	7,797	5	3,760	15	5,309	28	304
15 to 19 cows	17		274		150,396		17	15	115,337	4	2,478	2	2,638	11	3,630	17	289
20 cows and over	10	4	240	110	164,775	55,315	10	10	157,310	—	—	—	—	4	350	10	217
Vigo																	
Total	1,502	1,578	5,172	5,665	2,627,051	2,689,159	954	373	1,278,477	554	191,591	101	30,535	839	100,377	1,504	5,693
None	xxx	xxx	xxx	xxx	xxx	xxx	xxx	xxx	xxx	xxx	xxx	xxx	xxx	xxx	xxx	34	64
1 cow	511	786	511	1,125	234,101	497,491	122	24	5,838	76	7,344	30	1,828	339	28,088	489	585
2 cows	330		660		275,523		217	46	25,905	171	31,126	22	2,103	210	20,013	323	690
3 cows	183		549		227,046		159	40	42,671	112	29,944	17	4,147	105	15,355	182	565
4 cows	143	716	572	3,517	275,263	1,509,249	130	50	75,905	80	31,827	8	4,053	76	11,134	142	572
5 to 9 cows	249		1,557		794,794		240	138	440,896	100	72,958	17	9,557	90	17,817	248	1,558
10 to 14 cows	55	59	616	753	351,806	360,302	55	46	270,692	12	11,058	6	7,147	14	8,014	55	618
15 to 19 cows	18		259		150,717		18	14	118,664	2	6,750	1	1,700	4	1,936	16	241
20 to 29 cows	8	12	174	283	113,763	166,450	8	8	111,098	—	—	—	—	1	20	8	201
30 to 49 cows	7	4	274	136	204,038	109,530	7	7	186,808	1	584	—	—	—	—	7	299
50 to 74 cows	—	1	—	51	—	46,137	—	—	—	—	—	—	—	—	—	—	—
Wabash																	
Total	1,957	2,004	10,839	9,541	6,055,618	5,206,435	1,773	809	3,295,706	991	689,028	16	8,967	180	25,199	1,942	11,683
None	xxx	xxx	xxx	xxx	xxx	xxx	xxx	xxx	xxx	xxx	xxx	xxx	xxx	xxx	xxx	40	200
1 cow	233	583	233	939	129,173	491,141	99	24	9,093	70	9,905	6	356	58	4,968	206	308
2 cows	239		478		228,211		209	49	37,567	160	49,806	3	752	32	2,940	222	518
3 cows	225		675		341,128		214	73	101,992	144	59,306	—	—	16	1,148	224	808
4 cows	257	1,244	1,028	6,283	537,417	3,233,564	255	96	170,891	164	95,224	—	—	18	1,509	255	1,179
5 to 9 cows	756		4,917		2,704,209		749	375	1,311,738	390	373,087	2	570	40	4,504	750	5,221
10 to 14 cows	175	164	1,972	1,939	1,156,739	1,265,299	175	124	799,343	55	85,576	4	3,019	11	3,530	174	2,022
15 to 19 cows	43		708		413,001		43	40	358,126	6	10,924	—	—	4	330	42	655
20 to 29 cows	21	7	486	155	295,995	104,531	21	20	271,652	1	4,800	—	—	—	—	21	441
30 to 49 cows	5	5	160	155	100,140	76,900	5	5	98,400	—	—	—	—	—	—	5	156
50 to 74 cows	3	1	182	70	149,605	35,000	3	3	137,104	1	400	1	4,270	1	4,270	3	175
Warren																	
Total	1,052	1,080	4,207	4,183	1,842,416	1,950,233	823	224	480,067	622	285,836	15	4,305	508	49,655	1,052	4,649
None	xxx	xxx	xxx	xxx	xxx	xxx	xxx	xxx	xxx	xxx	xxx	xxx	xxx	xxx	xxx	21	70
1 cow	195	401	195	648	88,235	305,971	48	2	128	44	4,881	3	192	100	6,988	183	293
2 cows	204		408		166,776		158	27	14,510	132	28,662	2	191	109	9,191	200	479
3 cows	180		540		237,987		183	30	26,485	136	41,000	3	332	89	8,256	178	631
4 cows	141	624	564	2,887	241,765	1,329,312	137	40	57,225	99	42,802	2	1,248	65	7,592	141	614
5 to 9 cows	272		1,675		712,366		257	89	188,327	180	124,889	4	1,452	125	13,833	270	1,764
10 to 14 cows	38	54	421	628	184,967	305,350	38	20	74,462	19	22,292	1	890	16	2,808	37	423
15 to 19 cows	15		245		127,270		15	9	51,430	9	18,860	—	—	4	987	15	245
20 to 29 cows	7	1	159	20	83,050	9,600	7	7	67,500	3	4,650	—	—	—	—	7	130

TABLE 19.—COWS MILKED AND MILK PRODUCED, 1939 AND 1929; DAIRY PRODUCTS SOLD AND BUTTER CHURNED, 1939; AND COWS KEPT FOR MILK APR. 1, 1940; BY NUMBER OF COWS MILKED, BY COUNTIES—Continued

(For explanation and definitions, see text)

STATE OR COUNTY AND NUMBER OF COWS MILKED	COWS MILKED				MILK PRODUCED (GALLONS)		DAIRY PRODUCTS SOLD, 1939							BUTTER CHURNED ON FARMS, 1939		COWS KEPT MAINLY FOR MILK PRODUCTION, APR. 1, 1940	
	Farms reporting		Number					Whole milk sold		Cream sold		Butter sold					
	1939	1929	1939	1929	1939	1929	Farms reporting	Farms reporting	Gallons	Farms reporting	Pounds of butterfat	Farms reporting	Pounds	Farms reporting	Pounds	Farms reporting	Number
INDIANA—Contd.																	
Warrick																	
Total	1,554	1,615	5,246	4,972	2,367,489	2,315,989	1,025	372	1,076,087	648	223,704	45	12,595	811	61,270	1,520	5,461
None	xxx	xxx	xxx	xxx	xxx	xxx	xxx	xxx	xxx	xxx	xxx	xxx	xxx	xxx	xxx	39	73
1 cow	506	921	506	1,300	212,514	542,372	130	18	4,514	104	11,556	13	866	315	18,486	461	614
2 cows	337		674		270,858		232	38	16,459	188	40,268	13	1,432	207	15,915	325	702
3 cows	201		603		238,773		170	39	35,581	131	40,875	4	706	102	7,187	192	630
4 cows	145	629	580	2,899	217,858	1,347,148	133	44	60,870	92	37,801	4	589	68	3,810	142	586
5 to 9 cows	292		1,863		818,407		287	169	437,081	120	80,464	9	5,102	105	12,991	290	1,845
10 to 14 cows	56	60	632	703	364,643	382,219	56	49	302,476	12	10,342	1	100	12	656	55	617
15 to 19 cows	3		46		25,160		3	1	7,200	1	2,420	1	4,000	1	4,000	3	47
20 to 29 cows	11	3	243	70	153,166	64,250	11	11	146,106	———	———	———	———	2	175	10	240
30 to 49 cows	3	———	99	———	66,130	———	3	3	66,000	———	———	———	———	1	50	3	109
Washington																	
Total	1,984	1,937	8,512	8,073	3,604,448	3,257,866	1,527	662	1,935,957	883	379,452	29	8,318	488	39,849	1,963	8,936
None	xxx	xxx	xxx	xxx	xxx	xxx	xxx	xxx	xxx	xxx	xxx	xxx	xxx	xxx	xxx	55	155
1 cow	460	802	460	1,197	176,999	426,613	165	41	11,289	119	13,063	7	675	123	8,666	416	612
2 cows	457		914		344,415		347	99	51,596	250	50,875	8	555	111	7,456	441	1,020
3 cows	270		810		314,800		248	75	71,967	176	59,387	1	150	72	5,392	263	920
4 cows	183	982	732	4,809	280,295	1,845,307	170	75	95,698	101	42,479	2	425	52	4,185	179	758
5 to 9 cows	461		2,958		1,226,519		444	239	576,102	215	176,846	11	6,513	115	12,971	457	3,054
10 to 14 cows	94	129	1,066	1,538	481,077	702,450	94	80	407,828	16	18,192	-----	———	11	841	94	1,063
15 to 19 cows	36		594		295,392		36	33	268,461	3	8,500	———	———	3	258	35	629
20 to 29 cows	15	24	336	529	223,225	283,496	15	12	193,110	3	10,110	———	———	———	———	15	345
30 cows and over	8	———	444	———	261,726	———	8	8	259,906	———	———	———	———	1	100	8	400
Wayne																	
Total	1,851	1,844	9,538	8,516	5,078,681	4,367,362	1,528	796	2,962,681	755	449,942	55	21,124	481	63,025	1,837	9,795
None	xxx	xxx	xxx	xxx	xxx	xxx	xxx	xxx	xxx	xxx	xxx	xxx	xxx	xxx	xxx	45	159
1 cow	303	574	303	904	153,636	441,037	90	16	5,040	69	10,252	9	708	115	9,866	275	405
2 cows	276		552		253,104		202	55	44,260	143	32,211	14	2,284	99	10,474	265	617
3 cows	216		648		319,023		200	82	105,687	117	45,209	9	1,636	54	6,115	212	686
4 cows	230	1,107	920	5,324	440,868	2,697,198	221	103	168,535	125	69,100	5	1,001	58	6,034	227	955
5 to 9 cows	588		3,732		1,800,136		577	340	915,172	255	208,272	13	11,580	137	24,401	579	3,693
10 to 14 cows	158	140	1,798	1,709	1,067,256	904,637	158	126	784,687	39	82,718	2	1,800	13	2,705	155	1,741
15 to 19 cows	53		863		555,906		53	49	496,411	5	14,780	1	43	2	400	53	867
20 to 29 cows	21	20	471	437	295,706	211,686	21	19	259,241	2	7,400	———	———	1	30	21	475
30 cows and over	6	5	251	142	193,048	112,804	6	6	183,648	———	———	2	2,072	2	3,000	5	217
Wells																	
Total	2,041	2,100	11,537	9,462	6,018,040	4,884,502	1,952	1,282	3,990,538	682	444,887	16	6,802	177	21,977	2,032	12,514
None	xxx	xxx	xxx	xxx	xxx	xxx	xxx	xxx	xxx	xxx	xxx	xxx	xxx	xxx	xxx	58	259
1 cow	140	531	140	872	67,773	395,231	75	21	9,509	50	7,171	4	390	36	2,665	121	211
2 cows	219		438		211,237		194	95	77,587	101	26,010	2	200	21	2,154	210	528
3 cows	241		723		359,991		235	119	149,441	118	55,719	2	186	22	2,220	229	809
4 cows	303	1,433	1,212	6,938	631,633	3,486,998	295	174	300,302	128	78,694	-----	———	27	2,558	297	1,335
5 to 9 cows	899		5,804		2,854,432		894	659	1,862,341	256	225,840	7	4,810	60	10,232	881	6,003
10 to 14 cows	181	131	2,047	1,550	1,149,673	948,030	181	158	917,826	27	46,813	1	1,216	9	1,827	180	2,152
15 to 19 cows	31		510		296,775		31	30	268,883	1	3,000	———	———	1	156	29	486
20 to 29 cows	22	4	482	92	321,410	38,245	22	22	290,153	———	———	———	———	1	365	22	526
30 cows and over	5	1	181	30	125,116	18,000	5	4	114,516	1	3,640	———	———	———	———	5	207
White																	
Total	1,510	1,545	7,615	6,577	3,686,223	3,063,286	1,232	303	1,119,304	959	578,677	15	2,030	582	56,185	1,518	8,411
None	xxx	xxx	xxx	xxx	xxx	xxx	xxx	xxx	xxx	xxx	xxx	xxx	xxx	xxx	xxx	49	149
1 cow	192	492	192	807	94,455	360,152	41	7	1,949	35	4,419	———	———	93	7,672	176	311
2 cows	252		464		208,923		152	18	11,650	134	29,524	3	72	114	10,918	223	605
3 cows	162		486		211,064		146	17	17,740	129	44,207	1	7	61	5,676	160	593
4 cows	257	967	948	4,629	436,200	2,102,427	221	54	44,949	192	98,793	3	170	95	9,407	234	1,064
5 to 9 cows	538		3,395		1,529,971		523	130	514,403	406	303,556	4	425	172	18,062	529	3,558
10 to 14 cows	101	73	1,151	862	647,260	426,928	101	63	330,534	44	57,336	2	1,356	21	3,820	100	1,132
15 to 19 cows	23		379		185,028		23	12	103,451	14	28,792	-----	———	4	424	22	449
20 to 29 cows	19	8	421	179	233,061	120,599	19	16	181,447	4	11,870	———	———	1	104	19	422
30 to 49 cows	6	3	199	100	120,281	53,200	6	6	113,181	1	200	———	———	1	100	6	128
Whitley																	
Total	1,773	1,840	9,319	8,097	4,958,953	4,127,112	1,615	556	1,650,477	1,090	895,094	31	14,266	402	55,805	1,774	10,054
None	xxx	xxx	xxx	xxx	xxx	xxx	xxx	xxx	xxx	xxx	xxx	xxx	xxx	xxx	xxx	42	103
1 cow	137	495	137	796	57,996	377,861	52	7	2,080	45	4,660	3	295	43	3,798	127	188
2 cows	217		434		201,974		174	43	31,789	133	37,342	1	100	50	4,841	209	506
3 cows	232		696		363,093		219	64	79,787	154	72,588	5	1,582	58	8,723	226	779
4 cows	236	1,249	944	6,004	521,018	3,044,950	232	66	105,090	166	114,882	5	2,414	48	6,488	230	1,019
5 to 9 cows	785		4,927		2,609,954		770	265	717,284	526	540,300	13	6,575	169	24,459	773	5,248
10 to 14 cows	132	93	1,504	1,130	794,647	609,598	132	78	399,495	60	102,695	4	3,300	29	6,716	131	1,485
15 to 19 cows	25		410		246,755		25	25	180,888	6	12,581	-----	———	4	674	25	422
20 cows and over	11	5	267	167	163,556	94,725	11	10	154,066	2	10,046	———	———	1	96	11	304

TABLE 19.—COWS MILKED AND MILK PRODUCED, 1939 AND 1929; DAIRY PRODUCTS SOLD AND BUTTER CHURNED, 1939; AND COWS KEPT FOR MILK APR. 1, 1940; BY NUMBER OF COWS MILKED, BY COUNTIES—Continued

(For explanation and definitions, see text)

STATE OR COUNTY AND NUMBER OF COWS MILKED	COWS MILKED				MILK PRODUCED (GALLONS)		DAIRY PRODUCTS SOLD, 1939							BUTTER CHURNED ON FARMS, 1939		COWS KEPT MAINLY FOR MILK PRODUCTION, APR. 1, 1940	
	Farms reporting		Number					Whole milk sold		Cream sold		Butter sold					
	1939	1929	1939	1929	1939	1929	Farms reporting	Farms reporting	Gallons	Farms reporting	Pounds of butterfat	Farms reporting	Pounds	Farms reporting	Pounds	Farms reporting	Number
IOWA																	
Total	192,085	198,316	1,292,606	1,297,914	652,729,566	647,224,237	169,664	15,572	68,610,375	156,514	150,647,347	2,283	724,618	54,703	6,558,244	192,364	1,430,279
None	xxx	xxx	xxx	xxx	xxx	xxx	xxx	xxx	xxx	xxx	xxx	xxx	xxx	xxx	xxx	4,941	23,478
1 cow	16,467	37,245	16,467	58,539	8,114,721	28,808,057	4,269	684	176,960	3,486	416,893	252	19,955	6,545	515,525	14,856	24,539
2 cows	18,463		36,926		17,010,317		12,456	979	523,604	11,486	2,555,960	365	43,893	8,105	799,349	17,657	46,078
3 cows	16,362		49,086		22,824,944		14,507	960	882,313	13,642	4,693,362	292	44,787	6,601	705,026	15,978	58,702
4 cows	19,762	119,091	79,048	664,061	37,254,305	323,903,447	18,739	1,127	1,562,061	17,774	8,438,793	267	52,969	6,984	771,687	19,359	90,389
5 to 9 cows	78,358		522,460		254,145,953		77,111	5,832	15,789,985	72,347	61,673,826	782	247,636	20,853	2,636,063	77,301	570,239
10 to 14 cows	29,503	37,687	336,906	470,889	171,883,100	237,946,343	29,419	3,292	17,335,016	26,712	42,201,168	209	133,754	4,365	745,639	29,217	355,606
15 to 19 cows	8,820		144,363		78,040,194		8,815	1,422	11,791,441	7,685	18,664,934	65	84,604	875	220,947	8,744	151,419
20 to 29 cows	3,705	3,690	82,140	82,150	46,784,241	43,333,729	3,703	926	11,130,688	2,983	10,061,248	35	56,472	322	109,744	3,872	84,255
30 to 49 cows	566	541	19,367	18,501	12,101,738	10,560,449	566	284	5,679,723	370	1,731,932	14	37,049	50	50,325	561	19,683
50 to 74 cows	58	51	3,291	2,794	2,376,332	1,829,670	58	47	1,743,703	23	167,297	2	3,499	3	3,939	57	3,340
75 to 99 cows	11	9	974	748	893,253	722,401	11	9	755,027	3	43,617	———	———	———	———	11	1,083
100 cows and over	10	2	1,578	232	1,300,488	120,161	10	10	1,239,854	3	18,317	———	———	———	———	10	1,468
Adair																	
Total	1,926	1,911	10,720	11,134	5,214,558	5,339,604	1,762	48	113,988	1,731	1,308,483	19	5,103	867	84,808	1,933	11,613
None	xxx	xxx	xxx	xxx	xxx	xxx	xxx	xxx	xxx	xxx	xxx	xxx	xxx	xxx	xxx	48	186
1 cow	164	388	164	612	80,814	308,106	60	3	180	57	6,141	1	4	78	5,299	154	258
2 cows	191		382		176,114		159	4	1,426	153	35,781	5	818	95	9,047	185	480
3 cows	193		579		279,124		182	6	3,885	181	68,445	2	800	92	8,367	189	662
4 cows	235	1,230	940	6,740	448,824	3,246,871	230	4	5,125	226	111,788	2	85	102	8,743	229	1,052
5 to 9 cows	926		6,012		2,857,054		914	21	49,526	899	735,173	8	3,296	417	42,466	914	6,268
10 to 14 cows	185	279	2,013	3,414	1,008,181	1,610,177	185	6	13,221	184	257,214	1	100	75	9,693	183	2,093
15 to 19 cows	20		325		179,870		20	1	5,800	19	52,467	———	———	5	660	19	296
20 cows and over	12	14	307	368	184,577	174,450	12	3	34,825	12	43,474	———	———	3	533	12	318
Adams																	
Total	1,414	1,489	6,985	7,781	3,444,268	3,797,257	1,207	49	89,702	1,175	845,401	10	1,030	548	54,675	1,440	7,778
None	xxx	xxx	xxx	xxx	xxx	xxx	xxx	xxx	xxx	xxx	xxx	xxx	xxx	xxx	xxx	54	214
1 cow	174	369	174	604	89,715	313,088	57	13	3,295	46	5,330	2	102	89	8,051	162	273
2 cows	196		392		182,640		134	3	1,070	133	29,364	3	262	97	9,063	189	476
3 cows	173		519		248,213		157	5	4,740	153	55,346	1	30	66	5,834	170	602
4 cows	185	964	740	5,205	357,172	2,592,622	179	5	3,735	178	90,765	1	50	66	6,222	183	825
5 to 9 cows	574		3,644		1,795,420		568	16	45,152	556	448,619	2	170	197	21,675	570	3,825
10 to 14 cows	88	143	985	1,680	462,593	765,562	88	3	7,040	87	123,384	1	416	30	3,195	88	953
15 to 19 cows	13		213		106,370		13	2	3,200	12	36,726	———	———	2	560	13	229
20 cows and over	11	13	518	292	204,145	125,985	11	2	21,470	10	57,867	———	———	1	75	11	381
Allamakee																	
Total	1,921	1,932	20,679	19,977	11,024,684	9,767,746	1,820	133	596,915	1,712	2,397,953	15	7,095	450	67,617	1,926	23,035
None	xxx	xxx	xxx	xxx	xxx	xxx	xxx	xxx	xxx	xxx	xxx	xxx	xxx	xxx	xxx	29	224
1 cow	68	113	68	181	29,910	80,969	10	3	690	7	594	———	———	23	1,968	59	102
2 cows	51		102		54,378		34	3	2,000	31	6,136	———	———	20	1,858	49	113
3 cows	45		135		61,759		36	7	3,114	31	10,053	1	24	14	1,227	44	189
4 cows	72	734	288	4,729	141,015	2,322,424	68	5	5,400	63	29,170	———	———	20	2,292	72	370
5 to 9 cows	586		4,277		2,224,182		573	41	121,634	539	474,109	7	1,548	158	20,440	580	4,971
10 to 14 cows	665	975	7,819	12,526	4,114,514	6,081,002	665	33	147,126	637	890,264	3	870	144	22,891	659	8,539
15 to 19 cows	308		5,067		2,720,809		308	27	159,662	288	615,473	1	312	51	9,673	308	5,544
20 to 29 cows	113	102	2,510	2,264	1,433,367	1,142,186	113	11	118,756	104	318,953	3	4,341	19	7,418	113	2,539
30 to 49 cows	13	8	413	277	244,730	141,165	13	3	38,533	12	55,181	———	———	1	50	13	414
Appanoose																	
Total	1,870	1,878	8,075	8,932	3,167,303	3,327,515	1,330	143	281,716	1,216	595,446	54	12,370	1,381	134,919	1,785	8,554
None	xxx	xxx	xxx	xxx	xxx	xxx	xxx	xxx	xxx	xxx	xxx	xxx	xxx	xxx	xxx	41	131
1 cow	341	610	341	942	148,210	418,593	56	8	1,512	41	4,177	9	626	225	15,036	293	394
2 cows	349		698		286,600		185	24	8,174	163	28,575	8	1,082	280	21,182	325	781
3 cows	249		747		291,301		181	18	10,933	170	42,874	8	1,335	189	17,237	236	755
4 cows	202	1,088	808	5,611	303,317	2,009,864	180	14	11,570	171	56,891	5	716	153	15,372	189	836
5 to 9 cows	584		3,711		1,446,134		584	54	98,143	547	319,922	20	5,261	454	51,030	559	3,785
10 to 14 cows	124	166	1,364	2,027	521,067	740,693	123	18	61,615	109	115,727	3	3,250	87	13,166	121	1,376
15 to 19 cows	17		277		117,950		17	4	38,925	13	20,430	1	100	11	1,744	17	338
20 to 29 cows	1	11	23	245	12,420	89,565	1	1	10,230	———	———	———	———	1	52	1	23
30 to 49 cows	3	3	108	107	60,304	68,800	3	2	40,614	2	6,850	———	———	1	100	3	125
Audubon																	
Total	1,663	1,693	10,180	11,009	4,518,580	5,758,531	1,520	31	98,111	1,505	1,192,228	9	1,174	432	46,825	1,674	10,848
None	xxx	xxx	xxx	xxx	xxx	xxx	xxx	xxx	xxx	xxx	xxx	xxx	xxx	xxx	xxx	34	129
1 cow	129	243	129	393	60,169	206,610	36	7	1,175	31	3,160	3	118	46	3,975	120	184
2 cows	132		264		116,282		103	1	525	101	19,444	2	400	36	4,004	125	317
3 cows	134		402		172,597		126	———	———	126	41,334	———	———	44	4,294	134	460
4 cows	182	1,134	728	6,662	319,254	3,408,976	175	5	6,430	173	75,282	2	352	49	5,925	180	836
5 to 9 cows	829		5,505		2,337,366		823	3	4,880	822	639,030	2	304	207	21,859	827	5,851
10 to 14 cows	214	301	2,393	3,594	1,053,784	1,907,395	214	8	54,645	210	285,754	———	———	41	5,199	211	2,354
15 to 19 cows	33		535		287,128		33	4	18,256	32	84,518	———	———	7	1,339	33	538
20 to 29 cows	10	12	224	265	172,000	178,150	10	3	12,200	10	45,726	———	———	2	250	10	219
30 to 49 cows	———	3	———	95	———	59,400	———	———	———	———	———	———	———	———	———	———	———

TABLE 19.—COWS MILKED AND MILK PRODUCED, 1939 AND 1929; DAIRY PRODUCTS SOLD AND BUTTER CHURNED, 1939; AND COWS KEPT FOR MILK APR. 1, 1940; BY NUMBER OF COWS MILKED, BY COUNTIES—Continued

(For explanation and definitions, see text)

STATE OR COUNTY AND NUMBER OF COWS MILKED	COWS MILKED				MILK PRODUCED (GALLONS)		DAIRY PRODUCTS SOLD, 1939							BUTTER CHURNED ON FARMS, 1939		COWS KEPT MAINLY FOR MILK PRODUCTION, APR. 1, 1940	
	Farms reporting		Number					Whole milk sold		Cream sold		Butter sold					
	1939	1929	1939	1929	1939	1929	Farms reporting	Farms reporting	Gallons	Farms reporting	Pounds of butterfat	Farms reporting	Pounds	Farms reporting	Pounds	Farms reporting	Number
IOWA—Continued																	
Benton																	
Total	2,298	2,445	15,359	17,150	7,889,908	8,642,982	2,056	161	610,380	1,928	1,916,511	19	5,092	398	48,558	2,327	17,038
None	xxx	xxx	xxx	xxx	xxx	xxx	xxx	xxx	xxx	xxx	xxx	xxx	xxx	xxx	xxx	62	287
1 cow	169	347	169	549	81,714	273,890	34	3	1,975	30	3,294	2	244	46	4,112	151	256
2 cows	195		390		172,274		125	14	8,995	111	24,053	2	133	56	5,532	194	481
3 cows	160		480		243,395		144	8	9,760	136	52,015	6	867	36	4,482	159	616
4 cows	251	1,528	1,004	9,022	550,473	4,579,248	238	13	21,831	229	126,445	——	——	42	4,803	246	1,128
5 to 9 cows	1,020		6,879		3,521,012		1,014	52	125,545	972	919,111	7	2,068	153	18,874	1,014	7,592
10 to 14 cows	393	529	4,434	6,595	2,272,891	3,358,358	391	39	191,086	363	589,036	2	1,780	53	9,332	391	4,656
15 to 19 cows	77		1,258		645,929		77	19	103,509	62	162,300	——	——	10	1,171	77	1,250
20 to 29 cows	28	38	588	860	312,385	372,386	28	10	120,005	20	47,287	——	——	2	252	28	620
30 to 49 cows	5	2	157	74	89,835	34,000	5	3	27,874	5	12,970	——	——	——	——	5	152
50 to 74 cows	——	1	——	50	——	25,100	——	——	——	——	——	——	——	——	——	——	——
Black Hawk																	
Total	2,140	2,101	20,617	18,307	11,610,541	10,158,564	1,943	326	2,050,509	1,652	2,892,979	10	8,318	108	21,037	2,162	23,410
None	xxx	xxx	xxx	xxx	xxx	xxx	xxx	xxx	xxx	xxx	xxx	xxx	xxx	xxx	xxx	60	344
1 cow	158	297	158	441	69,856	288,118	21	12	3,528	7	1,196	2	65	38	3,484	143	259
2 cows	116		232		107,067		78	15	6,111	66	17,699	——	——	24	2,506	111	352
3 cows	83		249		119,894		77	17	19,450	61	26,200	1	30	6	806	92	359
4 cows	88	978	352	5,986	173,324	2,990,803	85	13	20,408	73	42,950	——	——	5	560	86	458
5 to 9 cows	741		5,198		2,722,710		731	92	278,684	648	740,834	4	2,875	20	6,407	728	6,053
10 to 14 cows	546	717	6,375	9,307	3,491,665	5,299,926	544	79	450,634	474	931,450	2	2,020	11	3,511	544	6,940
15 to 19 cows	237		3,913		2,305,907		237	46	445,729	198	576,126	——	——	3	435	237	4,273
20 to 29 cows	149	99	3,306	2,208	1,996,129	1,374,069	148	40	504,875	113	465,182	1	3,328	1	3,328	149	3,538
30 cows and over	22	10	834	365	623,989	205,648	22	12	321,090	12	91,362	——	——	——	——	22	854
Boone																	
Total	2,271	2,347	12,699	12,401	6,349,052	6,154,207	1,975	277	1,218,904	1,740	1,322,569	11	3,984	316	33,494	2,274	15,552
None	xxx	xxx	xxx	xxx	xxx	xxx	xxx	xxx	xxx	xxx	xxx	xxx	xxx	xxx	xxx	43	138
1 cow	255	504	255	777	128,861	405,186	69	13	3,595	56	8,299	1	45	75	5,247	235	363
2 cows	231		462		227,833		161	17	10,070	146	38,521	2	228	42	4,429	227	590
3 cows	209		627		300,591		194	21	28,075	176	66,703	1	75	33	3,357	205	722
4 cows	307	1,607	1,228	8,424	578,103	4,024,813	297	22	36,296	276	139,752	2	300	35	4,251	305	1,374
5 to 9 cows	1,023		6,708		3,229,618		1,007	119	370,656	906	775,516	3	684	107	10,850	1,013	6,982
10 to 14 cows	191	218	2,183	2,690	1,080,757	1,321,375	190	53	324,220	148	205,065	1	52	18	2,205	189	2,127
15 to 19 cows	33		546		304,734		33	16	121,784	20	46,347	——	——	5	555	33	574
20 to 29 cows	21	10	463	219	285,561	184,801	21	13	142,289	11	32,633	1	2,600	1	2,600	21	451
30 cows and over	3	8	229	291	212,994	218,032	3	3	181,919	1	9,733	——	——	——	——	3	231
Bremer																	
Total	1,929	1,925	23,129	22,516	12,973,913	12,758,986	1,896	496	2,789,596	1,414	3,135,286	4	886	19	2,566	1,945	25,785
None	xxx	xxx	xxx	xxx	xxx	xxx	xxx	xxx	xxx	xxx	xxx	xxx	xxx	xxx	xxx	40	394
1 cow	34	86	34	142	18,730	77,654	16	12	5,169	4	654	1	72	5	286	29	44
2 cows	38		76		37,091		33	19	16,048	13	3,810	1	10	2	236	35	81
3 cows	25		75		37,998		25	14	18,271	11	5,360	——	——	——	——	24	86
4 cows	63	641	252	4,292	133,987	2,390,075	60	29	54,228	31	20,576	——	——	2	100	61	296
5 to 9 cows	525		3,783		2,083,158		517	162	600,752	358	445,691	1	700	5	1,191	519	4,397
10 to 14 cows	647	985	7,660	13,054	4,278,613	7,330,808	646	145	910,464	506	1,052,685	——	——	1	7	645	8,466
15 to 19 cows	412		6,844		3,807,809		412	76	657,542	340	989,026	1	104	2	354	408	7,393
20 to 29 cows	165	191	3,666	4,275	2,124,546	2,539,369	165	34	430,935	133	509,152	——	——	1	192	164	3,873
30 cows and over	22	22	739	755	452,001	421,080	22	5	96,187	18	108,332	——	——	1	200	22	755
Buchanan																	
Total	2,153	2,108	18,576	17,002	10,183,687	9,007,686	2,035	341	1,467,150	1,729	2,458,003	6	2,759	91	12,333	2,133	20,342
None	xxx	xxx	xxx	xxx	xxx	xxx	xxx	xxx	xxx	xxx	xxx	xxx	xxx	xxx	xxx	49	338
1 cow	126	243	126	369	63,405	201,620	40	18	7,451	24	3,196	——	——	20	2,109	102	223
2 cows	112		224		114,058		88	29	23,737	59	16,011	1	67	19	2,053	104	306
3 cows	71		213		107,490		67	15	18,107	53	25,643	——	——	4	429	67	274
4 cows	110	1,167	440	7,254	225,182	3,847,173	108	21	38,216	88	49,307	——	——	8	616	107	546
5 to 9 cows	916		6,407		3,533,495		915	141	449,009	790	847,105	3	746	21	2,657	898	7,180
10 to 14 cows	571	644	6,514	8,103	3,457,856	4,257,621	570	73	368,555	503	875,100	2	1,946	19	4,469	565	6,852
15 to 19 cows	175		2,871		1,619,023		175	25	214,563	155	421,848	——	——	——	——	171	2,945
20 to 29 cows	63	50	1,382	1,092	784,232	560,508	63	14	162,101	52	177,979	——	——	——	——	61	1,326
30 cows and over	9	4	399	184	278,946	160,764	9	5	185,431	5	21,814	——	——	——	——	9	552
Buena Vista																	
Total	1,939	2,006	11,617	11,910	6,113,298	6,358,669	1,799	56	220,869	1,760	1,515,775	15	7,756	365	50,744	1,951	13,040
None	xxx	xxx	xxx	xxx	xxx	xxx	xxx	xxx	xxx	xxx	xxx	xxx	xxx	xxx	xxx	55	158
1 cow	121	298	121	466	65,858	224,476	46	5	887	43	5,177	——	——	31	3,130	112	187
2 cows	166		332		169,731		124	3	1,030	122	29,188	1	110	33	3,145	163	447
3 cows	159		477		259,457		151	4	3,249	146	60,486	1	250	29	3,583	158	593
4 cows	280	1,438	1,120	7,985	567,456	4,287,197	270	6	6,403	265	132,322	2	600	54	6,961	277	1,213
5 to 9 cows	949		6,220		3,285,041		945	12	15,455	939	870,236	6	2,046	170	25,493	943	7,005
10 to 14 cows	213	255	2,366	3,069	1,230,342	1,630,892	212	14	54,462	206	321,847	3	360	36	4,653	212	2,467
15 to 19 cows	36		600		319,775		36	3	21,595	32	75,413	2	4,390	10	5,529	36	593
20 to 29 cows	12	13	268	304	155,656	159,190	12	7	80,288	5	17,006	——	——	2	250	12	272
30 to 49 cows	3	1	115	34	60,000	20,284	3	2	37,500	2	4,100	——	——	——	——	3	105
50 to 74 cows	——	1	——	52	——	36,630	——	——	——	——	——	——	——	——	——	——	——

TABLE 19.—COWS MILKED AND MILK PRODUCED, 1939 AND 1929; DAIRY PRODUCTS SOLD AND BUTTER CHURNED, 1939; AND COWS KEPT FOR MILK APR. 1, 1940; BY NUMBER OF COWS MILKED, BY COUNTIES—Continued

(For explanation and definitions, see text)

STATE OR COUNTY AND NUMBER OF COWS MILKED	COWS MILKED				MILK PRODUCED (GALLONS)		DAIRY PRODUCTS SOLD, 1939							BUTTER CHURNED ON FARMS, 1939		COWS KEPT MAINLY FOR MILK PRODUCTION, APR. 1, 1940	
	Farms reporting		Number					Whole milk sold		Cream sold		Butter sold					
	1939	1929	1939	1929	1939	1929	Farms reporting	Farms reporting	Gallons	Farms reporting	Pounds of butterfat	Farms reporting	Pounds	Farms reporting	Pounds	Farms reporting	Number
IOWA—Continued																	
Butler																	
Total	2,180	2,185	19,853	18,846	10,043,597	8,578,796	2,082	205	924,445	1,920	2,396,487	2	310	277	26,009	2,196	21,705
None	xxx	xxx	xxx	xxx	xxx	xxx	xxx	xxx	xxx	xxx	xxx	xxx	xxx	xxx	xxx	62	345
1 cow	100	232	100	347	55,701	160,295	38	2	912	36	5,179	-----	-----	29	2,649	88	183
2 cows	124		248		122,947		100	7	3,044	96	25,187	-----	-----	33	2,962	116	319
3 cows	72		216		104,400		68	6	5,781	63	23,359	-----	-----	12	740	69	249
4 cows	85	1,094	340	6,934	173,083	3,169,757	82	12	18,940	71	36,702	-----	-----	10	884	84	427
5 to 9 cows	850		6,041		3,129,570		845	82	262,392	775	747,094	2	310	86	8,978	839	6,788
10 to 14 cows	650	778	7,513	9,776	3,724,590	4,425,308	650	62	313,606	604	904,014	-----	-----	71	6,664	641	7,998
15 to 19 cows	218		3,558		1,745,727		218	19	150,928	203	451,075	-----	-----	24	2,913	216	3,589
20 to 29 cows	78	79	1,738	1,726	937,834	791,436	78	15	168,842	69	210,977	-----	-----	11	1,803	78	1,718
30 to 49 cows	3	2	99	63	49,745	32,000	3	-----	-----	3	12,900	-----	-----	1	416	3	89
Calhoun																	
Total	1,919	2,028	10,168	9,974	5,299,262	4,870,919	1,737	75	307,227	1,681	1,252,492	15	3,747	271	35,418	1,935	11,424
None	xxx	xxx	xxx	xxx	xxx	xxx	xxx	xxx	xxx	xxx	xxx	xxx	xxx	xxx	xxx	52	213
1 cow	172	412	172	652	82,791	339,931	58	2	420	54	6,460	2	270	24	2,913	157	297
2 cows	197		394		200,180		157	3	1,087	155	39,474	-----	-----	30	3,378	190	537
3 cows	212		636		320,146		199	4	3,600	195	74,121	1	20	38	4,084	208	778
4 cows	310	1,475	1,240	7,546	642,163	3,634,156	307	13	18,423	297	153,924	2	325	45	5,054	307	1,464
5 to 9 cows	853		5,520		2,828,394		842	28	74,726	820	703,382	7	1,462	118	15,944	849	5,953
10 to 14 cows	142	134	1,582	1,620	835,069	826,807	141	11	53,964	134	206,640	3	1,670	15	3,895	139	1,573
15 to 19 cows	20		321		170,283		20	7	45,106	17	36,950	-----	-----	3	350	20	312
20 cows and over	13	7	308	156	220,236	70,025	13	7	109,901	9	31,541	-----	-----	-----	-----	13	297
Carroll																	
Total	1,942	2,096	12,462	12,862	6,487,320	5,348,714	1,768	75	303,664	1,715	1,468,806	15	1,999	634	85,941	1,973	14,812
None	xxx	xxx	xxx	xxx	xxx	xxx	xxx	xxx	xxx	xxx	xxx	xxx	xxx	xxx	xxx	52	283
1 cow	119	384	119	629	62,621	260,565	29	4	920	25	4,187	-----	-----	34	2,619	116	299
2 cows	175		350		172,590		125	6	3,460	119	29,782	3	143	54	5,865	167	493
3 cows	155		465		236,317		142	5	4,935	137	50,060	2	65	56	5,532	155	638
4 cows	202	1,355	808	7,601	410,750	3,107,194	190	6	9,166	187	97,939	1	80	69	9,303	201	985
5 to 9 cows	918		6,114		3,081,996		909	14	37,689	898	761,795	8	1,543	300	41,822	911	7,006
10 to 14 cows	306	332	3,391	4,036	1,840,592	1,633,786	306	25	123,871	290	387,463	-----	-----	99	15,762	304	3,755
15 to 19 cows	52		835		468,391		52	11	61,280	48	98,553	1	168	19	4,326	52	911
20 to 29 cows	10	22	207	485	113,560	297,369	10	2	7,390	8	22,610	-----	-----	3	712	10	238
30 to 49 cows	5	3	173	111	100,503	49,800	5	2	54,953	3	16,417	-----	-----	-----	-----	5	204
Cass																	
Total	1,984	2,043	9,916	10,728	4,583,286	4,851,196	1,796	87	225,280	1,747	1,119,706	24	3,216	622	69,848	1,995	10,828
None	xxx	xxx	xxx	xxx	xxx	xxx	xxx	xxx	xxx	xxx	xxx	xxx	xxx	xxx	xxx	43	158
1 cow	156	389	156	658	80,795	293,690	59	10	2,349	47	5,424	6	385	64	4,869	147	222
2 cows	229		458		198,747		188	9	3,471	183	38,137	2	340	84	8,779	225	577
3 cows	261		783		351,377		241	8	3,415	234	80,879	5	590	107	11,943	255	914
4 cows	328	1,468	1,312	7,647	565,063	3,388,295	316	7	6,152	312	140,938	5	812	94	11,448	322	1,425
5 to 9 cows	868		5,452		2,498,372		850	31	59,769	839	639,189	6	1,089	244	29,309	862	5,762
10 to 14 cows	119	167	1,310	1,978	622,586	945,541	119	12	58,454	114	162,476	-----	-----	23	2,660	118	1,286
15 to 19 cows	17		278		150,054		17	6	44,485	13	30,434	-----	-----	4	615	17	291
20 cows and over	6	19	167	445	116,292	223,670	6	4	47,185	5	22,229	-----	-----	2	225	6	191
Cedar																	
Total	1,977	2,053	12,742	14,087	6,345,320	7,030,955	1,704	215	684,069	1,509	1,525,729	19	3,285	232	27,045	2,004	14,450
None	xxx	xxx	xxx	xxx	xxx	xxx	xxx	xxx	xxx	xxx	xxx	xxx	xxx	xxx	xxx	84	600
1 cow	186	354	186	574	91,879	268,116	35	2	230	34	4,293	-----	-----	26	2,039	166	257
2 cows	198		398		183,555		126	9	4,105	112	26,057	5	370	36	4,217	191	481
3 cows	177		531		254,496		156	24	32,761	133	45,527	3	150	22	1,637	173	632
4 cows	155	1,218	620	7,145	328,335	3,510,904	143	18	32,865	125	68,591	2	100	22	2,187	147	691
5 to 9 cows	868		5,915		2,898,527		851	105	272,722	756	723,906	7	1,455	92	11,097	856	6,553
10 to 14 cows	306	446	3,469	5,585	1,725,847	2,854,783	306	38	146,666	279	468,002	-----	-----	27	3,824	304	3,651
15 to 19 cows	57		926		467,240		57	9	52,851	49	110,175	1	1,100	5	1,760	56	944
20 to 29 cows	27	34	581	753	304,791	377,152	27	8	89,219	19	66,513	1	110	2	284	24	512
30 to 49 cows	3	-----	118	-----	90,650	-----	3	2	52,650	2	12,665	-----	-----	-----	-----	3	129
50 to 74 cows	-----	1	-----	50	-----	20,000	-----	-----	-----	-----	-----	-----	-----	-----	-----	-----	-----
Cerro Gordo																	
Total	1,808	1,824	16,622	16,519	8,946,408	8,514,304	1,684	185	1,388,050	1,548	2,071,077	14	7,012	130	21,888	1,833	18,368
None	xxx	xxx	xxx	xxx	xxx	xxx	xxx	xxx	xxx	xxx	xxx	xxx	xxx	xxx	xxx	53	272
1 cow	116	166	116	251	86,498	133,434	26	6	1,214	20	2,900	1	100	36	2,759	104	149
2 cows	63		126		61,746		50	8	1,332	46	9,810	2	108	16	1,310	62	178
3 cows	77		231		108,817		67	7	6,480	61	24,732	2	643	16	2,544	76	286
4 cows	87	927	348	5,999	150,906	2,876,131	81	4	4,065	78	36,016	-----	-----	7	1,512	83	391
5 to 9 cows	724		5,136		2,533,604		719	43	111,010	692	662,375	5	1,201	27	4,807	720	5,769
10 to 14 cows	490	642	5,589	8,007	2,874,948	4,189,132	490	44	260,195	457	726,263	2	404	18	3,433	486	5,982
15 to 19 cows	146		2,380		1,386,964		146	31	284,649	122	307,639	1	1,820	7	2,627	145	2,558
20 to 29 cows	82	72	1,850	1,643	1,216,175	993,735	82	31	441,805	57	220,555	1	2,738	3	3,096	81	1,870
30 cows and over	23	17	846	819	546,750	321,872	23	11	277,300	13	80,787	-----	-----	-----	-----	23	913

TABLE 19.—COWS MILKED AND MILK PRODUCED, 1939 AND 1929; DAIRY PRODUCTS SOLD AND BUTTER CHURNED, 1939; AND COWS KEPT FOR MILK APR. 1, 1940; BY NUMBER OF COWS MILKED, BY COUNTIES—Continued

(For explanation and definitions, see text)

STATE OR COUNTY AND NUMBER OF COWS MILKED	COWS MILKED				MILK PRODUCED (GALLONS)		DAIRY PRODUCTS SOLD, 1939							BUTTER CHURNED ON FARMS, 1939		COWS KEPT MAINLY FOR MILK PRODUCTION, APR. 1, 1940	
	Farms reporting		Number					Whole milk sold		Cream sold		Butter sold					
	1939	1929	1939	1929	1939	1929	Farms reporting	Farms reporting	Gallons	Farms reporting	Pounds of butterfat	Farms reporting	Pounds	Farms reporting	Pounds	Farms reporting	Number
IOWA—Continued																	
Cherokee																	
Total	1,666	1,787	9,361	9,550	4,383,394	5,045,092	1,516	68	546,254	1,454	972,348	22	10,256	349	53,083	1,673	10,293
None	xxx	xxx	xxx	xxx	xxx	xxx	xxx	xxx	xxx	xxx	xxx	xxx	xxx	xxx	xxx	49	211
1 cow	106	311	106	525	50,737	298,879	32	3	158	30	3,613	—	—	24	2,171	93	155
2 cows	165		326		151,692		119	2	922	117	28,145	2	650	41	4,529	156	410
3 cows	202		606		283,903		181	7	5,215	171	59,357	4	1,604	49	8,273	200	702
4 cows	250	1,302	1,000	6,799	452,908	3,531,274	242	2	1,145	239	107,609	3	1,024	48	6,375	242	1,081
5 to 9 cows	768		4,987		2,264,562		765	29	56,594	737	540,732	11	6,798	157	26,214	759	5,261
10 to 14 cows	138	163	1,547	1,912	674,157	1,021,713	138	7	25,187	133	175,115	1	105	25	4,754	135	1,567
15 to 19 cows	26		423		244,315		26	10	77,505	19	39,691	1	75	4	719	26	515
20 cows and over	13	11	386	314	261,140	193,226	13	8	179,530	8	18,086	—	—	1	48	13	391
Chickasaw																	
Total	1,857	1,868	17,876	17,922	9,233,717	8,675,618	1,746	166	695,197	1,593	2,429,592	8	1,339	83	10,756	1,893	20,382
None	xxx	xxx	xxx	xxx	xxx	xxx	xxx	xxx	xxx	xxx	xxx	xxx	xxx	xxx	xxx	65	451
1 cow	85	153	85	233	37,289	106,505	16	3	1,020	12	1,133	1	10	14	1,129	75	181
2 cows	61		122		54,084		41	3	2,550	37	9,839	1	272	8	1,461	57	161
3 cows	57		171		83,492		52	5	6,110	47	16,399	—	—	5	668	56	230
4 cows	70	824	280	5,398	143,210	2,674,807	67	7	10,670	61	33,313	—	—	7	347	68	387
5 to 9 cows	704		5,046		2,538,121		690	74	224,312	621	639,600	5	837	27	4,444	699	5,909
10 to 14 cows	582	805	6,730	10,297	3,506,661	4,954,134	582	51	244,006	536	949,003	1	220	15	1,802	577	7,289
15 to 19 cows	211		3,418		1,778,583		211	15	115,289	197	499,017	—	—	4	535	210	3,707
20 to 29 cows	78	80	1,730	1,785	927,247	794,207	78	6	65,140	73	242,706	—	—	3	370	78	1,784
30 to 49 cows	9	6	294	209	165,030	145,965	9	2	28,100	9	38,582	—	—	—	—	8	285
Clarke																	
Total	1,307	1,344	6,396	6,500	2,615,645	2,810,073	1,069	41	76,927	1,044	597,842	18	2,511	980	99,686	1,317	7,086
None	xxx	xxx	xxx	xxx	xxx	xxx	xxx	xxx	xxx	xxx	xxx	xxx	xxx	xxx	xxx	54	173
1 cow	144	375	144	610	58,574	297,455	33	7	928	30	3,358	2	9	97	6,373	127	240
2 cows	190		380		138,784		115	5	1,740	112	21,627	2	154	144	13,505	180	500
3 cows	149		447		182,446		124	4	1,855	122	36,830	1	26	116	11,279	147	527
4 cows	176	843	704	4,308	283,860	1,793,092	160	2	266	158	65,674	2	308	148	14,176	172	800
5 to 9 cows	558		3,570		1,456,551		548	18	32,026	536	350,773	9	1,882	408	45,746	549	3,716
10 to 14 cows	72	118	807	1,417	319,753	611,106	71	1	4,680	70	82,797	2	132	56	7,255	70	783
15 to 19 cows	11		184		83,372		11	1	6,387	11	20,689	—	—	5	602	11	155
20 to 29 cows	7	8	160	165	92,305	108,440	7	3	29,045	5	10,094	—	—	6	950	7	192
Clay																	
Total	1,709	1,738	11,711	10,798	5,555,508	5,344,681	1,587	55	218,023	1,551	1,482,450	4	711	266	29,136	1,711	13,393
None	xxx	xxx	xxx	xxx	xxx	xxx	xxx	xxx	xxx	xxx	xxx	xxx	xxx	xxx	xxx	33	151
1 cow	89	228	89	364	45,026	172,377	25	3	267	21	2,844	2	214	16	1,362	77	149
2 cows	110		220		94,803		80	3	718	80	21,964	—	—	28	2,971	108	314
3 cows	133		399		188,641		123	1	900	122	49,435	—	—	25	2,525	129	543
4 cows	165	1,250	660	7,111	300,709	3,485,898	156	2	6,940	154	81,272	—	—	23	2,189	163	784
5 to 9 cows	862		5,776		2,679,473		855	20	53,493	840	727,527	1	130	158	14,744	852	6,520
10 to 14 cows	270	242	2,981	2,891	1,378,293	1,422,836	268	14	52,436	261	383,015	1	367	29	4,610	269	3,291
15 to 19 cows	54		880		430,835		54	4	10,309	52	118,679	—	—	4	380	54	881
20 to 29 cows	18	15	396	337	236,991	206,220	18	6	56,855	15	50,655	—	—	3	355	18	453
30 cows and over	8	3	310	95	180,737	57,350	8	2	36,105	6	47,079	—	—	—	—	8	307
Clayton																	
Total	2,801	2,868	32,173	30,475	17,265,517	16,429,790	2,690	149	645,449	2,595	4,856,649	8	7,965	249	37,622	2,789	35,015
None	xxx	xxx	xxx	xxx	xxx	xxx	xxx	xxx	xxx	xxx	xxx	xxx	xxx	xxx	xxx	42	300
1 cow	99	190	99	289	46,211	148,934	21	2	350	18	1,893	1	70	36	3,298	83	124
2 cows	77		154		69,409		56	11	6,592	44	11,707	1	15	15	1,362	71	177
3 cows	63		189		87,343		59	2	2,335	58	21,390	—	—	8	473	59	213
4 cows	77	1,084	308	7,094	153,039	3,733,541	76	2	2,923	74	41,144	—	—	12	1,111	75	372
5 to 9 cows	760		5,535		2,886,961		756	39	100,022	733	786,875	3	1,400	69	7,067	751	6,304
10 to 14 cows	954	1,369	11,384	17,805	5,890,576	9,434,339	953	52	238,590	920	1,670,225	2	4,480	68	13,079	945	12,215
15 to 19 cows	515		8,549		4,692,919		513	25	146,049	499	1,340,572	1	2,000	22	5,709	509	9,050
20 to 29 cows	228	197	5,061	4,376	2,884,499	2,551,040	228	12	89,788	222	836,172	—	—	18	5,475	226	5,323
30 to 49 cows	28	28	894	911	554,560	561,936	28	4	58,800	27	146,671	—	—	1	50	28	937
Clinton																	
Total	2,399	2,478	15,942	17,919	7,651,378	9,046,539	2,167	276	1,120,147	1,921	1,641,340	44	19,459	308	57,275	2,435	18,108
None	xxx	xxx	xxx	xxx	xxx	xxx	xxx	xxx	xxx	xxx	xxx	xxx	xxx	xxx	xxx	59	220
1 cow	185	351	185	498	96,740	227,832	44	7	2,338	33	4,226	6	645	43	4,944	181	324
2 cows	185		370		170,363		134	12	9,509	120	28,683	8	379	37	3,973	177	492
3 cows	188		564		267,271		169	15	16,184	152	56,215	4	1,137	32	4,475	188	701
4 cows	254	1,513	936	9,057	438,612	4,435,196	228	24	33,110	210	99,627	1	100	25	2,330	233	1,241
5 to 9 cows	1,116		7,587		3,620,315		1,103	114	374,802	997	848,459	15	7,746	113	21,120	1,109	8,455
10 to 14 cows	389	586	4,381	7,215	2,029,651	3,710,255	387	64	310,974	332	447,320	8	4,952	48	14,896	386	4,553
15 to 19 cows	72		1,164		576,546		72	19	128,717	59	121,692	—	—	6	815	72	1,285
20 to 29 cows	24	40	547	883	318,670	515,384	24	16	169,353	13	33,393	1	500	3	722	24	610
30 to 49 cows	6	8	208	266	113,210	157,892	6	5	75,160	5	1,745	1	4,000	1	4,000	6	227

TABLE 19.—COWS MILKED AND MILK PRODUCED, 1939 AND 1929; DAIRY PRODUCTS SOLD AND BUTTER CHURNED, 1939; AND COWS KEPT FOR MILK APR. 1, 1940; BY NUMBER OF COWS MILKED, BY COUNTIES—Continued

(For explanation and definitions, see text)

STATE OR COUNTY AND NUMBER OF COWS MILKED	COWS MILKED				MILK PRODUCED (GALLONS)		DAIRY PRODUCTS SOLD, 1939							BUTTER CHURNED ON FARMS, 1939		COWS KEPT MAINLY FOR MILK PRODUCTION, APR. 1, 1940	
	Farms reporting		Number					Whole milk sold		Cream sold		Butter sold					
	1939	1929	1939	1929	1939	1929	Farms reporting	Farms reporting	Gallons	Farms reporting	Pounds of butterfat	Farms reporting	Pounds	Farms reporting	Pounds	Farms reporting	Number
IOWA—Continued																	
Crawford																	
Total	2,302	2,376	14,169	15,120	6,513,684	6,840,573	2,146	67	199,055	2,102	1,366,884	44	8,592	1,578	249,571	2,319	15,628
None	xxx	xxx	xxx	xxx	xxx	xxx	xxx	xxx	xxx	xxx	xxx	xxx	xxx	xxx	xxx	50	205
1 cow	91	312	91	510	46,913	251,228	22	3	1,276	18	2,642	1	60	51	4,148	82	140
2 cows	173		346		166,385		127	1	1,045	123	26,228	4	494	106	12,662	170	434
3 cows	198		594		298,616		188	4	1,901	182	61,767	8	1,041	136	17,863	191	674
4 cows	269	1,686	1,076	9,644	489,137	4,419,272	258	3	2,800	256	100,011	5	728	173	22,533	265	1,266
5 to 9 cows	1,275		8,410		3,815,604		1,258	30	62,482	1,243	830,570	19	4,274	905	148,515	1,265	9,122
10 to 14 cows	256	346	2,851	4,222	1,258,313	1,864,302	253	18	65,616	244	258,939	7	1,995	186	39,151	256	2,939
15 to 19 cows	22		354		182,560		22	3	12,200	20	37,376	-----	-------	14	3,327	22	370
20 to 29 cows	14	30	302	669	178,330	256,771	14	4	43,235	12	33,838	-----	-------	6	1,300	14	320
30 to 49 cows	4	2	145	75	77,826	49,000	4	1	8,500	4	15,513	-----	-------	1	72	4	158
Dallas																	
Total	2,060	2,150	11,750	10,951	6,446,350	5,628,874	1,698	354	1,655,762	1,395	1,117,694	21	8,350	439	59,120	2,065	13,137
None	xxx	xxx	xxx	xxx	xxx	xxx	xxx	xxx	xxx	xxx	xxx	xxx	xxx	xxx	xxx	73	275
1 cow	231	565	231	887	126,473	469,090	46	14	2,680	31	3,418	2	188	73	5,874	211	291
2 cows	238		476		250,387		137	22	16,995	117	29,177	3	142	80	9,916	229	589
3 cows	203		609		301,832		164	16	20,010	149	55,071	4	1,075	59	7,526	192	676
4 cows	295	1,362	1,180	7,060	598,949	3,475,140	276	28	48,863	249	127,947	7	1,206	63	7,543	287	1,306
5 to 9 cows	804		5,279		2,731,731		787	143	405,885	669	595,350	4	2,099	130	19,356	788	5,728
10 to 14 cows	209	200	2,329	2,426	1,299,480	1,379,277	208	76	432,973	145	228,211	-----	-------	25	3,091	205	2,495
15 to 19 cows	43		699		416,663		43	24	187,742	24	45,881	-----	-------	4	1,056	43	736
20 to 29 cows	28	18	630	399	453,497	226,108	28	23	326,126	9	26,939	-----	-------	2	568	28	657
30 to 49 cows	9	5	317	179	267,338	79,259	9	8	216,488	2	7,700	1	3,640	3	4,190	9	384
Davis																	
Total	1,683	1,839	8,507	9,302	3,358,643	3,634,892	1,405	44	83,252	1,364	771,557	17	4,926	1,388	116,841	1,665	9,036
None	xxx	xxx	xxx	xxx	xxx	xxx	xxx	xxx	xxx	xxx	xxx	xxx	xxx	xxx	xxx	49	170
1 cow	168	481	168	763	73,690	317,736	49	6	970	45	4,419	-----	-------	120	8,064	151	230
2 cows	250		500		202,138		173	12	3,173	168	29,336	-----	-------	200	14,641	241	590
3 cows	210		630		231,439		170	5	1,045	169	42,620	3	162	178	14,371	196	707
4 cows	218	1,170	872	6,078	328,078	2,347,706	199	4	908	197	72,080	2	72	184	14,670	212	954
5 to 9 cows	694		4,444		1,687,678		673	7	3,625	671	416,953	9	615	592	48,655	675	4,525
10 to 14 cows	105	176	1,162	2,156	472,067	821,772	103	5	12,606	100	121,674	2	177	87	9,676	103	1,172
15 to 19 cows	20		323		144,325		20	1	5,475	20	39,206	-----	-------	15	1,765	20	265
20 cows and over	18	12	408	305	219,228	147,678	18	4	55,450	14	45,269	1	3,900	12	4,999	18	423
Decatur																	
Total	1,705	1,880	8,344	9,152	3,429,176	3,666,298	1,325	56	104,252	1,296	772,665	32	5,436	1,303	120,434	1,666	8,957
None	xxx	xxx	xxx	xxx	xxx	xxx	xxx	xxx	xxx	xxx	xxx	xxx	xxx	xxx	xxx	54	205
1 cow	247	566	247	879	118,022	373,234	56	4	296	51	4,027	6	563	176	12,682	223	364
2 cows	274		548		213,720		176	8	1,398	170	29,866	5	355	213	16,858	249	638
3 cows	207		621		236,512		174	4	1,135	170	41,543	2	520	174	15,579	196	696
4 cows	212	1,123	848	5,865	320,612	2,300,650	182	3	1,990	180	71,268	4	161	176	17,109	202	986
5 to 9 cows	588		3,771		1,494,158		560	21	19,159	553	364,214	13	1,057	442	39,965	568	3,882
10 to 14 cows	137	182	1,509	2,186	682,171	893,003	137	7	17,516	134	180,954	1	1,200	93	12,681	136	1,475
15 to 19 cows	23		375		157,441		23	4	22,183	22	37,143	-----	-------	18	2,252	23	342
20 to 29 cows	12	8	254	192	117,665	81,211	12	1	3,770	12	37,140	-----	-------	8	1,100	10	213
30 to 49 cows	5	1	171	30	88,875	18,200	5	4	36,805	4	6,510	1	1,600	3	2,208	5	176
Delaware																	
Total	2,120	2,129	24,371	22,365	13,183,544	11,856,481	2,039	92	343,121	1,967	3,842,302	11	17,626	48	21,826	2,130	28,462
None	xxx	xxx	xxx	xxx	xxx	xxx	xxx	xxx	xxx	xxx	xxx	xxx	xxx	xxx	xxx	38	280
1 cow	87	162	87	235	46,018	109,360	29	8	2,961	22	3,156	-----	-------	14	932	79	116
2 cows	59		118		58,544		47	8	5,172	39	11,061	1	375	4	675	55	145
3 cows	42		126		66,352		40	5	7,297	37	15,736	-----	-------	4	740	39	146
4 cows	58	825	232	5,384	120,631	2,782,792	58	6	6,935	57	33,510	-----	-------	2	160	57	263
5 to 9 cows	596		4,387		2,356,191		590	20	86,245	571	691,300	4	3,989	10	4,955	591	4,988
10 to 14 cows	694	988	8,252	12,974	4,481,816	6,990,989	691	25	114,740	671	1,304,123	3	5,372	6	5,643	692	8,829
15 to 19 cows	364		5,965		3,194,373		364	7	41,150	358	964,504	2	3,690	4	4,008	363	6,336
20 to 29 cows	196	126	4,311	2,802	2,363,069	1,504,094	196	10	53,021	190	686,372	1	4,200	3	4,712	192	4,468
30 to 49 cows	20	26	668	860	357,587	437,144	20	1	17,500	19	100,490	-----	-------	1	1	20	681
50 to 74 cows	4	2	225	110	138,963	32,102	4	2	28,100	3	32,050	-----	-------	------	--------	4	210
Des Moines																	
Total	1,507	1,609	8,071	8,525	4,026,768	4,085,094	1,286	233	1,280,666	1,073	653,222	22	5,324	564	57,424	1,519	8,909
None	xxx	xxx	xxx	xxx	xxx	xxx	xxx	xxx	xxx	xxx	xxx	xxx	xxx	xxx	xxx	35	80
1 cow	174	390	174	609	82,357	276,455	50	4	1,183	46	4,704	2	95	83	3,743	165	229
2 cows	217		434		198,530		155	14	8,245	144	32,481	2	40	93	7,852	211	525
3 cows	188		564		266,306		172	11	9,257	164	59,998	2	200	92	8,562	186	689
4 cows	189	1,034	756	5,405	348,501	2,495,988	180	14	24,359	166	74,203	3	929	77	8,724	186	860
5 to 9 cows	553		3,554		1,649,857		543	81	271,832	471	351,270	9	2,646	196	21,622	551	3,829
10 to 14 cows	142	164	1,586	1,987	836,798	1,030,208	142	75	457,990	69	94,368	2	214	37	5,260	142	1,658
15 to 19 cows	21		342		212,937		21	16	167,278	6	12,455	-----	-------	3	461	20	343
20 to 29 cows	18	18	418	419	261,004	218,743	18	13	183,384	6	21,197	2	1,200	3	1,400	18	428
30 cows and over	5	3	243	105	170,480	63,700	5	5	157,140	1	2,546	-----	-------	------	--------	5	267

TABLE 19.—COWS MILKED AND MILK PRODUCED, 1939 AND 1929; DAIRY PRODUCTS SOLD AND BUTTER CHURNED, 1939; AND COWS KEPT FOR MILK APR. 1, 1940; BY NUMBER OF COWS MILKED, BY COUNTIES—Continued

(For explanation and definitions, see text)

STATE OR COUNTY AND NUMBER OF COWS MILKED	COWS MILKED				MILK PRODUCED (GALLONS)		DAIRY PRODUCTS SOLD, 1939							BUTTER CHURNED ON FARMS, 1939		COWS KEPT MAINLY FOR MILK PRODUCTION, APR. 1, 1940	
	Farms reporting		Number					Whole milk sold		Cream sold		Butter sold					
	1939	1929	1939	1929	1939	1929	Farms reporting	Farms reporting	Gallons	Farms reporting	Pounds of butterfat	Farms reporting	Pounds	Farms reporting	Pounds	Farms reporting	Number
IOWA—Continued																	
Dickinson																	
Total	1,145	1,151	8,933	8,246	4,440,122	4,196,310	1,080	58	172,605	1,055	1,156,369	2	45	195	23,352	1,158	10,178
None	xxx	xxx	xxx	xxx	xxx	xxx	xxx	xxx	xxx	xxx	xxx	xxx	xxx	xxx	xxx	33	228
1 cow	56	119	56	187	30,050	99,010	15	2	2,150	13	1,692	———	———	16	1,287	51	94
2 cows	56		112		57,648		39	4	1,411	36	9,652	1	20	19	1,512	50	185
3 cows	56		168		79,100		53	4	1,390	52	19,023	———	———	9	851	55	228
4 cows	58	750	232	4,368	118,557	2,223,453	57	3	1,850	56	31,662	———	———	9	878	58	311
5 to 9 cows	575		3,961		1,910,373		573	18	32,212	565	505,097	1	25	92	10,998	568	4,528
10 to 14 cows	270	260	3,001	3,157	1,455,679	1,625,979	269	13	28,111	264	396,448	———	———	37	5,859	269	3,175
15 to 19 cows	50		818		436,015		50	5	16,951	49	116,719	———	———	8	1,119	50	617
20 cows and over	24	22	585	534	352,700	247,868	24	9	88,550	20	76,076	———	———	5	848	24	612
Dubuque																	
Total	2,076	2,094	24,261	25,043	11,939,007	10,519,471	1,933	322	2,136,294	1,642	2,764,425	24	13,230	216	44,348	2,077	27,292
None	xxx	xxx	xxx	xxx	xxx	xxx	xxx	xxx	xxx	xxx	xxx	xxx	xxx	xxx	xxx	52	532
1 cow	122	209	122	295	58,053	134,733	29	16	4,069	12	3,067	3	144	54	4,728	105	165
2 cows	72		144		64,291		46	10	4,395	36	7,859	4	706	19	2,300	67	162
3 cows	68		204		82,626		57	13	8,628	45	15,158	1	250	15	2,820	66	252
4 cows	54	666	216	4,352	98,120	2,009,353	53	8	12,135	47	21,979	———	———	4	506	50	267
5 to 9 cows	479		3,432		1,555,004		469	65	197,701	417	377,721	5	1,000	54	7,504	465	4,067
10 to 14 cows	609	1,019	7,513	13,704	3,552,542	6,196,774	607	81	450,809	530	869,511	5	3,325	36	7,776	602	8,133
15 to 19 cows	430		7,086		3,687,850		430	64	585,783	372	890,172	4	5,755	23	8,608	428	7,759
20 to 29 cows	213	178	4,720	3,950	2,270,346	1,797,730	213	53	614,616	164	499,094	2	2,050	9	3,950	213	4,969
30 cows and over	29	22	1,024	742	570,175	380,881	29	12	258,158	19	80,064	———	———	2	6,156	29	986
Emmet																	
Total	1,184	1,222	9,521	9,907	5,008,070	5,153,612	1,107	44	162,008	1,074	1,299,519	6	956	100	11,890	1,190	10,562
None	xxx	xxx	xxx	xxx	xxx	xxx	xxx	xxx	xxx	xxx	xxx	xxx	xxx	xxx	xxx	52	147
1 cow	76	156	76	212	39,065	98,513	28	6	2,230	21	3,479	1	100	15	993	72	162
2 cows	64		128		55,788		48	1	1,000	46	9,533	1	200	15	1,862	57	164
3 cows	57		171		83,434		52	4	3,890	48	17,853	1	100	12	1,694	53	245
4 cows	65	695	260	4,183	126,579	2,060,598	60	3	1,645	59	30,361	———	———	7	843	65	347
5 to 9 cows	544		3,824		1,952,629		543	13	27,978	535	513,206	3	556	37	4,085	535	4,213
10 to 14 cows	271	351	3,065	4,479	1,641,187	2,409,602	269	10	50,235	262	428,279	———	———	11	1,915	269	3,221
15 to 19 cows	72		1,151		648,438		72	5	38,490	70	169,652	———	———	3	498	72	1,227
20 to 29 cows	30	33	666	748	374,660	399,444	30	1	14,500	29	107,852	———	———	———	———	30	703
30 to 49 cows	5	6	180	225	86,290	125,455	5	1	22,040	4	19,304	———	———	———	———	5	133
50 to 74 cows	———	1	———	60	———	60,000	———	———	———	———	———	———	———	———	———	———	———
Fayette																	
Total	2,883	2,876	29,711	27,615	15,269,911	15,080,393	2,737	163	827,999	2,586	4,186,415	14	9,743	173	29,204	2,919	32,687
None	xxx	xxx	xxx	xxx	xxx	xxx	xxx	xxx	xxx	xxx	xxx	xxx	xxx	xxx	xxx	81	545
1 cow	108	242	108	359	50,491	194,142	26	6	2,215	19	2,760	1	100	23	1,926	102	166
2 cows	92		184		74,874		55	5	2,760	51	13,512	2	70	20	2,113	83	246
3 cows	86		258		115,234		79	8	6,655	72	27,723	1	75	5	444	80	336
4 cows	100	1,278	400	8,186	173,899	4,551,154	91	9	11,680	84	45,912	———	———	6	568	99	473
5 to 9 cows	990		7,148		3,592,562		980	54	166,289	929	978,176	5	3,768	67	11,564	978	7,933
10 to 14 cows	952	1,221	10,913	15,848	5,528,009	8,654,643	931	47	269,724	887	1,530,086	3	2,680	35	6,848	923	11,915
15 to 19 cows	406		6,722		3,592,136		406	22	190,372	386	1,004,087	———	———	11	1,485	405	7,056
20 to 29 cows	149	116	3,283	2,561	1,748,341	1,411,432	149	7	91,600	142	498,032	1	50	5	616	148	3,258
30 to 49 cows	20	18	695	605	394,365	261,808	20	5	86,704	16	88,127	1	3,000	1	3,640	20	759
50 to 74 cows	———	1	———	56	———	27,214	———	———	———	———	———	———	———	———	———	———	———
Floyd																	
Total	1,723	1,719	13,242	12,880	6,513,297	6,540,768	1,617	150	707,607	1,494	1,609,048	11	2,130	200	20,681	1,730	14,833
None	xxx	xxx	xxx	xxx	xxx	xxx	xxx	xxx	xxx	xxx	xxx	xxx	xxx	xxx	xxx	46	228
1 cow	86	200	86	309	42,596	157,580	24	6	2,159	16	1,855	2	196	25	2,318	74	177
2 cows	114		228		102,192		86	8	5,430	80	15,292	3	275	33	3,002	107	310
3 cows	102		306		132,901		94	9	8,268	86	28,136	3	700	16	2,192	100	364
4 cows	125	1,044	500	6,396	228,867	3,107,640	120	8	12,766	114	50,118	1	300	20	2,321	121	598
5 to 9 cows	805		5,529		2,642,324		803	53	155,922	762	686,943	1	156	65	6,064	794	6,208
10 to 14 cows	360	443	4,090	5,417	1,994,095	2,853,802	359	37	195,090	330	525,490	———	———	29	2,945	358	4,384
15 to 19 cows	85		1,387		733,815		85	16	155,653	70	172,221	1	508	8	1,112	84	1,442
20 to 29 cows	38	29	856	651	440,197	332,716	38	9	95,664	31	89,140	———	———	4	727	38	803
30 to 49 cows	8	2	280	77	196,310	46,000	8	4	76,655	5	39,873	———	———	———	———	8	324
50 to 74 cows	———	1	———	50	———	43,030	———	———	———	———	———	———	———	———	———	———	———
Franklin																	
Total	1,976	1,970	16,517	15,894	8,345,901	7,516,480	1,870	78	310,398	1,811	2,286,323	9	1,237	128	15,126	1,984	18,678
None	xxx	xxx	xxx	xxx	xxx	xxx	xxx	xxx	xxx	xxx	xxx	xxx	xxx	xxx	xxx	45	219
1 cow	92	171	92	271	44,222	138,567	25	2	465	19	2,844	3	400	18	1,434	79	150
2 cows	74		148		72,420		54	5	2,775	51	13,078	———	———	12	1,102	70	179
3 cows	59		177		79,640		55	3	2,640	53	18,175	———	———	5	723	59	243
4 cows	102	1,165	408	7,311	195,020	3,470,319	99	4	5,510	95	52,699	1	20	11	1,061	99	531
5 to 9 cows	938		6,542		3,214,063		932	35	88,935	905	883,647	5	817	47	6,001	926	7,563
10 to 14 cows	547	594	6,204	7,284	3,100,518	3,444,725	543	17	76,578	531	873,762	———	———	28	3,733	543	6,638
15 to 19 cows	117		1,895		980,216		117	4	18,250	114	277,643	———	———	4	582	116	1,997
20 cows and over	47	40	1,051	1,028	659,802	462,871	47	8	115,247	43	164,475	———	———	3	490	47	1,158

TABLE 19.—COWS MILKED AND MILK PRODUCED, 1939 AND 1929; DAIRY PRODUCTS SOLD AND BUTTER CHURNED, 1939; AND COWS KEPT FOR MILK APR. 1, 1940; BY NUMBER OF COWS MILKED, BY COUNTIES—Continued

(For explanation and definitions, see text)

STATE OR COUNTY AND NUMBER OF COWS MILKED	COWS MILKED				MILK PRODUCED (GALLONS)		DAIRY PRODUCTS SOLD, 1939						BUTTER CHURNED ON FARMS, 1939		COWS KEPT MAINLY FOR MILK PRODUCTION, APR. 1, 1940	
	Farms reporting		Number					Whole milk sold		Cream sold		Butter sold				
	1939	1929	1939	1929	1939	1929	Farms reporting	Farms reporting	Gallons	Farms reporting	Pounds of butterfat	Farms reporting	Pounds	Farms reporting	Pounds	Farms reporting	Number
IOWA—Continued																	
Fremont																	
Total	1,529	1,700	5,799	6,215	5,010,854	5,198,971	1,092	118	358,904	991	458,910	45	5,661	1,158	124,580	1,527	6,340
None	xxx	xxx	xxx	xxx	xxx	xxx	xxx	xxx	xxx	xxx	xxx	xxx	xxx	xxx	xxx	41	85
1 cow	241	704	241	1,129	135,394	614,955	51	4	1,743	42	6,043	5	181	148	11,176	224	308
2 cows	345		686		347,100		191	10	5,074	178	37,766	6	522	274	25,589	525	792
3 cows	274		822		404,728		219	10	7,492	206	62,548	14	871	215	25,586	272	905
4 cows	226	936	904	4,325	434,547	2,201,984	208	13	7,671	197	78,911	8	1,115	178	20,118	225	950
5 to 9 cows	586		2,362		1,198,733		367	53	121,978	331	223,810	10	1,516	288	56,252	585	2,535
10 to 14 cows	44	56	488	672	277,427	339,454	45	17	82,961	29	40,252	2	1,456	30	5,867	44	473
15 to 19 cows	9		146		89,575		9	5	39,350	7	8,790	—	—	4	1,856	9	154
20 cows and over	6	4	152	89	122,350	42,600	6	6	94,635	1	790	—	—	1	156	6	140
Greene																	
Total	1,941	1,951	10,718	11,060	5,052,824	5,508,704	1,755	90	284,347	1,690	1,210,480	10	3,220	432	48,561	1,987	11,948
None	xxx	xxx	xxx	xxx	xxx	xxx	xxx	xxx	xxx	xxx	xxx	xxx	xxx	xxx	xxx	72	301
1 cow	160	314	160	515	80,785	268,246	52	5	961	49	5,864	—	—	50	5,285	144	234
2 cows	210		420		195,543		159	8	2,714	151	32,859	2	154	63	6,742	198	636
3 cows	187		561		248,814		174	2	2,640	172	59,636	2	365	46	5,111	185	655
4 cows	292	1,416	1,168	7,615	526,325	3,896,478	286	12	18,458	276	128,698	2	518	55	5,640	288	1,344
5 to 9 cows	878		5,865		2,577,086		870	35	59,315	840	651,391	4	2,183	183	23,028	869	6,006
10 to 14 cows	171	197	1,909	2,365	915,468	1,077,817	171	15	54,230	163	221,210	—	—	28	3,991	170	1,953
15 to 19 cows	30		470		252,574		30	8	35,780	27	56,618	—	—	5	684	30	417
20 to 29 cows	10	21	220	461	147,748	211,983	10	4	46,695	9	27,513	—	—	2	80	10	227
30 cows and over	3	3	145	108	92,501	54,200	3	1	5,550	3	28,673	—	—	—	—	3	177
Grundy																	
Total	1,696	1,728	15,672	14,485	6,662,875	6,979,542	1,558	50	187,794	1,518	1,754,843	15	6,785	115	18,799	1,723	15,253
None	xxx	xxx	xxx	xxx	xxx	xxx	xxx	xxx	xxx	xxx	xxx	xxx	xxx	xxx	xxx	42	258
1 cow	95	161	95	270	48,480	130,126	20	—	—	18	2,411	2	153	20	2,021	93	150
2 cows	111		222		109,448		77	4	2,950	73	18,080	3	274	17	1,860	110	277
3 cows	91		273		133,267		85	7	4,480	80	31,872	1	50	7	705	88	349
4 cows	126	927	504	5,674	265,995	2,814,827	120	6	6,750	114	57,104	1	200	5	829	126	599
5 to 9 cows	682		4,774		2,450,640		665	20	51,110	648	584,948	3	825	39	4,886	677	5,383
10 to 14 cows	448	597	5,187	7,461	2,478,225	3,540,767	448	6	31,229	445	666,008	3	2,350	16	4,188	446	5,595
15 to 19 cows	104		1,709		772,081		104	3	13,600	103	261,658	—	—	3	565	103	1,748
20 to 29 cows	36	36	806	807	355,489	349,482	36	3	28,675	35	107,962	2	2,933	6	3,745	35	832
30 to 49 cows	5	7	102	251	49,250	144,340	3	1	29,000	2	4,800	—	—	—	—	3	82
Guthrie																	
Total	2,161	2,121	11,826	11,554	5,225,776	5,798,750	1,894	66	132,641	1,838	1,241,102	37	4,574	776	78,746	2,178	15,324
None	xxx	xxx	xxx	xxx	xxx	xxx	xxx	xxx	xxx	xxx	xxx	xxx	xxx	xxx	xxx	67	307
1 cow	209	469	209	748	99,783	379,879	59	1	45	53	6,050	6	560	98	7,476	183	342
2 cows	224		448		192,576		154	5	1,909	147	30,215	7	610	87	8,635	216	614
3 cows	223		669		301,320		207	7	4,575	199	66,889	4	650	89	9,175	220	863
4 cows	291	1,394	1,164	7,514	500,338	3,735,002	279	8	8,913	272	116,048	4	661	91	8,681	289	1,309
5 to 9 cows	980		6,400		2,807,862		961	28	47,574	941	698,255	14	1,978	334	34,824	972	6,927
10 to 14 cows	189	238	2,135	2,854	951,166	1,471,324	189	7	17,954	185	237,543	2	115	65	8,517	184	2,158
15 to 19 cows	36		596		261,050		36	6	26,290	34	64,061	—	—	9	1,283	36	608
20 cows and over	9	20	205	456	111,681	212,745	9	4	25,381	7	22,041	—	—	3	355	9	216
Hamilton																	
Total	1,986	2,101	11,989	11,872	5,702,429	5,919,595	1,832	81	288,046	1,779	1,394,422	11	2,636	528	58,589	2,013	13,325
None	xxx	xxx	xxx	xxx	xxx	xxx	xxx	xxx	xxx	xxx	xxx	xxx	xxx	xxx	xxx	48	242
1 cow	125	399	125	635	61,758	307,477	37	4	1,480	32	3,427	1	100	37	3,353	118	247
2 cows	188		376		191,507		150	5	1,785	146	34,074	2	850	50	5,188	185	469
3 cows	189		567		268,499		177	7	4,750	171	60,765	5	1,169	34	5,108	189	699
4 cows	237	1,435	948	7,865	427,525	3,804,901	225	6	7,140	222	101,392	—	—	32	3,845	235	1,119
5 to 9 cows	940		6,185		2,890,191		938	24	48,049	920	738,045	2	317	132	14,258	934	6,630
10 to 14 cows	258	252	2,852	2,984	1,325,417	1,560,534	258	23	74,407	248	351,748	1	200	38	5,311	257	2,948
15 to 19 cows	32		517		272,990		32	6	43,655	28	60,923	—	—	6	1,216	32	525
20 to 29 cows	14	11	311	246	200,012	139,509	14	4	63,750	11	35,272	—	—	1	312	14	325
30 to 49 cows	5	4	108	142	64,550	107,174	3	2	43,050	1	8,776	—	—	—	—	5	121
Hancock																	
Total	1,887	1,864	16,305	15,769	7,887,529	7,927,175	1,779	50	141,896	1,732	2,119,645	14	5,405	216	34,409	1,900	17,951
None	xxx	xxx	xxx	xxx	xxx	xxx	xxx	xxx	xxx	xxx	xxx	xxx	xxx	xxx	xxx	30	174
1 cow	89	149	89	227	43,192	97,071	16	3	305	15	1,603	—	—	22	1,179	87	151
2 cows	72		144		62,716		55	3	1,300	51	11,133	1	100	20	2,288	67	189
3 cows	67		201		93,755		62	1	1,560	58	22,020	3	715	12	2,100	66	278
4 cows	96	1,074	384	6,800	186,846	3,309,740	94	3	2,780	89	44,383	3	350	13	2,127	95	453
5 to 9 cows	846		5,978		2,902,131		835	16	34,220	819	771,885	6	3,440	96	16,995	839	6,745
10 to 14 cows	529	578	6,092	7,228	2,918,442	3,677,045	529	11	38,720	520	806,606	1	800	39	7,400	529	6,532
15 to 19 cows	140		2,278		1,090,101		140	7	30,211	138	301,546	—	—	12	2,050	139	2,315
20 to 29 cows	44	54	983	1,192	498,621	666,119	44	5	32,500	40	135,651	—	—	2	270	44	991
30 to 49 cows	4	8	156	266	91,725	149,200	4	1	300	4	24,820	—	—	—	—	4	125
50 to 74 cows	—	1	—	56	—	28,000	—	—	—	—	—	—	—	—	—	—	—

TABLE 19.—COWS MILKED AND MILK PRODUCED, 1939 AND 1929; DAIRY PRODUCTS SOLD AND BUTTER CHURNED, 1939; AND COWS KEPT FOR MILK APR. 1, 1940; BY NUMBER OF COWS MILKED, BY COUNTIES—Continued

(For explanation and definitions, see text)

STATE OR COUNTY AND NUMBER OF COWS MILKED	COWS MILKED				MILK PRODUCED (GALLONS)		DAIRY PRODUCTS SOLD, 1939							BUTTER CHURNED ON FARMS, 1939		COWS KEPT MAINLY FOR MILK PRODUCTION, APR. 1, 1940	
	Farms reporting		Number					Whole milk sold		Cream sold		Butter sold					
	1939	1929	1939	1929	1939	1929	Farms reporting	Farms reporting	Gallons	Farms reporting	Pounds of butterfat	Farms reporting	Pounds	Farms reporting	Pounds	Farms reporting	Number
IOWA—Continued																	
Hardin																	
Total	1,906	2,038	14,720	14,645	7,507,491	7,246,897	1,784	64	330,361	1,739	1,959,585	11	8,785	124	25,065	1,859	15,819
None	xxx	xxx	xxx	xxx	xxx	xxx	xxx	xxx	xxx	xxx	xxx	xxx	xxx	xxx	xxx	35	153
1 cow	86	286	86	457	46,405	205,765	28	—	—	28	4,339	—	—	14	930	71	152
2 cows	126		252		117,415		90	5	4,125	84	21,539	2	124	18	2,352	120	397
3 cows	107		321		140,359		97	2	1,862	96	33,250	—	—	13	1,169	102	453
4 cows	132	1,228	528	7,318	247,552	3,489,042	127	3	3,772	125	71,349	—	—	8	650	128	562
5 to 9 cows	889		6,129		2,979,028		879	21	38,120	865	779,305	4	1,595	52	8,213	851	6,612
10 to 14 cows	457	484	4,947	5,889	2,541,659	2,998,667	454	19	100,582	419	685,692	3	810	15	3,315	424	5,068
15 to 19 cows	89		1,414		771,792		89	7	41,856	86	204,134	2	6,254	3	6,332	89	1,465
20 to 29 cows	32	34	718	784	459,890	579,725	32	4	40,824	29	151,351	—	—	1	104	31	660
30 cows and over	8	6	325	217	205,611	175,700	8	3	99,420	7	30,646	—	—	—	—	8	337
Harrison																	
Total	2,291	2,642	10,860	11,959	5,266,265	5,895,855	1,948	148	422,721	1,814	1,069,915	37	8,580	1,090	131,415	2,329	11,873
None	xxx	xxx	xxx	xxx	xxx	xxx	xxx	xxx	xxx	xxx	xxx	xxx	xxx	xxx	xxx	66	195
1 cow	208	754	208	1,202	105,855	589,503	51	11	2,706	58	5,272	2	109	104	8,481	191	286
2 cows	319		638		295,402		210	18	9,560	191	44,905	7	687	177	16,955	312	765
3 cows	280		840		390,674		258	11	11,484	225	74,584	7	1,849	155	18,335	278	972
4 cows	398	1,728	1,584	8,696	742,601	4,272,985	374	19	34,608	358	156,253	7	1,124	197	21,526	394	1,761
5 to 9 cows	966		6,047		2,915,172		951	62	169,355	899	645,092	10	1,765	423	57,262	964	6,406
10 to 14 cows	107	154	1,177	1,605	620,859	896,397	107	18	93,525	91	119,421	4	3,048	30	8,408	107	1,117
15 to 19 cows	8		129		67,566		8	3	25,100	6	12,485	—	—	2	208	8	103
20 to 29 cows	5	6	105	166	50,772	92,950	5	3	25,469	4	6,955	—	—	1	104	5	104
30 to 49 cows	4	2	154	90	77,164	44,000	4	3	52,914	2	4,968	—	—	1	156	4	146
Henry																	
Total	1,712	1,848	8,282	9,183	3,919,095	4,633,271	1,489	107	344,697	1,413	871,676	18	8,014	678	69,663	1,711	8,846
None	xxx	xxx	xxx	xxx	xxx	xxx	xxx	xxx	xxx	xxx	xxx	xxx	xxx	xxx	xxx	51	189
1 cow	174	460	174	715	81,040	360,555	55	10	2,554	48	5,043	—	—	63	3,585	159	247
2 cows	247		494		204,111		180	11	3,582	172	36,409	3	458	105	8,861	236	558
3 cows	280		780		338,794		247	11	6,458	238	80,683	1	100	112	9,330	254	868
4 cows	257	1,208	1,028	6,069	477,401	3,042,187	245	9	6,809	239	110,526	3	125	103	8,898	250	1,086
5 to 9 cows	651		4,120		1,905,574		639	42	65,342	611	458,907	7	152	246	25,455	641	4,226
10 to 14 cows	96	164	1,068	1,950	514,976	955,937	96	9	18,125	89	139,189	3	1,982	43	7,144	94	1,094
15 to 19 cows	20		327		187,760		20	11	77,703	11	25,422	1	5,197	4	5,897	19	366
20 cows and over	7	16	291	451	209,839	274,592	7	4	164,124	5	15,497	—	—	2	515	7	212
Howard																	
Total	1,601	1,610	17,572	16,674	9,135,132	7,633,010	1,553	118	439,794	1,476	2,157,269	8	6,382	81	15,812	1,610	19,397
None	xxx	xxx	xxx	xxx	xxx	xxx	xxx	xxx	xxx	xxx	xxx	xxx	xxx	xxx	xxx	44	342
1 cow	37	109	37	168	20,180	98,720	9	3	1,567	5	527	1	100	9	880	35	59
2 cows	55		106		50,778		43	2	1,465	41	8,158	—	—	5	590	49	150
3 cows	56		168		48,086		51	3	2,126	29	8,628	—	—	4	714	35	166
4 cows	58	649	224	4,221	96,126	1,907,480	53	4	6,460	49	23,677	—	—	4	324	54	314
5 to 9 cows	467		3,393		1,765,774		465	33	77,335	445	415,232	1	400	17	2,391	457	3,951
10 to 14 cows	595	738	6,983	9,676	3,498,106	4,390,623	595	43	160,898	562	841,099	4	5,282	26	8,708	586	7,592
15 to 19 cows	239		3,912		2,076,144		239	18	88,800	229	514,805	1	450	10	1,505	251	4,088
20 to 29 cows	105	104	2,303	2,289	1,280,073	1,044,642	105	9	70,718	101	285,355	1	150	6	700	104	2,295
30 cows and over	15	10	506	320	299,865	191,545	15	3	30,625	15	61,790	—	—	—	—	15	460
Humboldt																	
Total	1,303	1,420	8,798	10,191	4,826,677	4,849,690	1,195	40	187,793	1,173	1,185,076	2	2,207	76	10,979	1,278	9,798
None	xxx	xxx	xxx	xxx	xxx	xxx	xxx	xxx	xxx	xxx	xxx	xxx	xxx	xxx	xxx	27	152
1 cow	85	181	85	282	44,244	138,246	23	3	910	21	2,554	—	—	8	555	73	131
2 cows	86		172		93,908		61	2	732	59	16,416	—	—	14	1,313	84	247
3 cows	95		285		153,639		85	2	2,445	83	34,326	—	—	8	1,511	90	382
4 cows	117	899	468	5,550	275,419	2,534,549	113	2	1,850	112	66,296	—	—	4	290	112	553
5 to 9 cows	650		4,333		2,329,489		643	13	26,414	637	595,039	1	482	33	3,877	627	4,859
10 to 14 cows	220	303	2,480	3,654	1,331,921	1,729,454	220	8	51,364	215	346,249	—	—	6	1,116	217	2,582
15 to 19 cows	29		482		278,473		29	2	15,000	27	69,851	—	—	1	200	28	460
20 to 29 cows	17	28	369	617	232,584	304,859	17	6	78,150	15	34,339	1	1,725	2	2,137	16	350
30 to 49 cows	4	9	124	308	88,000	142,582	4	2	10,928	4	20,026	—	—	—	—	4	122
Ida																	
Total	1,284	1,368	6,947	7,691	3,231,103	3,521,214	1,176	31	128,050	1,144	716,963	36	12,920	635	100,110	1,282	7,496
None	xxx	xxx	xxx	xxx	xxx	xxx	xxx	xxx	xxx	xxx	xxx	xxx	xxx	xxx	xxx	25	124
1 cow	60	205	60	356	28,142	188,995	22	2	455	19	2,505	2	70	30	2,916	55	76
2 cows	150		260		120,611		34	—	—	92	19,534	5	541	60	6,567	124	304
3 cows	144		432		212,754		138	3	1,420	135	48,529	4	414	64	8,336	139	480
4 cows	221	1,005	884	5,275	426,261	2,456,625	212	1	730	210	99,704	8	3,041	103	16,021	219	985
5 to 9 cows	622		3,964		1,810,685		608	14	36,289	595	425,713	12	4,235	329	50,877	614	4,129
10 to 14 cows	89	148	998	1,825	451,464	752,744	84	5	26,610	80	90,858	3	3,509	42	12,787	89	1,044
15 to 19 cows	9		149		65,700		9	1	2,500	8	15,790	2	1,110	4	1,882	8	155
20 to 29 cows	9	9	200	200	115,506	86,850	9	5	60,086	5	14,530	—	—	3	724	9	201
30 to 49 cows	—	1	—	35	—	36,000	—	—	—	—	—	—	—	—	—	—	—

TABLE 19.—COWS MILKED AND MILK PRODUCED, 1939 AND 1929; DAIRY PRODUCTS SOLD AND BUTTER CHURNED, 1939; AND COWS KEPT FOR MILK APR. 1, 1940; BY NUMBER OF COWS MILKED, BY COUNTIES—Continued

(For explanation and definitions, see text)

STATE OR COUNTY AND NUMBER OF COWS MILKED	COWS MILKED				MILK PRODUCED (GALLONS)		DAIRY PRODUCTS SOLD, 1939							BUTTER CHURNED ON FARMS, 1939		COWS KEPT MAINLY FOR MILK PRODUCTION, APR. 1, 1940	
	Farms reporting		Number					Whole milk sold		Cream sold		Butter sold					
	1939	1929	1939	1929	1939	1929	Farms reporting	Farms reporting	Gallons	Farms reporting	Pounds of butterfat	Farms reporting	Pounds	Farms reporting	Pounds	Farms reporting	Number
IOWA—Continued																	
Iowa																	
Total	1,981	1,989	11,940	11,690	6,205,390	5,477,114	1,742	50	444,876	1,710	1,443,493	16	6,295	481	58,819	2,000	13,029
None	xxx	xxx	xxx	xxx	xxx	xxx	xxx	xxx	xxx	xxx	xxx	xxx	xxx	xxx	xxx	44	209
1 cow	158	412	158	675	84,922	295,209	36	1	50	35	3,754	1	100	41	3,057	151	207
2 cows	225		450		212,948		143	6	5,155	157	30,889	3	450	70	7,493	219	553
3 cows	196		588		302,065		174	3	4,000	172	60,785	———	———	67	7,468	195	751
4 cows	203	1,305	812	7,160	385,899	3,398,602	200	3	4,400	198	99,357	1	75	44	5,720	200	961
5 to 9 cows	935		6,177		3,088,306		925	20	33,575	910	777,256	9	2,570	212	25,707	927	6,487
10 to 14 cows	205	245	2,264	2,933	1,169,556	1,382,790	205	5	6,375	202	310,147	1	100	43	5,818	205	2,300
15 to 19 cows	40		649		358,347		40	7	35,390	39	86,548	———	———	1	156	40	667
20 cows and over	19	27	842	922	603,347	400,513	19	5	355,931	17	74,759	1	3,000	3	3,400	19	894
Jackson																	
Total	2,006	2,036	17,772	18,426	7,710,662	9,185,875	1,828	77	246,789	1,772	2,053,016	19	7,415	418	49,940	2,003	20,305
None	xxx	xxx	xxx	xxx	xxx	xxx	xxx	xxx	xxx	xxx	xxx	xxx	xxx	xxx	xxx	59	490
1 cow	129	238	129	364	57,572	176,299	33	1	300	30	3,487	2	175	48	3,576	113	343
2 cows	132		264		114,380		72	9	2,640	66	14,984	1	48	55	5,711	126	450
3 cows	80		240		105,379		72	2	1,183	70	26,707	2	200	18	1,955	75	306
4 cows	109	907	436	5,748	196,763	2,788,557	103	5	6,060	100	50,138	3	261	22	1,904	102	557
5 to 9 cows	713		4,981		2,167,181		708	29	79,908	686	571,583	5	1,245	142	15,284	695	5,800
10 to 14 cows	556	802	6,424	10,228	2,769,240	5,087,545	553	19	79,005	540	749,417	4	958	82	10,766	550	6,923
15 to 19 cows	200		3,249		1,335,038		200	4	18,368	198	367,696	1	1,628	37	6,072	196	3,416
20 to 29 cows	76	78	1,666	1,718	773,449	898,154	76	6	43,950	72	216,818	1	2,900	12	4,182	76	1,680
30 cows and over	11	11	383	368	191,660	235,320	11	2	15,375	10	52,386	———	———	2	490	11	340
Jasper																	
Total	2,693	2,783	14,774	14,159	7,658,690	7,444,874	2,335	127	698,405	2,245	1,673,280	34	7,391	951	112,487	2,680	16,066
None	xxx	xxx	xxx	xxx	xxx	xxx	xxx	xxx	xxx	xxx	xxx	xxx	xxx	xxx	xxx	64	200
1 cow	257	682	257	1,080	125,206	582,509	62	11	2,538	53	7,058	5	331	113	8,919	216	319
2 cows	295		590		283,409		191	3	591	189	42,581	9	1,301	141	15,118	281	746
3 cows	305		909		457,354		271	6	3,500	269	101,680	5	615	128	14,953	300	1,014
4 cows	390	1,825	1,560	9,472	757,686	5,029,674	356	9	9,738	349	168,795	5	953	147	17,416	381	1,718
5 to 9 cows	1,181		7,594		3,839,251		1,170	43	117,940	1,139	941,740	6	1,706	364	46,094	1,158	8,096
10 to 14 cows	218	257	2,464	3,124	1,249,927	1,560,303	216	23	119,208	200	282,159	3	2,381	48	8,596	213	2,415
15 to 19 cows	47		769		449,875		47	18	143,143	33	74,062	1	104	9	1,341	45	787
20 to 29 cows	15	16	323	361	207,900	203,198	15	8	93,675	10	34,484	———	———	———	———	15	377
30 cows and over	7	3	328	122	288,082	69,190	7	6	208,072	3	20,721	———	———	1	50	7	394
Jefferson																	
Total	1,604	1,753	7,617	8,217	3,312,707	3,444,486	1,286	50	157,865	1,242	807,121	28	5,230	925	89,583	1,562	8,318
None	xxx	xxx	xxx	xxx	xxx	xxx	xxx	xxx	xxx	xxx	xxx	xxx	xxx	xxx	xxx	61	252
1 cow	226	514	226	811	105,106	333,453	58	4	1,155	52	4,832	3	202	151	9,517	195	299
2 cows	221		442		189,159		143	4	1,580	138	30,653	3	402	157	10,945	197	502
3 cows	182		546		233,447		153	1	25	150	51,417	5	532	120	11,056	165	579
4 cows	219	1,087	876	5,490	381,469	2,256,199	205	2	1,275	203	102,534	3	852	131	13,116	210	936
5 to 9 cows	640		4,064		1,748,036		611	19	39,860	596	466,422	9	1,418	353	36,538	622	4,334
10 to 14 cows	95	143	1,062	1,698	447,167	731,084	95	14	49,076	86	110,551	4	1,754	44	7,189	94	1,090
15 to 19 cows	13		209		92,466		13	3	34,539	12	19,178	1	70	6	668	11	168
20 cows and over	8	9	192	218	115,857	123,750	8	3	30,155	5	21,556	———	———	3	554	7	158
Johnson																	
Total	2,255	2,282	11,808	11,910	6,449,281	5,834,280	1,657	145	1,321,882	1,519	1,123,331	35	13,673	874	93,381	2,262	13,181
None	xxx	xxx	xxx	xxx	xxx	xxx	xxx	xxx	xxx	xxx	xxx	xxx	xxx	xxx	xxx	64	230
1 cow	407	659	407	1,019	200,616	457,902	66	4	1,990	60	6,939	4	394	157	11,303	386	647
2 cows	401		802		363,699		233	8	5,303	226	46,286	4	494	176	14,250	388	941
3 cows	238		714		312,488		192	8	6,819	183	53,715	4	552	104	9,934	235	803
4 cows	217	1,372	868	7,240	425,130	3,508,962	203	9	11,662	195	83,312	3	804	90	9,058	215	977
5 to 9 cows	688		4,511		2,323,723		659	28	71,727	636	528,136	14	5,204	262	33,577	675	4,794
10 to 14 cows	214	215	2,399	2,636	1,401,575	1,307,371	214	34	215,455	184	310,620	4	3,350	72	11,508	211	2,492
15 to 19 cows	43		710		442,045		43	18	191,035	23	55,806	2	2,875	10	3,751	42	748
20 to 29 cows	28	26	651	607	408,394	316,215	28	19	285,499	10	32,090	———	———	2	150	27	719
30 cows and over	19	10	746	408	571,610	243,830	19	17	532,392	2	6,427	———	———	1	50	19	852
Jones																	
Total	1,990	1,998	19,695	19,586	10,889,898	9,906,655	1,854	114	524,369	1,726	2,856,605	54	32,082	147	44,810	1,981	21,740
None	xxx	xxx	xxx	xxx	xxx	xxx	xxx	xxx	xxx	xxx	xxx	xxx	xxx	xxx	xxx	41	299
1 cow	121	269	121	399	55,488	171,713	47	6	1,880	37	4,563	4	301	24	1,947	110	179
2 cows	126		252		111,926		91	11	6,821	77	18,852	5	1,060	17	2,895	117	359
3 cows	85		255		119,038		76	9	10,150	67	24,007	2	435	10	1,411	82	316
4 cows	108	820	432	5,124	204,013	2,451,668	104	5	6,790	96	45,052	7	2,298	17	3,517	105	508
5 to 9 cows	606		4,190		2,112,049		592	48	139,480	538	514,755	25	12,188	52	16,765	594	4,693
10 to 14 cows	507	713	5,935	9,408	3,288,189	4,783,811	507	15	90,465	490	870,607	3	2,700	15	4,340	500	6,446
15 to 19 cows	270		4,480		2,589,445		270	10	59,315	263	714,399	5	4,400	9	5,005	269	4,772
20 to 29 cows	145	177	3,230	3,960	1,868,620	2,076,608	145	7	67,216	138	524,923	3	8,700	3	8,930	143	3,419
30 cows and over	22	19	800	695	543,130	422,835	22	3	142,452	20	119,447	———	———	———	———	20	749
Keokuk																	
Total	2,319	2,475	10,966	11,355	5,427,355	5,467,533	1,944	65	111,823	1,905	1,351,842	28	2,411	1,050	108,658	2,277	11,963
None	xxx	xxx	xxx	xxx	xxx	xxx	xxx	xxx	xxx	xxx	xxx	xxx	xxx	xxx	xxx	36	122
1 cow	332	737	332	1,157	157,797	555,886	96	8	1,740	89	10,389	1	25	165	12,716	299	461
2 cows	324		648		288,529		244	10	2,922	236	48,412	7	629	178	16,602	315	810
3 cows	291		873		399,280		261	7	4,865	256	89,279	5	511	158	16,085	283	1,042
4 cows	322	1,547	1,288	7,835	593,798	3,696,717	307	5	2,293	305	158,701	4	316	141	15,216	316	1,418
5 to 9 cows	862		5,439		2,672,523		848	26	33,833	836	702,814	9	878	350	39,769	841	5,692
10 to 14 cows	148	183	1,668	2,190	894,918	1,116,254	148	7	42,520	144	227,963	2	52	47	8,356	147	1,679
15 to 19 cows	29		457		273,785		29	1	7,650	29	79,004	———	———	8	1,438	29	488
20 cows and over	11	8	261	173	146,725	98,696	11	1	16,000	10	37,500	———	———	3	476	11	251

TABLE 19.—COWS MILKED AND MILK PRODUCED, 1939 AND 1929; DAIRY PRODUCTS SOLD AND BUTTER CHURNED, 1939; AND COWS KEPT FOR MILK APR. 1, 1940; BY NUMBER OF COWS MILKED, BY COUNTIES—Continued

(For explanation and definitions, see text)

STATE OR COUNTY AND NUMBER OF COWS MILKED	COWS MILKED				MILK PRODUCED (GALLONS)		DAIRY PRODUCTS SOLD, 1939						BUTTER CHURNED ON FARMS, 1939		COWS KEPT MAINLY FOR MILK PRODUCTION, APR. 1, 1940	
	Farms reporting		Number					Whole milk sold		Cream sold		Butter sold				
	1939	1929	1939	1929	1939	1929	Farms reporting	Farms reporting	Gallons	Farms reporting	Pounds of butterfat	Farms reporting	Pounds	Farms reporting	Pounds	Farms reporting	Number
IOWA—Continued																	
Kossuth																	
Total	2,879	2,908	23,399	22,142	11,722,140	11,287,545	2,645	58	307,715	2,612	3,406,991	5	2,965	114	15,851	2,900	25,817
None	xxx	xxx	xxx	xxx	xxx	xxx	xxx	xxx	xxx	xxx	xxx	xxx	xxx	xxx	xxx	54	324
1 cow	170	362	170	565	80,736	287,719	26	3	1,956	23	2,751	———	———	25	2,161	155	380
2 cows	140		280		133,239		77	4	1,992	74	20,929	———	———	23	2,667	137	409
3 cows	113		339		149,200		101	4	3,665	98	38,544	———	———	7	593	111	451
4 cows	153	1,698	612	10,374	298,517	5,090,908	147	3	4,250	146	84,571	2	250	13	1,962	153	752
5 to 9 cows	1,319		9,219		4,488,913		1,311	24	62,213	1,298	1,324,357	3	2,715	34	6,478	1,309	10,137
10 to 14 cows	742	786	8,462	9,778	4,270,754	5,127,410	741	7	35,038	738	1,291,579	———	———	10	1,642	739	8,935
15 to 19 cows	191		3,087		1,602,893		191	7	74,586	185	474,930	———	———	2	348	191	3,177
20 to 29 cows	45	55	988	1,181	548,079	646,614	45	3	38,437	45	151,604	———	———	———	———	45	991
30 cows and over	6	7	242	244	149,809	134,896	6	3	85,578	5	17,726	———	———	———	———	6	261
Lee																	
Total	1,791	1,780	9,590	9,695	4,965,151	4,422,197	1,339	215	1,103,400	1,161	830,913	53	25,055	933	123,418	1,782	10,943
None	xxx	xxx	xxx	xxx	xxx	xxx	xxx	xxx	xxx	xxx	xxx	xxx	xxx	xxx	xxx	58	247
1 cow	304	484	304	730	144,617	329,003	56	2	639	53	5,332	1	10	151	11,595	272	453
2 cows	252		504		230,816		141	11	7,064	127	27,415	8	1,515	156	18,022	237	629
3 cows	181		543		231,520		145	16	12,849	129	39,140	5	795	99	10,782	178	642
4 cows	169	1,053	676	5,596	313,235	2,472,303	148	10	14,400	138	60,438	3	350	89	9,359	164	783
5 to 9 cows	656		4,300		2,110,219		620	83	226,924	554	431,779	16	5,039	349	44,030	645	4,708
10 to 14 cows	174	218	2,004	2,655	1,108,078	1,216,742	174	61	365,467	123	194,708	12	5,335	65	13,967	173	2,216
15 to 19 cows	34		561		321,852		34	15	100,702	25	49,435	4	8,956	13	10,817	34	562
20 to 29 cows	12	14	270	314	153,440	168,299	12	8	93,641	5	12,216	2	1,050	7	2,156	12	277
30 cows and over	9	11	428	400	353,374	235,850	9	9	281,714	7	10,450	2	2,005	4	2,690	9	426
Linn																	
Total	3,187	3,153	22,140	20,303	11,373,316	10,473,783	2,760	575	2,908,142	2,252	2,171,237	29	4,382	463	43,421	3,142	24,628
None	xxx	xxx	xxx	xxx	xxx	xxx	xxx	xxx	xxx	xxx	xxx	xxx	xxx	xxx	xxx	101	454
1 cow	428	761	428	1,108	195,499	507,455	154	73	16,704	80	9,867	5	499	129	8,732	357	518
2 cows	341		682		299,866		237	47	19,860	186	47,452	6	720	90	9,305	311	866
3 cows	232		696		307,125		211	22	16,807	192	65,043	3	644	53	5,361	225	848
4 cows	257	1,695	1,028	9,640	480,419	4,779,261	245	32	33,075	225	114,485	4	402	42	4,004	248	1,184
5 to 9 cows	1,117		7,578		3,709,162		1,105	155	433,545	979	881,693	8	2,092	117	12,165	1,102	8,474
10 to 14 cows	543	623	6,206	7,729	3,146,135	4,181,461	539	126	716,116	426	650,022	1	25	25	2,518	532	6,563
15 to 19 cows	164		2,699		1,451,928		164	60	548,165	114	226,111	———	———	5	1,186	161	2,846
20 to 29 cows	84	65	1,841	1,463	1,123,188	770,406	84	41	557,140	46	154,310	———	———	2	150	84	1,897
30 to 49 cows	15	8	527	283	357,004	172,700	15	13	272,983	4	22,254	———	———	———	———	15	497
50 cows and over	6	1	455	80	302,990	62,500	6	6	293,747	———	———	———	———	———	———	6	481
Louisa																	
Total	1,188	1,230	5,154	5,927	2,365,384	2,986,671	981	56	123,415	934	523,487	10	1,649	488	51,624	1,165	5,886
None	xxx	xxx	xxx	xxx	xxx	xxx	xxx	xxx	xxx	xxx	xxx	xxx	xxx	xxx	xxx	29	114
1 cow	150	365	150	578	68,850	309,681	56	3	858	52	4,828	1	20	55	3,972	140	266
2 cows	183		366		172,820		138	10	5,973	131	30,851	———	———	76	6,515	176	479
3 cows	185		555		243,979		165	7	6,905	157	51,852	2	406	69	8,007	185	660
4 cows	172	756	688	3,884	309,484	1,961,934	159	6	10,865	154	68,582	1	156	78	7,946	169	782
5 to 9 cows	412		2,603		1,192,064		397	19	39,000	383	284,755	4	913	179	21,423	402	2,797
10 to 14 cows	58	111	624	1,465	294,462	715,056	58	9	25,114	51	74,295	2	154	26	3,033	58	675
15 cows and over	8		168		83,725		8	2	34,700	6	8,324	———	———	5	728	8	113
Lucas																	
Total	1,502	1,479	6,795	6,878	3,147,268	2,833,815	1,161	61	160,195	1,104	677,116	20	3,741	928	95,712	1,476	7,271
None	xxx	xxx	xxx	xxx	xxx	xxx	xxx	xxx	xxx	xxx	xxx	xxx	xxx	xxx	xxx	35	100
1 cow	220	464	220	724	106,477	286,348	45	5	1,766	37	4,732	3	202	120	9,294	200	278
2 cows	254		508		233,171		147	10	6,360	137	31,671	2	200	173	16,355	237	574
3 cows	201		603		271,068		171	7	3,286	163	53,226	5	730	130	13,245	194	685
4 cows	202	873	808	4,338	361,238	1,623,063	183	6	3,717	179	81,558	3	422	129	11,963	197	859
5 to 9 cows	512		3,254		1,477,740		502	17	38,461	487	355,905	7	2,187	321	37,523	502	3,431
10 to 14 cows	87	152	957	1,576	447,966	595,304	87	8	53,900	81	102,793	———	———	46	6,154	85	941
15 to 19 cows	20		315		164,695		20	7	52,705	15	26,463	———	———	8	1,078	20	253
20 to 29 cows	6	10	130	240	84,913	131,100	6	1	20,000	5	20,768	———	———	1	100	6	151
Lyon																	
Total	1,736	1,754	13,413	12,750	7,221,779	6,999,894	1,655	41	118,422	1,635	1,974,950	16	6,064	335	47,322	1,757	15,120
None	xxx	xxx	xxx	xxx	xxx	xxx	xxx	xxx	xxx	xxx	xxx	xxx	xxx	xxx	xxx	56	326
1 cow	58	128	58	211	27,857	115,633	15	2	246	14	1,774	———	———	12	1,264	45	65
2 cows	74		148		72,542		57	6	4,296	52	15,511	———	———	14	986	68	183
3 cows	91		273		152,061		84	6	4,076	81	33,546	1	50	19	2,623	89	360
4 cows	134	1,228	536	7,486	282,976	4,117,008	133	2	490	133	73,958	2	272	52	3,563	133	649
5 to 9 cows	864		5,996		3,249,565		855	15	36,246	846	903,139	9	2,454	142	20,064	855	6,836
10 to 14 cows	428	371	4,823	4,441	2,580,735	2,437,370	426	6	35,900	424	719,250	3	2,950	96	15,177	427	5,074
15 to 19 cows	66		1,065		579,323		66	3	25,968	65	158,156	1	338	13	2,318	64	1,105
20 to 29 cows	18	25	396	535	182,720	270,485	18	1	11,200	17	47,048	———	———	6	1,102	17	386
30 cows and over	3	2	118	77	94,000	59,400	3	———	———	3	24,768	———	———	1	225	3	136

TABLE 19.—COWS MILKED AND MILK PRODUCED, 1939 AND 1929; DAIRY PRODUCTS SOLD AND BUTTER CHURNED, 1939; AND COWS KEPT FOR MILK APR. 1, 1940; BY NUMBER OF COWS MILKED, BY COUNTIES—Continued

(For explanation and definitions, see text)

STATE OR COUNTY AND NUMBER OF COWS MILKED	COWS MILKED				MILK PRODUCED (GALLONS)		DAIRY PRODUCTS SOLD, 1939							BUTTER CHURNED ON FARMS, 1939		COWS KEPT MAINLY FOR MILK PRODUCTION, APR. 1, 1940	
	Farms reporting		Number					Whole milk sold		Cream sold		Butter sold					
	1939	1929	1939	1929	1939	1929	Farms reporting	Farms reporting	Gallons	Farms reporting	Pounds of butterfat	Farms reporting	Pounds	Farms reporting	Pounds	Farms reporting	Number
IOWA—Continued																	
Madison																	
Total	1,870	1,921	8,715	8,838	3,871,342	3,989,865	1,526	64	201,694	1,474	848,995	41	6,275	1,071	104,282	1,844	9,601
None	xxx	xxx	xxx	xxx	xxx	xxx	xxx	xxx	xxx	xxx	xxx	xxx	xxx	xxx	xxx	37	188
1 cow	241	548	241	855	114,160	397,317	54	5	910	47	4,781	5	307	138	9,982	219	374
2 cows	305		610		277,554		206	1	30	205	42,405	8	1,004	185	16,581	292	714
3 cows	246		738		342,601		221	11	7,945	213	66,707	3	458	148	15,976	244	879
4 cows	274	1,230	1,096	6,117	470,918	2,696,053	257	4	1,305	253	109,228	7	1,813	152	15,449	268	1,240
5 to 9 cows	663		4,159		1,782,860		648	20	42,432	654	436,599	17	2,591	374	37,917	643	4,318
10 to 14 cows	104	129	1,145	1,496	540,841	726,748	103	9	35,805	95	125,524	———	———	59	7,946	104	1,152
15 to 19 cows	24		390		196,217		24	7	40,527	19	50,148	1	100	9	1,445	24	407
20 to 29 cows	9	9	193	186	76,331	86,265	9	4	30,800	8	11,529	———	———	4	834	9	205
30 to 49 cows	4	5	143	184	69,860	83,500	4	3	41,940	2	4,272	———	———	2	152	4	124
Mahaska																	
Total	2,486	2,580	13,678	12,795	6,884,690	5,944,733	2,191	227	600,347	2,004	1,474,039	29	7,490	1,437	169,465	2,481	14,904
None	xxx	xxx	xxx	xxx	xxx	xxx	xxx	xxx	xxx	xxx	xxx	xxx	xxx	xxx	xxx	60	250
1 cow	229	597	229	959	115,152	497,287	64	11	2,730	53	6,080	4	162	126	9,602	202	278
2 cows	301		602		299,260		234	17	7,130	223	46,883	5	607	185	18,126	288	738
3 cows	256		768		382,352		226	17	13,353	209	79,810	6	736	150	15,311	252	880
4 cows	323	1,776	1,292	9,158	707,486	4,190,931	313	19	20,523	298	151,298	4	404	174	17,655	315	1,448
5 to 9 cows	1,084		6,979		3,446,458		1,062	96	170,517	980	797,961	8	4,729	642	83,580	1,072	7,386
10 to 14 cows	226	192	2,487	2,297	1,209,987	1,058,181	225	40	149,806	194	269,716	1	52	138	20,727	225	2,572
15 to 19 cows	41		667		367,498		41	15	101,953	28	61,377	———	———	14	2,240	41	666
20 to 29 cows	21	11	452	242	234,897	130,634	21	8	57,335	15	47,416	———	———	7	1,244	21	485
30 cows and over	5	4	202	141	121,600	67,700	5	4	77,000	4	13,500	1	800	1	1,000	5	201
Marion																	
Total	2,192	2,205	10,597	10,593	5,418,593	4,951,530	1,876	158	543,504	1,780	1,108,776	38	7,481	1,100	130,007	2,167	12,137
None	xxx	xxx	xxx	xxx	xxx	xxx	xxx	xxx	xxx	xxx	xxx	xxx	xxx	xxx	xxx	47	177
1 cow	229	580	229	925	114,961	453,234	63	11	1,963	54	7,545	1	55	95	8,300	195	326
2 cows	322		644		320,950		237	14	4,710	223	50,006	9	1,055	170	19,576	309	788
3 cows	293		879		457,120		264	15	5,890	258	94,885	7	1,390	160	18,267	288	1,055
4 cows	354	1,455	1,416	7,343	691,854	3,377,899	339	16	15,262	331	158,341	4	690	192	22,285	348	1,667
5 to 9 cows	832		5,256		2,590,493		811	56	122,492	785	592,632	11	1,954	426	50,898	820	5,829
10 to 14 cows	123	152	1,398	1,862	758,241	856,396	123	27	146,345	102	154,004	4	577	48	7,500	122	1,519
15 to 19 cows	23		374		211,175		23	7	76,073	17	31,752	1	80	7	1,101	23	396
20 cows and over	16	18	391	463	273,799	264,001	16	12	170,769	10	19,613	1	1,680	2	2,080	15	400
Marshall																	
Total	2,054	2,165	13,306	13,765	6,732,863	7,474,967	1,832	95	572,684	1,770	1,566,719	21	2,424	311	30,693	2,092	14,783
None	xxx	xxx	xxx	xxx	xxx	xxx	xxx	xxx	xxx	xxx	xxx	xxx	xxx	xxx	xxx	71	401
1 cow	152	394	152	820	77,133	316,107	36	2	106	33	3,150	3	304	43	2,898	138	218
2 cows	196		392		183,863		135	9	3,188	127	31,255	5	1,130	48	4,010	192	502
3 cows	196		588		281,031		182	8	4,446	178	63,727	4	254	44	4,577	195	715
4 cows	219	1,372	876	7,719	408,367	4,310,427	204	5	4,529	202	99,685	4	244	37	4,207	215	955
5 to 9 cows	898		5,993		2,989,633		882	23	46,697	872	759,105	5	492	104	10,581	893	6,510
10 to 14 cows	285	361	3,199	4,427	1,620,519	2,286,199	285	16	88,629	273	409,095	———	———	27	3,366	283	3,342
15 to 19 cows	69		1,120		583,576		69	12	97,042	62	135,981	———	———	8	1,054	66	1,090
20 to 29 cows	31	29	686	646	403,191	355,459	31	14	178,897	21	57,241	———	———	———	———	31	728
30 cows and over	8	9	300	355	185,550	206,775	8	6	149,350	2	7,480	———	———	———	———	8	324
Mills																	
Total	1,322	1,453	6,588	6,728	3,524,512	3,920,220	962	352	1,641,915	632	298,130	14	1,701	534	58,977	1,303	6,862
None	xxx	xxx	xxx	xxx	xxx	xxx	xxx	xxx	xxx	xxx	xxx	xxx	xxx	xxx	xxx	25	55
1 cow	190	444	190	704	101,991	426,326	37	7	1,253	29	4,369	2	152	85	6,474	173	239
2 cows	212		424		185,244		106	13	8,635	93	18,787	3	300	112	10,452	200	480
3 cows	186		558		248,682		136	25	22,478	111	33,927	6	672	100	10,855	184	613
4 cows	187	906	748	4,439	356,602	2,544,850	166	46	69,199	121	49,833	1	25	79	8,969	185	775
5 to 9 cows	432		2,731		1,314,901		405	174	476,149	250	148,711	2	552	136	17,829	427	2,772
10 to 14 cows	75	90	863	1,110	484,553	650,787	72	54	339,244	19	20,314	———	———	18	3,708	71	851
15 to 19 cows	22		363		248,977		22	18	195,545	5	13,304	———	———	2	270	22	385
20 to 29 cows	9	7	194	159	109,561	86,616	9	6	71,711	4	6,885	———	———	1	200	9	181
30 to 49 cows	6	3	208	93	184,226	80,110	6	6	155,926	———	———	———	———	1	220	6	185
50 cows and over	3	3	309	223	309,775	131,531	3	3	301,775	———	———	———	———	———	———	3	348
Mitchell																	
Total	1,571	1,578	13,812	14,051	7,520,456	7,091,946	1,468	42	152,445	1,441	1,897,480	10	5,865	243	34,657	1,575	15,288
None	xxx	xxx	xxx	xxx	xxx	xxx	xxx	xxx	xxx	xxx	xxx	xxx	xxx	xxx	xxx	30	149
1 cow	79	172	79	260	38,439	132,300	19	2	112	15	1,541	3	145	30	2,818	72	128
2 cows	91		182		87,427		72	4	3,227	69	12,880	———	———	30	3,087	85	199
3 cows	55		165		83,040		47	4	3,815	44	19,013	———	———	11	1,238	55	227
4 cows	85	766	340	4,826	175,990	2,444,044	80	3	1,500	79	39,590	———	———	21	2,421	84	414
5 to 9 cows	627		4,384		2,318,427		619	14	30,821	615	564,995	5	3,900	93	14,515	622	5,056
10 to 14 cows	428	560	4,911	7,006	2,696,005	3,541,207	425	9	38,705	418	705,683	1	20	39	5,428	423	5,216
15 to 19 cows	153		2,500		1,402,490		153	2	15,000	151	371,496	1	1,800	18	5,000	152	2,640
20 to 29 cows	44	66	958	1,443	554,663	775,388	44	1	3,000	44	151,895	———	———	1	150	43	954
30 to 49 cows	9	13	293	466	165,975	184,007	9	3	58,465	8	30,587	———	———	———	———	9	305
50 to 74 cows	———	1	———	50	———	15,000	———	———	———	———	———	———	———	———	———	———	———

TABLE 19.—COWS MILKED AND MILK PRODUCED, 1939 AND 1929; DAIRY PRODUCTS SOLD AND BUTTER CHURNED, 1939; AND COWS KEPT FOR MILK APR. 1, 1940; BY NUMBER OF COWS MILKED, BY COUNTIES—Continued

(For explanation and definitions, see text)

STATE OR COUNTY AND NUMBER OF COWS MILKED	COWS MILKED				MILK PRODUCED (GALLONS)		DAIRY PRODUCTS SOLD, 1939							BUTTER CHURNED ON FARMS, 1939		COWS KEPT MAINLY FOR MILK PRODUCTION, APR. 1, 1940	
	Farms reporting		Number					Whole milk sold		Cream sold		Butter sold					
	1939	1929	1939	1929	1939	1929	Farms reporting	Farms reporting	Gallons	Farms reporting	Pounds of butterfat	Farms reporting	Pounds	Farms reporting	Pounds	Farms reporting	Number
IOWA—Continued																	
Monona																	
Total	1,878	1,995	9,677	10,308	4,312,231	5,010,755	1,634	261	757,707	1,406	712,427	39	7,406	1,101	148,157	1,901	10,796
None	xxx	xxx	xxx	xxx	xxx	xxx	xxx	xxx	xxx	xxx	xxx	xxx	xxx	xxx	xxx	46	150
1 cow	130	400	130	648	57,606	324,719	24	4	175	22	5,226	2	130	61	4,839	120	194
2 cows	187		374		186,739		125	10	6,940	110	21,710	7	883	121	12,319	186	465
3 cows	231		693		303,048		201	18	18,928	184	53,045	4	879	147	16,976	228	867
4 cows	308	1,422	1,232	7,495	531,719	3,658,090	290	39	64,705	254	90,462	7	765	180	23,381	307	1,414
5 to 9 cows	882		5,568		2,425,609		858	141	373,816	736	433,585	15	2,885	520	75,343	874	5,910
10 to 14 cows	118	161	1,289	1,880	589,106	878,989	115	36	167,944	87	82,414	4	1,864	65	13,873	118	1,393
15 to 19 cows	17		273		150,659		16	8	56,069	10	20,791	—	—	7	1,426	17	281
20 cows and over	5	12	118	285	87,745	148,955	5	5	69,130	3	5,194	—	—	—	—	5	122
Monroe																	
Total	1,389	1,473	6,280	7,046	3,142,284	2,945,781	1,090	57	179,387	1,045	546,427	41	6,307	1,045	135,681	1,350	6,611
None	xxx	xxx	xxx	xxx	xxx	xxx	xxx	xxx	xxx	xxx	xxx	xxx	xxx	xxx	xxx	32	98
1 cow	234	442	234	680	117,911	310,705	64	2	350	58	5,959	7	508	150	13,579	198	305
2 cows	213		426		211,291		127	4	3,960	122	23,691	4	338	158	20,566	205	488
3 cows	164		492		233,947		140	5	4,659	132	35,359	7	435	134	15,296	161	532
4 cows	189	898	756	4,690	365,664	1,955,876	180	6	6,305	177	68,744	4	425	147	17,515	180	809
5 to 9 cows	483		3,026		1,504,425		473	23	51,916	460	291,383	13	2,298	387	53,826	470	3,097
10 to 14 cows	86	126	976	1,498	518,956	613,259	86	7	30,435	82	99,524	4	1,781	55	11,171	84	926
15 to 19 cows	12		188		97,450		12	5	27,512	10	16,977	2	522	10	2,856	12	177
20 to 29 cows	8	6	182	148	92,640	74,941	8	5	54,250	4	4,790	—	—	4	872	8	179
30 to 49 cows	—	1	—	30	—	13,000	—	—	—	—	—	—	—	—	—	—	—
Montgomery																	
Total	1,504	1,551	6,957	7,260	3,240,008	3,275,704	1,288	123	365,675	1,193	593,819	18	6,069	1,007	112,064	1,499	7,575
None	xxx	xxx	xxx	xxx	xxx	xxx	xxx	xxx	xxx	xxx	xxx	xxx	xxx	xxx	xxx	31	91
1 cow	140	338	140	560	77,912	270,366	43	6	1,138	38	5,240	2	250	92	7,689	124	203
2 cows	195		390		180,264		134	12	5,110	125	24,533	2	98	141	12,894	190	468
3 cows	232		696		315,116		201	18	15,577	189	57,646	3	204	161	15,358	230	784
4 cows	270	1,131	1,080	5,581	494,513	2,491,651	258	11	12,632	250	105,468	3	1,498	177	20,936	265	1,222
5 to 9 cows	589		3,597		1,618,511		574	41	112,759	540	330,705	6	2,479	399	48,370	581	3,755
10 to 14 cows	60	72	667	860	337,561	367,946	60	24	114,261	41	49,427	1	1,040	31	5,317	60	676
15 to 19 cows	9		148		83,081		9	3	26,600	7	11,975	1	500	3	1,210	9	153
20 cows and over	9	10	239	259	133,050	145,741	9	8	77,598	3	8,825	—	—	3	290	9	223
Muscatine																	
Total	1,523	1,604	10,101	9,763	5,357,024	5,145,952	1,316	239	1,130,022	1,111	1,146,002	25	10,157	253	34,738	1,510	11,309
None	xxx	xxx	xxx	xxx	xxx	xxx	xxx	xxx	xxx	xxx	xxx	xxx	xxx	xxx	xxx	46	149
1 cow	167	375	167	552	86,136	257,529	36	2	253	33	4,151	2	155	51	4,232	147	239
2 cows	156		312		152,829		106	6	4,375	94	21,798	7	756	39	4,153	142	350
3 cows	122		366		169,234		111	10	12,475	102	35,399	1	50	22	1,968	117	440
4 cows	125	918	500	5,182	257,355	2,753,191	121	11	13,492	111	61,827	1	730	22	3,020	123	600
5 to 9 cows	602		4,081		2,095,154		592	107	305,963	506	487,757	10	3,216	82	12,229	588	4,382
10 to 14 cows	253	288	2,896	3,480	1,537,656	1,810,732	252	60	352,475	200	352,399	—	—	27	3,074	249	3,245
15 to 19 cows	69		1,116		670,908		69	30	258,625	44	119,503	1	416	4	775	69	1,179
20 to 29 cows	26	19	552	410	320,106	227,900	26	10	132,504	19	58,718	1	104	4	577	26	601
30 to 49 cows	3	4	111	139	67,646	96,600	3	3	49,860	2	2,450	2	4,730	2	4,750	3	124
O'Brien																	
Total	1,850	1,908	13,578	12,777	6,562,949	7,011,280	1,768	79	292,195	1,722	1,776,165	11	7,789	251	38,172	1,871	15,140
None	xxx	xxx	xxx	xxx	xxx	xxx	xxx	xxx	xxx	xxx	xxx	xxx	xxx	xxx	xxx	41	188
1 cow	76	220	76	346	36,984	164,436	33	4	1,651	31	3,678	—	—	8	680	69	101
2 cows	100		200		100,204		80	9	5,460	75	18,052	2	126	23	2,051	97	257
3 cows	99		297		139,343		94	5	5,690	92	35,526	—	—	7	487	98	362
4 cows	164	1,295	656	7,646	334,901	4,196,124	160	4	1,899	158	90,457	1	600	21	3,055	163	819
5 to 9 cows	943		6,471		3,016,206		935	29	61,975	917	856,186	3	456	121	15,927	939	7,355
10 to 14 cows	375	378	4,187	4,435	2,043,045	2,436,760	373	12	43,080	367	569,589	4	5,357	57	14,304	372	4,374
15 to 19 cows	67		1,075		531,523		67	7	54,850	62	138,958	—	—	10	1,912	66	1,085
20 to 29 cows	22	14	475	300	266,943	143,960	22	6	49,290	19	60,819	1	1,250	4	1,756	22	460
30 to 49 cows	4	—	141	—	93,800	—	4	3	68,300	1	3,120	—	—	—	—	4	159
50 to 74 cows	—	1	—	50	—	50,000	—	—	—	—	—	—	—	—	—	—	—
Osceola																	
Total	1,220	1,250	9,367	8,564	5,157,469	4,828,828	1,177	20	101,204	1,168	1,351,322	6	2,897	190	25,295	1,219	10,732
None	xxx	xxx	xxx	xxx	xxx	xxx	xxx	xxx	xxx	xxx	xxx	xxx	xxx	xxx	xxx	20	102
1 cow	54	111	54	178	17,551	105,880	17	2	713	15	1,422	—	—	13	792	32	60
2 cows	54		108		53,917		41	1	91	41	9,854	—	—	21	1,975	50	127
3 cows	62		186		103,684		55	1	1,000	55	23,455	—	—	4	502	59	289
4 cows	89	898	356	5,347	194,559	3,040,385	89	—	—	89	51,833	1	16	12	617	88	423
5 to 9 cows	653		4,530		2,475,509		647	5	6,311	645	665,973	4	1,461	90	11,972	648	5,315
10 to 14 cows	266	223	2,960	2,604	1,624,856	1,423,905	266	4	16,610	263	430,057	1	1,420	34	6,451	261	3,173
15 to 19 cows	42		688		387,408		42	2	18,238	41	97,370	—	—	9	1,611	42	739
20 to 29 cows	16	14	355	298	217,545	162,560	16	3	54,956	15	53,765	—	—	5	963	15	353
30 cows and over	4	4	150	137	82,440	96,100	4	2	23,285	4	17,593	—	—	2	412	4	153

TABLE 19.—COWS MILKED AND MILK PRODUCED, 1939 AND 1929; DAIRY PRODUCTS SOLD AND BUTTER CHURNED, 1939; AND COWS KEPT FOR MILK APR. 1, 1940; BY NUMBER OF COWS MILKED, BY COUNTIES—Continued

(For explanation and definitions, see text)

STATE OR COUNTY AND NUMBER OF COWS MILKED	COWS MILKED				MILK PRODUCED (GALLONS)		DAIRY PRODUCTS SOLD, 1939							BUTTER CHURNED ON FARMS, 1939		COWS KEPT MAINLY FOR MILK PRODUCTION, APR. 1, 1940	
	Farms reporting		Number					Whole milk sold		Cream sold		Butter sold					
	1939	1929	1939	1929	1939	1929	Farms reporting	Farms reporting	Gallons	Farms reporting	Pounds of butterfat	Farms reporting	Pounds	Farms reporting	Pounds	Farms reporting	Number
IOWA—Continued																	
Page																	
Total	1,966	2,058	9,009	9,748	4,643,254	5,012,182	1,622	91	469,528	1,553	823,082	26	2,973	1,376	154,524	1,966	9,896
None	xxx	xxx	xxx	xxx	xxx	xxx	xxx	xxx	xxx	xxx	xxx	xxx	xxx	xxx	xxx	24	80
1 cow	211	517	211	840	113,428	454,742	50	8	1,339	39	5,081	4	282	140	12,392	198	321
2 cows	292		584		306,158		179	5	3,383	175	35,592	2	175	232	24,145	290	675
3 cows	296		888		451,930		263	17	15,822	252	81,962	4	380	210	23,081	293	1,015
4 cows	349	1,384	1,396	6,933	691,403	3,410,885	331	8	7,820	326	138,448	6	697	252	27,801	347	1,525
5 to 9 cows	708		4,521		2,338,962		689	30	217,232	670	448,794	7	970	476	57,225	705	4,805
10 to 14 cows	88		976		494,380		88	11	78,684	78	86,084	2	269	56	8,444	87	988
15 to 19 cows	12	150	191	1,778	89,775	977,730	12	5	33,500	9	13,453	———	———	6	859	12	223
20 cows and over	10	7	242	197	157,238	168,825	10	7	111,748	4	13,668	1	200	4	579	10	264
Palo Alto																	
Total	1,718	1,761	13,370	12,657	6,621,519	6,695,191	1,607	130	191,901	1,565	1,828,042	8	1,922	96	12,930	1,744	14,693
None	xxx	xxx	xxx	xxx	xxx	xxx	xxx	xxx	xxx	xxx	xxx	xxx	xxx	xxx	xxx	53	244
1 cow	101	239	101	361	45,303	179,125	30	6	1,942	25	2,883	1	50	12	1,148	92	198
2 cows	97		194		92,787		63	6	2,280	58	13,974	2	440	14	1,739	93	282
3 cows	72		216		107,689		71	8	8,121	64	25,885	2	625	9	1,231	71	259
4 cows	127	1,084	508	6,450	260,214	3,283,943	125	12	10,918	120	68,093	———	———	10	1,021	126	655
5 to 9 cows	815		5,640		2,767,589		813	68	68,121	797	761,925	3	807	40	5,230	807	6,194
10 to 14 cows	376	406	4,297	5,053	2,040,719	2,766,675	375	18	19,851	374	595,675	———	———	7	1,718	372	4,432
15 to 19 cows	92		1,517		789,782		92	6	2,013	92	238,027	———	———	4	843	92	1,542
20 to 29 cows	35	26	780	580	440,236	339,428	35	5	42,155	33	112,114	———	———	———	———	35	771
30 to 49 cows	3	6	117	213	77,200	126,020	3	1	36,500	2	9,466	———	———	———	———	3	116
Plymouth																	
Total	2,608	2,671	15,767	18,328	6,446,047	9,351,508	2,273	521	1,683,954	1,783	1,211,901	36	11,023	427	63,440	2,618	17,616
None	xxx	xxx	xxx	xxx	xxx	xxx	xxx	xxx	xxx	xxx	xxx	xxx	xxx	xxx	xxx	63	259
1 cow	203	352	203	568	84,108	271,115	33	8	2,615	24	3,738	1	50	42	3,922	181	350
2 cows	238		476		180,465		140	14	6,826	123	29,241	5	1,845	65	8,728	230	684
3 cows	246		738		309,426		216	27	27,191	186	63,756	12	2,276	54	8,989	241	933
4 cows	350	1,749	1,400	9,783	556,810	4,839,732	328	44	58,279	279	123,651	7	3,670	69	11,122	344	1,629
5 to 9 cows	1,161		7,703		3,005,145		1,146	264	579,322	909	649,314	10	2,974	154	22,769	1,150	8,338
10 to 14 cows	322	499	3,597	6,163	1,442,420	3,195,375	322	110	484,550	223	252,266	1	208	34	6,252	321	3,801
15 to 19 cows	62		997		511,656		62	34	256,900	31	73,639	———	———	9	1,658	62	990
20 to 29 cows	22	53	518	1,173	270,220	659,483	22	16	186,514	8	16,296	———	———	———	———	22	518
30 to 49 cows	4	16	135	536	85,797	346,510	4	4	81,757	———	———	———	———	———	———	4	134
50 to 74 cows	———	2	———	105	———	39,295	———	———	———	———	———	———	———	———	———	———	———
Pocahontas																	
Total	1,894	1,974	11,081	10,633	5,282,320	5,315,977	1,715	57	168,274	1,685	1,342,329	3	1,110	182	22,011	1,890	12,485
None	xxx	xxx	xxx	xxx	xxx	xxx	xxx	xxx	xxx	xxx	xxx	xxx	xxx	xxx	xxx	29	147
1 cow	128	383	128	634	57,626	313,354	30	3	746	27	3,192	———	———	25	1,907	116	204
2 cows	176		352		157,115		117	6	2,894	115	24,610	1	60	25	2,375	169	491
3 cows	160		480		218,862		147	5	3,170	146	50,195	———	———	21	2,589	155	595
4 cows	232	1,405	928	7,580	444,305	3,682,832	224	6	7,112	221	113,444	———	———	16	2,092	231	1,160
5 to 9 cows	966		6,325		2,952,017		965	17	41,350	954	788,736	1	800	82	10,058	958	6,851
10 to 14 cows	193	168	2,172	1,989	1,052,084	1,053,557	193	13	41,683	187	275,867	1	250	12	2,730	193	2,309
15 to 19 cows	30		476		245,116		30	3	19,840	29	62,733	———	———	———	———	30	498
20 cows and over	9	18	220	430	155,195	266,434	9	4	51,479	6	23,552	———	———	1	260	9	250
Polk																	
Total	2,321	2,531	13,800	13,532	8,263,553	8,068,826	1,722	736	4,456,610	978	767,509	59	22,997	389	63,544	2,354	15,582
None	xxx	xxx	xxx	xxx	xxx	xxx	xxx	xxx	xxx	xxx	xxx	xxx	xxx	xxx	xxx	104	496
1 cow	477	862	477	1,229	264,823	688,481	107	40	12,316	44	6,070	25	2,248	136	15,228	457	648
2 cows	308		616		299,630		161	40	29,555	112	26,364	14	1,494	96	11,314	297	699
3 cows	207		621		316,997		165	44	51,121	122	48,500	3	1,160	35	4,077	200	683
4 cows	213	1,350	852	7,131	430,321	4,085,444	197	49	82,913	148	76,952	6	1,770	41	7,107	204	982
5 to 9 cows	720		4,724		2,600,120		698	266	937,718	445	390,994	7	4,015	61	12,220	704	5,112
10 to 14 cows	231	248	2,639	3,110	1,641,612	1,901,667	229	148	1,023,361	86	147,424	1	312	13	2,918	227	2,828
15 to 19 cows	86		1,431		962,080		86	76	784,244	12	31,830	2	6,800	2	7,000	83	1,497
20 to 29 cows	45	47	1,050	1,093	729,437	657,801	45	41	650,951	6	13,875	———	———	3	324	45	1,158
30 to 49 cows	24	19	840	662	637,983	428,015	24	23	547,996	2	20,900	1	5,200	2	5,356	25	889
50 to 74 cows	10	4	550	212	380,550	191,800	10	9	336,435	1	5,000	———	———	———	———	10	590
75 to 99 cows	———	1	———	95	———	115,618	———	———	———	———	———	———	———	———	———	———	———
Pottawattamie																	
Total	3,152	3,442	16,932	17,981	8,260,847	8,917,327	2,570	443	1,598,120	2,159	1,532,088	51	15,142	971	133,037	3,165	18,771
None	xxx	xxx	xxx	xxx	xxx	xxx	xxx	xxx	xxx	xxx	xxx	xxx	xxx	xxx	xxx	82	272
1 cow	344	805	344	1,270	158,202	628,689	59	17	4,540	41	5,442	7	466	138	12,095	311	435
2 cows	413		826		368,132		241	30	15,296	211	41,839	7	536	190	20,148	401	1,026
3 cows	352		1,056		467,980		288	25	26,378	262	88,556	8	2,024	127	17,455	345	1,288
4 cows	399	2,304	1,596	12,099	740,720	5,878,690	371	45	67,420	329	152,372	7	1,462	125	15,759	392	1,829
5 to 9 cows	1,293		8,363		4,011,439		1,260	216	580,276	1,061	830,739	15	5,783	329	52,733	1,285	9,033
10 to 14 cows	268	287	2,979	3,378	1,471,285	1,658,046	268	69	353,511	203	284,291	6	4,141	48	11,561	266	3,101
15 to 19 cows	51		840		472,022		51	20	168,561	34	77,921	1	730	11	2,972	51	873
20 to 29 cows	23	33	527	759	312,631	426,482	23	14	185,373	14	35,795	———	———	3	316	25	501
30 to 49 cows	6	11	214	370	131,994	232,420	6	4	86,688	3	10,936	———	———	———	———	6	211
50 to 74 cows	3	2	187	105	126,442	93,000	3	3	110,077	1	4,177	———	———	———	———	3	202

TABLE 19.—COWS MILKED AND MILK PRODUCED, 1939 AND 1929; DAIRY PRODUCTS SOLD AND BUTTER CHURNED, 1939; AND COWS KEPT FOR MILK APR. 1, 1940; BY NUMBER OF COWS MILKED, BY COUNTIES—Continued

(For explanation and definitions, see text)

STATE OR COUNTY AND NUMBER OF COWS MILKED	COWS MILKED				MILK PRODUCED (GALLONS)		DAIRY PRODUCTS SOLD, 1939							BUTTER CHURNED ON FARMS, 1939		COWS KEPT MAINLY FOR MILK PRODUCTION, APR. 1, 1940	
	Farms reporting		Number					Whole milk sold		Cream sold		Butter sold					
	1939	1929	1939	1929	1939	1929	Farms reporting	Farms reporting	Gallons	Farms reporting	Pounds of butterfat	Farms reporting	Pounds	Farms reporting	Pounds	Farms reporting	Number
IOWA—Continued																	
Poweshiek																	
Total	1,970	2,082	11,641	12,266	5,945,838	5,872,413	1,746	83	290,508	1,674	1,256,555	33	7,443	544	65,043	1,985	12,814
None	xxx	xxx	xxx	xxx	xxx	xxx	xxx	xxx	xxx	xxx	xxx	xxx	xxx	xxx	xxx	59	323
1 cow	161	382	161	610	88,504	302,599	44	5	662	37	4,448	4	324	53	4,347	142	247
2 cows	177		354		166,094		115	8	3,727	103	22,859	7	1,083	70	7,436	171	466
3 cows	206		618		315,459		192	6	7,794	187	63,917	2	53	60	6,087	204	799
4 cows	202	1,399	808	7,642	411,862	3,567,327	193	10	11,465	184	88,197	3	1,225	55	6,973	201	923
5 to 9 cows	958		6,357		3,184,337		936	30	69,501	912	715,552	16	4,717	252	31,971	945	6,826
10 to 14 cows	219	271	2,441	3,282	1,291,218	1,653,310	219	15	75,310	209	273,736	1	41	47	6,825	216	2,408
15 to 19 cows	31		503		260,989		31	3	24,174	30	54,655	———	———	4	654	31	461
20 cows and over	16	30	399	732	227,375	349,177	16	6	97,875	12	33,189	———	———	3	750	16	361
Ringgold																	
Total	1,665	1,717	8,779	9,241	3,684,020	3,914,487	1,380	119	194,823	1,288	760,370	53	7,330	1,018	106,227	1,636	9,272
None	xxx	xxx	xxx	xxx	xxx	xxx	xxx	xxx	xxx	xxx	xxx	xxx	xxx	xxx	xxx	49	146
1 cow	193	421	193	645	88,846	293,515	61	13	2,428	46	4,192	8	348	93	6,790	174	277
2 cows	220		440		185,236		145	9	4,291	136	25,003	9	1,252	139	12,564	206	488
3 cows	178		534		230,012		161	11	7,013	150	41,887	7	601	102	10,438	171	596
4 cows	201	1,063	804	5,593	336,871	2,266,808	186	13	15,085	173	65,159	9	1,133	142	15,295	192	881
5 to 9 cows	689		4,472		1,806,714		643	50	63,696	612	396,937	16	3,501	434	47,378	668	4,628
10 to 14 cows	145	216	1,597	2,602	711,976	1,115,979	145	14	29,520	138	168,090	4	495	87	10,526	139	1,533
15 to 19 cows	23		363		162,870		23	3	15,060	21	35,636	———	———	15	1,831	22	350
20 to 29 cows	13	16	275	364	111,090	223,385	13	4	40,630	9	16,439	———	———	5	1,249	12	259
30 to 49 cows	3	1	101	37	50,405	14,800	3	2	17,100	3	7,027	———	———	1	156	3	114
Sac																	
Total	1,891	1,768	10,871	9,839	5,113,990	4,471,960	1,732	123	222,726	1,686	1,265,684	17	3,284	554	67,066	1,902	12,020
None	xxx	xxx	xxx	xxx	xxx	xxx	xxx	xxx	xxx	xxx	xxx	xxx	xxx	xxx	xxx	33	118
1 cow	119	298	119	500	59,466	219,950	41	1	50	40	4,545	1	48	42	3,956	111	242
2 cows	182		364		163,972		138	6	871	136	31,780	2	279	72	7,096	176	441
3 cows	196		588		276,121		184	12	3,770	177	63,089	5	735	63	7,278	195	717
4 cows	266	1,267	1,064	6,648	498,876	3,126,871	255	19	8,352	249	123,384	2	125	78	7,482	264	1,191
5 to 9 cows	904		5,890		2,623,134		891	47	53,382	876	682,378	4	1,696	244	31,993	900	6,408
10 to 14 cows	168	185	1,846	2,234	879,604	989,424	167	23	67,940	156	223,728	2	106	44	6,721	167	1,875
15 to 19 cows	44		712		419,770		44	8	20,008	44	113,754	———	———	8	1,740	44	753
20 cows and over	12	18	288	457	193,047	135,715	12	7	68,353	8	23,026	1	295	3	800	12	275
Scott																	
Total	1,952	1,987	17,491	17,056	9,957,978	9,312,335	1,755	784	5,510,581	957	1,062,786	124	81,935	319	119,501	1,954	19,297
None	xxx	xxx	xxx	xxx	xxx	xxx	xxx	xxx	xxx	xxx	xxx	xxx	xxx	xxx	xxx	40	231
1 cow	144	260	144	412	74,941	217,874	26	10	3,570	8	713	9	1,009	57	6,733	136	194
2 cows	135		270		119,285		85	30	16,471	42	9,145	20	2,064	57	8,033	127	319
3 cows	99		297		141,854		85	21	27,088	59	23,189	9	2,666	27	5,609	95	363
4 cows	98	965	392	6,000	197,437	3,228,257	94	19	43,676	65	35,368	12	3,976	23	6,827	97	483
5 to 9 cows	681		4,813		2,531,439		670	210	810,645	457	429,581	44	30,385	89	42,824	672	5,391
10 to 14 cows	481	684	5,538	8,705	3,128,487	4,772,480	481	264	1,755,905	227	342,900	20	24,263	37	28,256	477	6,035
15 to 19 cows	212		3,480		2,189,120		212	152	1,589,980	72	141,029	7	8,828	22	11,395	208	3,718
20 to 29 cows	91	66	2,071	1,465	1,232,004	757,584	91	68	959,488	25	75,120	1	3,000	5	3,980	91	2,086
30 to 49 cows	7	10	252	353	145,868	241,910	7	6	130,442	1	263	1	3,800	1	3,900	7	257
50 to 74 cows	4	2	234	121	197,543	94,250	4	4	173,316	1	5,478	1	1,944	1	1,944	4	220
Shelby																	
Total	1,980	2,030	10,174	11,015	4,585,488	5,291,107	1,807	66	114,599	1,760	1,083,358	12	3,886	606	84,511	2,015	11,517
None	xxx	xxx	xxx	xxx	xxx	xxx	xxx	xxx	xxx	xxx	xxx	xxx	xxx	xxx	xxx	45	149
1 cow	123	384	123	654	55,498	323,459	49	5	892	44	4,552	———	———	39	3,045	120	185
2 cows	250		500		211,284		193	8	4,353	183	36,570	4	295	88	11,297	247	661
3 cows	221		663		280,860		201	7	6,480	195	58,065	2	350	65	6,547	221	799
4 cows	354	1,431	1,416	7,653	607,697	3,588,744	343	6	7,778	338	139,198	1	104	106	11,908	354	1,753
5 to 9 cows	871		5,548		2,523,246		860	30	49,008	844	615,522	4	569	258	40,261	868	5,994
10 to 14 cows	140	201	1,541	2,385	706,895	1,195,345	140	6	19,436	136	186,803	———	———	43	7,423	139	1,568
15 to 19 cows	15		239		105,727		15	2	4,142	15	30,449	———	———	4	800	15	249
20 cows and over	6	14	144	323	74,281	183,559	6	2	22,510	5	12,199	1	2,568	3	3,230	6	159
Sioux																	
Total	2,812	2,861	20,236	20,758	13,080,415	13,478,028	2,673	111	326,077	2,590	3,562,825	18	3,877	239	30,591	2,853	22,947
None	xxx	xxx	xxx	xxx	xxx	xxx	xxx	xxx	xxx	xxx	xxx	xxx	xxx	xxx	xxx	78	380
1 cow	138	274	138	445	84,759	262,632	48	10	2,156	37	6,413	3	374	24	1,592	124	231
2 cows	151		302		187,147		121	15	6,031	108	31,128	4	1,164	22	2,851	147	397
3 cows	166		498		306,054		159	11	7,322	149	72,781	4	260	20	2,012	162	645
4 cows	245	1,888	980	11,467	612,685	7,536,827	239	11	19,762	232	155,794	1	56	15	1,639	245	1,207
5 to 9 cows	1,418		9,762		6,235,053		1,412	33	97,980	1,385	1,719,192	2	950	104	12,568	1,409	11,161
10 to 14 cows	589	656	6,703	7,898	4,415,020	5,084,151	589	18	90,994	578	1,242,897	3	1,023	44	8,035	585	7,037
15 to 19 cows	80		1,297		858,732		80	9	67,401	77	231,307	1	50	8	1,584	80	1,342
20 cows and over	25	43	556	948	382,965	594,418	25	4	34,431	24	103,513	———	———	2	310	25	547
Story																	
Total	2,068	2,140	13,283	12,888	7,328,326	7,376,624	1,831	164	964,786	1,704	1,653,325	14	5,259	150	22,170	2,067	14,420
None	xxx	xxx	xxx	xxx	xxx	xxx	xxx	xxx	xxx	xxx	xxx	xxx	xxx	xxx	xxx	43	169
1 cow	172	423	172	660	92,143	366,451	43	7	2,647	34	4,379	4	337	34	2,468	162	251
2 cows	204		408		209,442		150	12	5,149	141	38,902	———	———	29	2,515	196	578
3 cows	180		540		251,170		154	15	11,662	142	55,866	2	400	18	2,265	177	664
4 cows	231	1,386	924	7,738	479,847	4,311,891	222	13	19,865	208	116,068	2	1,006	11	2,074	228	1,092
5 to 9 cows	920		6,136		3,295,623		902	55	142,515	862	847,958	4	1,816	49	9,176	903	6,556
10 to 14 cows	267	296	2,990	3,604	1,629,453	2,135,146	266	31	147,879	242	400,085	2	1,700	6	3,060	265	3,090
15 to 19 cows	61		999		582,845		61	12	128,940	52	126,874	———	———	1	12	60	1,002
20 to 29 cows	21	29	480	642	326,503	392,286	21	10	113,799	15	47,769	———	———	1	200	21	478
30 to 49 cows	9	4	305	138	203,480	87,130	9	6	140,330	6	15,064	———	———	1	400	9	277
50 cows and over	3	2	329	106	257,820	83,720	3	3	252,000	2	380	———	———	———	———	3	263

TABLE 19.—COWS MILKED AND MILK PRODUCED, 1939 AND 1929; DAIRY PRODUCTS SOLD AND BUTTER CHURNED, 1939; AND COWS KEPT FOR MILK APR. 1, 1940; BY NUMBER OF COWS MILKED, BY COUNTIES—Continued

(For explanation and definitions, see text)

STATE OR COUNTY AND NUMBER OF COWS MILKED	COWS MILKED				MILK PRODUCED (GALLONS)		DAIRY PRODUCTS SOLD, 1939							BUTTER CHURNED ON FARMS, 1939		COWS KEPT MAINLY FOR MILK PRODUCTION, APR. 1, 1940	
	Farms reporting		Number					Whole milk sold		Cream sold		Butter sold					
	1939	1929	1939	1929	1939	1929	Farms reporting	Farms reporting	Gallons	Farms reporting	Pounds of butterfat	Farms reporting	Pounds	Farms reporting	Pounds	Farms reporting	Number
IOWA—Continued																	
Tama																	
Total	2,423	2,468	14,474	15,853	7,282,531	7,641,151	2,033	87	300,986	1,971	1,658,401	39	11,799	709	79,748	2,446	15,982
None	xxx	xxx	xxx	xxx	xxx	xxx	xxx	xxx	xxx	xxx	xxx	xxx	xxx	xxx	xxx	80	405
1 cow	252	487	252	761	110,988	348,933	42	3	920	38	3,511	3	280	102	6,011	233	420
2 cows	267		534		212,094		146	5	2,468	138	25,287	6	1,129	123	10,841	258	686
3 cows	185		555		270,407		164	7	4,090	158	57,252	3	512	89	7,169	180	688
4 cows	269	1,500	1,076	8,607	507,184	3,950,780	251	9	6,800	244	109,265	6	689	77	8,188	261	1,201
5 to 9 cows	1,035		6,822		3,439,724		1,015	31	40,265	999	796,173	12	3,005	237	28,898	1,022	7,348
10 to 14 cows	334	435	3,704	5,347	1,826,597	2,677,830	334	18	79,935	322	456,540	6	1,705	82	10,624	331	3,751
15 to 19 cows	56		919		505,802		56	7	38,583	52	128,173	2	3,179	14	5,892	56	907
20 to 29 cows	22	38	504	865	321,930	480,664	22	5	66,120	19	74,136	1	1,300	5	2,125	22	479
30 to 49 cows	3	7	108	223	87,805	137,299	3	2	61,805	1	8,284	—	—	—	—	3	97
50 to 74 cows	—	1	—	50	—	45,645	—	—	—	—	—	—	—	—	—	—	—
Taylor																	
Total	1,984	2,075	9,097	9,911	4,415,251	4,389,230	1,696	100	146,493	1,628	934,688	52	6,035	1,315	118,545	1,997	10,460
None	xxx	xxx	xxx	xxx	xxx	xxx	xxx	xxx	xxx	xxx	xxx	xxx	xxx	xxx	xxx	66	267
1 cow	244	547	244	884	129,631	456,402	86	18	4,500	65	6,708	12	1,165	161	11,991	221	342
2 cows	296		592		280,225		206	20	9,785	190	36,492	13	1,085	209	17,532	285	682
3 cows	278		834		413,702		252	13	9,965	244	75,862	5	479	190	16,272	272	1,033
4 cows	286	1,357	1,144	6,945	535,648	3,019,229	276	5	7,742	273	112,353	6	424	193	17,295	281	1,313
5 to 9 cows	757		4,733		2,255,254		753	33	61,271	737	504,161	15	2,777	495	47,361	749	5,257
10 to 14 cows	96	165	1,071	1,940	559,544	832,274	96	8	32,290	94	137,243	1	105	54	5,788	96	1,116
15 to 19 cows	19		302		156,890		19	3	20,940	17	35,351	—	—	12	1,636	19	315
20 to 29 cows	8	6	177	142	84,357	81,325	8	—	—	8	26,518	—	—	3	670	8	159
Union																	
Total	1,439	1,496	7,660	8,142	3,509,235	3,568,080	1,243	131	382,634	1,133	739,728	36	8,268	661	68,429	1,415	8,389
None	xxx	xxx	xxx	xxx	xxx	xxx	xxx	xxx	xxx	xxx	xxx	xxx	xxx	xxx	xxx	38	176
1 cow	182	391	182	598	86,892	263,470	61	10	1,685	50	6,117	4	155	92	6,625	153	285
2 cows	164		328		145,943		110	17	9,842	97	18,217	4	182	94	7,859	152	366
3 cows	148		444		193,200		134	6	7,398	127	39,228	6	402	75	7,009	143	549
4 cows	176	899	704	4,808	327,486	2,042,496	170	13	22,549	156	65,508	4	1,514	70	7,207	169	769
5 to 9 cows	613		3,996		1,796,739		612	53	118,758	572	420,611	17	5,415	273	31,503	604	4,234
10 to 14 cows	120	187	1,310	2,266	621,335	1,034,339	120	20	96,480	105	133,678	—	—	49	6,616	120	1,340
15 to 19 cows	22		373		181,010		22	5	43,867	17	37,509	—	—	5	350	22	386
20 cows and over	14	19	323	470	156,630	227,775	14	7	82,055	9	18,860	1	600	3	1,260	14	284
Van Buren																	
Total	1,628	1,737	8,405	8,831	3,870,657	4,095,309	1,402	60	133,907	1,359	976,764	25	3,127	769	70,477	1,580	8,887
None	xxx	xxx	xxx	xxx	xxx	xxx	xxx	xxx	xxx	xxx	xxx	xxx	xxx	xxx	xxx	28	96
1 cow	176	459	176	727	83,024	332,074	52	5	1,990	46	4,798	3	248	112	8,656	156	229
2 cows	216		432		188,324		153	6	2,125	144	29,169	10	838	121	10,582	201	534
3 cows	187		561		241,329		165	6	3,043	162	52,671	4	541	106	9,616	178	642
4 cows	238	1,092	952	5,686	428,130	2,627,001	229	7	7,550	223	102,426	1	60	111	9,297	231	1,039
5 to 9 cows	655		4,294		1,988,583		651	22	41,999	637	538,205	6	1,365	277	27,819	636	4,360
10 to 14 cows	124	169	1,380	2,004	645,337	940,868	122	8	24,030	118	180,362	1	75	38	3,997	118	1,327
15 to 19 cows	22		356		152,880		21	2	16,000	20	42,130	—	—	3	410	22	353
20 to 29 cows	7	14	159	324	89,800	165,826	6	1	8,000	6	19,800	—	—	1	100	7	178
30 to 49 cows	3	3	95	90	53,250	29,540	3	3	29,170	3	7,203	—	—	—	—	3	129
Wapello																	
Total	1,680	1,759	9,148	9,197	4,505,141	4,132,158	1,311	217	1,194,025	1,109	731,875	36	13,537	802	94,578	1,667	10,207
None	xxx	xxx	xxx	xxx	xxx	xxx	xxx	xxx	xxx	xxx	xxx	xxx	xxx	xxx	xxx	56	197
1 cow	285	538	285	799	140,437	393,530	52	8	1,910	43	4,675	1	150	159	13,236	249	396
2 cows	228		456		207,997		148	8	5,075	131	25,731	12	1,830	133	15,082	216	512
3 cows	166		498		229,920		144	2	360	141	42,937	5	725	87	9,578	162	652
4 cows	182	981	728	5,118	331,055	2,192,161	166	13	14,484	157	69,736	4	885	90	9,235	175	800
5 to 9 cows	584		3,759		1,754,504		586	68	207,348	507	375,132	11	2,947	272	33,509	575	3,996
10 to 14 cows	143	216	1,598	2,684	822,987	1,239,772	143	54	285,272	93	131,596	2	5,500	43	10,834	143	1,676
15 to 19 cows	51		827		471,380		51	34	314,568	19	41,562	—	—	13	1,119	51	896
20 to 29 cows	34	19	738	412	408,901	209,295	34	23	252,668	16	37,051	—	—	4	485	33	794
30 cows and over	7	5	259	184	137,960	97,400	7	7	114,340	2	3,455	1	1,500	1	1,500	7	288
Warren																	
Total	2,125	2,263	11,475	11,340	5,231,826	5,590,277	1,729	428	1,916,965	1,317	727,283	27	7,103	985	104,478	2,112	12,520
None	xxx	xxx	xxx	xxx	xxx	xxx	xxx	xxx	xxx	xxx	xxx	xxx	xxx	xxx	xxx	75	307
1 cow	251	665	251	1,058	109,614	506,538	60	4	707	52	6,212	5	644	133	10,474	218	331
2 cows	289		578		225,515		164	18	9,719	148	27,900	1	75	166	16,166	272	697
3 cows	270		810		306,425		239	30	21,291	211	60,605	3	151	184	15,795	260	942
4 cows	258	1,353	1,032	6,806	380,475	3,151,018	229	32	26,324	198	80,483	2	670	135	14,187	252	1,140
5 to 9 cows	791		5,030		2,109,818		772	181	454,963	597	401,843	13	4,253	340	39,746	772	5,322
10 to 14 cows	178	211	1,998	2,612	971,821	1,434,354	177	91	488,455	91	107,424	2	510	38	4,792	176	2,033
15 to 19 cows	54		881		527,273		54	42	401,874	13	27,566	1	800	7	3,218	54	898
20 to 29 cows	25	30	547	657	367,272	336,367	25	21	311,719	5	12,250	—	—	1	50	25	523
30 cows and over	9	4	348	207	233,613	182,000	9	9	201,913	2	3,000	—	—	1	50	8	327

TABLE 19.—COWS MILKED AND MILK PRODUCED, 1939 AND 1929; DAIRY PRODUCTS SOLD AND BUTTER CHURNED, 1939; AND COWS KEPT FOR MILK APR. 1, 1940; BY NUMBER OF COWS MILKED, BY COUNTIES—Continued

(For explanation and definitions, see text)

STATE OR COUNTY AND NUMBER OF COWS MILKED	COWS MILKED				MILK PRODUCED (GALLONS)		DAIRY PRODUCTS SOLD, 1939							BUTTER CHURNED ON FARMS, 1939		COWS KEPT MAINLY FOR MILK PRODUCTION, APR. 1, 1940	
	Farms reporting		Number					Whole milk sold		Cream sold		Butter sold					
	1939	1929	1939	1929	1939	1929	Farms reporting	Farms reporting	Gallons	Farms reporting	Pounds of butterfat	Farms reporting	Pounds	Farms reporting	Pounds	Farms reporting	Number
IOWA—Continued																	
Washington																	
Total	2,085	2,187	9,301	9,600	5,259,284	4,893,569	1,752	51	207,041	1,729	1,172,151	20	5,777	1,080	112,955	2,066	10,145
None	xxx	xxx	xxx	xxx	xxx	xxx	xxx	xxx	xxx	xxx	xxx	xxx	xxx	xxx	xxx	53	201
1 cow	318	722	318	1,126	174,334	614,717	112	4	495	107	11,026	2	100	185	13,851	289	432
2 cows	387		774		415,923		305	9	1,996	300	68,378	6	595	224	22,272	370	910
3 cows	266		798		404,297		238	3	2,765	236	85,789	1	104	144	15,019	259	951
4 cows	278	1,302	1,112	6,337	604,876	3,303,694	271	4	1,450	271	141,004	2	250	141	14,717	272	1,190
5 to 9 cows	695		4,401		2,447,242		685	11	23,809	679	584,105	6	2,378	336	38,074	683	4,529
10 to 14 cows	107	145	1,184	1,735	724,657	797,673	107	10	45,407	105	184,387	1	150	43	5,717	107	1,208
15 to 19 cows	23		379		263,290		23	4	34,479	22	62,462	2	2,200	8	2,960	23	460
20 to 29 cows	7	17	155	369	98,750	162,485	7	4	25,825	6	20,100	—	—	1	365	7	160
30 cows and over	4	1	180	33	125,915	15,000	4	2	70,815	3	16,900	—	—	—	—	3	124
Wayne																	
Total	1,613	1,703	8,091	8,001	3,355,087	3,376,421	1,287	49	92,212	1,247	804,619	40	5,619	1,050	100,856	1,562	8,143
None	xxx	xxx	xxx	xxx	xxx	xxx	xxx	xxx	xxx	xxx	xxx	xxx	xxx	xxx	xxx	34	111
1 cow	193	571	193	881	85,943	380,483	50	6	1,010	42	4,885	5	430	110	8,215	172	246
2 cows	231		462		187,365		151	9	1,812	122	24,524	6	480	157	13,050	221	522
3 cows	194		582		213,327		158	2	1,704	154	43,501	5	570	128	10,972	183	587
4 cows	217	989	868	5,003	327,712	2,071,507	195	3	4,208	192	72,994	5	1,100	149	14,070	197	788
5 to 9 cows	622		3,995		1,645,392		598	17	29,921	587	416,612	17	2,789	415	43,301	604	4,009
10 to 14 cows	122	152	1,353	1,864	567,488	792,466	121	8	21,020	118	152,152	2	250	72	8,483	117	1,274
15 to 19 cows	21		332		172,455		21	3	22,500	20	46,351	—	—	16	1,945	21	321
20 cows and over	13	11	306	253	155,405	131,965	13	1	10,057	12	43,620	—	—	5	820	13	285
Webster																	
Total	2,382	2,424	13,974	13,116	6,533,753	6,529,701	2,095	335	1,484,027	1,802	1,214,427	17	6,628	501	62,914	2,382	15,617
None	xxx	xxx	xxx	xxx	xxx	xxx	xxx	xxx	xxx	xxx	xxx	xxx	xxx	xxx	xxx	60	281
1 cow	211	526	211	855	111,052	400,950	56	9	2,534	47	5,185	1	125	45	3,772	186	307
2 cows	257		514		236,045		180	11	7,147	170	36,028	1	220	74	6,705	244	807
3 cows	229		687		310,633		202	19	17,548	188	59,162	—	—	60	7,005	224	820
4 cows	284	1,639	1,136	8,764	494,141	4,224,265	270	28	50,371	244	105,389	3	420	72	7,400	280	1,355
5 to 9 cows	1,087		7,166		3,168,289		1,072	150	438,753	941	707,237	10	2,013	210	27,973	1,078	7,842
10 to 14 cows	238	234	2,689	2,830	1,295,248	1,452,551	237	77	425,119	168	211,474	—	—	30	4,502	235	2,791
15 to 19 cows	48		773		394,817		48	22	165,334	31	57,093	1	200	9	1,857	47	779
20 to 29 cows	20	18	437	399	234,180	227,575	20	11	134,795	12	28,715	—	—	—	—	20	412
30 to 49 cows	5	6	186	198	126,598	168,360	5	5	83,676	1	4,144	1	3,650	1	3,700	5	240
50 to 74 cows	3	1	175	70	162,750	56,000	3	3	160,750	—	—	—	—	—	—	3	185
Winnebago																	
Total	1,522	1,553	13,987	13,871	7,519,787	7,150,018	1,428	46	207,555	1,395	2,166,443	7	3,524	72	12,165	1,512	15,059
None	xxx	xxx	xxx	xxx	xxx	xxx	xxx	xxx	xxx	xxx	xxx	xxx	xxx	xxx	xxx	27	155
1 cow	66	145	66	217	32,858	120,011	11	3	144	8	780	—	—	15	1,396	61	109
2 cows	60		120		60,602		38	4	3,869	33	8,928	2	332	15	2,517	56	176
3 cows	50		150		80,272		42	5	8,190	37	17,318	1	32	7	884	48	187
4 cows	71	784	284	5,020	147,508	2,499,047	70	4	11,900	66	39,513	1	10	2	200	67	337
5 to 9 cows	630		4,425		2,290,627		623	9	20,883	616	677,585	—	—	24	2,994	621	4,900
10 to 14 cows	425	560	4,873	7,110	2,553,421	3,710,710	424	9	39,267	420	754,965	1	250	6	1,002	415	5,068
15 to 19 cows	147		2,405		1,377,740		147	5	39,134	143	408,771	2	2,900	3	3,370	145	2,516
20 to 29 cows	68	64	1,511	1,448	884,108	780,229	68	5	53,003	68	242,964	—	—	—	—	67	1,465
30 to 49 cows	5	2	153	76	92,651	40,021	5	2	31,165	4	15,621	—	—	—	—	5	148
Winneshiek																	
Total	2,695	2,704	28,983	28,325	15,293,266	15,378,536	2,611	202	1,080,918	2,450	3,661,809	13	10,682	357	61,757	2,706	31,181
None	xxx	xxx	xxx	xxx	xxx	xxx	xxx	xxx	xxx	xxx	xxx	xxx	xxx	xxx	xxx	72	544
1 cow	76	161	76	240	44,970	115,219	33	7	1,445	27	4,912	1	80	6	846	62	108
2 cows	87		174		87,802		63	10	5,996	54	12,836	—	—	19	2,135	80	194
3 cows	85		255		119,682		77	9	12,555	68	22,757	—	—	13	1,301	82	285
4 cows	81	1,065	324	7,055	168,555	3,283,905	80	7	15,360	74	38,065	1	10	14	1,688	75	342
5 to 9 cows	824		5,969		3,113,624		818	55	192,748	773	724,251	5	2,950	114	17,124	808	6,584
10 to 14 cows	918	1,305	10,851	16,983	5,665,008	7,897,225	916	54	245,835	878	1,379,438	4	2,892	124	20,709	907	11,455
15 to 19 cows	449		7,345		3,889,236		449	32	288,655	424	965,916	1	4,100	55	14,981	447	7,672
20 to 29 cows	163	159	3,586	3,520	1,973,404	1,765,577	163	26	308,958	141	452,319	—	—	11	1,894	161	3,605
30 cows and over	12	16	405	525	230,985	318,610	12	2	11,588	11	61,317	1	650	1	1,081	12	594
Woodbury																	
Total	2,592	2,798	13,240	15,830	6,564,324	7,845,093	2,179	683	2,424,211	1,555	868,430	42	10,513	1,143	155,001	2,625	14,800
None	xxx	xxx	xxx	xxx	xxx	xxx	xxx	xxx	xxx	xxx	xxx	xxx	xxx	xxx	xxx	89	283
1 cow	280	610	280	978	126,320	476,951	74	20	5,860	50	5,147	4	516	118	10,305	259	420
2 cows	327		654		304,082		215	46	32,287	165	37,751	9	728	175	19,926	317	800
3 cows	350		1,050		485,892		309	51	56,813	258	81,116	7	797	182	22,895	344	1,220
4 cows	373	1,804	1,492	9,469	722,085	4,561,754	345	63	118,835	282	125,912	7	1,050	199	25,121	369	1,657
5 to 9 cows	1,033		6,618		3,157,359		1,008	385	1,073,525	679	480,812	14	5,393	417	62,780	1,018	6,946
10 to 14 cows	176	340	1,978	4,108	1,075,810	2,086,955	176	98	586,561	84	115,935	—	—	44	8,656	176	2,073
15 to 19 cows	31		504		258,315		30	23	167,151	11	11,759	—	—	8	1,113	31	643
20 to 29 cows	14	27	320	598	202,191	315,469	14	11	165,291	4	9,998	—	—	1	200	14	380
30 to 49 cows	5	15	193	545	147,032	354,852	5	5	136,963	—	—	1	4,029	1	4,029	5	218
50 to 74 cows	3	1	150	60	85,500	54,152	3	3	84,925	—	—	—	—	—	—	3	160
75 to 99 cows	—	1	—	76	—	55,000	—	—	—	—	—	—	—	—	—	—	—

TABLE 19.—COWS MILKED AND MILK PRODUCED, 1939 AND 1929; DAIRY PRODUCTS SOLD AND BUTTER CHURNED, 1939; AND COWS KEPT FOR MILK APR. 1, 1940; BY NUMBER OF COWS MILKED, BY COUNTIES—Continued

(For explanation and definitions, see text)

STATE OR COUNTY AND NUMBER OF COWS MILKED	COWS MILKED				MILK PRODUCED (GALLONS)		DAIRY PRODUCTS SOLD, 1939							BUTTER CHURNED ON FARMS, 1939		COWS KEPT MAINLY FOR MILK PRODUCTION, APR. 1, 1940	
	Farms reporting		Number					Whole milk sold		Cream sold		Butter sold					
	1939	1929	1939	1929	1939	1929	Farms reporting	Farms reporting	Gallons	Farms reporting	Pounds of butterfat	Farms reporting	Pounds	Farms reporting	Pounds	Farms reporting	Number
IOWA—Continued																	
Worth																	
Total	1,388	1,399	14,088	13,680	7,417,257	6,654,144	1,335	33	120,666	1,316	1,955,544	5	614	116	15,491	1,417	15,522
None	xxx	xxx	xxx	xxx	xxx	xxx	xxx	xxx	xxx	xxx	xxx	xxx	xxx	xxx	xxx	42	309
1 cow	36	93	36	147	16,956	65,557	7	—	—	7	839	—	—	11	1,080	34	82
2 cows	45		90		37,380		33	3	600	32	5,950	1	80	16	1,549	45	106
3 cows	41		123		60,277		37	4	3,445	34	11,835	—	—	9	980	38	148
4 cows	55	628	220	4,017	110,915	1,909,573	51	1	864	49	26,890	1	504	8	1,592	54	277
5 to 9 cows	500		3,558		1,806,296		496	11	20,442	491	478,197	1	30	39	4,758	496	3,977
10 to 14 cows	442	610	5,149	7,937	2,641,538	3,801,731	442	7	24,179	439	717,395	—	—	23	3,361	440	5,488
15 to 19 cows	196		3,205		1,727,144		196	3	21,635	194	451,457	—	—	6	908	195	3,330
20 to 29 cows	67	65	1,503	1,456	885,580	784,603	67	5	21,051	65	251,960	—	—	4	1,245	67	1,631
30 to 49 cows	6	2	204	67	131,171	42,680	6	1	28,470	5	31,021	—	—	—	—	6	194
50 to 74 cows	—	1	—	56	—	32,000	—	—	—	—	—	—	—	—	—	—	—
Wright																	
Total	1,828	1,872	11,787	12,158	5,884,485	6,316,002	1,630	89	337,736	1,556	1,374,253	10	2,860	227	23,215	1,850	13,448
None	xxx	xxx	xxx	xxx	xxx	xxx	xxx	xxx	xxx	xxx	xxx	xxx	xxx	xxx	xxx	52	251
1 cow	143	271	143	428	62,104	224,933	31	2	1,000	28	3,013	1	3	30	1,782	130	239
2 cows	125		250		109,267		77	4	1,854	73	14,285	—	—	29	2,280	123	365
3 cows	138		414		182,835		127	4	3,265	121	41,367	3	444	23	2,279	137	571
4 cows	179	1,255	716	7,282	346,323	3,718,479	173	7	5,316	167	84,818	1	136	20	1,732	177	847
5 to 9 cows	917		6,114		2,957,811		896	44	109,857	860	712,658	5	2,277	90	10,017	906	6,865
10 to 14 cows	251	323	2,803	3,916	1,456,379	2,096,721	251	16	79,474	240	355,737	—	—	29	4,075	251	2,919
15 to 19 cows	53		865		491,116		53	6	47,890	49	111,045	—	—	5	920	52	912
20 to 29 cows	22	21	482	467	278,650	235,319	22	6	89,100	18	51,330	—	—	1	150	22	479
30 to 49 cows	—	2	—	65	—	40,550	—	—	—	—	—	—	—	—	—	—	—
KANSAS																	
Total	129,213	142,967	652,108	723,864	287,114,023	326,192,822	105,088	17,881	56,589,731	89,406	51,564,440	3,749	723,636	88,098	8,294,887	126,807	691,090
None	xxx	xxx	xxx	xxx	xxx	xxx	xxx	xxx	xxx	xxx	xxx	xxx	xxx	xxx	xxx	2,307	6,975
1 cow	18,165	40,909	18,165	63,014	8,438,445	28,501,729	4,443	788	155,654	3,268	330,338	601	40,442	11,191	769,800	16,295	24,342
2 cows	18,655		37,310		15,552,734		11,961	1,517	753,855	10,307	1,938,626	667	69,287	13,203	1,097,479	17,718	43,321
3 cows	15,028		45,084		18,801,524		13,096	1,602	1,376,173	11,616	3,393,800	462	61,288	10,688	943,022	14,534	49,906
4 cows	16,163	86,819	64,652	453,124	27,067,778	199,199,679	15,272	1,903	2,241,114	13,641	5,592,031	425	70,391	11,438	1,037,667	15,779	69,307
5 to 9 cows	48,280		310,817		130,857,919		47,432	7,521	16,197,697	41,292	27,850,416	1,278	312,690	33,856	3,416,007	47,453	320,843
10 to 14 cows	9,654	13,645	107,360	165,025	47,671,192	74,260,267	9,600	2,593	11,735,391	7,506	8,969,436	237	104,915	6,243	782,137	9,504	107,829
15 to 19 cows	1,972		31,928		15,994,890		1,970	970	7,507,499	1,209	2,088,923	42	26,365	1,019	151,409	1,930	31,533
20 to 29 cows	935	1,201	21,068	26,761	11,939,451	14,218,724	934	646	7,660,166	440	1,039,524	21	12,811	362	59,009	909	21,080
30 to 49 cows	309	323	10,748	11,336	6,910,568	6,848,877	308	271	5,410,944	110	303,709	15	24,247	84	35,551	306	11,010
50 to 74 cows	52	52	2,927	3,009	2,124,588	2,011,957	52	50	1,862,867	15	48,097	1	1,200	12	2,496	52	2,965
75 to 99 cows	10	14	833	1,134	665,062	746,548	10	10	645,496	1	1,540	—	—	2	310	10	786
100 to 199 cows	10	4	1,218	461	1,089,872	405,041	10	10	1,042,875	1	8,000	—	—	—	—	10	1,193
Allen																	
Total	1,683	1,799	9,415	10,839	3,839,810	4,975,206	1,384	506	1,579,789	913	480,206	49	8,328	1,018	91,775	1,658	10,265
None	xxx	xxx	xxx	xxx	xxx	xxx	xxx	xxx	xxx	xxx	xxx	xxx	xxx	xxx	xxx	55	179
1 cow	254	386	254	597	98,441	276,171	60	13	3,155	42	4,432	9	344	149	10,481	219	390
2 cows	227		454		172,042		146	32	15,191	116	20,465	7	674	160	14,269	210	550
3 cows	153		459		185,885		139	31	37,462	108	31,487	5	1,584	100	9,005	141	512
4 cows	179	1,101	716	5,952	272,396	2,701,300	162	43	65,175	121	45,714	4	290	115	9,580	171	801
5 to 9 cows	635		4,127		1,576,381		624	238	551,435	407	238,473	20	3,044	373	34,323	816	4,405
10 to 14 cows	191	274	2,142	3,403	890,188	1,515,597	189	101	440,041	97	108,459	3	392	102	9,720	183	2,133
15 to 19 cows	34		548		243,805		34	25	163,398	13	18,573	—	—	10	804	34	535
20 to 29 cows	27	36	621	812	346,952	443,304	27	21	267,732	8	9,078	1	2,000	8	3,293	26	642
30 to 49 cows	3	2	114	75	53,720	38,834	3	2	36,200	1	5,525	—	—	1	300	3	118
Anderson																	
Total	1,484	1,706	6,694	8,437	2,780,753	3,400,594	1,150	184	386,995	991	551,698	34	3,037	1,022	90,287	1,464	7,179
None	xxx	xxx	xxx	xxx	xxx	xxx	xxx	xxx	xxx	xxx	xxx	xxx	xxx	xxx	xxx	34	94
1 cow	261	510	261	784	118,139	334,864	63	9	2,208	51	5,493	5	265	154	10,354	253	365
2 cows	242		484		197,233		160	16	9,012	144	27,832	5	297	180	14,857	237	611
3 cows	185		555		203,325		152	15	9,974	138	37,770	3	257	132	11,808	181	609
4 cows	194	1,026	776	5,395	307,009	2,168,700	184	31	54,032	156	61,951	5	383	133	11,699	188	818
5 to 9 cows	477		3,015		1,235,209		466	81	144,322	401	276,818	12	1,587	338	30,823	469	3,124
10 to 14 cows	96	150	1,050	1,821	473,558	724,400	96	23	94,447	79	97,287	3	198	68	8,238	95	1,076
15 to 19 cows	18		288		118,290		18	3	20,000	15	29,527	—	—	9	1,330	17	270
20 to 29 cows	8	20	175	437	69,990	172,630	8	3	19,600	6	14,020	—	—	5	818	7	138
30 to 49 cows	3	—	90	—	58,000	—	3	3	53,400	1	1,000	1	50	3	360	3	73
Atchison																	
Total	1,362	1,511	6,390	7,204	2,936,821	3,244,134	1,001	191	602,108	825	545,443	27	6,272	620	56,724	1,331	7,074
None	xxx	xxx	xxx	xxx	xxx	xxx	xxx	xxx	xxx	xxx	xxx	xxx	xxx	xxx	xxx	35	118
1 cow	267	509	267	786	112,374	352,654	56	14	1,704	40	3,533	3	121	154	10,597	235	362
2 cows	202		404		163,344		106	21	12,274	85	19,139	6	305	125	9,219	193	572
3 cows	152		456		184,622		122	13	11,123	108	32,439	4	580	73	7,336	145	490
4 cows	170	856	680	4,459	300,750	1,875,651	157	16	22,385	142	68,615	—	—	70	5,832	167	740
5 to 9 cows	452		2,914		1,299,264		442	81	176,828	372	286,715	10	4,710	160	19,453	438	3,028
10 to 14 cows	94	131	1,077	1,573	522,695	753,575	93	30	148,600	65	102,783	4	556	30	3,340	93	1,081
15 to 19 cows	16		262		165,063		16	11	88,985	9	16,419	—	—	8	947	16	286
20 to 29 cows	6	10	145	221	75,850	133,882	6	2	27,350	4	15,800	—	—	—	—	6	184
30 cows and over	3	5	185	185	112,859	128,372	3	3	112,859	—	—	—	—	—	—	3	215

TABLE 19.—COWS MILKED AND MILK PRODUCED, 1939 AND 1929; DAIRY PRODUCTS SOLD AND BUTTER CHURNED, 1939; AND COWS KEPT FOR MILK APR. 1, 1940; BY NUMBER OF COWS MILKED, BY COUNTIES—Continued

(For explanation and definitions, see text)

STATE OR COUNTY AND NUMBER OF COWS MILKED	COWS MILKED				MILK PRODUCED (GALLONS)		DAIRY PRODUCTS SOLD, 1939						BUTTER CHURNED ON FARMS, 1939		COWS KEPT MAINLY FOR MILK PRODUCTION, APR. 1, 1940	
	Farms reporting		Number					Whole milk sold		Cream sold		Butter sold				
	1939	1929	1939	1929	1939	1929	Farms reporting	Farms reporting	Gallons	Farms reporting	Pounds of butterfat	Farms reporting	Pounds	Farms reporting	Pounds	Farms reporting	Number
KANSAS—Contd.																	
Barber																	
Total	876	904	4,447	4,708	1,815,656	1,811,658	639	43	85,250	611	391,851	35	6,900	725	75,381	867	4,838
None	xxx	xxx	xxx	xxx	xxx	xxx	xxx	xxx	xxx	xxx	xxx	xxx	xxx	xxx	xxx	17	69
1 cow	118	265	118	403	50,368	159,214	17	4	370	13	1,297	———	———	70	4,709	107	156
2 cows	145		290		110,955		68	4	338	59	11,256	9	460	117	9,885	139	347
3 cows	94		282		107,928		68	5	4,837	62	15,739	2	130	81	8,863	90	306
4 cows	106	530	424	2,815	162,500	1,094,248	91	2	1,150	89	37,700	2	852	95	9,530	108	449
5 to 9 cows	306		1,983		828,542		289	17	10,058	285	193,499	16	4,625	271	30,839	302	2,114
10 to 14 cows	84	101	922	1,230	388,568	449,996	83	5	7,297	83	105,877	4	305	73	8,917	83	948
15 to 19 cows	16		264		93,055		16	2	21,000	14	17,589	2	528	13	2,022	16	270
20 cows and over	7	8	164	260	73,740	108,200	7	4	40,200	6	8,894	———	———	5	616	7	179
Barton																	
Total	1,373	1,490	7,112	7,900	2,806,853	3,177,340	1,173	159	484,656	1,056	511,831	49	7,060	1,125	97,754	1,356	7,685
None	xxx	xxx	xxx	xxx	xxx	xxx	xxx	xxx	xxx	xxx	xxx	xxx	xxx	xxx	xxx	11	38
1 cow	134	307	134	484	58,014	200,973	29	6	1,082	20	2,024	5	197	100	6,242	125	156
2 cows	188		376		148,930		127	10	6,525	111	21,303	12	1,913	152	12,993	181	426
3 cows	174		522		203,558		157	13	5,370	146	41,639	8	1,111	147	12,344	173	546
4 cows	198	1,027	792	5,447	307,533	2,149,135	188	18	18,472	178	66,573	6	772	156	13,003	194	857
5 to 9 cows	552		3,552		1,345,045		545	72	138,349	499	280,847	14	2,313	476	43,482	548	3,879
10 to 14 cows	93	147	1,055	1,758	398,619	732,567	93	22	97,189	83	73,065	3	704	76	8,051	92	1,108
15 to 19 cows	20		326		141,055		20	7	60,331	14	19,154	1	50	14	1,002	20	332
20 to 29 cows	9	8	183	181	95,950	72,565	9	8	69,490	4	6,712	———	———	2	312	7	161
30 to 49 cows	5	1	172	30	108,149	22,100	5	5	87,848	1	514	———	———	2	325	5	182
Bourbon																	
Total	1,891	1,966	11,759	12,583	4,528,496	5,254,886	1,636	670	1,999,949	983	592,265	62	9,063	847	73,916	1,885	13,063
None	xxx	xxx	xxx	xxx	xxx	xxx	xxx	xxx	xxx	xxx	xxx	xxx	xxx	xxx	xxx	46	181
1 cow	227	415	227	625	89,621	250,964	82	23	5,493	33	3,110	6	472	105	6,514	201	326
2 cows	179		358		122,440		125	33	19,424	88	17,563	7	826	92	7,764	170	464
3 cows	154		462		168,189		139	45	40,926	95	27,774	7	397	71	5,221	152	563
4 cows	207	1,146	828	6,304	305,394	2,500,364	198	67	82,895	129	51,804	7	1,108	96	7,410	204	968
5 to 9 cows	781		5,201		1,830,029		770	314	665,106	470	289,899	25	3,980	357	31,579	774	5,698
10 to 14 cows	246	354	2,746	4,379	1,033,226	1,850,378	245	116	450,075	138	144,909	7	1,096	105	11,182	242	2,847
15 to 19 cows	52		853		393,583		52	35	263,158	21	34,021	2	900	13	2,691	52	883
20 to 29 cows	38	42	828	939	405,476	461,036	38	30	298,299	10	20,785	1	284	8	1,555	37	869
30 cows and over	7	9	256	336	180,738	212,144	7	7	174,573	1	2,400	———	———	———	———	7	264
Brown																	
Total	1,841	2,000	9,977	9,628	5,420,832	4,704,061	1,611	312	958,323	1,341	1,207,895	23	3,823	643	58,876	1,820	10,669
None	xxx	xxx	xxx	xxx	xxx	xxx	xxx	xxx	xxx	xxx	xxx	xxx	xxx	xxx	xxx	40	110
1 cow	168	513	168	834	84,784	407,219	35	2	326	29	3,294	6	281	89	6,587	146	273
2 cows	208		416		204,906		140	27	22,996	110	26,314	4	712	100	8,680	196	521
3 cows	219		657		339,328		198	35	57,612	168	67,817	2	127	71	6,040	210	719
4 cows	258	1,329	1,032	6,697	533,732	3,262,214	256	45	61,343	219	125,861	1	156	93	8,279	252	1,066
5 to 9 cows	788		5,118		2,769,330		784	147	440,393	659	661,670	10	2,547	239	22,720	778	5,366
10 to 14 cows	154	143	1,741	1,682	987,394	843,230	153	37	207,516	123	231,616	———	———	46	6,243	153	1,769
15 to 19 cows	33		539		294,395		33	11	82,207	24	60,911	———	———	4	227	32	525
20 cows and over	13	15	308	415	206,963	191,398	12	8	105,930	9	30,412	———	———	1	100	13	300
Butler																	
Total	2,177	2,336	10,913	11,717	4,839,825	5,042,962	1,666	274	1,055,441	1,443	794,795	66	15,631	1,485	145,443	2,142	11,520
None	xxx	xxx	xxx	xxx	xxx	xxx	xxx	xxx	xxx	xxx	xxx	xxx	xxx	xxx	xxx	45	173
1 cow	322	755	322	1,155	159,782	534,867	66	8	1,885	53	4,472	7	531	206	14,197	292	473
2 cows	389		778		344,686		226	27	12,413	204	41,439	10	1,135	277	23,473	376	875
3 cows	253		759		320,628		208	18	11,261	190	51,498	8	733	181	16,351	246	859
4 cows	245	1,320	980	6,815	398,087	2,828,738	216	18	17,949	199	75,815	9	1,552	193	18,036	240	1,055
5 to 9 cows	739		4,752		1,996,095		721	104	262,988	642	410,301	27	9,470	509	58,267	717	4,761
10 to 14 cows	155	224	1,736	2,725	786,070	1,121,829	155	46	213,319	115	140,094	3	1,840	90	12,044	153	1,725
15 to 19 cows	42		678		318,550		42	23	176,259	22	35,187	———	———	17	1,724	41	681
20 to 29 cows	21	25	484	572	294,693	309,784	21	19	198,212	12	23,932	1	260	7	906	21	495
30 cows and over	11	12	424	450	221,234	247,744	11	11	161,155	6	12,059	1	110	3	445	11	443
Chase																	
Total	632	719	2,635	3,044	1,041,253	1,339,534	459	57	106,487	416	179,123	18	2,030	463	49,045	638	2,664
None	xxx	xxx	xxx	xxx	xxx	xxx	xxx	xxx	xxx	xxx	xxx	xxx	xxx	xxx	xxx	20	74
1 cow	110	254	110	402	54,058	185,533	23	3	394	15	763	5	227	73	5,735	106	137
2 cows	115		230		95,672		68	11	5,643	58	9,585	3	102	79	8,030	113	243
3 cows	87		261		98,332		67	10	7,758	59	15,949	3	115	61	5,648	84	271
4 cows	96	415	384	1,968	162,406	861,366	83	4	1,640	82	31,638	———	———	82	9,278	96	388
5 to 9 cows	193		1,211		450,025		187	19	24,037	176	96,379	7	1,586	146	17,482	189	1,158
10 to 14 cows	24	44	267	518	92,860	221,435	24	4	9,400	22	20,524	———	———	18	2,566	24	239
15 to 19 cows	2		34		11,800		2	2	6,700	1	200	———	———	2	150	1	13
20 cows and over	5	6	138	156	76,100	71,200	5	4	50,915	3	4,085	———	———	2	154	5	141
Chautauqua																	
Total	1,019	1,075	5,552	5,565	2,276,919	2,113,946	794	89	190,003	715	467,542	20	3,357	685	60,916	993	5,828
None	xxx	xxx	xxx	xxx	xxx	xxx	xxx	xxx	xxx	xxx	xxx	xxx	xxx	xxx	xxx	15	41
1 cow	124	301	124	473	55,113	178,375	25	6	1,283	18	1,741	1	12	73	4,896	114	168
2 cows	144		288		118,354		69	7	2,708	62	15,130	3	207	101	7,580	139	375
3 cows	101		303		114,324		74	3	2,250	70	21,455	3	308	71	6,539	96	377
4 cows	114	626	456	3,212	185,637	1,175,225	104	13	11,300	93	33,448	2	265	69	5,023	107	489
5 to 9 cows	402		2,649		1,039,026		389	44	78,680	348	217,052	10	2,515	276	25,180	393	2,717
10 to 14 cows	100	139	1,098	1,668	458,679	671,846	99	6	13,496	94	110,532	1	50	73	6,834	97	1,086
15 to 19 cows	25		402		180,571		25	6	30,656	21	42,124	———	———	18	4,159	25	399
20 to 29 cows	6	7	130	144	54,440	70,000	6	2	17,950	4	12,917	———	———	2	470	4	80
30 to 49 cows	3	2	104	68	72,775	23,500	3	2	31,680	3	13,165	———	———	2	235	3	98

TABLE 19.—COWS MILKED AND MILK PRODUCED, 1939 AND 1929; DAIRY PRODUCTS SOLD AND BUTTER CHURNED, 1939; AND COWS KEPT FOR MILK APR. 1, 1940; BY NUMBER OF COWS MILKED, BY COUNTIES—Continued

(For explanation and definitions, see text)

STATE OR COUNTY AND NUMBER OF COWS MILKED	COWS MILKED				MILK PRODUCED (GALLONS)		DAIRY PRODUCTS SOLD, 1939						BUTTER CHURNED ON FARMS, 1939		COWS KEPT MAINLY FOR MILK PRODUCTION, APR. 1, 1940	
	Farms reporting		Number				Farms reporting	Whole milk sold		Cream sold		Butter sold				
	1939	1929	1939	1929	1939	1929		Farms reporting	Gallons	Farms reporting	Pounds of butterfat	Farms reporting	Pounds	Farms reporting	Pounds	Farms reporting	Number
KANSAS—Contd.																
Cherokee																
Total	2,041	1,888	9,338	8,070	3,168,216	3,329,346	1,612	352	620,007	1,199	497,292	197	49,056	1,253	141,359	1,967	10,223
None	xxx	xxx	xxx	xxx	xxx	xxx	xxx	xxx	xxx	xxx	xxx	xxx	xxx	xxx	xxx	42	91
1 cow	370	676	370	1,016	136,200	436,373	105	23	3,597	56	4,620	46	3,173	251	16,991	312	435
2 cows	314		628		205,009		204	31	11,432	160	23,603	29	3,745	198	17,458	293	766
3 cows	229		687		222,900		200	38	25,597	156	38,445	24	3,969	137	13,974	216	816
4 cows	253	1,088	1,012	5,422	339,049	2,163,398	240	39	35,261	192	59,826	24	6,023	164	17,926	246	1,120
5 to 9 cows	704		4,478		1,463,664		692	151	243,303	530	263,454	59	24,197	419	57,279	688	4,740
10 to 14 cows	135	112	1,508	1,359	517,419	580,260	135	51	156,905	84	73,520	12	6,699	85	14,444	134	1,552
15 to 19 cows	27		439		180,095		27	15	74,034	16	24,174	2	1,230	13	2,808	27	467
20 cows and over	9	12	216	273	103,860	149,315	9	4	69,880	5	9,650	1	20	6	499	9	236
Cheyenne																	
Total	809	910	5,306	4,227	2,513,786	1,834,277	724	25	40,281	706	596,874	23	2,416	728	77,226	802	5,594
None	xxx	xxx	xxx	xxx	xxx	xxx	xxx	xxx	xxx	xxx	xxx	xxx	xxx	xxx	xxx	12	48
1 cow	44	269	44	418	20,662	197,633	7	2	241	5	365	1	119	31	2,455	41	66
2 cows	75		150		69,700		47	2	380	44	8,128	2	130	59	5,757	73	177
3 cows	69		207		98,293		60	1	1,040	57	16,592	2	250	59	6,335	63	222
4 cows	74	563	296	2,829	128,212	1,245,816	66	2	3,100	64	24,450	2	248	68	6,924	73	332
5 to 9 cows	384		2,564		1,259,788		381	12	18,045	373	312,314	10	800	357	37,344	377	2,659
10 to 14 cows	133	74	1,507	890	702,798	352,318	133	5	14,875	133	174,524	5	844	127	15,175	133	1,586
15 to 19 cows	22		368		170,941		22	1	2,800	22	45,411	1	25	19	2,159	22	355
20 to 29 cows	8	4	170	90	63,392	38,510	8	———	———	8	15,090	———	———	8	1,077	8	149
Clark																	
Total	433	453	1,835	2,265	764,205	962,974	306	26	39,054	289	147,472	10	800	374	35,043	415	1,942
None	xxx	xxx	xxx	xxx	xxx	xxx	xxx	xxx	xxx	xxx	xxx	xxx	xxx	xxx	xxx	6	27
1 cow	85	132	85	209	40,051	87,543	16	3	266	13	1,537	2	102	60	4,500	73	119
2 cows	87		174		64,683		49	4	1,339	43	6,079	3	201	76	6,288	81	190
3 cows	45		135		46,245		33	2	600	31	7,107	1	104	41	3,734	43	137
4 cows	49	262	196	1,323	73,223	561,266	45	5	3,037	44	15,020	1	125	43	4,190	47	175
5 to 9 cows	134		850		353,128		130	8	17,262	127	76,902	2	68	123	12,268	132	877
10 to 14 cows	27	59	293	733	136,780	314,165	27	4	16,550	25	29,808	1	200	25	3,441	27	309
15 cows and over	6		102		50,095		6	———	———	6	11,019	———	———	6	622	6	108
Clay																	
Total	1,594	1,697	7,888	8,062	3,322,317	3,670,423	1,417	74	216,410	1,369	727,333	36	4,666	1,256	124,487	1,562	7,965
None	xxx	xxx	xxx	xxx	xxx	xxx	xxx	xxx	xxx	xxx	xxx	xxx	xxx	xxx	xxx	16	26
1 cow	156	460	156	755	79,394	339,125	51	3	610	45	4,719	3	185	100	7,840	138	200
2 cows	245		490		227,140		190	7	3,126	184	35,409	5	407	183	15,581	230	564
3 cows	198		594		266,132		189	8	9,004	183	51,800	3	216	157	12,875	197	669
4 cows	209	1,106	836	5,612	351,986	2,511,357	203	11	14,390	193	77,171	5	1,179	164	16,428	204	856
5 to 9 cows	665		4,262		1,729,519		663	26	33,362	650	426,244	16	2,145	551	58,126	656	4,068
10 to 14 cows	98	122	1,077	1,443	400,323	671,081	98	9	29,533	92	96,668	3	414	83	10,984	98	1,072
15 to 19 cows	13		204		88,913		13	3	16,475	12	16,556	1	120	10	1,512	13	208
20 to 29 cows	6	5	129	107	61,135	65,800	6	4	21,000	6	12,110	———	———	6	962	6	130
30 to 49 cows	4	3	140	95	117,775	47,060	4	3	88,910	4	6,656	———	———	2	179	4	172
50 to 74 cows	———	1	———	50	———	36,000	———	———	———	———	———	———	———	———	———	———	———
Cloud																	
Total	1,630	1,853	8,084	9,262	3,421,745	4,413,091	1,376	167	355,481	1,236	639,984	53	8,225	1,252	134,315	1,610	8,748
None	xxx	xxx	xxx	xxx	xxx	xxx	xxx	xxx	xxx	xxx	xxx	xxx	xxx	xxx	xxx	24	68
1 cow	165	486	165	770	77,420	350,690	32	2	150	32	3,241	———	———	101	8,017	145	209
2 cows	202		404		188,272		127	8	2,971	114	24,289	13	1,180	155	15,973	195	488
3 cows	211		633		281,783		190	7	4,445	183	52,657	8	1,195	167	16,906	207	693
4 cows	230	1,186	920	6,166	406,056	2,939,246	220	24	26,195	197	80,868	11	1,915	188	20,143	225	1,012
5 to 9 cows	694		4,422		1,813,979		680	89	175,343	606	368,466	21	3,935	544	61,045	686	4,629
10 to 14 cows	107	169	1,186	2,053	483,015	970,255	106	27	92,177	88	86,997	———	———	80	9,777	107	1,283
15 to 19 cows	17		273		127,570		17	8	46,700	12	17,716	———	———	13	1,754	17	293
20 to 29 cows	4	12	81	273	43,650	152,900	4	2	7,500	4	5,750	———	———	4	700	4	73
Coffey																	
Total	1,737	1,950	7,734	8,071	3,300,154	3,333,832	1,462	226	444,783	1,271	678,185	35	6,608	1,277	114,812	1,716	8,243
None	xxx	xxx	xxx	xxx	xxx	xxx	xxx	xxx	xxx	xxx	xxx	xxx	xxx	xxx	xxx	36	88
1 cow	267	704	267	1,099	130,409	445,198	100	16	3,655	80	7,152	5	375	167	11,776	248	416
2 cows	275		550		225,078		211	24	13,180	188	34,463	3	460	204	15,198	259	627
3 cows	225		675		280,122		204	22	23,075	185	58,530	6	735	166	14,726	220	771
4 cows	249	1,133	996	5,564	431,826	2,252,663	238	30	37,800	215	95,476	5	952	193	16,920	241	1,078
5 to 9 cows	608		3,838		1,622,306		598	102	205,734	515	369,001	14	3,707	463	45,526	600	3,951
10 to 14 cows	87	106	932	1,254	361,909	518,970	85	20	58,682	71	80,533	2	379	66	8,277	86	919
15 to 19 cows	21		344		182,786		21	8	53,717	16	30,470	———	———	17	2,337	21	318
20 cows and over	5	7	132	154	65,720	117,000	5	4	53,940	1	2,580	———	———	1	52	5	95
Comanche																	
Total	462	449	2,391	2,577	1,130,361	1,138,309	356	17	67,560	342	271,965	13	1,236	375	36,507	454	2,721
None	xxx	xxx	xxx	xxx	xxx	xxx	xxx	xxx	xxx	xxx	xxx	xxx	xxx	xxx	xxx	9	28
1 cow	71	94	71	153	33,315	66,999	12	1	30	7	608	4	281	46	3,183	63	137
2 cows	52		104		46,555		26	2	1,365	24	7,968	———	———	42	4,445	49	114
3 cows	53		159		73,551		44	2	1,475	42	13,925	2	20	47	4,553	53	186
4 cows	62	286	248	1,507	106,629	649,750	52	1	91	52	25,406	2	85	52	5,160	59	293
5 to 9 cows	171		1,115		533,280		169	3	4,311	167	142,949	4	350	145	13,639	168	1,225
10 to 14 cows	42	63	489	766	209,394	339,660	42	3	13,160	40	60,092	1	500	35	4,345	42	472
15 to 19 cows	6		94		63,537		6	2	9,928	6	14,871	———	———	4	862	6	103
20 cows and over	5	6	131	151	64,100	81,900	5	3	37,200	4	6,146	———	———	4	320	5	163

TABLE 19.—COWS MILKED AND MILK PRODUCED, 1939 AND 1929; DAIRY PRODUCTS SOLD AND BUTTER CHURNED, 1939; AND COWS KEPT FOR MILK APR. 1, 1940; BY NUMBER OF COWS MILKED, BY COUNTIES—Continued

(For explanation and definitions, see text)

STATE OR COUNTY AND NUMBER OF COWS MILKED	COWS MILKED				MILK PRODUCED (GALLONS)		DAIRY PRODUCTS SOLD, 1939							BUTTER CHURNED ON FARMS, 1939		COWS KEPT MAINLY FOR MILK PRODUCTION, APR. 1, 1940	
	Farms reporting		Number					Whole milk sold		Cream sold		Butter sold					
	1939	1929	1939	1929	1939	1929	Farms reporting	Farms reporting	Gallons	Farms reporting	Pounds of butterfat	Farms reporting	Pounds	Farms reporting	Pounds	Farms reporting	Number
KANSAS—Contd.																	
Cowley																	
Total	2,179	2,424	11,859	11,702	5,618,695	5,452,287	1,795	404	1,398,095	1,400	973,789	78	19,053	1,180	121,738	2,175	12,261
None	xxx	xxx	xxx	xxx	xxx	xxx	xxx	xxx	xxx	xxx	xxx	xxx	xxx	xxx	xxx	50	132
1 cow	296	822	296	1,207	130,900	571,984	71	13	3,644	48	4,612	15	1,354	141	11,561	274	405
2 cows	274		548		234,751		170	34	23,584	134	29,449	9	1,464	154	13,437	263	639
3 cows	248		744		340,046		214	44	37,722	168	58,605	13	2,112	135	13,367	241	862
4 cows	255	1,355	1,020	7,086	500,645	3,240,597	245	44	45,305	205	107,979	8	2,183	137	13,482	253	1,090
5 to 9 cows	848		5,460		2,475,016		835	161	348,799	689	528,072	27	8,466	487	53,439	841	5,510
10 to 14 cows	181	214	2,064	2,602	980,755	1,246,731	181	60	272,349	125	173,657	5	3,342	96	12,236	178	1,961
15 to 19 cows	38		613		315,172		38	18	121,411	21	45,903	—	—	21	2,618	37	544
20 to 29 cows	31	30	684	670	353,375	289,120	31	23	262,815	9	19,512	1	132	8	1,498	30	678
30 cows and over	8	3	430	137	308,053	103,855	8	7	282,466	1	6,000	—	—	1	100	8	420
Crawford																	
Total	2,116	2,289	9,215	9,799	3,450,617	3,854,290	1,560	377	890,793	1,212	550,467	70	12,950	1,397	124,070	2,074	10,114
None	xxx	xxx	xxx	xxx	xxx	xxx	xxx	xxx	xxx	xxx	xxx	xxx	xxx	xxx	xxx	50	120
1 cow	454	871	454	1,275	186,439	516,521	100	18	2,909	71	7,192	14	911	320	22,054	409	558
2 cows	355		710		257,190		217	37	13,675	176	30,803	16	2,281	246	21,438	336	808
3 cows	237		711		259,961		208	45	31,449	186	45,099	11	1,618	152	13,041	231	774
4 cows	255	1,250	1,020	6,286	366,885	2,396,537	236	47	51,651	192	70,428	8	1,497	167	15,161	246	1,115
5 to 9 cows	865		4,209		1,519,581		649	154	286,116	519	300,502	16	3,763	431	40,937	656	4,614
10 to 14 cows	101	151	1,106	1,850	383,997	706,009	101	36	128,017	72	69,513	2	380	61	6,760	98	1,103
15 to 19 cows	30		487		223,985		30	26	180,630	9	10,914	1	100	9	773	29	505
20 to 29 cows	15	17	356	388	188,964	235,223	15	11	136,388	5	10,486	2	2,400	9	3,598	15	377
30 to 49 cows	4	—	162	—	83,615	—	4	3	59,758	2	5,532	—	—	2	308	4	140
Decatur																	
Total	950	1,176	4,935	6,080	1,840,477	2,489,806	785	48	49,525	747	380,449	13	2,672	819	75,743	926	4,941
None	xxx	xxx	xxx	xxx	xxx	xxx	xxx	xxx	xxx	xxx	xxx	xxx	xxx	xxx	xxx	8	31
1 cow	105	272	105	431	41,019	190,989	20	4	520	16	1,386	1	20	65	4,376	93	154
2 cows	114		228		88,454		60	5	1,300	55	7,781	—	—	96	6,828	111	275
3 cows	105		315		117,837		87	8	4,525	81	17,669	1	30	94	7,283	101	317
4 cows	136	793	544	4,326	203,045	1,784,994	130	7	3,390	123	41,485	3	535	117	10,612	131	560
5 to 9 cows	394		2,583		977,620		392	14	19,847	379	209,467	8	2,087	363	37,189	389	2,543
10 to 14 cows	82	110	903	1,302	311,787	507,823	82	8	8,743	80	80,847	—	—	71	7,717	79	838
15 to 19 cows	10		167		64,645		10	1	10,000	9	11,749	—	—	9	1,128	10	143
20 to 29 cows	4	1	90	21	36,070	6,000	4	1	1,200	4	10,065	—	—	4	610	4	80
Dickinson																	
Total	1,996	2,219	9,723	10,672	4,454,866	5,283,758	1,709	289	662,306	1,503	906,280	38	4,674	1,115	97,886	1,936	9,745
None	xxx	xxx	xxx	xxx	xxx	xxx	xxx	xxx	xxx	xxx	xxx	xxx	xxx	xxx	xxx	13	46
1 cow	252	683	252	1,036	123,497	522,351	72	7	1,258	62	8,901	6	244	146	9,052	219	288
2 cows	282		564		238,656		203	26	13,351	179	34,990	5	451	193	16,110	275	639
3 cows	251		753		340,587		234	23	22,900	220	68,849	3	531	165	13,254	242	758
4 cows	284	1,333	1,136	7,005	524,678	3,351,227	277	52	61,169	243	106,971	2	190	138	11,904	276	1,116
5 to 9 cows	752		4,771		2,140,052		748	127	273,002	660	481,070	15	2,172	390	37,418	738	4,698
10 to 14 cows	135	190	1,486	2,253	681,279	1,206,442	135	38	139,087	109	138,537	6	906	62	8,130	134	1,436
15 to 19 cows	30		477		239,281		30	11	60,277	25	46,280	1	200	18	1,622	30	518
20 to 29 cows	7	8	164	172	94,236	67,302	7	3	40,262	4	16,775	—	—	2	266	6	144
30 cows and over	3	5	120	206	72,600	136,436	3	2	51,000	1	3,927	—	—	1	150	3	102
Doniphan																	
Total	1,341	1,391	4,675	5,147	2,036,987	2,353,515	954	125	150,316	842	375,976	41	11,390	791	76,730	1,319	4,777
None	xxx	xxx	xxx	xxx	xxx	xxx	xxx	xxx	xxx	xxx	xxx	xxx	xxx	xxx	xxx	39	98
1 cow	327	620	327	980	144,096	454,808	103	18	1,915	79	5,925	9	549	190	11,759	291	389
2 cows	305		610		256,317		190	20	7,237	173	27,738	8	305	197	15,628	293	631
3 cows	195		585		235,798		167	18	8,049	152	41,459	4	340	114	10,250	193	606
4 cows	147	715	588	3,445	245,023	1,530,116	134	16	14,389	117	45,557	6	2,056	86	10,955	145	605
5 to 9 cows	312		1,914		846,914		306	42	64,912	272	184,240	11	6,180	173	22,314	303	1,828
10 to 14 cows	46	56	503	722	209,924	368,591	45	5	9,934	43	54,396	3	1,960	28	5,259	46	470
15 cows and over	9		148		98,915		9	4	43,880	6	16,701	—	—	3	585	9	150
Douglas																	
Total	1,546	1,659	9,021	9,777	4,416,705	4,630,775	1,248	568	2,485,098	695	383,619	41	8,425	599	60,739	1,521	9,657
None	xxx	xxx	xxx	xxx	xxx	xxx	xxx	xxx	xxx	xxx	xxx	xxx	xxx	xxx	xxx	20	44
1 cow	242	485	242	749	112,468	386,048	56	12	2,785	39	3,813	8	866	150	11,709	214	270
2 cows	260		520		211,502		177	48	27,333	128	22,193	10	1,652	139	13,241	256	578
3 cows	143		429		185,718		130	37	34,343	93	30,943	4	1,120	66	6,877	135	457
4 cows	151	893	604	4,793	263,089	2,221,286	145	54	84,655	87	32,254	5	562	53	5,466	148	650
5 to 9 cows	503		3,265		1,415,325		493	224	576,476	285	203,060	9	2,015	161	16,347	501	3,510
10 to 14 cows	142	235	1,657	2,900	818,158	1,338,326	142	99	527,803	47	62,769	3	1,950	20	5,297	142	1,786
15 to 19 cows	50		818		505,800		50	45	430,130	7	8,437	—	—	2	112	50	871
20 to 29 cows	39	31	911	704	529,440	379,015	39	33	450,822	7	19,450	—	—	4	1,195	39	858
30 cows and over	16	15	597	651	377,205	306,100	16	16	350,771	2	700	2	260	4	495	16	633
Edwards																	
Total	625	687	2,547	3,175	1,198,053	1,531,809	460	49	75,074	420	220,264	26	3,376	524	50,005	587	2,402
None	xxx	xxx	xxx	xxx	xxx	xxx	xxx	xxx	xxx	xxx	xxx	xxx	xxx	xxx	xxx	8	13
1 cow	112	206	112	317	60,786	155,364	29	7	1,145	17	2,298	7	499	79	5,565	100	128
2 cows	110		220		97,200		63	7	4,770	56	11,773	7	584	91	8,463	98	222
3 cows	93		279		124,122		73	2	4,061	71	24,187	1	100	80	7,145	85	273
4 cows	85	429	332	2,116	162,027	984,135	69	6	4,567	68	28,414	5	717	75	7,132	79	309
5 to 9 cows	199		1,247		588,423		198	21	38,151	183	119,801	6	1,476	173	18,928	189	1,142
10 to 14 cows	23	47	288	582	125,095	278,260	23	4	5,005	22	29,984	—	—	23	2,424	23	251
15 to 19 cows	5		89		40,400		5	2	17,575	5	5,807	—	—	3	350	5	64
20 to 29 cows	—	3	—	62	—	34,050	—	—	—	—	—	—	—	—	—	—	—
30 to 49 cows	—	1	—	38	—	36,000	—	—	—	—	—	—	—	—	—	—	—
50 to 74 cows	—	1	—	60	—	44,000	—	—	—	—	—	—	—	—	—	—	—

TABLE 19.—COWS MILKED AND MILK PRODUCED, 1939 AND 1929; DAIRY PRODUCTS SOLD AND BUTTER CHURNED, 1939; AND COWS KEPT FOR MILK APR. 1, 1940; BY NUMBER OF COWS MILKED, BY COUNTIES—Continued

(For explanation and definitions, see text)

STATE OR COUNTY AND NUMBER OF COWS MILKED	COWS MILKED				MILK PRODUCED (GALLONS)		DAIRY PRODUCTS SOLD, 1939							BUTTER CHURNED ON FARMS, 1939		COWS KEPT MAINLY FOR MILK PRODUCTION, APR. 1, 1940	
	Farms reporting		Number					Whole milk sold		Cream sold		Butter sold					
	1939	1929	1939	1929	1939	1929	Farms reporting	Farms reporting	Gallons	Farms reporting	Pounds of butterfat	Farms reporting	Pounds	Farms reporting	Pounds	Farms reporting	Number
KANSAS—Contd.																	
Elk																	
Total	1,062	1,153	5,838	5,563	2,354,973	2,257,850	931	172	353,994	798	474,746	21	3,151	728	55,037	1,056	6,568
None	xxx	xxx	xxx	xxx	xxx	xxx	xxx	xxx	xxx	xxx	xxx	xxx	xxx	xxx	xxx	21	51
1 cow	101	360	101	549	41,994	242,300	28	2	321	26	2,470	2	72	67	3,489	90	190
2 cows	129		258		113,068		93	15	8,629	80	13,626	2	150	81	5,412	124	360
3 cows	112		336		130,965		104	8	4,408	99	27,959	3	390	70	5,550	108	373
4 cows	130	662	520	3,558	209,650	1,404,014	123	15	17,969	111	45,108	2	112	86	8,078	129	583
5 to 9 cows	462		2,999		1,166,645		455	99	174,845	376	248,855	10	2,222	332	25,590	458	3,248
10 to 14 cows	99	104	1,082	1,265	432,203	554,466	99	17	52,107	84	101,568	2	205	72	6,915	98	1,180
15 to 19 cows	17		272		140,075		17	6	28,280	15	28,160	----	----	11	1,560	17	306
20 cows and over	12	7	270	191	120,375	57,070	12	10	67,434	7	9,000	----	----	9	643	11	277
Ellis																	
Total	1,053	1,172	6,208	6,954	2,384,588	2,758,573	924	64	298,692	877	476,561	23	6,715	678	52,241	1,054	7,026
None	xxx	xxx	xxx	xxx	xxx	xxx	xxx	xxx	xxx	xxx	xxx	xxx	xxx	xxx	xxx	14	36
1 cow	76	197	76	302	27,977	109,540	16	2	280	14	1,256	----	----	25	1,377	71	124
2 cows	108		216		72,861		67	4	1,215	62	9,996	4	262	50	2,738	106	269
3 cows	121		363		136,236		103	2	2,200	100	24,406	3	190	69	3,903	119	452
4 cows	154	818	536	4,512	190,783	1,669,046	129	4	2,550	127	39,468	2	105	82	5,431	134	637
5 to 9 cows	473		3,080		1,092,812		468	25	51,902	447	249,662	9	2,640	351	26,953	469	3,468
10 to 14 cows	107	145	1,186	1,781	452,299	757,740	107	11	35,880	100	100,173	5	3,518	79	8,906	107	1,258
15 to 19 cows	21		335		150,240		21	4	30,600	19	29,482	----	----	16	1,979	21	331
20 to 29 cows	7	10	159	227	71,525	137,247	7	7	57,200	4	4,408	----	----	4	379	7	160
30 cows and over	6	2	257	132	189,855	85,000	6	5	114,865	4	17,710	----	----	2	575	6	291
Ellsworth																	
Total	992	1,026	5,276	5,739	2,244,846	2,412,687	869	49	90,995	854	488,444	46	6,977	843	78,572	975	5,235
None	xxx	xxx	xxx	xxx	xxx	xxx	xxx	xxx	xxx	xxx	xxx	xxx	xxx	xxx	xxx	11	40
1 cow	92	208	92	334	42,371	138,574	18	2	192	12	1,328	4	200	60	4,024	84	120
2 cows	112		224		89,015		85	7	2,010	75	12,474	9	747	85	7,084	107	238
3 cows	91		273		116,894		80	2	1,824	78	20,669	2	37	75	5,798	89	265
4 cows	137	684	548	3,656	233,333	1,539,084	134	3	1,874	151	52,981	7	702	123	11,646	135	570
5 to 9 cows	449		2,830		1,197,634		443	20	26,605	432	280,340	17	4,071	399	38,300	439	2,759
10 to 14 cows	97	134	1,059	1,749	435,644	735,029	95	10	22,770	93	95,125	5	1,114	87	10,216	96	989
15 cows and over	14		250		129,955		14	5	35,720	13	25,577	2	106	14	1,504	14	254
Finney																	
Total	553	699	2,206	3,481	1,047,774	1,598,029	373	71	228,445	312	140,753	14	1,959	425	37,256	537	2,272
None	xxx	xxx	xxx	xxx	xxx	xxx	xxx	xxx	xxx	xxx	xxx	xxx	xxx	xxx	xxx	8	15
1 cow	142	245	142	347	65,032	157,238	29	10	2,080	18	2,252	1	25	88	5,774	130	155
2 cows	109		218		93,063		61	11	2,484	50	9,888	5	662	88	7,857	103	246
3 cows	71		213		92,647		59	6	4,792	54	13,514	3	352	58	4,442	69	219
4 cows	67	372	268	1,984	105,239	924,400	62	1	1,095	60	17,732	3	620	61	5,579	65	269
5 to 9 cows	121		777		361,680		119	20	46,362	103	62,659	2	300	98	10,521	121	799
10 to 14 cows	29	82	345	1,150	181,153	516,391	29	11	57,307	22	25,248	----	----	24	2,356	27	334
15 cows and over	14		243		148,980		14	12	114,325	5	9,460	----	----	8	727	14	235
Ford																	
Total	981	1,113	4,240	5,593	1,808,374	2,506,907	704	147	502,126	592	240,711	17	4,159	647	58,985	942	4,225
None	xxx	xxx	xxx	xxx	xxx	xxx	xxx	xxx	xxx	xxx	xxx	xxx	xxx	xxx	xxx	18	31
1 cow	175	325	175	498	82,541	219,104	29	9	1,966	18	2,003	6	714	87	6,791	152	192
2 cows	185		370		139,095		97	12	4,209	88	15,405	3	247	131	10,850	170	391
3 cows	140		420		167,607		118	15	8,093	108	27,705	1	256	110	8,804	134	428
4 cows	121	666	484	3,429	194,724	1,491,252	115	18	19,234	105	38,534	4	664	82	7,296	117	503
5 to 9 cows	294		1,849		755,245		279	49	122,462	244	129,720	3	2,278	211	22,482	287	1,786
10 to 14 cows	43	104	485	1,253	206,085	512,304	43	26	119,565	22	16,584	----	----	21	1,652	41	489
15 to 19 cows	16		257		125,720		16	12	96,655	6	8,260	----	----	3	885	16	258
20 cows and over	7	18	200	433	137,377	284,247	7	6	129,942	1	2,500	----	----	2	225	7	167
Franklin																	
Total	1,831	2,094	9,722	11,284	4,500,931	5,019,061	1,565	732	1,998,801	851	541,070	40	6,412	706	69,855	1,817	10,534
None	xxx	xxx	xxx	xxx	xxx	xxx	xxx	xxx	xxx	xxx	xxx	xxx	xxx	xxx	xxx	42	177
1 cow	228	573	228	856	108,219	370,461	76	22	7,438	46	4,928	13	992	115	8,615	209	346
2 cows	240		480		216,381		166	71	57,493	96	18,873	8	964	117	11,371	225	619
3 cows	215		645		305,016		194	89	105,999	105	35,414	5	508	82	8,549	207	773
4 cows	232	1,242	928	6,612	424,958	2,841,209	224	95	146,057	130	63,240	3	254	80	7,972	229	1,005
5 to 9 cows	724		4,699		2,059,886		712	339	851,452	389	283,280	9	3,490	258	27,990	716	4,842
10 to 14 cows	128	243	1,428	2,946	684,015	1,312,554	127	69	309,681	63	91,171	2	204	40	5,270	127	1,429
15 to 19 cows	37		601		259,894		37	24	149,291	15	22,428	----	----	9	1,183	35	583
20 to 29 cows	20	30	457	654	276,188	399,707	20	16	208,340	6	21,436	----	----	4	605	20	490
30 cows and over	7	6	256	216	188,374	95,130	7	7	163,050	1	300	----	----	1	100	7	270
Geary																	
Total	581	651	3,248	3,199	1,367,564	1,421,114	479	126	456,134	375	218,474	10	2,505	380	38,044	573	3,535
None	xxx	xxx	xxx	xxx	xxx	xxx	xxx	xxx	xxx	xxx	xxx	xxx	xxx	xxx	xxx	8	15
1 cow	63	204	63	318	24,989	129,867	14	3	560	10	920	1	80	39	2,597	60	94
2 cows	99		198		74,239		61	8	3,272	51	10,285	5	915	70	5,801	96	211
3 cows	74		222		80,491		70	13	11,460	57	13,125	1	104	44	4,325	71	234
4 cows	61	376	244	1,847	95,564	814,362	58	9	9,303	52	20,999	1	156	47	5,322	59	286
5 to 9 cows	201		1,330		520,759		194	54	130,468	151	100,308	1	350	125	12,927	196	1,361
10 to 14 cows	54	59	598	705	222,710	314,046	53	18	74,851	39	36,493	----	----	38	4,782	54	673
15 to 19 cows	17		267		157,217		17	10	83,930	9	23,728	----	----	10	1,018	17	287
20 to 29 cows	9	8	213	182	125,595	88,589	9	8	86,290	4	10,700	----	----	5	217	9	285
30 cows and over	3	4	113	147	66,000	74,250	3	3	56,000	2	1,936	1	900	2	1,055	3	109

TABLE 19.—COWS MILKED AND MILK PRODUCED, 1939 AND 1929; DAIRY PRODUCTS SOLD AND BUTTER CHURNED, 1939; AND COWS KEPT FOR MILK APR. 1, 1940; BY NUMBER OF COWS MILKED, BY COUNTIES—Continued

(For explanation and definitions, see text)

STATE OR COUNTY AND NUMBER OF COWS MILKED	COWS MILKED				MILK PRODUCED (GALLONS)		DAIRY PRODUCTS SOLD, 1939							BUTTER CHURNED ON FARMS, 1939		COWS KEPT MAINLY FOR MILK PRODUCTION, APR. 1, 1940	
	Farms reporting		Number					Whole milk sold		Cream sold		Butter sold					
	1939	1929	1939	1929	1939	1929	Farms reporting	Farms reporting	Gallons	Farms reporting	Pounds of butterfat	Farms reporting	Pounds	Farms reporting	Pounds	Farms reporting	Number
KANSAS—Contd.																	
Gove																	
Total	607	703	3,362	4,336	1,595,287	1,791,493	516	19	25,522	510	359,089	6	543	547	46,752	601	3,743
None	xxx	xxx	xxx	xxx	xxx	xxx	xxx	xxx	xxx	xxx	xxx	xxx	xxx	xxx	xxx	9	24
1 cow	49	152	49	235	26,420	97,568	13	———	———	13	1,596	———	———	35	2,141	41	66
2 cows	81		162		66,309		46	3	32	45	6,767	3	268	72	5,653	78	196
3 cows	67		201		89,754		57	2	180	55	14,959	———	———	59	5,276	65	237
4 cows	96	407	384	2,232	181,606	939,062	89	2	636	88	35,656	1	50	88	6,820	95	462
5 to 9 cows	234		1,499		724,713		231	9	5,704	230	175,430	2	225	217	18,843	233	1,722
10 to 14 cows	61	131	699	1,558	299,210	624,043	61	1	4,680	60	76,564	———	———	58	6,156	61	654
15 to 19 cows	15		250		123,275		15	1	230	15	25,810	———	———	14	1,431	15	247
20 cows and over	4	13	118	311	84,000	130,820	4	1	14,060	4	22,307	———	———	4	632	4	135
Graham																	
Total	805	1,104	3,702	5,895	1,205,569	2,247,959	633	11	17,511	622	248,006	14	3,299	647	54,606	783	3,948
None	xxx	xxx	xxx	xxx	xxx	xxx	xxx	xxx	xxx	xxx	xxx	xxx	xxx	xxx	xxx	7	17
1 cow	89	250	89	384	31,908	147,857	7	———	———	7	621	———	———	50	2,626	80	109
2 cows	136		272		89,225		79	3	350	77	9,978	2	164	100	6,126	128	346
3 cows	117		351		109,396		97	———	———	97	20,134	3	240	100	7,572	115	406
4 cows	103	725	412	3,919	125,263	1,498,595	96	2	410	92	27,553	4	1,359	84	7,997	101	459
5 to 9 cows	314		2,021		656,226		309	4	3,802	304	150,031	5	1,536	273	26,508	310	2,126
10 to 14 cows	39	126	420	1,514	129,726	564,177	38	1	949	38	30,313	———	———	35	3,117	36	386
15 to 19 cows	3		46		20,400		3	———	———	3	3,000	———	———	2	204	3	49
20 to 29 cows	4	2	91	45	43,425	22,000	4	1	12,000	4	6,376	———	———	3	456	3	50
30 to 49 cows	———	1	———	33	———	15,330	———	———	———	———	———	———	———	———	———	———	———
Grant																	
Total	198	288	658	1,167	314,066	519,619	113	5	14,983	109	63,868	1	30	174	16,883	195	729
None	xxx	xxx	xxx	xxx	xxx	xxx	xxx	xxx	xxx	xxx	xxx	xxx	xxx	xxx	xxx	5	14
1 cow	53	113	53	177	22,786	75,884	6	———	———	5	461	1	30	42	3,003	50	74
2 cows	50		100		46,401		18	3	362	16	3,012	———	———	43	4,085	49	124
3 cows	25		75		34,510		21	———	———	21	8,434	———	———	24	2,478	23	71
4 cows	21	159	84	800	39,425	363,415	19	———	———	19	9,136	———	———	20	1,931	21	81
5 to 9 cows	40		246		125,436		40	1	5,333	39	32,416	———	———	37	4,216	38	261
10 to 14 cows	9	16	100	190	45,508	80,320	9	1	9,288	9	10,409	———	———	8	1,170	9	104
15 to 19 cows	———		———		———		———	———	———	———	———	———	———	———	———	———	———
Gray																	
Total	550	676	2,141	3,074	893,385	1,246,051	423	18	17,823	412	185,323	7	460	432	31,909	503	1,899
None	xxx	xxx	xxx	xxx	xxx	xxx	xxx	xxx	xxx	xxx	xxx	xxx	xxx	xxx	xxx	5	22
1 cow	89	198	89	306	37,598	135,087	25	4	157	21	1,713	1	19	68	4,475	78	98
2 cows	108		216		82,150		62	2	450	59	9,624	2	107	79	4,723	95	208
3 cows	87		261		107,485		75	1	2,000	75	19,381	1	104	62	5,260	78	247
4 cows	83	430	332	2,214	129,878	915,829	80	1	25	80	30,261	———	———	75	5,296	74	281
5 to 9 cows	165		1,038		451,072		163	8	12,241	160	104,948	1	75	136	10,628	155	884
10 cows and over	18	48	205	554	85,202	195,155	18	2	2,950	17	19,396	2	155	14	1,527	18	159
Greeley																	
Total	148	189	680	1,031	232,065	478,702	106	15	21,003	93	42,430	6	359	122	11,739	143	727
None	xxx	xxx	xxx	xxx	xxx	xxx	xxx	xxx	xxx	xxx	xxx	xxx	xxx	xxx	xxx	1	6
1 cow	22	47	22	73	9,130	35,617	7	3	930	4	444	———	———	10	575	18	21
2 cows	27		54		15,190		10	4	1,133	6	755	2	105	22	1,663	26	59
3 cows	19		57		17,953		13	2	1,975	12	2,040	1	48	17	1,435	19	73
4 cows	19	113	76	607	19,870	311,466	15	1	1,500	14	3,460	———	———	14	1,482	19	83
5 to 9 cows	51		341		129,280		51	3	5,465	49	28,541	3	206	49	5,141	51	365
10 to 14 cows	7	29	74	351	26,970	131,619	7	1	7,000	6	4,490	———	———	7	822	7	82
15 cows and over	3		56		13,672		3	1	3,000	2	2,700	———	———	3	621	2	38
Greenwood																	
Total	1,475	1,646	5,803	7,040	2,426,287	2,982,219	1,034	160	252,259	895	408,605	42	6,083	1,128	95,605	1,478	6,527
None	xxx	xxx	xxx	xxx	xxx	xxx	xxx	xxx	xxx	xxx	xxx	xxx	xxx	xxx	xxx	58	243
1 cow	299	663	299	1,030	135,561	436,407	49	10	1,634	31	2,348	9	677	197	13,079	273	445
2 cows	281		562		226,921		152	22	10,947	129	23,859	7	597	208	15,276	273	725
3 cows	212		636		260,644		175	23	19,019	156	42,039	7	1,107	171	14,387	210	765
4 cows	185	849	732	4,157	287,943	1,733,725	172	26	26,602	152	52,303	5	785	150	13,557	177	774
5 to 9 cows	432		2,732		1,147,662		418	60	89,764	373	227,445	13	3,042	354	33,714	421	2,761
10 to 14 cows	56	117	613	1,432	242,556	627,080	56	11	26,025	49	53,171	1	75	43	4,825	54	607
15 to 19 cows	7		112		51,900		7	4	30,468	3	6,610	———	———	4	667	7	97
20 cows and over	5	17	117	421	73,100	185,007	5	4	47,800	2	930	———	———	1	100	5	110
Hamilton																	
Total	235	295	1,018	1,779	415,853	672,830	157	34	44,626	131	63,422	13	725	204	18,380	223	1,134
None	xxx	xxx	xxx	xxx	xxx	xxx	xxx	xxx	xxx	xxx	xxx	xxx	xxx	xxx	xxx	4	9
1 cow	46	97	46	139	21,324	50,425	9	3	499	3	102	5	107	29	1,435	41	74
2 cows	51		102		41,567		23	4	1,195	19	1,833	2	186	45	3,484	45	123
3 cows	22		66		29,135		15	5	2,675	11	2,934	1	35	19	2,744	21	82
4 cows	27	130	108	725	44,445	273,830	22	7	4,605	17	5,699	2	222	25	2,255	25	128
5 to 9 cows	67		423		169,367		66	10	20,182	60	30,772	3	175	64	6,213	65	448
10 to 14 cows	18	66	201	915	80,220	348,575	18	3	4,470	17	17,654	———	———	18	1,625	18	199
15 cows and over	4		72		29,775		4	2	11,000	4	4,428	———	———	4	624	4	71

TABLE 19.—COWS MILKED AND MILK PRODUCED, 1939 AND 1929; DAIRY PRODUCTS SOLD AND BUTTER CHURNED, 1939; AND COWS KEPT FOR MILK APR. 1, 1940; BY NUMBER OF COWS MILKED, BY COUNTIES—Continued

(For explanation and definitions, see text)

STATE OR COUNTY AND NUMBER OF COWS MILKED	COWS MILKED				MILK PRODUCED (GALLONS)		DAIRY PRODUCTS SOLD, 1939						BUTTER CHURNED ON FARMS, 1939		COWS KEPT MAINLY FOR MILK PRODUCTION, APR. 1, 1940	
	Farms reporting		Number					Whole milk sold		Cream sold		Butter sold				
	1939	1929	1939	1929	1939	1929	Farms reporting	Farms reporting	Gallons	Farms reporting	Pounds of butterfat	Farms reporting	Pounds	Farms reporting	Pounds	Farms reporting	Number
KANSAS—Contd.																	
Harper																	
Total	1,325	1,438	7,746	8,084	3,464,507	3,578,749	1,162	123	516,395	1,064	769,575	32	11,026	925	83,632	1,279	8,071
None	xxx	xxx	xxx	xxx	xxx	xxx	xxx	xxx	xxx	xxx	xxx	xxx	xxx	xxx	xxx	19	53
1 cow	130	316	130	506	59,155	232,151	36	6	1,080	27	3,149	5	552	60	4,268	108	181
2 cows	144		288		111,634		107	8	5,494	96	18,193	6	803	108	7,137	132	348
3 cows	140		420		170,153		122	9	6,136	114	32,628	4	578	100	7,680	132	448
4 cows	152	937	608	5,130	243,125	2,185,776	143	10	14,636	135	65,679	2	72	111	8,355	145	659
5 to 9 cows	583		3,859		1,682,548		578	52	109,797	545	434,456	9	3,464	427	38,765	570	4,045
10 to 14 cows	134	170	1,502	2,052	681,444	943,661	134	18	88,772	121	149,866	6	5,557	96	15,511	131	1,472
15 to 19 cows	22		358		170,944		22	7	55,068	17	37,553	-----	-----	15	1,262	22	332
20 to 29 cows	12	10	270	217	153,180	98,561	12	6	74,000	7	20,176	-----	-----	5	424	12	269
30 to 49 cows	5	4	161	129	94,799	74,800	5	4	82,877	1	2,400	-----	-----	2	225	5	181
50 to 74 cows	3	1	150	50	97,525	43,800	3	3	78,535	1	5,475	-----	-----	1	25	3	83
Harvey																	
Total	1,416	1,491	7,755	7,797	3,773,533	3,817,883	1,260	243	1,031,514	1,100	700,279	47	12,554	871	86,679	1,399	8,342
None	xxx	xxx	xxx	xxx	xxx	xxx	xxx	xxx	xxx	xxx	xxx	xxx	xxx	xxx	xxx	13	23
1 cow	149	381	149	595	65,692	273,534	45	10	2,703	35	3,728	2	72	92	5,614	139	191
2 cows	202		404		170,271		166	17	8,267	149	31,491	8	679	133	11,028	198	481
3 cows	174		522		224,654		165	14	11,741	154	54,939	7	938	116	9,336	169	582
4 cows	163	948	652	4,790	288,672	2,197,867	160	12	8,127	153	76,283	3	735	99	8,311	160	677
5 to 9 cows	562		3,562		1,560,792		558	100	161,504	509	379,118	20	4,486	364	37,241	556	3,805
10 to 14 cows	104	135	1,139	1,676	596,256	898,826	104	39	224,805	80	98,753	4	1,354	50	6,807	103	1,203
15 to 19 cows	37		619		381,527		37	30	300,825	11	16,436	3	4,290	9	7,481	36	626
20 to 29 cows	15	20	352	466	181,359	286,142	15	12	123,992	6	16,918	-----	-----	6	561	15	374
30 to 49 cows	10	6	356	215	304,310	124,514	10	9	189,550	3	22,613	-----	-----	2	300	10	380
50 to 74 cows	-----	1	-----	55	-----	37,000	-----	-----	-----	-----	-----	-----	-----	-----	-----	-----	-----
Haskell																	
Total	248	237	992	862	485,687	352,158	173	15	14,746	161	95,451	3	288	214	17,581	235	922
None	xxx	xxx	xxx	xxx	xxx	xxx	xxx	xxx	xxx	xxx	xxx	xxx	xxx	xxx	xxx	2	2
1 cow	58	104	58	160	29,736	62,560	8	4	1,300	4	380	-----	-----	41	2,767	49	60
2 cows	47		94		46,485		28	1	383	26	4,627	1	208	41	3,171	43	100
3 cows	25		75		33,915		21	2	1,240	19	4,918	1	30	23	2,071	24	73
4 cows	24	124	96	595	44,710	247,448	24	3	1,248	22	8,733	-----	-----	21	1,620	23	85
5 to 9 cows	78		489		236,671		76	4	6,925	74	53,397	1	50	72	6,106	78	446
10 cows and over	16	9	180	107	94,170	42,150	16	1	3,650	16	23,396	-----	-----	16	1,846	16	156
Hodgeman																	
Total	485	583	2,254	3,196	829,401	1,364,097	355	39	118,786	317	139,981	8	1,285	357	30,577	438	2,001
None	xxx	xxx	xxx	xxx	xxx	xxx	xxx	xxx	xxx	xxx	xxx	xxx	xxx	xxx	xxx	3	3
1 cow	84	133	84	203	35,050	72,598	17	1	109	14	938	2	202	47	2,513	65	110
2 cows	64		128		43,885		32	-----	-----	31	3,912	1	20	45	2,932	62	137
3 cows	62		186		69,005		45	3	3,779	41	9,614	1	388	49	4,463	56	170
4 cows	59	368	236	1,981	90,431	860,609	52	3	2,544	48	16,381	2	160	48	3,823	54	192
5 to 9 cows	176		1,112		395,435		169	22	46,820	151	77,184	2	515	139	13,636	162	1,010
10 to 14 cows	31	78	348	925	126,080	375,320	31	7	33,734	25	22,744	-----	-----	23	2,413	27	251
15 to 19 cows	6		94		47,905		6	2	22,600	5	5,708	-----	-----	4	572	6	73
20 to 29 cows	3	4	66	87	21,610	55,570	3	1	9,200	2	3,500	-----	-----	2	225	3	55
Jackson																	
Total	1,802	2,141	8,526	10,105	3,544,804	4,837,380	1,449	204	372,985	1,270	770,848	37	9,231	991	89,722	1,707	8,630
None	xxx	xxx	xxx	xxx	xxx	xxx	xxx	xxx	xxx	xxx	xxx	xxx	xxx	xxx	xxx	32	99
1 cow	274	660	274	1,003	120,745	478,985	51	7	1,414	43	4,639	6	325	133	9,104	226	301
2 cows	226		452		158,404		140	17	8,832	120	18,400	5	274	133	9,895	213	515
3 cows	204		612		244,808		177	17	9,812	163	46,739	5	795	127	10,886	192	661
4 cows	274	1,289	1,096	6,741	443,527	3,136,058	262	33	32,708	234	97,342	4	167	171	14,169	259	1,109
5 to 9 cows	693		4,415		1,808,795		689	100	189,584	603	412,710	15	4,370	365	35,676	660	4,372
10 to 14 cows	107	182	1,179	2,119	542,481	1,055,762	107	23	70,590	89	140,672	1	2,900	51	8,416	101	1,118
15 to 19 cows	15		237		95,304		15	3	19,120	13	24,455	-----	-----	9	972	15	221
20 to 29 cows	6	7	138	152	81,375	101,225	6	3	19,975	4	18,700	-----	-----	-----	-----	6	128
30 to 49 cows	3	3	123	90	49,365	65,350	2	1	21,000	1	7,211	1	400	2	604	3	106
Jefferson																	
Total	1,646	1,866	8,348	9,253	3,673,332	4,003,954	1,256	663	1,857,903	591	295,147	41	9,132	628	55,443	1,617	9,322
None	xxx	xxx	xxx	xxx	xxx	xxx	xxx	xxx	xxx	xxx	xxx	xxx	xxx	xxx	xxx	38	173
1 cow	240	612	240	936	103,813	403,676	47	11	2,321	29	2,845	11	787	122	8,324	209	393
2 cows	274		548		216,544		145	50	31,644	90	15,260	8	467	148	12,052	259	671
3 cows	196		588		254,050		170	66	73,062	103	29,495	6	552	93	7,471	190	734
4 cows	173	1,041	692	5,435	288,843	2,287,875	152	73	107,429	80	30,398	3	405	69	4,882	170	758
5 to 9 cows	581		3,780		1,599,115		561	325	779,315	241	150,090	10	2,657	162	15,640	571	4,004
10 to 14 cows	131	188	1,469	2,312	677,880	1,029,656	130	97	475,876	37	40,351	-----	-----	23	2,175	130	1,543
15 to 19 cows	30		488		239,239		30	22	151,287	7	15,320	3	4,284	8	4,774	29	498
20 cows and over	21	25	543	570	293,848	282,747	21	19	236,969	4	11,390	-----	-----	3	127	21	550
Jewell																	
Total	1,916	2,326	9,271	10,551	4,196,894	4,905,381	1,707	87	160,043	1,648	889,187	53	8,116	1,630	149,571	1,889	10,122
None	xxx	xxx	xxx	xxx	xxx	xxx	xxx	xxx	xxx	xxx	xxx	xxx	xxx	xxx	xxx	26	56
1 cow	206	646	206	1,040	99,662	529,996	80	10	659	69	6,145	5	521	138	8,460	181	244
2 cows	221		442		201,399		172	12	5,229	161	31,110	7	672	190	14,185	215	568
3 cows	289		777		369,180		244	11	10,186	238	72,733	6	754	219	17,738	254	912
4 cows	285	1,545	1,140	7,741	526,118	3,623,845	279	4	2,720	275	115,814	7	1,123	250	22,907	282	1,261
5 to 9 cows	827		5,342		2,402,532		815	35	70,292	794	537,578	26	4,980	734	74,949	816	5,628
10 to 14 cows	108	135	1,185	1,770	510,890	751,540	107	11	33,778	102	117,204	1	6	92	10,252	107	1,255
15 cows and over	10		179		87,133		10	4	37,184	9	8,603	1	60	7	1,080	10	198

TABLE 19.—COWS MILKED AND MILK PRODUCED, 1939 AND 1929; DAIRY PRODUCTS SOLD AND BUTTER CHURNED, 1939; AND COWS KEPT FOR MILK APR. 1, 1940; BY NUMBER OF COWS MILKED, BY COUNTIES—Continued

(For explanation and definitions, see text)

STATE OR COUNTY AND NUMBER OF COWS MILKED	COWS MILKED				MILK PRODUCED (GALLONS)		DAIRY PRODUCTS SOLD, 1939							BUTTER CHURNED ON FARMS, 1939		COWS KEPT MAINLY FOR MILK PRODUCTION, APR. 1, 1940	
	Farms reporting		Number					Whole milk sold		Cream sold		Butter sold					
	1939	1929	1939	1929	1939	1929	Farms reporting	Farms reporting	Gallons	Farms reporting	Pounds of butterfat	Farms reporting	Pounds	Farms reporting	Pounds	Farms reporting	Number
KANSAS—Contd.																	
Johnson																	
Total	1,637	1,878	9,860	10,812	6,146,204	6,484,330	1,109	497	3,921,095	613	335,083	104	16,175	965	114,688	1,627	10,973
None	xxx	xxx	xxx	xxx	xxx	xxx	xxx	xxx	xxx	xxx	xxx	xxx	xxx	xxx	xxx	44	143
1 cow	388	783	388	1,130	213,740	528,987	84	23	4,158	35	4,026	30	2,147	266	28,610	359	575
2 cows	316		632		294,893		165	45	21,944	99	17,830	36	4,055	241	28,022	305	758
3 cows	174		522		243,552		136	25	21,698	106	30,865	14	3,082	116	16,035	171	651
4 cows	123	818	492	4,075	207,400	1,881,525	104	26	31,983	82	31,949	6	605	86	9,351	123	557
5 to 9 cows	378		2,398		1,203,884		363	150	435,373	228	143,790	15	3,456	187	23,562	374	2,701
10 to 14 cows	105	180	1,216	2,342	740,031	1,339,555	104	80	528,870	31	48,390	1	110	39	4,796	104	1,318
15 to 19 cows	60		985		642,535		60	56	552,132	8	7,365	1	2,600	14	4,346	58	1,058
20 to 29 cows	45	50	987	1,180	689,270	963,963	45	45	612,227	9	13,778	1	120	8	870	42	990
30 to 49 cows	36	35	1,285	1,247	1,030,419	1,040,400	36	35	908,375	9	22,541	—	—	4	550	35	1,349
50 to 74 cows	6	7	346	408	315,150	395,900	6	6	294,005	4	5,009	—	—	3	306	6	364
75 cows and over	6	5	609	430	565,330	334,000	6	6	510,330	2	9,540	—	—	1	260	6	509
Kearny																	
Total	279	307	1,175	1,672	461,270	643,880	181	13	11,636	168	92,819	14	2,514	212	20,099	255	1,154
None	xxx	xxx	xxx	xxx	xxx	xxx	xxx	xxx	xxx	xxx	xxx	xxx	xxx	xxx	xxx	5	8
1 cow	54	101	54	160	25,590	61,355	10	1	30	7	744	2	200	31	2,220	42	49
2 cows	53		106		45,534		24	2	125	21	3,520	4	256	38	3,427	51	111
3 cows	41		123		43,205		23	4	2,175	20	5,712	2	60	34	2,833	37	132
4 cows	32	159	128	854	51,230	321,395	28	—	—	28	10,665	1	200	27	2,558	26	115
5 to 9 cows	80		531		210,454		77	4	2,706	75	52,347	3	88	65	5,831	75	508
10 to 14 cows	15	47	158	678	56,597	261,130	15	2	6,600	13	13,631	2	1,710	13	2,678	15	160
15 cows and over	4		75		30,660		4	—	—	4	6,200	—	—	4	552	4	71
Kingman																	
Total	1,370	1,353	8,205	7,563	3,483,560	3,094,310	1,199	129	341,174	1,103	780,749	43	6,917	1,035	93,589	1,356	8,482
None	xxx	xxx	xxx	xxx	xxx	xxx	xxx	xxx	xxx	xxx	xxx	xxx	xxx	xxx	xxx	18	53
1 cow	132	288	132	469	59,330	194,296	37	2	540	31	3,701	5	294	83	5,318	117	157
2 cows	146		292		120,037		100	17	6,242	86	15,027	5	385	107	8,740	141	346
3 cows	123		369		138,856		111	8	3,510	103	28,295	5	1,015	106	8,880	120	408
4 cows	127	892	508	4,887	214,750	1,996,717	123	7	5,206	119	61,562	7	441	97	7,364	123	534
5 to 9 cows	628		4,208		1,737,547		614	60	97,791	574	418,834	12	1,566	483	43,642	624	4,357
10 to 14 cows	175	161	1,935	1,921	806,751	771,275	175	26	87,567	159	190,477	9	3,216	134	16,097	174	1,908
15 to 19 cows	22		346		160,548		22	3	41,000	20	33,947	—	—	15	1,945	22	313
20 to 29 cows	13	9	290	189	159,211	97,022	13	2	27,095	11	38,906	—	—	9	1,443	13	287
30 to 49 cows	4	3	125	97	86,530	35,000	4	4	72,223	—	—	—	—	1	160	4	119
Kiowa																	
Total	593	666	2,811	3,095	1,400,629	1,497,389	472	32	59,228	446	290,960	28	4,443	504	49,776	591	2,804
None	xxx	xxx	xxx	xxx	xxx	xxx	xxx	xxx	xxx	xxx	xxx	xxx	xxx	xxx	xxx	11	25
1 cow	86	188	86	301	48,164	156,391	16	—	—	15	1,674	2	100	64	4,366	81	114
2 cows	91		182		83,076		53	3	507	50	10,148	4	444	76	6,481	88	194
3 cows	66		198		105,022		59	4	2,028	56	19,302	2	125	56	5,557	66	228
4 cows	79	432	316	2,243	138,149	1,074,343	74	4	4,291	68	29,485	5	1,036	72	8,820	79	326
5 to 9 cows	223		1,434		720,909		222	16	27,712	212	164,201	12	1,668	193	18,862	219	1,395
10 to 14 cows	38	46	427	551	211,534	266,655	38	3	15,400	36	46,958	3	1,070	34	4,747	37	363
15 cows and over	10		168		95,775		10	2	9,290	9	19,192	—	—	9	943	10	159
Labette																	
Total	2,170	2,256	13,015	12,413	5,730,549	5,269,179	1,862	348	1,404,615	1,564	1,109,985	58	12,838	1,526	130,290	2,157	13,626
None	xxx	xxx	xxx	xxx	xxx	xxx	xxx	xxx	xxx	xxx	xxx	xxx	xxx	xxx	xxx	61	266
1 cow	254	622	254	934	108,767	379,469	68	7	1,271	59	5,877	4	120	164	10,741	229	375
2 cows	245		490		207,990		171	15	5,813	156	35,704	7	1,084	176	12,706	228	579
3 cows	168		504		208,404		149	22	20,978	127	41,319	4	628	124	9,040	159	540
4 cows	243	1,335	972	7,175	402,499	2,913,431	253	30	33,638	209	96,548	2	414	168	12,868	239	1,045
5 to 9 cows	959		6,305		2,681,123		941	159	356,593	800	623,016	35	8,498	694	62,547	943	6,470
10 to 14 cows	222	258	2,490	3,138	1,001,978	1,370,263	221	66	238,787	168	209,779	4	1,942	157	17,239	221	2,471
15 to 19 cows	33		541		264,173		33	14	103,640	21	51,546	1	52	17	1,837	31	453
20 to 29 cows	28	31	631	712	315,142	281,100	28	19	162,626	17	37,183	1	100	20	2,242	28	663
30 to 49 cows	12	6	393	209	192,808	141,175	12	10	146,883	7	11,013	—	—	5	870	12	344
50 cows and over	6	4	435	245	347,665	183,741	6	6	334,386	—	—	—	—	1	200	6	420
Lane																	
Total	357	403	1,425	2,151	654,922	1,045,145	254	19	16,441	222	116,670	6	483	310	30,059	330	1,341
None	xxx	xxx	xxx	xxx	xxx	xxx	xxx	xxx	xxx	xxx	xxx	xxx	xxx	xxx	xxx	2	9
1 cow	75	96	75	152	39,257	85,471	13	3	1,000	8	522	2	200	58	4,650	62	70
2 cows	68		136		58,245		27	3	625	26	4,369	—	—	59	4,839	58	113
3 cows	39		117		47,666		30	1	10	30	6,687	1	25	35	3,148	36	108
4 cows	46	256	184	1,324	81,341	611,421	38	5	4,140	35	12,515	—	—	41	3,808	45	186
5 to 9 cows	114		723		323,647		111	7	10,666	108	67,489	2	243	104	12,041	112	695
10 to 14 cows	12	51	139	675	67,246	346,253	12	—	—	12	16,928	1	15	10	1,163	12	121
15 cows and over	3		51		37,520		3	—	—	3	8,160	—	—	3	410	3	39

TABLE 19.—COWS MILKED AND MILK PRODUCED, 1939 AND 1929; DAIRY PRODUCTS SOLD AND BUTTER CHURNED, 1939; AND COWS KEPT FOR MILK APR. 1, 1940; BY NUMBER OF COWS MILKED, BY COUNTIES—Continued

(For explanation and definitions, see text)

STATE OR COUNTY AND NUMBER OF COWS MILKED	COWS MILKED				MILK PRODUCED (GALLONS)		DAIRY PRODUCTS SOLD, 1939						BUTTER CHURNED ON FARMS, 1939		COWS KEPT MAINLY FOR MILK PRODUCTION, APR. 1, 1940	
	Farms reporting		Number					Whole milk sold		Cream sold		Butter sold				
	1939	1929	1939	1929	1939	1929	Farms reporting	Farms reporting	Gallons	Farms reporting	Pounds of butterfat	Farms reporting	Pounds	Farms reporting	Pounds	Farms reporting	Number
KANSAS—Contd.																	
Leavenworth																	
Total	1,617	1,715	9,050	10,515	4,669,391	5,481,965	1,056	767	3,518,506	260	118,786	65	15,333	547	56,248	1,592	9,861
None	xxx	xxx	xxx	xxx	xxx	xxx	xxx	xxx	xxx	xxx	xxx	xxx	xxx	xxx	xxx	34	87
1 cow	377	564	377	809	147,916	351,846	47	11	2,653	19	1,384	20	1,360	215	16,576	349	561
2 cows	235		470		180,375		104	39	21,555	49	7,275	19	2,278	126	12,198	225	550
3 cows	157		471		167,519		102	50	51,219	48	12,986	6	1,485	56	5,518	151	505
4 cows	158	819	632	4,356	244,853	1,946,334	132	86	127,931	45	22,085	7	1,545	53	5,280	158	680
5 to 9 cows	455		2,954		1,376,365		436	356	1,004,680	84	57,142	10	3,205	72	8,559	446	3,125
10 to 14 cows	131	273	1,474	3,386	759,746	1,834,967	131	124	682,308	7	8,358	-----	-------	14	1,557	129	1,501
15 to 19 cows	47		770		480,964		47	46	422,495	4	2,056	2	1,860	6	2,190	45	812
20 to 29 cows	27	40	593	901	427,620	596,674	27	26	379,094	2	3,900	-----	-------	2	270	25	615
30 to 49 cows	23	11	761	467	466,042	342,137	23	22	410,830	2	3,600	1	3,600	3	4,100	23	846
50 to 74 cows	4	4	213	249	133,610	200,957	4	4	132,360	------	---------	-----	-------	------	---------	4	200
75 to 99 cows	------	3	------	247	---------	132,500	------	-----	---------	------	---------	-----	-------	------	---------	------	-------
100 to 199 cows	3	1	335	100	284,381	76,550	3	3	283,381	------	---------	-----	-------	------	---------	3	379
Lincoln																	
Total	1,163	1,293	6,584	7,067	2,459,855	3,058,431	1,029	129	225,764	933	548,562	19	5,336	997	111,796	1,140	7,328
None	xxx	xxx	xxx	xxx	xxx	xxx	xxx	xxx	xxx	xxx	xxx	xxx	xxx	xxx	xxx	8	28
1 cow	86	272	86	442	35,862	205,752	17	5	993	13	1,618	-----	-------	61	3,842	73	110
2 cows	121		242		84,458		81	10	4,787	69	12,764	4	275	98	8,598	115	274
3 cows	120		360		130,418		105	8	6,915	95	25,213	2	303	99	9,520	118	421
4 cows	141	871	564	4,701	215,407	2,015,367	136	20	17,826	117	46,776	3	575	121	12,574	140	653
5 to 9 cows	549		3,540		1,297,660		544	60	73,248	510	312,257	8	951	491	56,262	544	3,897
10 to 14 cows	121	139	1,349	1,669	515,054	723,303	121	17	59,975	109	116,016	2	3,232	108	18,102	117	1,471
15 to 19 cows	20		328		132,406		20	7	45,500	16	24,441	-----	-------	14	2,282	20	340
20 to 29 cows	5	11	115	255	48,590	114,009	5	2	16,520	4	9,477	-----	-------	5	666	5	134
Linn																	
Total	1,765	2,003	6,790	8,416	2,960,046	3,233,298	1,190	203	386,861	1,000	493,530	43	4,863	1,372	126,911	1,656	7,469
None	xxx	xxx	xxx	xxx	xxx	xxx	xxx	xxx	xxx	xxx	xxx	xxx	xxx	xxx	xxx	26	70
1 cow	389	737	389	1,130	190,542	487,661	91	5	1,044	78	8,072	12	1,013	297	19,740	329	586
2 cows	362		724		322,321		197	18	8,022	177	40,349	7	402	296	24,128	338	862
3 cows	223		669		300,782		161	21	18,793	144	40,631	5	225	180	18,714	207	769
4 cows	234	1,136	936	5,642	404,551	2,181,712	212	34	41,064	181	78,070	6	814	173	15,743	227	1,034
5 to 9 cows	469		2,935		1,213,301		441	88	166,106	365	237,732	13	2,411	370	39,509	446	3,057
10 to 14 cows	67	122	739	1,442	331,860	467,260	67	22	82,343	47	56,494	-----	-------	47	7,355	63	745
15 to 19 cows	14		230		103,239		14	9	35,955	5	18,067	-----	-------	6	1,320	13	206
20 cows and over	7	8	168	202	93,450	96,665	7	6	33,534	3	14,115	-----	-------	3	402	7	140
Logan																	
Total	347	432	1,816	2,603	691,916	1,114,299	259	21	21,808	245	137,713	3	972	294	26,071	337	1,952
None	xxx	xxx	xxx	xxx	xxx	xxx	xxx	xxx	xxx	xxx	xxx	xxx	xxx	xxx	xxx	5	10
1 cow	58	122	58	179	26,185	71,362	14	6	710	8	1,045	-----	-------	32	1,436	52	76
2 cows	52		104		40,475		24	4	1,295	21	2,892	-----	-------	43	3,280	50	121
3 cows	22		66		25,760		15	1	360	13	3,360	1	20	21	2,400	20	61
4 cows	34	212	136	1,178	51,820	513,013	31	2	1,108	30	8,759	-----	-------	30	2,975	33	177
5 to 9 cows	133		852		327,588		129	5	7,330	129	67,372	2	952	123	11,423	130	863
10 to 14 cows	36	98	404	1,246	154,118	529,924	34	1	8,000	33	39,023	-----	-------	34	3,322	35	437
15 cows and over	12		196		65,970		12	2	3,105	11	15,262	-----	-------	11	1,235	12	207
Lyon																	
Total	2,018	2,276	8,992	10,333	4,196,504	4,926,252	1,624	316	855,839	1,344	651,273	65	8,293	1,505	145,166	1,993	9,360
None	xxx	xxx	xxx	xxx	xxx	xxx	xxx	xxx	xxx	xxx	xxx	xxx	xxx	xxx	xxx	46	123
1 cow	317	786	317	1,180	161,383	568,775	91	17	4,250	64	5,134	16	1,247	219	16,615	286	449
2 cows	366		732		344,729		257	37	22,104	218	41,226	10	827	285	23,237	351	784
3 cows	294		882		411,516		261	40	38,616	220	63,953	12	1,606	231	23,180	289	977
4 cows	291	1,292	1,164	6,433	539,233	2,965,967	281	40	56,274	247	102,228	4	469	209	19,481	286	1,219
5 to 9 cows	592		3,715		1,631,351		577	114	212,006	490	305,210	19	3,739	465	48,209	578	3,641
10 to 14 cows	104	179	1,138	2,218	548,435	1,126,212	103	32	151,722	79	83,979	2	175	75	10,398	104	1,089
15 to 19 cows	38		610		284,097		38	22	160,851	19	31,065	2	230	18	3,588	37	606
20 to 29 cows	12	14	263	324	171,110	162,973	12	10	121,251	6	12,930	-----	-------	3	458	12	286
30 cows and over	4	5	171	178	101,650	102,325	4	4	88,765	1	5,548	-----	-------	------	---------	4	186
McPherson																	
Total	2,208	2,293	11,427	10,367	5,130,469	4,816,191	2,021	342	775,008	1,795	1,077,414	64	15,750	1,421	139,681	2,157	12,038
None	xxx	xxx	xxx	xxx	xxx	xxx	xxx	xxx	xxx	xxx	xxx	xxx	xxx	xxx	xxx	6	11
1 cow	163	577	163	958	77,894	449,112	58	10	1,880	46	4,801	4	227	85	5,517	147	231
2 cows	296		592		249,002		241	34	10,802	210	44,857	9	1,033	180	13,996	281	689
3 cows	292		876		371,820		280	33	26,227	251	80,525	9	933	197	16,696	281	947
4 cows	320	1,598	1,280	7,833	561,924	3,517,290	312	37	29,521	293	133,496	5	449	222	20,685	317	1,410
5 to 9 cows	934		5,928		2,554,943		927	153	249,525	836	606,678	28	6,737	618	65,660	925	6,174
10 to 14 cows	165	108	1,804	1,297	859,496	672,970	165	49	158,316	138	165,830	9	6,371	102	15,297	162	1,772
15 to 19 cows	21		339		186,175		21	10	81,012	15	34,379	-----	-------	10	1,062	21	331
20 to 29 cows	13	7	297	159	179,465	111,621	13	12	137,840	4	4,413	-----	-------	4	608	13	298
30 to 49 cows	4	2	148	60	89,750	29,198	4	4	79,885	2	2,435	-----	-------	3	160	4	175
50 to 74 cows	------	1	------	60	---------	36,000	------	-----	---------	------	---------	-----	-------	------	---------	------	-------

TABLE 19.—COWS MILKED AND MILK PRODUCED, 1939 AND 1929; DAIRY PRODUCTS SOLD AND BUTTER CHURNED, 1939; AND COWS KEPT FOR MILK APR. 1, 1940; BY NUMBER OF COWS MILKED, BY COUNTIES—Continued

(For explanation and definitions, see text)

STATE OR COUNTY AND NUMBER OF COWS MILKED	COWS MILKED				MILK PRODUCED (GALLONS)		DAIRY PRODUCTS SOLD, 1939							BUTTER CHURNED ON FARMS, 1939		COWS KEPT MAINLY FOR MILK PRODUCTION, APR. 1, 1940	
	Farms reporting		Number					Whole milk sold		Cream sold		Butter sold					
	1939	1929	1939	1929	1939	1929	Farms reporting	Farms reporting	Gallons	Farms reporting	Pounds of butterfat	Farms reporting	Pounds	Farms reporting	Pounds	Farms reporting	Number
KANSAS—Cont'd.																	
Marion																	
Total	2,226	2,257	12,462	10,994	5,008,352	5,140,734	2,051	157	390,098	1,937	1,207,492	43	12,884	1,333	110,285	2,182	12,730
None	xxx	xxx	xxx	xxx	xxx	xxx	xxx	xxx	xxx	xxx	xxx	xxx	xxx	xxx	xxx	30	101
1 cow	157	548	157	900	79,586	417,055	61	13	2,933	51	5,567	4	159	74	3,924	144	196
2 cows	232		464		191,259		182	11	5,998	170	36,057	5	589	139	9,835	215	503
3 cows	250		750		298,540		237	15	11,699	221	73,821	3	71	147	9,972	240	769
4 cows	301	1,539	1,204	7,746	486,304	3,596,512	300	13	10,298	295	129,395	3	193	197	13,860	291	1,235
5 to 9 cows	1,042		6,729		2,598,827		1,027	59	89,516	980	681,780	21	6,660	628	52,587	1,022	6,748
10 to 14 cows	195	149	2,194	1,750	873,188	805,887	195	25	88,182	178	217,656	5	2,157	121	14,160	191	2,114
15 to 19 cows	36		568		269,477		36	13	72,187	30	41,746	1	3,000	21	5,262	36	651
20 to 29 cows	7	14	165	292	90,025	125,705	7	4	37,915	6	10,880	1	55	3	210	7	169
30 cows and over	6	7	231	306	121,146	195,575	6	4	71,370	6	10,590	-----	-------	3	475	6	244
Marshall																	
Total	2,363	2,581	11,871	12,804	5,367,700	5,911,416	2,060	217	460,373	1,878	1,174,710	33	4,008	1,790	184,989	2,329	12,555
None	xxx	xxx	xxx	xxx	xxx	xxx	xxx	xxx	xxx	xxx	xxx	xxx	xxx	xxx	xxx	30	79
1 cow	214	636	214	1,030	97,337	468,125	64	10	2,197	53	5,109	3	161	138	10,138	195	289
2 cows	303		606		259,465		213	18	11,490	195	38,555	6	482	227	18,207	286	676
3 cows	295		885		391,899		266	27	28,415	241	73,618	5	300	214	19,505	290	983
4 cows	362	1,726	1,448	8,853	638,681	4,000,614	347	41	50,626	311	130,732	2	450	268	24,809	355	1,537
5 to 9 cows	1,007		6,431		2,902,211		988	77	143,671	924	697,743	16	2,585	803	90,981	994	6,681
10 to 14 cows	141	197	1,550	2,302	684,665	1,114,732	141	27	105,889	121	161,886	-----	-------	112	16,945	140	1,629
15 to 19 cows	32		516		280,145		32	12	82,885	25	43,169	1	30	23	3,694	31	462
20 cows and over	9	22	221	619	113,297	327,945	9	5	35,000	8	23,898	-----	-------	5	710	8	219
Meade																	
Total	593	663	2,874	3,177	1,297,790	1,500,397	495	29	75,971	472	287,507	24	3,995	535	51,691	580	3,077
None	xxx	xxx	xxx	xxx	xxx	xxx	xxx	xxx	xxx	xxx	xxx	xxx	xxx	xxx	xxx	8	34
1 cow	86	183	86	284	42,425	129,841	26	6	1,339	20	2,214	4	208	70	4,784	72	83
2 cows	79		158		63,712		57	5	1,540	51	6,866	1	30	67	5,431	77	192
3 cows	69		207		93,162		60	1	400	58	16,794	4	1,008	66	7,451	68	216
4 cows	83	421	332	2,162	140,909	1,030,963	78	2	1,050	74	37,787	2	434	72	6,630	82	328
5 to 9 cows	217		1,400		630,255		215	10	21,492	211	151,231	11	1,910	207	21,794	214	1,500
10 to 14 cows	53	59	578	731	255,871	339,593	53	2	11,500	53	66,041	1	90	48	5,022	53	606
15 cows and over	6		113		71,456		6	3	38,650	5	6,574	1	315	5	579	6	118
Miami																	
Total	1,902	2,059	8,438	9,629	3,928,675	4,116,288	1,423	341	1,328,894	1,117	540,483	69	9,373	1,234	112,313	1,872	9,461
None	xxx	xxx	xxx	xxx	xxx	xxx	xxx	xxx	xxx	xxx	xxx	xxx	xxx	xxx	xxx	49	124
1 cow	357	627	357	967	172,027	442,140	88	11	2,809	63	7,142	15	977	246	18,784	317	468
2 cows	366		732		309,047		227	17	9,447	203	35,171	17	2,029	264	23,708	348	854
3 cows	242		726		283,909		203	26	24,566	179	48,740	9	967	184	16,072	237	824
4 cows	217	1,275	868	6,411	334,913	2,706,418	200	35	48,619	173	74,526	10	794	142	12,786	210	949
5 to 9 cows	589		3,749		1,621,219		575	166	397,199	444	285,889	17	3,806	354	36,090	581	4,039
10 to 14 cows	87	137	980	1,747	531,776	706,689	86	50	298,676	41	60,445	-----	-------	31	3,041	86	1,116
15 to 19 cows	22		363		187,627		22	16	109,181	9	18,770	1	800	8	1,545	22	362
20 to 29 cows	16	16	360	359	197,505	171,241	16	14	158,545	5	9,800	-----	-------	3	250	16	332
30 cows and over	6	4	303	145	290,652	89,800	6	6	279,852	-----	-------	-----	-------	2	37	6	393
Mitchell																	
Total	1,139	1,437	4,857	6,686	1,992,543	2,860,411	980	74	128,827	934	376,284	30	8,754	917	85,065	1,099	5,004
None	xxx	xxx	xxx	xxx	xxx	xxx	xxx	xxx	xxx	xxx	xxx	xxx	xxx	xxx	xxx	12	42
1 cow	135	411	135	650	59,448	297,283	50	1	100	47	3,882	5	227	94	6,092	122	177
2 cows	203		406		160,296		151	9	2,500	142	22,278	5	266	158	10,968	185	408
3 cows	185		555		212,478		167	10	5,145	161	38,894	4	272	155	12,874	177	576
4 cows	165	916	660	4,583	251,560	1,896,336	162	4	4,480	160	51,667	2	404	136	12,391	160	707
5 to 9 cows	396		2,433		985,486		395	36	44,065	376	208,038	12	3,576	332	34,525	388	2,419
10 to 14 cows	46	110	510	1,453	217,040	666,792	46	9	21,037	43	42,425	1	500	37	4,425	46	522
15 cows and over	9		158		106,235		9	5	51,500	5	9,100	1	3,509	5	3,990	9	153
Montgomery																	
Total	2,101	2,088	11,419	10,306	5,036,449	4,560,613	1,633	445	1,598,983	1,191	741,689	92	35,263	1,203	139,925	2,079	11,949
None	xxx	xxx	xxx	xxx	xxx	xxx	xxx	xxx	xxx	xxx	xxx	xxx	xxx	xxx	xxx	49	149
1 cow	352	699	352	1,059	170,073	480,239	72	12	2,091	51	6,132	11	938	205	16,828	327	451
2 cows	277		554		251,273		153	15	6,917	129	29,905	14	2,838	178	18,768	260	587
3 cows	211		633		262,679		180	29	23,934	147	47,496	8	2,550	136	14,159	205	706
4 cows	214	1,163	856	6,022	379,804	2,656,176	202	34	44,671	170	80,031	13	2,246	122	12,996	211	925
5 to 9 cows	774		5,066		2,125,545		754	203	506,798	556	382,690	33	14,061	442	52,342	761	5,197
10 to 14 cows	185	195	2,112	2,370	990,882	1,019,353	184	91	455,910	100	126,150	10	10,450	87	19,389	183	2,198
15 to 19 cows	47		748		326,157		47	30	191,152	23	36,048	1	200	19	1,745	44	674
20 to 29 cows	32	19	717	426	311,505	209,320	32	24	219,545	12	18,887	2	2,180	12	3,294	30	613
30 cows and over	9	12	381	429	218,531	195,525	9	7	147,965	3	14,350	-----	-------	2	404	9	449
Morris																	
Total	1,254	1,392	6,619	6,550	2,862,107	3,148,563	1,061	162	466,401	944	576,324	22	3,787	884	86,449	1,244	6,694
None	xxx	xxx	xxx	xxx	xxx	xxx	xxx	xxx	xxx	xxx	xxx	xxx	xxx	xxx	xxx	18	53
1 cow	149	459	149	715	62,097	307,248	35	6	1,210	29	2,255	3	186	96	5,988	156	188
2 cows	174		348		134,554		122	11	2,571	112	18,296	3	470	141	15,100	171	396
3 cows	130		390		154,327		115	11	9,999	104	27,091	2	244	87	7,750	127	411
4 cows	143	809	572	4,236	237,935	2,017,627	138	18	21,520	125	49,045	4	335	100	9,649	141	568
5 to 9 cows	521		3,371		1,417,466		514	67	128,800	467	324,095	8	2,488	375	39,668	516	3,305
10 to 14 cows	109	115	1,245	1,373	547,387	676,260	109	30	109,891	91	122,008	-----	-------	73	8,565	108	1,257
15 to 19 cows	18		295		172,969		18	11	95,690	11	23,809	1	32	8	915	18	294
20 cows and over	10	9	249	226	135,372	147,428	10	8	96,720	5	9,725	1	32	4	814	9	222

TABLE 19.—COWS MILKED AND MILK PRODUCED, 1939 AND 1929; DAIRY PRODUCTS SOLD AND BUTTER CHURNED, 1939; AND COWS KEPT FOR MILK APR. 1, 1940; BY NUMBER OF COWS MILKED, BY COUNTIES—Continued

(For explanation and definitions, see text)

STATE OR COUNTY AND NUMBER OF COWS MILKED	COWS MILKED				MILK PRODUCED (GALLONS)		DAIRY PRODUCTS SOLD, 1939							BUTTER CHURNED ON FARMS, 1939		COWS KEPT MAINLY FOR MILK PRODUCTION, APR. 1, 1940	
	Farms reporting		Number					Whole milk sold		Cream sold		Butter sold					
	1939	1929	1939	1929	1939	1929	Farms reporting	Farms reporting	Gallons	Farms reporting	Pounds of butterfat	Farms reporting	Pounds	Farms reporting	Pounds	Farms reporting	Number
KANSAS—Contd.																	
Morton																	
Total	172	322	640	1,585	291,373	733,526	100	16	25,725	93	53,189	5	109	142	13,798	178	722
None	xxx	xxx	xxx	xxx	xxx	xxx	xxx	xxx	xxx	xxx	xxx	xxx	xxx	xxx	xxx	9	16
1 cow	44	103	44	164	25,101	69,445	8	3	188	5	525	-----	-------	30	1,679	43	55
2 cows	38		76		29,212		17	3	677	16	1,907	2	64	30	2,859	36	85
3 cows	29		87		35,148		18	2	1,450	17	3,853	2	30	24	2,349	29	106
4 cows	17	185	68	983	32,506	448,991	14	-----	----------	14	6,918	-----	-------	16	2,128	17	69
5 to 9 cows	31		203		82,951		30	4	6,140	29	20,242	-----	-------	30	3,205	31	226
10 to 14 cows	10		110		50,730		10	4	17,270	9	8,168	1	15	9	1,144	10	113
15 cows and over	3	34	52	438	35,725	215,090	3	-----	----------	3	11,576	-----	-------	3	434	3	52
Nemaha																	
Total	2,043	2,253	11,633	12,061	5,648,832	5,695,291	1,789	126	266,157	1,702	1,466,565	26	4,301	994	100,574	2,046	12,413
None	xxx	xxx	xxx	xxx	xxx	xxx	xxx	xxx	xxx	xxx	xxx	xxx	xxx	xxx	xxx	53	176
1 cow	142	499	142	799	68,196	347,526	28	2	615	26	3,276	1	15	65	3,687	132	205
2 cows	219		438		188,306		141	13	8,715	130	29,332	2	220	142	11,644	208	498
3 cows	193		579		256,777		163	17	13,093	151	55,215	2	110	95	8,963	183	646
4 cows	254	1,498	1,016	7,901	487,314	3,759,881	239	12	19,480	227	122,668	6	1,392	120	13,040	253	1,126
5 to 9 cows	1,001		6,607		3,177,178		985	59	115,813	945	863,331	12	2,091	476	49,661	986	6,920
10 to 14 cows	200	235	2,235	2,840	1,128,477	1,335,829	199	18	69,566	190	308,591	2	265	82	11,174	197	2,195
15 to 19 cows	24		393		209,961		24	2	6,000	24	56,440	-----	-------	12	1,673	24	390
20 cows and over	10	21	223	521	132,623	252,055	10	3	32,875	9	32,712	1	208	2	752	10	257
Neosho																	
Total	1,931	1,973	9,585	9,905	3,639,322	4,393,823	1,591	297	749,016	1,309	639,610	67	10,151	1,281	106,590	1,920	10,524
None	xxx	xxx	xxx	xxx	xxx	xxx	xxx	xxx	xxx	xxx	xxx	xxx	xxx	xxx	xxx	48	168
1 cow	301	530	301	806	127,540	357,518	87	12	2,194	59	5,077	19	1,132	188	12,586	268	422
2 cows	259		518		189,857		182	21	8,937	162	27,689	9	729	173	13,277	252	637
3 cows	210		630		227,755		194	21	17,425	174	47,641	9	920	141	9,381	208	768
4 cows	235	1,264	940	6,783	331,569	2,893,174	224	25	23,428	200	70,492	5	320	158	11,942	235	1,131
5 to 9 cows	750		4,852		1,759,608		730	161	311,771	593	334,933	19	3,112	512	44,542	737	5,114
10 to 14 cows	134	163	1,504	1,969	599,980	952,456	132	40	172,306	92	98,379	5	3,888	84	12,198	132	1,500
15 to 19 cows	24		394		155,279		24	6	42,455	20	33,644	1	50	17	1,669	22	342
20 to 29 cows	14	16	311	347	165,360	190,675	14	7	93,900	8	21,655	-----	-------	7	920	14	320
30 to 49 cows	4	------	135	------	82,374	----------	4	4	76,600	1	100	-----	-------	1	75	4	122
Ness																	
Total	844	951	4,103	5,670	1,739,197	2,531,493	717	30	48,905	679	371,726	35	4,052	700	50,598	818	4,364
None	xxx	xxx	xxx	xxx	xxx	xxx	xxx	xxx	xxx	xxx	xxx	xxx	xxx	xxx	xxx	3	7
1 cow	98	172	98	273	40,376	119,970	27	3	152	21	1,055	4	306	59	3,074	84	116
2 cows	100		200		79,266		63	2	1,050	52	9,166	10	919	76	5,228	93	224
3 cows	103		309		124,044		94	4	3,450	91	20,379	3	151	87	5,886	101	336
4 cows	140	634	560	3,556	234,307	1,641,161	132	6	2,677	123	48,104	7	1,431	123	9,197	136	576
5 to 9 cows	339		2,160		908,794		337	11	15,880	330	216,384	10	1,255	297	21,281	337	2,291
10 to 14 cows	57	137	631	1,644	279,535	672,047	57	3	9,196	56	59,859	1	10	51	4,982	57	655
15 to 19 cows	3		46		21,400		3	-----	----------	3	5,507	-----	-------	3	500	3	47
20 cows and over	4	8	99	197	51,475	98,315	4	1	14,500	3	11,272	-----	-------	4	450	4	112
Norton																	
Total	1,131	1,492	5,929	8,071	2,519,755	3,514,748	963	55	196,260	926	514,835	26	3,445	981	89,358	1,118	6,178
None	xxx	xxx	xxx	xxx	xxx	xxx	xxx	xxx	xxx	xxx	xxx	xxx	xxx	xxx	xxx	11	20
1 cow	120	361	120	550	56,598	233,831	33	6	975	27	2,777	2	158	91	5,267	111	147
2 cows	146		292		110,003		88	9	2,777	78	12,956	7	387	114	8,071	143	333
3 cows	112		336		129,040		97	5	2,332	94	22,491	-----	-------	97	7,846	108	374
4 cows	162	948	648	5,204	276,058	2,256,589	157	4	869	156	60,155	3	380	141	12,453	159	663
5 to 9 cows	477		3,081		1,282,182		474	17	27,150	463	287,488	12	2,425	436	43,632	472	3,168
10 to 14 cows	94	174	1,034	2,090	418,761	882,951	94	8	33,781	90	97,129	2	95	87	9,900	94	1,024
15 to 19 cows	15		243		106,062		15	3	19,600	15	22,579	-----	-------	14	2,159	15	241
20 cows and over	5	9	175	227	141,051	141,377	5	3	108,776	3	9,260	-----	-------	1	30	5	208
Osage																	
Total	1,931	2,286	8,301	10,008	3,796,166	4,489,988	1,508	252	536,299	1,267	700,671	54	6,704	1,229	115,980	1,883	9,167
None	xxx	xxx	xxx	xxx	xxx	xxx	xxx	xxx	xxx	xxx	xxx	xxx	xxx	xxx	xxx	39	147
1 cow	318	775	318	1,170	158,254	509,882	75	7	2,590	61	6,503	8	459	181	11,998	291	456
2 cows	321		642		288,667		207	28	14,576	173	36,752	9	902	214	18,995	303	863
3 cows	277		831		350,895		236	35	27,664	203	58,865	13	1,220	191	18,530	269	920
4 cows	264	1,355	1,056	6,846	467,383	3,081,718	252	42	50,432	213	94,858	5	864	157	14,398	254	1,200
5 to 9 cows	641		4,042		1,826,921		629	112	258,085	531	372,308	17	3,059	422	44,222	621	4,182
10 to 14 cows	88	145	982	1,746	459,341	791,898	87	19	92,277	69	95,441	1	50	53	6,569	86	975
15 to 19 cows	16		269		141,955		16	7	52,975	12	23,082	-----	-------	8	1,016	14	235
20 cows and over	6	11	161	246	102,750	106,490	6	2	37,700	5	12,862	1	150	3	252	6	189
Osborne																	
Total	1,211	1,435	6,944	9,320	2,874,412	4,193,500	1,090	40	69,274	1,061	626,294	36	7,970	1,067	103,701	1,201	7,361
None	xxx	xxx	xxx	xxx	xxx	xxx	xxx	xxx	xxx	xxx	xxx	xxx	xxx	xxx	xxx	15	69
1 cow	106	226	106	365	47,052	169,038	31	2	540	23	2,180	7	241	71	4,154	95	135
2 cows	115		230		97,880		85	2	500	82	14,272	1	60	91	6,421	110	283
3 cows	105		315		133,523		98	3	1,524	93	27,782	3	410	91	7,746	102	369
4 cows	156	943	624	5,328	252,106	2,490,461	150	2	440	149	56,912	4	409	141	13,076	156	687
5 to 9 cows	576		3,755		1,539,325		574	14	12,383	567	351,690	17	5,960	535	55,805	571	3,909
10 to 14 cows	122	231	1,341	2,771	549,084	1,156,465	121	10	21,967	118	122,155	4	890	112	13,039	121	1,282
15 to 19 cows	20		316		136,227		20	3	8,500	19	25,089	-----	-------	17	1,954	20	354
20 cows and over	11	35	257	858	119,215	377,536	11	4	23,420	10	26,214	-----	-------	9	1,506	11	273

TABLE 19.—COWS MILKED AND MILK PRODUCED, 1939 AND 1929; DAIRY PRODUCTS SOLD AND BUTTER CHURNED, 1939; AND COWS KEPT FOR MILK APR. 1, 1940; BY NUMBER OF COWS MILKED, BY COUNTIES—Continued

(For explanation and definitions, see text)

STATE OR COUNTY AND NUMBER OF COWS MILKED	COWS MILKED				MILK PRODUCED (GALLONS)		DAIRY PRODUCTS SOLD, 1939							BUTTER CHURNED ON FARMS, 1939		COWS KEPT MAINLY FOR MILK PRODUCTION, APR. 1, 1940	
	Farms reporting		Number					Whole milk sold		Cream sold		Butter sold					
	1939	1929	1939	1929	1939	1929	Farms reporting	Farms reporting	Gallons	Farms reporting	Pounds of butterfat	Farms reporting	Pounds	Farms reporting	Pounds	Farms reporting	Number
KANSAS—Contd.																	
Ottawa																	
Total	1,177	1,345	6,356	6,713	2,822,332	3,112,070	1,048	278	680,141	828	465,702	35	5,008	825	80,950	1,180	6,580
None	xxx	xxx	xxx	xxx	xxx	xxx	xxx	xxx	xxx	xxx	xxx	xxx	xxx	xxx	xxx	17	63
1 cow	109	358	109	574	52,515	280,862	31	10	2,077	20	2,072	3	124	65	3,968	104	139
2 cows	137		274		120,302		105	19	9,638	88	16,404	6	679	94	8,130	133	287
3 cows	124		372		181,921		111	31	34,754	85	26,309	4	410	86	7,494	123	434
4 cows	166	863	664	4,588	293,911	2,119,096	162	35	44,923	151	53,407	5	1,358	120	12,587	166	739
5 to 9 cows	512		3,314		1,422,725		510	129	269,698	415	269,889	15	1,687	371	37,917	509	3,286
10 to 14 cows	106	121	1,180	1,491	532,876	680,112	106	39	169,404	75	83,514	1	50	76	8,943	106	1,196
15 to 19 cows	17		269		112,515		17	10	55,305	11	12,563	1	700	10	1,395	16	259
20 to 29 cows	3	3	70	60	41,425	32,000	3	2	30,900	1	1,744	———	———	2	406	3	70
30 to 49 cows	3	———	104	———	64,142	———	3	3	63,442	———	———	———	———	1	110	3	107
Pawnee																	
Total	867	973	4,086	5,228	1,976,669	2,456,495	705	204	583,401	546	274,293	37	3,572	667	59,907	841	4,178
None	xxx	xxx	xxx	xxx	xxx	xxx	xxx	xxx	xxx	xxx	xxx	xxx	xxx	xxx	xxx	11	28
1 cow	134	220	134	354	68,583	157,354	36	7	1,555	21	2,106	11	573	94	6,262	120	170
2 cows	126		252		113,010		83	13	8,305	67	10,522	9	902	92	8,331	115	278
3 cows	144		432		192,414		130	32	30,439	104	29,446	6	851	115	10,057	141	478
4 cows	113	642	452	3,327	201,885	1,564,532	106	23	21,159	94	37,355	4	171	98	9,147	112	472
5 to 9 cows	279		1,788		827,721		279	86	167,715	221	144,779	6	1,050	215	20,845	272	1,778
10 to 14 cows	48	103	527	1,260	248,345	578,554	48	23	82,571	31	40,097	1	25	40	3,983	48	515
15 to 19 cows	16		257		128,445		16	13	85,879	7	9,860	———	———	11	1,157	15	225
20 cows and over	7	8	244	287	196,266	156,055	7	7	185,778	1	130	———	———	2	125	7	234
Phillips																	
Total	1,402	1,747	7,452	9,374	3,230,485	3,914,248	1,233	51	90,900	1,194	641,340	35	5,527	1,248	112,954	1,388	7,636
None	xxx	xxx	xxx	xxx	xxx	xxx	xxx	xxx	xxx	xxx	xxx	xxx	xxx	xxx	xxx	23	64
1 cow	130	354	130	555	55,044	227,848	44	4	525	38	3,437	3	90	85	4,326	120	167
2 cows	144		288		121,748		105	5	1,117	101	16,527	5	254	127	9,595	140	307
3 cows	176		510		236,283		152	4	3,560	150	41,638	3	486	149	11,712	164	538
4 cows	178	1,212	712	6,611	303,061	2,803,290	169	5	5,934	166	61,503	5	387	158	12,651	174	760
5 to 9 cows	645		4,171		1,814,355		628	20	24,030	612	370,298	15	2,959	605	59,110	632	4,256
10 to 14 cows	109	174	1,195	2,026	515,874	802,360	109	8	19,875	104	117,942	3	1,151	101	12,912	109	1,151
15 to 19 cows	21		339		141,770		21	3	19,634	19	25,745	1	200	20	2,318	21	294
20 to 29 cows	5	6	107	127	42,350	53,750	5	2	18,225	4	4,250	———	———	3	330	5	99
30 to 49 cows	———	———	———	———	———	———	———	———	———	———	———	———	———	———	———	———	———
50 to 74 cows	———	1	———	55	———	27,000	———	———	———	———	———	———	———	———	———	———	———
Pottawatomie																	
Total	1,659	1,857	7,278	8,427	3,140,455	3,911,810	1,289	64	176,355	1,251	621,378	21	5,759	1,352	131,557	1,626	7,641
None	xxx	xxx	xxx	xxx	xxx	xxx	xxx	xxx	xxx	xxx	xxx	xxx	xxx	xxx	xxx	34	119
1 cow	285	668	285	1,019	144,658	530,657	84	6	1,053	76	8,533	4	580	199	12,930	265	426
2 cows	299		598		251,575		194	14	6,033	183	36,439	7	395	227	18,986	279	637
3 cows	239		717		315,924		198	6	1,855	196	58,154	2	305	202	18,570	233	792
4 cows	178	1,030	712	5,193	289,031	2,329,860	165	4	6,838	162	56,062	1	100	154	14,595	173	768
5 to 9 cows	557		3,586		1,478,376		547	15	23,715	541	341,651	4	932	494	52,662	543	3,548
10 to 14 cows	75	147	802	1,801	348,352	831,424	75	8	23,536	72	70,926	1	48	56	7,646	73	789
15 to 19 cows	12		190		81,598		12	3	9,835	11	18,816	1	624	10	1,870	12	193
20 to 29 cows	9	8	206	167	129,696	78,750	9	4	24,430	8	25,797	1	2,775	8	3,628	9	205
30 cows and over	5	4	182	247	103,245	141,119	5	4	79,060	2	5,020	———	———	2	670	5	164
Pratt																	
Total	954	1,047	4,411	5,071	1,898,929	2,524,131	739	98	272,024	654	361,321	33	4,285	732	70,173	940	4,616
None	xxx	xxx	xxx	xxx	xxx	xxx	xxx	xxx	xxx	xxx	xxx	xxx	xxx	xxx	xxx	13	49
1 cow	122	301	122	476	57,469	237,869	25	4	284	19	2,364	4	317	78	5,313	111	162
2 cows	137		274		103,614		70	5	1,921	63	12,020	4	328	101	8,100	131	328
3 cows	128		384		155,695		103	9	7,083	94	29,236	5	330	101	9,286	124	393
4 cows	139	654	556	3,351	228,516	1,682,290	126	8	6,459	118	52,245	5	736	121	11,608	137	581
5 to 9 cows	369		2,311		977,419		356	50	97,930	321	211,434	13	2,451	296	30,933	366	2,312
10 to 14 cows	43	81	495	963	236,096	476,420	43	15	101,107	29	33,796	2	123	25	3,733	42	508
15 to 19 cows	13		205		102,595		13	5	31,540	9	16,482	———	———	9	1,000	13	219
20 to 29 cows	3	10	64	241	37,525	105,422	3	2	25,700	1	5,744	———	———	1	200	3	64
30 to 49 cows	———	1	———	40	———	22,130	———	———	———	———	———	———	———	———	———	———	———
Rawlins																	
Total	858	971	4,042	4,606	1,659,532	1,781,296	669	26	35,803	648	307,056	32	4,977	723	65,841	839	4,161
None	xxx	xxx	xxx	xxx	xxx	xxx	xxx	xxx	xxx	xxx	xxx	xxx	xxx	xxx	xxx	17	58
1 cow	119	284	119	460	54,901	172,581	24	3	429	19	1,730	4	182	80	4,821	102	174
2 cows	140		280		104,934		78	4	580	74	8,989	3	300	116	7,574	137	329
3 cows	127		381		139,310		105	———	———	101	20,484	4	510	117	9,655	124	428
4 cows	107	596	428	3,052	166,076	1,200,910	102	1	420	99	30,216	6	2,005	94	8,273	103	445
5 to 9 cows	285		1,825		753,672		280	9	10,558	276	152,727	12	1,756	248	27,026	278	1,734
10 to 14 cows	67	88	752	1,030	312,234	383,945	67	6	10,077	66	65,832	3	224	58	6,574	65	761
15 to 19 cows	9		147		68,505		9	2	1,739	9	14,678	———	———	9	1,658	9	138
20 cows and over	4	3	112	64	59,900	23,860	4	1	12,000	4	12,400	———	———	1	260	4	94

TABLE 19.—COWS MILKED AND MILK PRODUCED, 1939 AND 1929; DAIRY PRODUCTS SOLD AND BUTTER CHURNED, 1939; AND COWS KEPT FOR MILK APR. 1, 1940; BY NUMBER OF COWS MILKED, BY COUNTIES—Continued

(For explanation and definitions, see text)

STATE OR COUNTY AND NUMBER OF COWS MILKED	COWS MILKED				MILK PRODUCED (GALLONS)		DAIRY PRODUCTS SOLD, 1939							BUTTER CHURNED ON FARMS, 1939		COWS KEPT MAINLY FOR MILK PRODUCTION, APR. 1, 1940	
	Farms reporting		Number					Whole milk sold		Cream sold		Butter sold					
	1939	1929	1939	1929	1939	1929	Farms reporting	Farms reporting	Gallons	Farms reporting	Pounds of butterfat	Farms reporting	Pounds	Farms reporting	Pounds	Farms reporting	Number
KANSAS—Contd.																	
Reno																	
Total	2,677	2,692	14,589	13,984	7,336,542	6,934,242	2,227	426	1,626,587	1,864	1,342,444	77	24,653	1,716	169,787	2,624	15,119
None	xxx	xxx	xxx	xxx	xxx	xxx	xxx	xxx	xxx	xxx	xxx	xxx	xxx	xxx	xxx	45	85
1 cow	378	698	378	1,076	197,577	505,412	91	19	3,203	62	8,341	13	889	252	18,146	330	423
2 cows	370		740		357,232		264	44	19,269	217	49,425	16	1,916	248	22,080	355	877
3 cows	258		774		349,841		226	22	15,642	206	66,000	8	3,104	182	17,480	253	857
4 cows	291	1,706	1,164	9,003	534,700	4,422,538	280	38	48,324	253	113,984	8	1,263	198	17,787	285	1,205
5 to 9 cows	1,012		6,653		3,146,844		998	166	419,519	864	710,484	26	5,706	652	65,258	995	6,655
10 to 14 cows	277	262	3,109	3,205	1,650,659	1,634,320	277	82	468,863	216	300,577	5	3,575	153	18,886	271	3,075
15 to 19 cows	59		948		565,890		59	35	344,353	27	54,456	-----	-------	18	2,028	58	986
20 to 29 cows	24	19	543	426	348,374	197,058	24	14	189,489	15	33,447	-----	-------	10	1,661	24	605
30 to 49 cows	8	6	260	192	185,425	96,171	8	6	117,905	4	5,750	1	8,200	3	8,485	8	351
50 to 74 cows	-------	-------	-------	-------	----------	----------	-------	-------	----------	-------	----------	-------	-------	-------	----------	-------	-------
75 to 99 cows	-------	1	-------	82	----------	78,743	-------	-------	----------	-------	----------	-------	-------	-------	----------	-------	-------
Republic																	
Total	1,856	2,105	7,509	8,674	2,860,643	3,863,835	1,516	129	214,534	1,420	568,119	38	3,892	1,348	106,202	1,798	7,808
None	xxx	xxx	xxx	xxx	xxx	xxx	xxx	xxx	xxx	xxx	xxx	xxx	xxx	xxx	xxx	34	107
1 cow	269	657	269	1,059	104,953	512,947	86	7	1,590	77	7,351	3	130	146	7,270	231	342
2 cows	326		652		247,783		237	7	1,695	228	38,030	6	473	230	15,950	303	774
3 cows	294		882		333,002		263	23	12,231	246	68,419	4	380	213	16,428	280	957
4 cows	287	1,356	1,148	6,456	439,660	2,849,062	265	12	10,865	256	90,545	10	887	220	19,330	279	1,156
5 to 9 cows	626		3,850		1,434,648		611	62	75,723	573	320,994	15	2,022	499	43,670	616	3,799
10 to 14 cows	40	85	448	991	166,642	424,226	40	9	31,300	33	31,127	-----	-------	33	2,983	39	402
15 to 19 cows	10		157		67,580		10	7	41,130	5	5,753	-----	-------	5	391	10	158
20 cows and over	4	7	103	168	66,375	77,600	4	2	40,000	2	5,900	-----	-------	2	180	4	113
Rice																	
Total	1,208	1,284	5,973	6,338	2,855,689	3,216,169	1,046	150	424,363	937	564,677	44	11,743	874	92,044	1,201	7,080
None	xxx	xxx	xxx	xxx	xxx	xxx	xxx	xxx	xxx	xxx	xxx	xxx	xxx	xxx	xxx	18	78
1 cow	147	301	147	477	75,344	255,435	51	5	993	42	4,417	4	221	92	6,222	134	238
2 cows	181		362		161,698		135	13	5,790	124	26,487	10	585	139	12,749	176	516
3 cows	156		468		208,481		148	20	17,054	131	54,285	4	1,054	121	12,431	153	544
4 cows	159	892	636	4,680	262,321	2,333,825	153	18	12,338	142	52,857	6	922	119	11,700	158	816
5 to 9 cows	454		2,904		1,373,678		448	55	111,409	416	313,188	17	7,401	340	40,857	452	3,199
10 to 14 cows	87	81	970	946	488,944	507,774	87	23	89,070	68	89,856	3	1,560	54	6,988	86	1,091
15 to 19 cows	15		250		129,378		15	8	76,390	10	13,431	-----	-------	6	637	15	340
20 to 29 cows	6	8	124	165	73,175	75,635	6	5	47,944	2	3,300	-----	-------	2	260	6	122
30 to 49 cows	3	2	112	70	82,670	43,500	3	3	63,375	2	6,856	-----	-------	1	200	3	136
Riley																	
Total	1,271	1,364	6,349	6,175	3,032,198	2,798,754	1,006	117	583,150	936	528,900	27	4,311	966	93,202	1,244	6,512
None	xxx	xxx	xxx	xxx	xxx	xxx	xxx	xxx	xxx	xxx	xxx	xxx	xxx	xxx	xxx	22	71
1 cow	170	491	170	754	89,541	345,973	45	5	364	38	3,740	4	358	104	7,140	160	233
2 cows	235		470		202,709		137	10	5,476	128	19,859	5	432	178	15,289	222	521
3 cows	182		546		237,756		163	9	5,153	160	45,074	6	237	145	12,181	172	569
4 cows	175	755	700	3,732	298,715	1,509,076	160	7	3,317	156	63,299	4	469	147	14,289	169	685
5 to 9 cows	392		2,495		1,125,177		384	36	73,022	369	251,970	7	2,790	319	35,924	385	2,457
10 to 14 cows	72	95	826	1,150	398,599	602,568	72	16	60,669	61	85,262	1	25	53	5,720	69	787
15 to 19 cows	14		216		137,755		14	8	45,577	10	23,099	-----	-------	8	1,099	14	228
20 to 29 cows	20	22	451	488	260,988	296,397	20	16	164,993	10	25,117	-----	-------	8	1,018	20	508
30 to 49 cows	8	-------	289	-------	161,458	----------	8	7	114,519	4	11,500	-----	-------	3	512	8	259
50 cows and over	3	1	186	51	119,500	44,740	3	3	110,060	-------	----------	-----	-------	1	30	3	196
Rooks																	
Total	1,000	1,198	5,824	6,637	2,314,772	2,870,165	910	51	90,011	880	531,123	19	1,967	747	67,470	987	6,138
None	xxx	xxx	xxx	xxx	xxx	xxx	xxx	xxx	xxx	xxx	xxx	xxx	xxx	xxx	xxx	17	60
1 cow	80	278	80	422	31,590	175,289	25	3	470	22	1,759	-----	-------	37	1,974	70	97
2 cows	109		218		81,168		84	4	670	80	13,493	2	357	73	6,161	99	246
3 cows	87		261		102,327		84	4	486	80	22,845	3	150	63	4,582	84	300
4 cows	123	763	492	4,254	212,993	1,807,007	121	4	2,650	119	48,795	2	80	92	7,126	122	542
5 to 9 cows	444		2,948		1,115,573		439	22	32,205	430	268,016	11	1,280	349	32,644	438	3,070
10 to 14 cows	138	157	1,511	1,961	637,951	887,869	138	12	40,630	132	140,904	1	100	118	13,113	138	1,497
15 cows and over	19		314		133,170		19	2	12,900	17	35,311	-----	-------	15	1,870	19	326
Rush																	
Total	950	1,031	5,064	5,948	1,822,028	2,531,455	806	48	84,743	780	394,165	20	1,913	769	53,827	938	5,233
None	xxx	xxx	xxx	xxx	xxx	xxx	xxx	xxx	xxx	xxx	xxx	xxx	xxx	xxx	xxx	9	19
1 cow	88	184	88	295	34,312	124,702	14	4	626	10	824	1	50	53	2,227	85	116
2 cows	121		242		85,781		70	1	320	67	8,551	4	425	89	5,165	115	294
3 cows	95		285		98,171		87	6	3,334	83	18,000	-----	-------	75	4,437	93	313
4 cows	114	706	456	3,891	163,284	1,705,242	109	2	2,275	108	39,142	3	80	98	6,978	112	470
5 to 9 cows	439		2,867		1,006,074		433	25	28,448	425	233,897	9	592	372	26,621	431	2,915
10 to 14 cows	79	141	883	1,762	330,646	701,511	79	9	35,740	74	74,939	3	766	69	6,520	79	862
15 cows and over	14		243		103,760		14	1	14,000	13	18,812	-----	-------	13	1,879	14	244
Russell																	
Total	1,051	1,168	5,080	6,956	2,079,753	2,589,899	892	90	114,018	861	457,804	15	3,534	888	72,478	1,048	5,814
None	xxx	xxx	xxx	xxx	xxx	xxx	xxx	xxx	xxx	xxx	xxx	xxx	xxx	xxx	xxx	12	22
1 cow	135	195	135	314	59,651	122,802	33	5	416	28	2,604	1	20	87	4,908	128	227
2 cows	127		254		102,881		83	7	608	79	14,260	3	858	111	8,409	128	331
3 cows	118		354		138,801		109	13	4,807	107	27,371	-----	-------	95	6,753	117	417
4 cows	181	810	724	4,528	288,493	1,667,479	178	11	1,637	177	66,549	4	710	158	13,062	177	828
5 to 9 cows	412		2,684		1,075,529		411	43	58,693	396	258,342	7	1,946	371	33,003	410	2,984
10 to 14 cows	69	163	768	2,114	317,650	799,618	69	8	24,320	66	73,019	-----	-------	59	5,376	69	806
15 cows and over	9		161		98,748		9	3	23,537	8	17,659	-----	-------	7	967	9	199

TABLE 19.—COWS MILKED AND MILK PRODUCED, 1939 AND 1929; DAIRY PRODUCTS SOLD AND BUTTER CHURNED, 1939; AND COWS KEPT FOR MILK APR. 1, 1940; BY NUMBER OF COWS MILKED, BY COUNTIES—Continued

(For explanation and definitions, see text)

STATE OR COUNTY AND NUMBER OF COWS MILKED	COWS MILKED				MILK PRODUCED (GALLONS)		DAIRY PRODUCTS SOLD, 1939						BUTTER CHURNED ON FARMS, 1939		COWS KEPT MAINLY FOR MILK PRODUCTION, APR. 1, 1940	
	Farms reporting		Number				Whole milk sold		Cream sold		Butter sold					
	1939	1929	1939	1929	1939	1929	Farms reporting	Farms reporting	Gallons	Farms reporting	Pounds of butterfat	Farms reporting	Pounds	Farms reporting	Pounds	Farms reporting	Number
KANSAS—Contd.																	
Saline																	
Total	1,328	1,472	6,970	7,419	3,026,729	3,122,523	1,109	264	936,064	879	441,783	39	5,579	777	79,109	1,315	7,072
None	xxx	xxx	xxx	xxx	xxx	xxx	xxx	xxx	xxx	xxx	xxx	xxx	xxx	xxx	xxx	19	37
1 cow	159	421	159	645	75,108	275,695	44	7	2,262	34	3,412	3	100	71	5,077	147	195
2 cows	183		366		151,461		126	20	8,032	106	20,008	8	714	123	10,645	176	392
3 cows	182		546		224,601		155	17	13,615	139	41,439	7	536	112	10,768	176	586
4 cows	184	876	736	4,433	305,820	1,832,131	177	29	31,170	156	57,827	8	1,225	131	13,617	184	782
5 to 9 cows	469		2,999		1,151,283		456	114	238,318	362	220,451	10	2,094	277	31,125	463	2,987
10 to 14 cows	107	155	1,214	1,884	552,264	792,767	107	48	228,458	66	69,282	2	660	53	6,678	106	1,195
15 to 19 cows	24		392		208,200		24	13	127,685	11	17,652	—	—	7	589	24	386
20 to 29 cows	14	18	319	387	199,160	189,330	14	10	140,720	4	10,512	1	250	3	610	14	313
30 cows and over	6	2	239	70	158,832	32,600	6	6	145,804	1	1,200	—	—	—	—	6	199
Scott																	
Total	338	376	1,591	2,427	589,449	1,089,654	238	28	39,790	227	122,163	8	784	292	25,588	331	1,690
None	xxx	xxx	xxx	xxx	xxx	xxx	xxx	xxx	xxx	xxx	xxx	xxx	xxx	xxx	xxx	9	44
1 cow	62	70	62	110	25,835	57,421	10	—	—	10	784	—	—	42	2,494	53	80
2 cows	57		114		41,138		26	—	—	25	3,725	2	130	49	4,204	54	135
3 cows	28		84		33,365		24	5	1,200	20	5,711	1	80	27	2,649	28	92
4 cows	45	221	180	1,201	56,835	538,753	40	4	2,775	39	12,197	—	—	41	3,434	44	176
5 to 9 cows	116		741		275,265		108	11	4,320	106	63,230	4	470	109	10,392	113	730
10 to 14 cows	23	79	245	958	95,391	426,880	23	4	1,370	22	26,316	—	—	19	1,853	23	288
15 to 19 cows	3		49		16,280		3	2	9,000	2	3,300	1	104	3	312	3	51
20 cows and over	4	6	116	158	45,340	66,600	4	2	21,125	3	6,900	—	—	2	250	4	114
Sedgwick																	
Total	2,605	2,775	14,058	14,142	6,754,187	6,953,858	2,064	722	2,969,034	1,420	768,391	124	25,866	1,354	146,026	2,544	15,306
None	xxx	xxx	xxx	xxx	xxx	xxx	xxx	xxx	xxx	xxx	xxx	xxx	xxx	xxx	xxx	55	147
1 cow	451	869	451	1,267	210,829	582,137	111	43	7,676	56	5,064	26	1,574	222	15,922	396	634
2 cows	378		756		325,343		255	59	25,795	190	35,779	20	1,915	233	19,913	382	874
3 cows	274		822		339,391		239	59	46,158	189	55,253	15	2,163	163	16,818	262	918
4 cows	289	1,583	1,156	8,252	477,339	3,933,444	268	60	72,746	209	84,182	20	5,866	156	18,229	276	1,274
5 to 9 cows	862		5,577		2,486,913		842	270	708,980	616	411,097	38	11,406	458	58,432	847	6,091
10 to 14 cows	228	273	2,513	3,266	1,264,032	1,631,657	227	121	662,394	128	128,749	2	1,452	97	12,808	226	2,689
15 to 19 cows	67		1,098		643,050		66	58	534,329	20	31,503	1	830	14	2,105	65	1,058
20 to 29 cows	34	38	779	854	471,528	493,840	34	31	426,086	7	11,900	—	—	6	355	33	800
30 to 49 cows	19	8	666	285	554,162	181,455	19	18	313,670	5	4,864	2	660	4	1,344	19	641
50 cows and over	3	4	240	218	181,600	131,325	3	3	171,200	—	—	—	—	1	200	3	180
Seward																	
Total	353	440	1,525	2,015	821,593	840,926	251	23	84,385	238	149,198	6	812	299	25,453	348	1,510
None	xxx	xxx	xxx	xxx	xxx	xxx	xxx	xxx	xxx	xxx	xxx	xxx	xxx	xxx	xxx	5	21
1 cow	68	146	68	214	39,225	91,506	9	1	700	8	786	1	25	58	3,465	62	79
2 cows	66		132		68,893		33	2	1,120	32	6,727	—	—	55	4,491	64	139
3 cows	40		120		64,260		32	4	3,380	29	10,009	1	312	34	3,283	38	131
4 cows	40	257	160	1,276	96,110	509,530	39	1	1,300	39	20,661	—	—	38	2,767	40	159
5 to 9 cows	116		727		390,220		115	4	4,327	114	88,751	3	215	97	9,441	116	705
10 to 14 cows	16	32	175	382	90,470	161,590	16	6	17,269	13	17,920	1	260	14	1,652	16	164
15 to 19 cows	4		68		38,415		4	3	29,250	2	2,440	—	—	2	254	4	51
20 to 29 cows	3	2	75	43	34,000	23,100	3	2	27,039	1	1,904	—	—	1	100	3	61
30 to 49 cows	—	3	—	100	—	55,200	—	—	—	—	—	—	—	—	—	—	—
Shawnee																	
Total	1,694	1,831	8,887	11,324	4,770,914	6,238,784	1,183	528	2,539,286	704	376,238	55	10,572	889	88,241	1,655	9,492
None	xxx	xxx	xxx	xxx	xxx	xxx	xxx	xxx	xxx	xxx	xxx	xxx	xxx	xxx	xxx	45	107
1 cow	427	627	427	910	212,422	463,246	87	33	7,503	45	4,468	14	926	239	18,476	387	533
2 cows	318		636		286,107		197	51	28,543	143	29,297	15	1,369	219	20,010	296	675
3 cows	170		510		229,753		141	44	39,720	101	29,113	7	730	110	10,721	165	565
4 cows	151	845	604	4,637	287,083	2,380,154	141	51	78,054	104	45,624	2	140	82	6,955	148	662
5 to 9 cows	383		2,459		1,157,690		373	155	401,193	235	159,245	11	3,497	195	23,512	375	2,585
10 to 14 cows	135	277	1,535	3,495	851,037	1,898,635	134	97	564,090	51	58,072	3	1,310	32	4,377	134	1,587
15 to 19 cows	50		805		486,836		50	44	398,504	10	15,426	—	—	4	690	48	812
20 to 29 cows	37	60	869	1,328	576,776	812,884	37	31	441,448	8	27,226	1	400	5	1,250	35	882
30 to 49 cows	14	16	491	565	251,245	400,273	14	13	187,720	4	5,500	1	1,000	1	1,000	13	483
50 cows and over	9	6	551	389	431,965	283,592	9	9	392,531	3	4,267	1	1,200	2	1,450	9	601
Sheridan																	
Total	737	871	4,565	5,520	1,711,965	2,330,230	659	24	36,180	626	386,936	14	1,502	652	58,196	733	4,645
None	xxx	xxx	xxx	xxx	xxx	xxx	xxx	xxx	xxx	xxx	xxx	xxx	xxx	xxx	xxx	9	35
1 cow	57	161	57	249	19,391	112,190	13	2	520	11	723	1	40	35	1,491	51	73
2 cows	63		126		48,259		37	5	890	34	6,593	2	150	56	4,328	63	150
3 cows	65		195		66,555		52	1	180	51	11,651	1	50	54	3,973	64	212
4 cows	84	550	336	3,158	139,880	1,356,970	76	—	—	76	26,668	—	—	73	5,288	81	334
5 to 9 cows	358		2,371		869,655		351	13	11,470	346	207,481	7	860	334	31,915	357	2,439
10 to 14 cows	78	145	865	1,767	331,910	720,980	78	3	7,740	77	78,702	3	402	72	7,384	77	855
15 to 19 cows	20		323		117,595		20	1	4,380	20	27,188	—	—	17	2,413	19	277
20 cows and over	12	15	292	346	128,720	140,090	12	1	11,000	11	27,930	—	—	11	1,404	12	270
Sherman																	
Total	549	624	3,549	3,316	1,678,161	1,300,083	463	15	90,575	454	374,346	8	1,467	483	48,419	524	3,529
None	xxx	xxx	xxx	xxx	xxx	xxx	xxx	xxx	xxx	xxx	xxx	xxx	xxx	xxx	xxx	6	16
1 cow	44	169	44	269	19,442	107,333	5	2	162	2	110	1	120	28	1,848	38	73
2 cows	68		136		63,714		36	—	—	36	9,058	1	50	49	4,125	60	138
3 cows	42		126		56,305		32	1	300	31	12,516	1	40	39	3,925	39	152
4 cows	56	373	224	1,945	107,390	754,991	54	—	—	54	24,492	—	—	51	4,420	53	227
5 to 9 cows	229		1,526		709,284		226	5	12,255	224	168,983	3	907	214	21,907	221	1,523
10 to 14 cows	79	76	893	950	442,644	364,739	79	2	16,500	78	106,869	1	100	73	8,532	77	864
15 to 19 cows	19		308		138,658		19	2	12,000	18	33,503	—	—	19	1,885	19	299
20 cows and over	12	6	292	152	140,724	73,020	12	3	49,358	11	18,815	1	250	10	1,777	11	237

TABLE 19.—COWS MILKED AND MILK PRODUCED, 1939 AND 1929; DAIRY PRODUCTS SOLD AND BUTTER CHURNED, 1939; AND COWS KEPT FOR MILK APR. 1, 1940; BY NUMBER OF COWS MILKED, BY COUNTIES—Continued

(For explanation and definitions, see text)

STATE OR COUNTY AND NUMBER OF COWS MILKED	COWS MILKED				MILK PRODUCED (GALLONS)		DAIRY PRODUCTS SOLD, 1939							BUTTER CHURNED ON FARMS, 1939		COWS KEPT MAINLY FOR MILK PRODUCTION, APR. 1, 1940	
	Farms reporting		Number					Whole milk sold		Cream sold		Butter sold					
	1939	1929	1939	1929	1939	1929	Farms reporting	Farms reporting	Gallons	Farms reporting	Pounds of butterfat	Farms reporting	Pounds	Farms reporting	Pounds	Farms reporting	Number
KANSAS—Contd.																	
Smith																	
Total	1,611	2,078	8,108	10,806	3,556,231	4,788,311	1,426	38	64,434	1,402	746,495	41	6,214	1,469	129,957	1,605	8,991
None	xxx	xxx	xxx	xxx	xxx	xxx	xxx	xxx	xxx	xxx	xxx	xxx	xxx	xxx	xxx	24	85
1 cow	152	453	152	721	73,608	313,430	46	3	540	41	4,007	3	90	119	6,700	142	229
2 cows	184		368		158,631		136	5	1,055	131	26,603	1	25	153	10,942	175	439
3 cows	179		537		236,506		166	———	———	166	43,045	5	385	163	12,648	175	633
4 cows	237	1,439	948	7,743	393,206	3,424,032	233	9	7,004	228	87,292	7	704	214	17,114	232	1,079
5 to 9 cows	736		4,693		2,019,587		725	14	19,220	715	445,731	20	3,833	700	66,517	754	5,122
10 to 14 cows	110	186	1,194	2,342	536,898	1,050,849	109	3	8,775	109	118,266	4	1,302	107	14,101	110	1,181
15 cows and over	13		216		117,795		13	4	27,840	12	21,549	1	75	13	1,935	13	224
Stafford																	
Total	1,119	1,171	5,100	5,719	2,215,221	2,621,922	951	96	172,713	862	438,635	30	3,629	840	81,459	1,090	5,171
None	xxx	xxx	xxx	xxx	xxx	xxx	xxx	xxx	xxx	xxx	xxx	xxx	xxx	xxx	xxx	12	35
1 cow	148	267	148	411	74,675	201,074	44	6	1,555	35	4,244	3	350	98	6,571	130	184
2 cows	160		320		141,131		105	8	4,751	97	19,067	5	150	121	10,317	152	362
3 cows	148		444		185,727		132	15	9,349	123	35,070	4	161	110	10,498	144	454
4 cows	159	834	636	4,378	272,723	1,986,484	151	10	15,110	144	58,108	1	112	114	10,221	154	694
5 to 9 cows	440		2,767		1,181,459		435	46	92,128	408	246,390	16	2,796	347	38,395	436	2,749
10 to 14 cows	53	62	588	741	261,966	324,314	53	6	27,925	47	57,968	1	60	41	4,157	52	507
15 to 19 cows	8		131		61,530		8	4	12,790	7	12,523	———	———	7	1,140	7	120
20 to 29 cows	3	7	66	157	36,010	90,050	3	1	9,125	3	5,265	———	———	2	160	3	66
30 to 49 cows	———	1	———	32	———	20,000	———	———	———	———	———	———	———	———	———	———	———
Stanton																	
Total	124	237	384	941	133,825	366,295	88	13	1,792	59	20,874	7	395	88	10,255	124	377
None	xxx	xxx	xxx	xxx	xxx	xxx	xxx	xxx	xxx	xxx	xxx	xxx	xxx	xxx	xxx	10	15
1 cow	36	104	36	162	15,145	69,030	5	3	205	3	125	1	10	16	1,214	34	51
2 cows	30		60		26,255		12	2	246	9	1,032	1	25	22	2,768	27	58
3 cows	17		51		20,070		12	2	820	10	1,838	1	10	15	1,502	16	55
4 cows	4	133	16	779	7,175	297,265	4	1	100	4	1,268	———	———	2	651	4	14
5 cows and over	37		221		65,180		38	5	421	33	16,611	4	350	33	4,120	33	184
Stevens																	
Total	317	520	1,370	2,469	660,687	1,181,631	226	6	33,650	213	132,960	18	6,548	270	27,039	315	1,395
None	xxx	xxx	xxx	xxx	xxx	xxx	xxx	xxx	xxx	xxx	xxx	xxx	xxx	xxx	xxx	5	7
1 cow	68	162	68	252	30,832	113,520	9	1	600	6	689	2	100	51	2,791	82	87
2 cows	42		84		33,567		20	———	———	16	2,956	6	709	39	3,278	41	102
3 cows	37		111		47,363		30	2	2,500	26	6,813	3	415	29	2,337	37	112
4 cows	34	308	136	1,601	62,853	776,521	33	———	———	33	15,910	4	294	27	2,160	34	150
5 to 9 cows	122		755		366,288		120	1	300	120	89,366	2	30	113	10,343	122	739
10 to 14 cows	10	48	111	547	56,610	263,690	10	———	———	10	14,334	———	———	8	974	10	111
15 to 19 cows	1		17		8,800		1	———	———	1	1,560	———	———	———	———	1	17
20 cows and over	3	2	88	69	54,374	27,900	3	2	30,250	1	1,532	1	5,000	3	5,156	3	70
Sumner																	
Total	2,452	2,604	12,419	12,213	5,095,997	5,135,147	2,058	307	829,607	1,780	1,045,809	79	19,922	1,439	141,343	2,410	12,712
None	xxx	xxx	xxx	xxx	xxx	xxx	xxx	xxx	xxx	xxx	xxx	xxx	xxx	xxx	xxx	34	99
1 cow	355	774	355	1,191	166,368	518,774	103	19	4,238	81	7,903	9	916	154	10,440	329	486
2 cows	299		598		249,550		202	22	11,043	178	36,674	10	898	166	13,318	286	697
3 cows	281		843		336,159		255	28	25,674	228	70,167	11	1,586	171	15,857	270	866
4 cows	322	1,618	1,288	8,327	507,060	3,472,585	310	36	44,134	272	120,432	13	3,163	206	20,802	312	1,327
5 to 9 cows	930		5,977		2,358,563		923	126	239,192	816	552,220	29	10,849	584	61,420	916	6,028
10 to 14 cows	207	203	2,286	2,475	931,560	1,031,688	207	46	189,759	172	198,275	7	2,510	131	16,998	206	2,225
15 to 19 cows	40		633		282,762		40	17	120,842	27	43,781	———	———	22	1,833	39	588
20 to 29 cows	14	7	298	145	194,550	69,500	14	10	143,725	5	14,157	———	———	4	650	14	304
30 to 49 cows	4	2	141	75	69,425	42,600	4	3	51,000	1	2,200	———	———	1	25	4	92
Thomas																	
Total	606	682	3,416	3,747	1,499,458	1,673,275	476	19	73,607	459	304,783	29	3,928	495	47,848	603	3,362
None	xxx	xxx	xxx	xxx	xxx	xxx	xxx	xxx	xxx	xxx	xxx	xxx	xxx	xxx	xxx	13	36
1 cow	80	178	80	269	37,047	116,559	15	———	———	13	1,286	2	41	51	3,547	75	103
2 cows	87		174		75,023		47	———	———	45	8,420	4	287	77	6,637	87	195
3 cows	58		174		72,024		52	4	2,210	48	14,126	4	244	48	4,348	54	173
4 cows	51	407	204	2,211	90,881	990,491	44	1	350	44	19,893	1	50	42	4,137	48	195
5 to 9 cows	238		1,548		686,566		228	6	13,717	222	146,732	12	2,566	203	20,926	256	1,550
10 to 14 cows	66	92	738	1,117	310,443	494,295	65	4	8,450	63	68,462	4	490	55	5,964	66	713
15 to 19 cows	18		286		114,425		17	1	7,000	17	27,754	2	250	15	1,706	16	259
20 cows and over	8	5	210	150	113,049	71,930	8	3	41,880	7	18,110	———	———	4	583	8	158
Trego																	
Total	752	885	4,425	5,533	1,631,673	2,542,189	665	20	23,224	651	386,744	18	2,084	667	53,361	736	4,604
None	xxx	xxx	xxx	xxx	xxx	xxx	xxx	xxx	xxx	xxx	xxx	xxx	xxx	xxx	xxx	5	8
1 cow	71	160	71	243	27,642	117,790	19	3	475	14	2,030	2	85	48	2,462	64	104
2 cows	50		100		38,004		33	5	892	30	4,517	———	———	42	2,736	47	120
3 cows	68		204		80,195		59	———	———	58	15,215	2	410	60	4,984	65	234
4 cows	101	562	404	3,247	151,043	1,525,422	92	———	———	92	34,273	1	30	91	5,516	98	423
5 to 9 cows	361		2,417		897,731		361	9	12,347	356	219,872	10	1,156	329	28,294	358	2,552
10 to 14 cows	81	155	885	1,867	313,763	813,107	81	1	460	81	77,333	3	383	77	6,142	81	862
15 to 19 cows	17		279		100,760		17	2	9,050	17	25,400	———	———	17	2,837	17	246
20 to 29 cows	3	8	65	176	22,537	85,870	3	———	———	3	8,304	———	———	3	410	3	55

TABLE 19.—COWS MILKED AND MILK PRODUCED, 1939 AND 1929; DAIRY PRODUCTS SOLD AND BUTTER CHURNED, 1939; AND COWS KEPT FOR MILK APR. 1, 1940; BY NUMBER OF COWS MILKED, BY COUNTIES—Continued

(For explanation and definitions, see text)

STATE OR COUNTY AND NUMBER OF COWS MILKED	COWS MILKED				MILK PRODUCED (GALLONS)		DAIRY PRODUCTS SOLD, 1939							BUTTER CHURNED ON FARMS, 1939		COWS KEPT MAINLY FOR MILK PRODUCTION, APR. 1, 1940	
	Farms reporting		Number					Whole milk sold		Cream sold		Butter sold					
	1939	1929	1939	1929	1939	1929	Farms reporting	Farms reporting	Gallons	Farms reporting	Pounds of butterfat	Farms reporting	Pounds	Farms reporting	Pounds	Farms reporting	Number
KANSAS—Contd.																	
Wabaunsee																	
Total	1,275	1,483	5,785	6,986	2,609,702	3,161,193	1,070	77	214,908	994	529,089	47	10,024	1,030	106,186	1,261	6,179
None	xxx	xxx	xxx	xxx	xxx	xxx	xxx	xxx	xxx	xxx	xxx	xxx	xxx	xxx	xxx	16	45
1 cow	157	451	157	659	81,731	311,822	39	3	366	35	4,367	3	138	113	7,431	146	212
2 cows	216		452		186,971		156	4	3,470	145	25,771	10	873	183	16,381	209	489
3 cows	196		588		265,915		187	6	7,590	161	55,183	10	1,330	163	16,729	193	690
4 cows	192	928	768	4,693	318,624	2,143,880	183	10	9,614	175	66,009	5	615	159	15,001	188	836
5 to 9 cows	427		2,750		1,226,738		418	33	76,465	388	276,826	12	2,718	347	38,984	423	2,825
10 to 14 cows	69	117	771	1,596	385,155	611,691	69	12	58,940	59	69,997	6	3,790	54	9,841	69	787
15 to 19 cows	11		186		86,377		11	5	27,365	6	16,674	—	—	7	669	10	168
20 to 29 cows	7	3	153	60	78,191	25,000	7	4	31,100	5	14,262	1	560	4	1,170	7	127
30 to 49 cows	—	3	—	99	—	43,800	—	—	—	—	—	—	—	—	—	—	—
50 to 74 cows	—	1	—	59	—	25,000	—	—	—	—	—	—	—	—	—	—	—
Wallace																	
Total	263	326	1,460	2,290	575,006	798,042	205	7	13,288	199	128,801	4	240	225	20,142	250	1,521
None	xxx	xxx	xxx	xxx	xxx	xxx	xxx	xxx	xxx	xxx	xxx	xxx	xxx	xxx	xxx	6	20
1 cow	36	66	36	108	14,545	39,296	7	2	382	4	175	1	80	21	1,111	31	39
2 cows	31		62		19,390		11	1	400	9	937	1	68	21	1,212	28	78
3 cows	32		96		43,605		25	—	—	25	8,035	1	20	28	2,325	30	116
4 cows	28	176	112	1,039	43,989	351,358	26	1	456	26	9,969	—	—	27	2,750	28	139
5 to 9 cows	90		577		230,784		90	1	5,000	89	51,770	1	72	87	8,021	84	616
10 to 14 cows	37	84	425	1,145	168,665	407,388	37	—	—	37	44,513	—	—	34	3,729	35	391
15 cows and over	9		154		56,028		9	2	7,050	9	13,402	—	—	7	994	8	122
Washington																	
Total	2,301	2,501	12,370	13,791	5,134,238	6,908,242	2,097	203	330,787	1,951	1,232,353	21	5,798	1,419	133,379	2,292	12,999
None	xxx	xxx	xxx	xxx	xxx	xxx	xxx	xxx	xxx	xxx	xxx	xxx	xxx	xxx	xxx	42	103
1 cow	179	510	179	839	72,790	443,770	52	8	1,334	44	4,138	—	—	104	6,612	163	256
2 cows	262		524		213,011		211	20	9,028	196	38,136	1	25	160	12,045	249	598
3 cows	239		717		288,879		225	26	18,034	204	62,489	4	433	149	10,807	238	807
4 cows	319	1,711	1,276	9,402	535,122	4,647,651	315	35	38,515	291	118,514	5	262	191	17,545	313	1,369
5 to 9 cows	1,073		6,898		2,735,059		1,065	87	129,666	1,000	690,809	11	3,418	667	67,184	1,061	7,122
10 to 14 cows	196	266	2,191	3,192	956,906	1,590,072	196	20	62,990	185	243,014	2	1,660	127	16,012	194	2,159
15 to 19 cows	25		405		203,339		25	4	17,830	25	51,717	—	—	18	2,770	24	400
20 cows and over	8	14	182	358	129,132	226,749	8	3	53,390	6	25,536	—	—	3	404	8	185
Wichita																	
Total	262	298	1,411	2,055	589,188	790,471	205	8	17,681	198	120,162	8	898	232	18,017	259	1,485
None	xxx	xxx	xxx	xxx	xxx	xxx	xxx	xxx	xxx	xxx	xxx	xxx	xxx	xxx	xxx	8	35
1 cow	27	53	27	89	12,530	41,340	1	1	5	—	—	—	—	17	617	23	36
2 cows	34		68		25,407		15	—	—	13	1,931	2	204	30	2,019	33	81
3 cows	37		111		45,281		30	—	—	30	8,852	1	10	33	2,191	35	130
4 cows	33	174	132	978	45,041	374,511	29	1	16	29	9,822	1	100	31	2,204	32	133
5 to 9 cows	96		635		261,617		95	5	7,660	92	57,909	3	579	89	7,424	94	628
10 to 14 cows	26	63	287	793	111,710	328,570	26	—	—	26	24,164	1	5	23	2,322	25	282
15 to 19 cows	9		151		87,602		9	1	10,000	8	17,484	—	—	9	1,240	9	160
20 to 29 cows	—	7	—	161	—	43,050	—	—	—	—	—	—	—	—	—	—	—
30 to 49 cows	—	1	—	34	—	3,000	—	—	—	—	—	—	—	—	—	—	—
Wilson																	
Total	1,648	1,649	8,006	8,130	3,435,342	3,488,378	1,366	139	327,921	1,254	722,575	40	15,152	1,236	115,688	1,607	8,579
None	xxx	xxx	xxx	xxx	xxx	xxx	xxx	xxx	xxx	xxx	xxx	xxx	xxx	xxx	xxx	34	95
1 cow	269	517	269	792	136,082	326,655	87	11	1,283	71	10,818	9	1,052	187	13,251	245	343
2 cows	244		488		223,492		169	15	5,911	158	37,050	6	620	193	15,760	225	569
3 cows	174		522		252,805		161	17	14,702	148	47,712	3	600	139	11,187	170	566
4 cows	169	961	676	5,054	301,022	2,161,894	164	18	16,396	150	69,403	—	—	136	11,084	164	741
5 to 9 cows	629		4,061		1,673,886		622	48	110,381	589	396,153	16	3,845	464	43,224	608	4,250
10 to 14 cows	133	156	1,460	1,896	617,485	831,529	133	22	93,257	114	126,053	4	6,200	100	16,768	132	1,475
15 to 19 cows	22		347		144,010		22	2	11,616	20	28,750	2	2,855	13	4,095	21	342
20 to 29 cows	8	13	183	305	106,560	128,300	8	6	74,375	4	6,656	—	—	4	319	8	198
30 to 49 cows	—	2	—	83	—	40,000	—	—	—	—	—	—	—	—	—	—	—
Woodson																	
Total	957	1,026	4,207	4,518	1,681,500	1,886,565	720	99	219,516	654	285,955	19	4,812	767	61,227	881	4,425
None	xxx	xxx	xxx	xxx	xxx	xxx	xxx	xxx	xxx	xxx	xxx	xxx	xxx	xxx	xxx	15	51
1 cow	154	357	154	551	68,517	250,961	26	2	680	25	2,275	—	—	121	6,372	131	250
2 cows	167		334		128,510		91	9	4,617	85	11,684	2	204	132	9,350	146	369
3 cows	125		375		147,698		110	11	7,072	100	27,326	1	50	105	7,376	109	402
4 cows	134	599	536	3,069	214,761	1,268,357	123	9	6,855	114	40,140	4	626	113	9,325	123	551
5 to 9 cows	307		1,934		745,619		300	44	77,432	264	158,035	8	774	250	20,898	289	1,997
10 to 14 cows	57	68	635	858	267,260	343,672	57	17	57,085	39	38,834	3	2,630	38	6,857	55	571
15 to 19 cows	9		145		65,435		9	3	24,900	6	7,545	—	—	6	419	9	144
20 cows and over	4	2	94	40	43,700	23,575	4	4	40,875	1	116	1	528	2	652	4	90
Wyandotte																	
Total	921	852	3,245	4,125	2,260,842	2,901,567	381	229	1,380,951	117	76,339	89	11,519	494	56,228	870	3,313
None	xxx	xxx	xxx	xxx	xxx	xxx	xxx	xxx	xxx	xxx	xxx	xxx	xxx	xxx	xxx	28	47
1 cow	465	581	465	725	270,750	411,941	71	36	6,873	6	570	40	2,883	296	27,588	411	472
2 cows	198		396		211,336		85	37	19,927	32	6,692	28	4,175	111	15,219	178	380
3 cows	77		231		128,755		56	23	26,206	29	10,259	11	1,100	47	5,422	76	263
4 cows	31	145	124	688	60,745	414,241	26	13	17,235	14	6,872	2	500	13	1,910	29	116
5 to 9 cows	76		499		331,157		69	48	209,910	26	18,520	7	2,511	23	5,259	76	510
10 to 14 cows	30	69	359	901	256,840	587,665	30	29	241,160	1	2,000	—	—	2	230	30	373
15 to 19 cows	14		231		168,831		14	14	155,025	—	—	—	—	1	100	13	206
20 to 29 cows	17	35	382	837	324,900	635,090	17	17	310,840	4	2,755	—	—	—	—	17	402
30 to 49 cows	10	19	373	669	358,225	643,645	10	10	313,825	3	11,730	1	350	1	500	9	332
50 to 74 cows	3	4	185	227	149,323	148,985	3	2	79,950	2	16,941	—	—	—	—	3	212
75 to 99 cows	—	1	—	80	—	62,000	—	—	—	—	—	—	—	—	—	—	—

TABLE 19.—COWS MILKED AND MILK PRODUCED, 1939 AND 1929; DAIRY PRODUCTS SOLD AND BUTTER CHURNED, 1939; AND COWS KEPT FOR MILK APR. 1, 1940; BY NUMBER OF COWS MILKED, BY COUNTIES—Continued

(For explanation and definitions, see text)

STATE OR COUNTY AND NUMBER OF COWS MILKED	COWS MILKED				MILK PRODUCED (GALLONS)		DAIRY PRODUCTS SOLD, 1939							BUTTER CHURNED ON FARMS, 1939		COWS KEPT MAINLY FOR MILK PRODUCTION, APR. 1, 1940	
	Farms reporting		Number					Whole milk sold		Cream sold		Butter sold					
	1939	1929	1939	1929	1939	1929	Farms reporting	Farms reporting	Gallons	Farms reporting	Pounds of butterfat	Farms reporting	Pounds	Farms reporting	Pounds	Farms reporting	Number
KENTUCKY																	
Total	204,950	190,060	514,665	488,562	208,971,146	210,623,997	85,505	21,366	49,997,776	58,434	17,054,179	13,091	1,874,936	174,552	19,967,338	201,709	547,151
None	xxx	xxx	xxx	xxx	xxx	xxx	xxx	xxx	xxx	xxx	xxx	xxx	xxx	xxx	xxx	4,887	9,585
1 cow	92,600	132,214	92,600	181,413	39,207,993	78,691,415	14,541	2,641	394,279	9,074	819,537	4,449	298,182	83,168	7,985,109	87,019	105,101
2 cows	53,889		107,778		40,495,240		23,606	3,872	1,442,836	17,529	2,759,502	4,292	432,401	47,077	5,912,927	52,471	115,349
3 cows	21,493		64,479		23,617,763		14,753	2,812	1,943,520	11,308	2,749,987	1,752	254,092	17,828	2,274,168	21,074	67,332
4 cows	13,343	52,816	53,372	232,655	19,444,035	96,066,086	10,858	2,538	2,616,788	8,097	2,732,759	992	194,936	10,612	1,353,988	13,084	54,123
5 to 9 cows	18,411		113,600		43,337,150		16,580	5,789	12,048,945	10,781	5,863,220	1,282	414,926	13,194	1,852,368	18,053	112,570
10 to 14 cows	3,156	4,203	35,733	51,744	15,981,367	23,647,497	3,123	1,944	9,250,524	1,269	1,349,637	175	122,586	1,791	322,585	3,099	35,020
15 to 19 cows	980		15,985		8,263,111		970	776	6,222,288	226	372,926	65	60,384	447	117,092	963	16,228
20 to 29 cows	714	582	16,310	13,121	9,347,226	6,662,717	710	644	7,884,326	101	236,363	55	58,084	316	95,179	700	16,441
30 to 49 cows	312	200	11,034	6,825	6,688,523	3,888,067	312	301	5,860,461	41	113,657	22	31,858	108	44,276	307	11,081
50 to 74 cows	38	36	2,133	2,010	1,485,973	1,227,062	38	35	1,325,546	5	43,165	3	1,900	7	2,609	38	2,499
75 to 99 cows	6	7	479	569	340,199	285,528	6	6	271,079	2	9,826	4	5,587	4	7,037	6	628
100 cows and over	8	2	1,162	225	764,566	155,625	8	8	737,184	1	3,600	—	—	—	—	8	1,194
Adair																	
Total	2,778	2,324	6,438	4,459	2,327,518	1,599,264	1,247	49	39,950	1,126	291,210	144	12,168	2,627	296,423	2,745	6,850
None	xxx	xxx	xxx	xxx	xxx	xxx	xxx	xxx	xxx	xxx	xxx	xxx	xxx	xxx	xxx	67	142
1 cow	1,189	1,861	1,189	2,505	450,126	956,577	209	10	1,126	165	12,838	46	3,219	1,140	111,022	1,119	1,291
2 cows	744		1,488		522,187		342	8	2,155	311	43,125	49	3,456	697	85,287	726	1,611
3 cows	349		1,047		384,522		259	7	3,500	238	52,511	24	2,664	328	41,623	344	1,082
4 cows	210	453	840	1,831	289,325	602,877	177	5	1,815	167	48,104	13	1,579	197	25,223	208	813
5 to 9 cows	264		1,606		568,014		239	14	10,730	226	115,819	11	950	247	31,020	259	1,608
10 cows and over	22	10	268	123	113,344	39,810	21	5	20,624	19	18,813	1	300	18	2,248	22	303
Allen																	
Total	2,103	2,103	4,289	4,046	1,435,775	1,540,202	828	153	193,301	648	98,669	80	10,006	1,864	165,884	2,146	4,699
None	xxx	xxx	xxx	xxx	xxx	xxx	xxx	xxx	xxx	xxx	xxx	xxx	xxx	xxx	xxx	84	124
1 cow	1,077	1,703	1,077	2,169	382,771	852,539	194	13	1,246	163	10,212	27	1,518	984	74,552	1,040	1,304
2 cows	574		1,148		374,880		276	35	12,297	226	24,355	27	2,057	509	48,636	572	1,270
3 cows	191		573		174,190		141	27	15,102	114	18,384	10	905	171	17,357	190	566
4 cows	127	378	508	1,591	156,974	566,810	95	21	20,765	73	16,619	6	448	105	10,032	126	499
5 to 9 cows	118		738		244,810		107	47	77,191	67	25,944	4	190	82	9,035	118	692
10 to 14 cows	7	22	80	286	22,755	120,853	7	2	5,650	5	3,155	2	1,175	6	1,906	7	80
15 to 19 cows	5		83		33,800		4	4	28,700	—	—	1	1,200	3	1,700	5	79
20 to 29 cows	4	—	92	—	45,595	—	4	4	34,350	—	—	3	2,512	4	2,666	4	85
Anderson																	
Total	1,209	1,194	4,777	4,368	1,551,914	1,901,651	894	702	907,126	172	60,751	25	5,635	863	49,019	1,189	5,117
None	xxx	xxx	xxx	xxx	xxx	xxx	xxx	xxx	xxx	xxx	xxx	xxx	xxx	xxx	xxx	25	59
1 cow	254	538	254	821	82,595	374,364	46	30	8,395	9	690	7	322	167	8,232	236	324
2 cows	254		508		160,146		176	126	51,571	42	4,959	8	1,671	195	10,932	239	541
3 cows	180		540		169,022		163	128	82,496	34	9,188	1	15	131	6,401	176	560
4 cows	151	596	604	2,798	186,921	1,228,406	147	115	97,880	31	10,041	2	600	114	6,202	150	632
5 to 9 cows	288		1,810		571,928		281	231	369,215	46	25,654	6	2,952	211	14,289	284	1,873
10 to 14 cows	62	58	695	707	254,830	283,881	61	52	186,760	10	10,219	1	75	39	2,513	60	741
15 to 19 cows	16		258		91,749		16	16	78,734	—	—	—	—	6	450	15	277
20 cows and over	4	2	108	40	34,725	15,000	4	4	32,075	—	—	—	—	—	—	4	110
Ballard																	
Total	1,140	1,017	4,281	3,787	1,826,655	1,790,911	811	192	408,350	587	312,352	57	12,220	774	76,518	1,080	4,448
None	xxx	xxx	xxx	xxx	xxx	xxx	xxx	xxx	xxx	xxx	xxx	xxx	xxx	xxx	xxx	27	94
1 cow	311	499	311	683	128,307	317,398	90	11	1,536	64	6,835	19	1,508	258	23,304	280	395
2 cows	224		448		158,880		150	28	7,490	112	21,175	14	1,522	163	16,239	206	476
3 cows	135		405		164,815		122	19	8,698	99	34,375	6	1,433	83	7,501	129	425
4 cows	139	457	556	2,251	222,136	1,031,926	130	23	18,425	104	50,861	7	1,427	90	8,928	134	566
5 to 9 cows	271		1,677		673,358		259	75	113,446	183	143,961	9	6,120	153	17,973	248	1,619
10 to 14 cows	37	50	419	605	217,234	321,343	37	21	102,214	17	29,347	2	210	20	1,796	35	390
15 to 19 cows	13		211		108,551		13	7	56,581	6	11,200	—	—	5	521	12	214
20 to 29 cows	7	10	145	213	81,400	107,569	7	7	73,410	—	—	—	—	2	256	6	161
30 to 49 cows	3	1	109	35	71,974	12,675	3	1	26,550	2	14,598	—	—	—	—	3	108
Barren																	
Total	3,440	3,325	9,777	8,040	3,614,100	3,278,399	2,295	428	682,966	1,817	468,784	284	29,416	2,939	299,627	3,448	10,557
None	xxx	xxx	xxx	xxx	xxx	xxx	xxx	xxx	xxx	xxx	xxx	xxx	xxx	xxx	xxx	77	124
1 cow	1,203	2,329	1,203	3,182	474,766	1,251,577	415	20	3,550	351	34,015	81	5,944	1,051	92,530	1,155	1,582
2 cows	913		1,826		660,849		653	68	25,448	554	86,964	94	8,643	808	83,136	897	2,081
3 cows	462		1,386		487,225		403	65	43,053	337	74,640	39	5,092	389	42,419	459	1,420
4 cows	301	940	1,204	4,097	424,614	1,669,065	278	58	53,336	221	70,943	24	2,640	249	26,565	300	1,227
5 to 9 cows	472		2,914		1,041,993		457	161	254,955	316	159,745	40	6,777	371	46,432	471	2,890
10 to 14 cows	68	50	760	619	316,110	298,057	68	41	154,427	32	31,788	2	150	56	6,484	68	711
15 to 19 cows	12		193		78,480		12	6	30,260	6	10,689	3	155	10	1,448	12	207
20 to 29 cows	6	4	130	82	55,338	39,300	6	6	47,325	—	—	1	15	4	561	6	120
30 cows and over	3	2	161	60	74,725	20,400	3	3	70,612	—	—	—	—	1	52	3	195
Bath																	
Total	1,405	1,523	3,658	4,220	1,231,149	1,719,684	784	155	173,163	581	154,612	104	10,195	1,175	110,391	1,397	3,968
None	xxx	xxx	xxx	xxx	xxx	xxx	xxx	xxx	xxx	xxx	xxx	xxx	xxx	xxx	xxx	34	59
1 cow	495	927	495	1,343	171,078	587,904	122	20	3,465	73	6,188	37	1,963	446	35,393	465	658
2 cows	390		780		283,764		239	29	10,510	192	31,869	40	4,105	338	34,269	385	819
3 cows	207		621		190,962		146	17	7,080	126	31,671	14	1,232	172	17,201	204	664
4 cows	135	575	540	2,625	185,508	1,028,530	114	24	20,689	88	27,689	6	1,772	109	11,731	134	559
5 to 9 cows	154		923		300,812		139	49	76,366	92	49,100	6	967	98	10,432	151	936
10 cows and over	24	21	299	252	99,025	103,250	24	16	55,053	10	8,095	1	158	12	1,365	24	273

TABLE 19.—COWS MILKED AND MILK PRODUCED, 1939 AND 1929; DAIRY PRODUCTS SOLD AND BUTTER CHURNED, 1939; AND COWS KEPT FOR MILK APR. 1, 1940; BY NUMBER OF COWS MILKED, BY COUNTIES—Continued

(For explanation and definitions, see text)

STATE OR COUNTY AND NUMBER OF COWS MILKED	COWS MILKED				MILK PRODUCED (GALLONS)		DAIRY PRODUCTS SOLD, 1939							BUTTER CHURNED ON FARMS, 1939		COWS KEPT MAINLY FOR MILK PRODUCTION, APR. 1, 1940	
	Farms reporting		Number					Whole milk sold		Cream sold		Butter sold					
	1939	1929	1939	1929	1939	1929	Farms reporting	Farms reporting	Gallons	Farms reporting	Pounds of butterfat	Farms reporting	Pounds	Farms reporting	Pounds	Farms reporting	Number
KENTUCKY.—Contd.																	
Bell																	
Total	999	1,052	1,392	1,546	740,355	741,456	166	125	83,714	8	617	123	15,125	960	173,540	1,030	1,510
None	xxx	xxx	xxx	xxx	xxx	xxx	xxx	xxx	xxx	xxx	xxx	xxx	xxx	xxx	xxx	94	115
1 cow	746	969	746	1,225	397,345	601,924	67	49	5,511	4	311	50	3,039	718	106,818	689	756
2 cows	201		402		193,125		58	40	9,416	4	306	44	5,035	194	49,915	196	381
3 cows	30		90		43,605		19	17	8,632	———	———	13	1,981	27	8,556	29	93
4 cows	9	80	36	275	25,835	112,932	9	7	14,752	———	———	6	1,548	9	2,790	9	43
5 to 9 cows	8		47		28,845		8	7	16,603	———	———	7	2,012	7	3,465	8	51
10 cows and over	5	3	71	46	51,600	26,600	5	5	28,800	———	———	3	1,510	5	1,996	5	71
Boone																	
Total	1,144	1,152	6,575	6,529	2,876,824	2,912,269	832	402	1,598,818	385	192,252	81	48,992	397	78,237	1,145	7,061
None	xxx	xxx	xxx	xxx	xxx	xxx	xxx	xxx	xxx	xxx	xxx	xxx	xxx	xxx	xxx	40	146
1 cow	189	329	189	473	73,476	192,702	43	8	3,020	23	2,629	14	918	74	5,769	173	244
2 cows	171		342		118,075		86	19	7,713	66	13,804	11	1,310	71	7,255	188	391
3 cows	120		360		133,058		89	21	23,533	68	19,577	5	550	53	5,648	117	424
4 cows	103	639	412	3,423	174,085	1,483,318	86	31	47,887	51	20,830	8	4,173	44	7,055	100	436
5 to 9 cows	360		2,371		1,028,861		327	166	500,496	144	87,273	27	18,573	112	26,316	349	2,426
10 to 14 cows	121	154	1,373	1,924	596,488	882,564	121	91	397,638	27	36,089	7	7,188	24	8,497	121	1,406
15 to 19 cows	53		854		413,990		53	41	302,751	6	12,050	7	13,180	13	13,987	52	837
20 to 29 cows	20	26	442	585	219,381	274,242	20	18	199,423	———	———	2	3,100	5	3,610	20	490
30 to 49 cows	7	4	232	144	119,412	79,443	7	7	116,357	———	———	———	———	1	100	7	261
Bourbon																	
Total	1,090	1,339	3,222	4,281	1,393,720	1,884,715	561	115	246,961	388	102,697	144	29,849	891	124,588	999	3,200
None	xxx	xxx	xxx	xxx	xxx	xxx	xxx	xxx	xxx	xxx	xxx	xxx	xxx	xxx	xxx	19	37
1 cow	333	767	333	1,116	142,750	545,439	84	9	638	59	5,428	22	1,465	275	20,755	284	374
2 cows	328		656		277,506		183	27	9,985	133	21,066	48	6,053	273	31,759	298	689
3 cows	184		552		225,312		111	12	8,990	84	15,041	24	4,050	142	19,565	175	539
4 cows	100	515	400	2,223	161,652	942,826	70	17	10,658	47	17,920	17	4,818	89	16,249	90	374
5 to 9 cows	110		654		260,581		83	29	41,084	48	23,075	25	6,505	88	21,466	99	571
10 to 14 cows	16	44	180	551	87,570	240,200	14	7	33,070	7	7,086	3	2,650	13	5,470	16	183
15 to 19 cows	8		129		64,740		6	5	24,596	5	5,686	3	2,808	5	7,232	8	141
20 to 29 cows	6	9	134	223	73,609	85,123	5	4	36,005	2	4,200	1	1,000	4	1,520	5	102
30 to 49 cows	5	2	184	66	100,000	28,625	5	5	81,935	3	3,195	1	500	2	572	5	190
50 to 74 cows	———	2	———	102	———	42,500	———	———	———	———	———	———	———	———	———	———	———
Boyd																	
Total	624	586	2,237	2,183	1,254,849	1,112,649	249	168	762,002	52	18,926	82	15,993	529	82,688	626	2,508
None	xxx	xxx	xxx	xxx	xxx	xxx	xxx	xxx	xxx	xxx	xxx	xxx	xxx	xxx	xxx	27	78
1 cow	284	366	284	535	146,891	259,678	50	34	3,614	2	304	28	2,191	264	33,034	263	351
2 cows	148		296		130,604		47	27	11,160	12	2,331	24	3,618	135	21,938	146	351
3 cows	59		177		70,042		32	18	7,715	9	2,273	13	1,696	48	9,247	58	174
4 cows	23	172	92	787	33,880	356,870	12	4	3,500	7	2,821	2	452	19	2,987	23	92
5 to 9 cows	53		333		155,827		51	29	65,793	22	11,197	12	6,036	42	11,313	53	356
10 to 14 cows	23	32	271	419	170,790	215,398	23	22	149,415	———	———	2	1,400	15	2,951	23	290
15 to 19 cows	17		286		200,745		17	17	190,085	———	———	———	———	———	———	17	315
20 to 29 cows	9	11	207	255	135,400	125,153	9	9	125,800	———	———	———	———	2	250	9	190
30 cows and over	8	5	291	187	210,670	155,550	8	8	204,920	———	———	1	600	4	968	7	311
Boyle																	
Total	949	860	2,793	2,843	1,114,030	1,199,361	544	180	307,417	306	74,116	138	25,353	813	95,069	945	3,049
None	xxx	xxx	xxx	xxx	xxx	xxx	xxx	xxx	xxx	xxx	xxx	xxx	xxx	xxx	xxx	23	35
1 cow	373	467	373	651	149,081	280,553	94	21	4,110	49	5,801	42	3,497	329	27,460	356	498
2 cows	223		446		164,166		144	35	15,013	85	10,300	40	5,718	198	24,076	219	537
3 cows	120		360		129,347		93	21	9,545	68	16,668	17	3,130	97	12,087	118	377
4 cows	85	354	340	1,587	136,288	598,351	76	26	25,940	44	13,268	12	2,508	69	9,416	85	335
5 to 9 cows	115		695		237,105		104	51	67,209	51	17,779	21	6,557	92	14,883	112	700
10 to 14 cows	21	28	229	346	110,505	178,510	21	15	56,500	7	6,000	4	3,225	17	5,403	20	209
15 to 19 cows	2		34		17,600		2	2	15,300	———	———	———	———	2	117	2	34
20 to 29 cows	4	9	82	197	41,588	117,947	4	4	38,800	———	———	1	50	4	377	4	88
30 to 49 cows	6	2	234	62	128,350	24,000	6	5	75,000	2	6,300	1	670	5	1,250	6	236
Bracken																	
Total	1,176	1,377	4,315	4,096	1,871,176	1,696,416	950	394	845,305	588	205,351	24	6,115	425	33,628	1,181	4,499
None	xxx	xxx	xxx	xxx	xxx	xxx	xxx	xxx	xxx	xxx	xxx	xxx	xxx	xxx	xxx	38	106
1 cow	204	723	204	1,144	90,133	483,967	92	16	5,059	76	7,849	4	111	101	6,143	189	275
2 cows	304		608		252,712		233	59	40,689	179	37,346	5	511	125	8,196	294	639
3 cows	208		624		255,380		189	73	77,376	118	36,628	7	1,233	76	5,435	207	656
4 cows	177	625	708	2,601	293,859	1,041,934	165	73	105,860	93	41,405	2	288	51	4,314	173	703
5 to 9 cows	228		1,427		624,636		217	131	353,890	87	58,101	5	3,270	63	7,726	227	1,412
10 to 14 cows	42	28	459	324	187,852	161,515	41	33	141,659	10	11,722	———	———	7	439	40	409
15 to 19 cows	5		80		42,979		5	2	16,395	3	7,800	———	———	1	350	5	75
20 to 29 cows	5	1	115	27	59,425	9,000	5	4	45,375	1	3,300	———	———	———	———	5	129
30 to 49 cows	3	———	90	———	64,200	———	3	3	59,000	1	1,200	1	900	1	1,025	3	95
Breathitt																	
Total	2,894	2,220	3,988	3,191	1,585,129	1,416,765	99	53	32,740	31	6,742	45	4,184	2,779	340,262	2,846	4,264
None	xxx	xxx	xxx	xxx	xxx	xxx	xxx	xxx	xxx	xxx	xxx	xxx	xxx	xxx	xxx	89	96
1 cow	2,094	2,061	2,094	2,594	882,532	1,197,516	27	18	2,535	5	170	18	1,630	2,014	208,596	1,967	2,254
2 cows	646		1,292		471,171		28	11	1,941	9	1,495	12	722	619	100,069	638	1,520
3 cows	92		276		100,957		20	11	3,730	10	2,160	8	740	89	20,314	91	292
4 cows	33	159	132	597	42,380	219,247	9	4	910	4	1,503	4	197	31	6,440	32	131
5 cows and over	29		174		68,309		15	9	23,624	5	1,416	3	895	26	6,843	29	171

TABLE 19.—COWS MILKED AND MILK PRODUCED, 1939 AND 1929; DAIRY PRODUCTS SOLD AND BUTTER CHURNED, 1939; AND COWS KEPT FOR MILK APR. 1, 1940; BY NUMBER OF COWS MILKED, BY COUNTIES—Continued

(For explanation and definitions, see text)

STATE OR COUNTY AND NUMBER OF COWS MILKED	COWS MILKED				MILK PRODUCED (GALLONS)		DAIRY PRODUCTS SOLD, 1939							BUTTER CHURNED ON FARMS, 1939		COWS KEPT MAINLY FOR MILK PRODUCTION, APR. 1, 1940	
	Farms reporting		Number					Whole milk sold		Cream sold		Butter sold					
	1939	1929	1939	1929	1939	1929	Farms reporting	Farms reporting	Gallons	Farms reporting	Pounds of butterfat	Farms reporting	Pounds	Farms reporting	Pounds	Farms reporting	Number
KENTUCKY—Contd.																	
Breckinridge																	
Total	2,234	2,145	5,347	5,471	1,767,858	2,132,705	809	52	47,649	698	178,557	135	13,565	1,928	177,361	2,177	5,951
None	xxx	xxx	xxx	xxx	xxx	xxx	xxx	xxx	xxx	xxx	xxx	xxx	xxx	xxx	xxx	65	147
1 cow	857	1,425	857	1,977	316,589	762,322	103	12	1,348	68	5,184	38	1,931	707	50,644	763	981
2 cows	668		1,336		438,159		223	16	2,495	187	26,144	42	2,111	591	53,846	647	1,605
3 cows	271		813		259,457		155	3	1,012	144	28,363	21	1,635	235	23,358	270	894
4 cows	211	676	844	2,949	258,362	1,156,858	144	2	1,010	131	34,868	20	2,500	188	20,965	206	828
5 to 9 cows	204		1,211		373,344		161	13	14,699	150	61,515	10	2,224	186	22,884	203	1,235
10 to 14 cows	20	42	220	499	86,377	198,225	20	5	18,085	17	14,091	4	3,164	18	5,308	20	181
15 to 19 cows	———		———		———		———	———	———	———	———	———	———	———	———	———	———
20 to 29 cows	3	2	66	46	35,550	15,300	3	1	9,000	3	8,372	———	———	3	356	3	60
Bullitt																	
Total	1,001	822	4,451	3,413	2,031,521	1,468,411	560	117	776,495	407	261,514	64	17,370	709	72,249	991	4,480
None	xxx	xxx	xxx	xxx	xxx	xxx	xxx	xxx	xxx	xxx	xxx	xxx	xxx	xxx	xxx	24	51
1 cow	290	399	290	584	106,282	209,242	42	5	1,600	29	3,273	10	821	224	15,002	287	328
2 cows	210		420		154,148		79	6	3,450	82	12,038	17	1,673	166	14,857	203	458
3 cows	110		330		119,125		75	3	2,500	65	21,481	9	1,174	79	7,335	109	335
4 cows	87	339	348	1,625	129,993	665,248	72	5	7,290	65	29,425	7	1,990	87	7,074	87	367
5 to 9 cows	192		1,238		524,233		180	26	66,436	146	116,950	15	5,649	127	17,485	190	1,214
10 to 14 cows	61	69	711	842	325,383	380,171	61	28	157,715	31	46,652	4	4,750	29	7,246	61	706
15 to 19 cows	27		437		249,888		27	21	179,820	7	15,595	1	1,300	10	2,346	26	398
20 to 29 cows	16	11	368	240	241,560	149,150	16	16	228,215	1	1,600	———	———	5	507	16	343
30 cows and over	8	4	309	122	180,909	64,600	8	7	129,469	1	14,500	1	15	2	417	8	280
Butler																	
Total	1,755	1,693	4,087	3,245	1,297,292	1,114,467	456	21	15,902	389	90,015	76	8,800	1,593	191,595	1,732	4,508
None	xxx	xxx	xxx	xxx	xxx	xxx	xxx	xxx	xxx	xxx	xxx	xxx	xxx	xxx	xxx	34	75
1 cow	706	1,376	706	1,852	268,616	688,709	32	1	150	21	1,586	11	692	652	60,118	660	810
2 cows	550		1,100		361,784		136	7	1,500	108	12,836	31	2,845	503	62,875	541	1,283
3 cows	213		639		184,845		92	———	———	82	12,928	15	1,422	195	28,365	212	692
4 cows	105	307	420	1,265	122,160	405,158	60	3	1,102	56	10,724	7	245	96	14,289	105	446
5 to 9 cows	162		976		267,757		118	10	15,150	104	32,085	12	3,598	132	22,958	161	943
10 to 14 cows	15	10	147	128	41,530	40,600	12	———	———	12	7,060	———	———	10	1,940	15	145
15 to 19 cows	6		99		50,600		6	———	———	6	12,798	———	———	5	1,052	6	112
Caldwell																	
Total	1,286	1,301	4,401	3,305	1,687,477	1,417,646	815	90	221,059	664	314,827	127	15,081	698	87,122	1,277	4,680
None	xxx	xxx	xxx	xxx	xxx	xxx	xxx	xxx	xxx	xxx	xxx	xxx	xxx	xxx	xxx	27	82
1 cow	367	864	367	1,169	155,371	465,185	83	8	1,542	39	4,652	41	3,334	311	27,133	345	465
2 cows	303		606		215,784		166	10	3,755	128	23,639	41	4,293	223	23,630	295	665
3 cows	179		537		189,702		150	9	3,110	137	39,680	21	2,468	114	11,213	177	607
4 cows	151	410	604	1,782	199,690	754,481	137	6	8,450	129	52,270	9	1,537	87	8,099	148	580
5 to 9 cows	225		1,408		532,332		219	30	65,666	194	126,323	14	2,249	138	12,676	224	1,411
10 to 14 cows	40	25	454	304	203,937	148,680	40	17	76,091	26	32,321	1	1,200	13	2,652	40	401
15 to 19 cows	14		229		90,755		13	6	31,595	7	16,246	———	———	7	1,200	14	208
20 cows and over	7	2	196	50	101,906	51,300	7	4	32,850	4	19,716	———	———	5	519	7	265
Calloway																	
Total	2,693	2,592	5,013	5,686	2,527,209	2,797,049	1,575	456	505,955	1,071	228,136	144	17,751	2,410	288,330	2,700	5,356
None	xxx	xxx	xxx	xxx	xxx	xxx	xxx	xxx	xxx	xxx	xxx	xxx	xxx	xxx	xxx	39	74
1 cow	1,374	1,867	1,374	2,531	719,877	1,286,998	462	48	11,872	375	42,958	59	4,735	1,248	139,114	1,348	1,650
2 cows	850		1,700		659,789		667	175	108,547	472	98,342	47	5,949	784	95,826	845	1,769
3 cows	237		711		342,452		221	100	99,483	121	34,917	21	2,936	213	28,958	237	693
4 cows	128	704	512	2,872	246,854	1,401,741	124	64	78,991	69	28,898	12	2,006	104	15,354	127	496
5 to 9 cows	89		515		241,026		86	56	116,810	33	18,352	5	2,125	71	9,815	89	468
10 to 14 cows	10	21	106	285	51,415	128,310	10	8	35,766	2	3,144	———	———	7	865	10	109
15 cows and over	5		95		85,796		5	5	54,486	1	1,525	———	———	3	598	5	97
Campbell																	
Total	1,018	1,084	4,950	4,834	2,579,385	2,526,217	787	408	1,640,208	370	163,313	70	27,438	389	53,536	993	5,087
None	xxx	xxx	xxx	xxx	xxx	xxx	xxx	xxx	xxx	xxx	xxx	xxx	xxx	xxx	xxx	27	93
1 cow	198	390	198	583	82,982	266,376	48	10	1,940	31	3,375	11	617	101	7,358	176	237
2 cows	149		298		121,788		103	17	6,792	82	16,814	17	2,380	72	7,454	136	305
3 cows	122		366		152,919		103	19	21,110	82	26,602	9	3,202	52	6,872	119	367
4 cows	97	619	388	3,154	170,497	1,585,799	89	24	28,870	65	32,937	7	3,350	47	6,608	95	381
5 to 9 cows	344		2,296		1,211,397		336	252	809,114	102	79,173	20	14,958	100	21,188	337	2,332
10 to 14 cows	87	64	1,002	756	599,494	458,564	87	83	540,521	6	3,890	6	2,981	15	3,931	85	995
15 to 19 cows	13		215		128,416		13	13	123,476	1	120	———	———	2	125	13	259
20 cows and over	8	11	187	341	111,892	215,478	8	8	108,385	1	304	———	———	———	———	7	140
Carlisle																	
Total	938	913	2,622	2,623	1,089,312	1,109,707	638	55	115,376	574	185,899	33	3,508	566	51,826	892	2,565
None	xxx	xxx	xxx	xxx	xxx	xxx	xxx	xxx	xxx	xxx	xxx	xxx	xxx	xxx	xxx	20	40
1 cow	306	540	306	758	136,910	326,711	95	5	890	87	7,838	10	632	194	17,341	268	337
2 cows	228		456		182,142		178	5	2,311	168	27,664	12	1,168	150	11,880	218	477
3 cows	162		486		190,886		136	12	11,440	122	33,114	5	317	106	8,551	153	448
4 cows	103	356	412	1,611	170,569	676,081	94	16	21,030	79	32,595	1	50	52	4,722	99	393
5 to 9 cows	124		746		310,150		120	12	29,070	108	72,708	5	1,341	75	8,228	119	688
10 cows and over	15	17	216	254	98,655	106,915	15	5	50,635	10	9,980	———	———	9	1,104	15	182

TABLE 19.—COWS MILKED AND MILK PRODUCED, 1939 AND 1929; DAIRY PRODUCTS SOLD AND BUTTER CHURNED, 1939; AND COWS KEPT FOR MILK APR. 1, 1940; BY NUMBER OF COWS MILKED, BY COUNTIES—Continued

(For explanation and definitions, see text)

STATE OR COUNTY AND NUMBER OF COWS MILKED	COWS MILKED				MILK PRODUCED (GALLONS)		DAIRY PRODUCTS SOLD, 1939							BUTTER CHURNED ON FARMS, 1939		COWS KEPT MAINLY FOR MILK PRODUCTION, APR. 1, 1940	
	Farms reporting		Number					Whole milk sold		Cream sold		Butter sold					
	1939	1929	1939	1929	1939	1929	Farms reporting	Farms reporting	Gallons	Farms reporting	Pounds of butterfat	Farms reporting	Pounds	Farms reporting	Pounds	Farms reporting	Number
KENTUCKY—Contd.																	
Carroll																	
Total	761	849	3,112	3,068	1,249,862	1,354,012	663	95	277,915	584	249,017	34	5,208	586	50,711	751	3,301
None	xxx	xxx	xxx	xxx	xxx	xxx	xxx	xxx	xxx	xxx	xxx	xxx	xxx	xxx	xxx	15	48
1 cow	134	408	134	592	51,120	273,246	71	3	322	68	6,910	3	77	101	7,029	126	191
2 cows	185		370		149,288		160	10	4,690	148	31,813	10	1,104	147	12,506	174	408
3 cows	122		366		153,377		118	12	9,127	109	37,767	3	145	92	6,917	118	406
4 cows	103	400	412	1,820	167,636	741,667	98	16	24,470	85	41,131	2	168	79	8,652	102	434
5 to 9 cows	175		1,070		400,573		174	36	60,999	145	90,431	12	2,809	141	14,338	174	1,082
10 to 14 cows	31	37	350	488	143,722	222,599	31	9	25,357	24	32,483	4	905	21	2,431	31	317
15 to 19 cows	3		49		18,468		3	2	13,380	1	2,004	———	———	2	582	3	53
20 to 29 cows	4	1	90	22	36,600	14,000	4	3	25,000	2	2,662	———	———	2	152	4	93
30 cows and over	4	3	271	186	129,078	102,500	4	4	114,570	2	3,816	———	———	1	104	4	289
Carter																	
Total	2,300	1,863	4,358	3,890	1,734,997	1,712,398	574	83	159,041	386	78,812	178	19,185	2,152	305,110	2,273	4,817
None	xxx	xxx	xxx	xxx	xxx	xxx	xxx	xxx	xxx	xxx	xxx	xxx	xxx	xxx	xxx	44	62
1 cow	1,193	1,415	1,193	1,971	519,934	903,874	131	21	3,052	68	5,789	62	3,562	1,128	129,290	1,136	1,323
2 cows	692		1,384		529,281		201	25	4,142	131	18,033	73	7,016	656	107,784	681	1,512
3 cows	241		723		259,856		105	4	2,300	87	15,044	24	3,307	223	39,423	240	762
4 cows	79	432	316	1,723	109,185	702,459	53	4	4,030	45	11,662	5	1,450	71	12,427	77	352
5 to 9 cows	73		445		173,647		62	12	27,692	50	23,382	12	3,640	62	13,857	73	456
10 to 14 cows	15	16	176	196	79,614	106,065	15	10	60,425	5	4,902	1	10	8	1,319	15	244
15 cows and over	7		121		63,500		7	7	57,400	———	———	1	200	4	1,010	7	106
Casey																	
Total	2,783	2,452	5,158	4,214	2,128,949	1,600,908	838	70	42,103	722	132,272	110	9,189	2,629	302,705	2,685	5,572
None	xxx	xxx	xxx	xxx	xxx	xxx	xxx	xxx	xxx	xxx	xxx	xxx	xxx	xxx	xxx	64	85
1 cow	1,429	2,088	1,429	2,724	640,601	1,042,964	177	13	2,005	138	9,665	40	2,237	1,357	125,644	1,299	1,591
2 cows	821		1,642		670,643		292	19	3,211	254	32,641	41	2,793	788	104,620	799	1,812
3 cows	299		897		356,973		176	16	9,117	162	31,703	16	1,959	280	41,039	294	921
4 cows	113	350	452	1,329	171,838	490,074	90	5	1,480	80	18,484	7	1,250	103	15,613	110	471
5 to 9 cows	115		678		264,284		97	13	17,638	85	38,079	5	900	95	14,856	113	644
10 to 14 cows	6	14	60	161	24,610	67,870	6	4	8,652	3	1,700	1	50	6	933	6	48
15 to 19 cows	———		———		———		———	———	———	———	———	———	———	———	———	———	———
Christian																	
Total	2,441	2,289	7,952	6,750	3,091,197	2,603,698	1,236	288	725,556	863	423,652	198	36,922	1,799	237,298	2,412	8,694
None	xxx	xxx	xxx	xxx	xxx	xxx	xxx	xxx	xxx	xxx	xxx	xxx	xxx	xxx	xxx	83	210
1 cow	906	1,525	906	1,994	324,274	765,327	104	9	2,136	74	6,226	30	2,237	701	71,661	833	1,043
2 cows	554		1,108		399,353		292	47	17,386	188	33,992	83	13,123	428	66,573	531	1,220
3 cows	244		732		262,816		162	30	20,743	114	36,074	31	5,384	176	26,933	241	794
4 cows	216	640	864	2,961	327,674	1,187,135	186	32	36,708	149	61,481	22	5,916	150	22,932	212	946
5 to 9 cows	393		2,423		930,463		364	102	186,972	265	185,458	26	7,515	255	36,661	386	2,450
10 to 14 cows	84	107	943	1,306	380,279	451,786	84	39	157,724	51	56,157	4	1,184	57	7,072	82	909
15 to 19 cows	20		322		123,555		20	10	54,383	11	16,210	2	1,563	15	3,234	20	366
20 to 29 cows	17	11	384	265	178,409	89,150	17	13	112,499	7	21,284	———	———	12	1,491	17	415
30 cows and over	7	6	270	224	164,374	110,300	7	6	137,005	4	6,770	———	———	5	741	7	341
Clark																	
Total	1,259	1,307	3,953	4,858	1,549,544	1,962,991	626	216	487,160	362	117,273	75	10,862	954	90,892	1,218	4,352
None	xxx	xxx	xxx	xxx	xxx	xxx	xxx	xxx	xxx	xxx	xxx	xxx	xxx	xxx	xxx	48	133
1 cow	365	651	365	944	149,852	411,200	71	16	3,496	40	4,773	18	1,669	292	21,990	324	487
2 cows	328		656		242,138		142	21	8,242	105	18,953	20	2,243	260	23,123	310	692
3 cows	189		567		210,269		125	33	19,558	83	20,338	15	1,713	147	13,717	185	589
4 cows	123	587	492	2,718	178,678	1,030,291	88	34	39,405	51	16,936	6	900	99	10,299	121	558
5 to 9 cows	188		1,132		411,762		154	72	122,564	78	39,997	15	3,137	134	17,814	186	1,172
10 to 14 cows	27	50	322	625	134,665	284,410	27	24	107,305	2	2,696	1	1,200	10	2,666	27	313
15 to 19 cows	13		213		105,350		13	10	76,250	3	13,580	———	———	9	808	13	242
20 to 29 cows	5	12	76	292	46,950	111,265	5	5	45,000	———	———	———	———	2	350	3	76
30 to 49 cows	3	6	110	228	69,900	105,825	3	3	67,340	———	———	———	———	1	125	3	110
50 to 74 cows	———	1	———	51	———	20,000	———	———	———	———	———	———	———	———	———	———	———
Clay																	
Total	2,938	2,234	4,570	3,576	1,741,096	1,537,227	230	36	28,711	164	36,694	58	7,972	2,866	395,077	2,908	4,836
None	xxx	xxx	xxx	xxx	xxx	xxx	xxx	xxx	xxx	xxx	xxx	xxx	xxx	xxx	xxx	51	59
1 cow	1,885	1,994	1,885	2,714	797,145	1,245,009	52	13	1,680	26	1,994	19	1,655	1,839	200,918	1,816	2,010
2 cows	753		1,506		529,514		75	10	2,816	54	7,547	20	2,487	732	124,251	744	1,566
3 cows	169		507		172,900		38	3	510	32	5,860	7	1,378	167	37,839	168	529
4 cows	68	237	264	828	92,224	282,968	25	1	1,000	22	6,688	3	350	66	16,664	66	266
5 to 9 cows	60		351		120,758		35	5	6,855	27	11,805	7	1,702	57	14,565	58	337
10 to 14 cows	5	5	57	54	28,555	9,250	5	4	15,850	3	2,800	2	400	5	840	5	69
15 to 19 cows	———		———		———		———	———	———	———	———	———	———	———	———	———	———
Clinton																	
Total	1,248	1,098	2,394	1,767	794,851	710,182	234	37	14,205	157	53,279	70	6,574	1,165	120,730	1,237	2,599
None	xxx	xxx	xxx	xxx	xxx	xxx	xxx	xxx	xxx	xxx	xxx	xxx	xxx	xxx	xxx	14	15
1 cow	728	977	728	1,255	262,950	548,327	50	11	910	25	2,236	21	955	669	52,258	709	821
2 cows	294		588		193,163		63	10	1,410	38	5,100	26	2,025	282	35,531	290	675
3 cows	100		300		87,691		31	4	1,100	25	5,508	7	705	98	14,652	99	317
4 cows	41	116	164	459	49,147	144,855	21	2	2,750	18	5,390	4	510	39	5,160	40	162
5 to 9 cows	69		420		132,575		55	10	8,035	40	20,715	11	1,579	65	9,899	69	412
10 to 14 cows	12	5	129	53	42,850	17,020	12	———	———	11	8,030	1	800	11	2,680	12	123
15 to 19 cows	4		65		28,475		4	———	———	4	6,300	———	———	3	550	4	74

TABLE 19.—COWS MILKED AND MILK PRODUCED, 1939 AND 1929; DAIRY PRODUCTS SOLD AND BUTTER CHURNED, 1939; AND COWS KEPT FOR MILK APR. 1, 1940; BY NUMBER OF COWS MILKED, BY COUNTIES—Continued

(For explanation and definitions, see text)

STATE OR COUNTY AND NUMBER OF COWS MILKED	COWS MILKED				MILK PRODUCED (GALLONS)		DAIRY PRODUCTS SOLD, 1939							BUTTER CHURNED ON FARMS, 1939		COWS KEPT MAINLY FOR MILK PRODUCTION, APR. 1, 1940	
	Farms reporting		Number					Whole milk sold		Cream sold		Butter sold					
	1939	1929	1939	1929	1939	1929	Farms reporting	Farms reporting	Gallons	Farms reporting	Pounds of butterfat	Farms reporting	Pounds	Farms reporting	Pounds	Farms reporting	Number
KENTUCKY—Contd.																	
Crittenden																	
Total	1,404	1,364	4,361	4,168	1,470,060	1,636,927	765	69	67,464	643	255,585	113	9,659	1,184	113,699	1,374	4,750
None	xxx	xxx	xxx	xxx	xxx	xxx	xxx	xxx	xxx	xxx	xxx	xxx	xxx	xxx	xxx	27	50
1 cow	446	772	446	1,122	166,054	471,422	96	10	890	49	2,745	42	2,087	382	30,645	410	580
2 cows	336		672		208,816		144	10	1,682	112	13,282	35	2,649	297	27,610	325	745
3 cows	173		519		161,851		113	13	4,658	100	21,383	15	936	146	14,686	171	570
4 cows	161	555	644	2,541	210,117	980,900	131	10	5,950	121	41,068	5	911	133	13,112	156	685
5 to 9 cows	244		1,522		488,651		255	19	19,034	222	119,853	16	3,096	194	22,730	241	1,570
10 to 14 cows	38		457		179,221		38	5	13,250	35	45,677	—	—	50	4,642	58	419
15 to 19 cows	2	32	31	390	9,850	144,665	2	—	—	2	3,650	—	—	1	150	2	12
20 cows and over	4	5	90	115	45,700	39,940	4	2	22,000	2	7,925	—	—	1	124	4	119
Cumberland																	
Total	1,513	1,360	2,576	2,117	925,002	784,986	274	41	17,987	162	28,033	110	7,587	1,464	186,456	1,477	2,759
None	xxx	xxx	xxx	xxx	xxx	xxx	xxx	xxx	xxx	xxx	xxx	xxx	xxx	xxx	xxx	27	30
1 cow	915	1,252	915	1,561	353,550	606,461	77	10	828	44	2,384	31	1,087	884	91,061	866	981
2 cows	386		772		278,418		84	13	1,674	44	4,725	41	3,146	375	57,481	376	812
3 cows	114		342		111,724		49	6	2,675	27	3,635	22	2,029	109	20,944	112	364
4 cows	41	121	164	445	57,500	159,705	26	6	5,160	18	3,192	8	535	40	7,194	40	161
5 to 9 cows	51		297		95,960		32	8	7,650	25	8,177	8	740	50	9,072	50	305
10 to 14 cows	3	7	32	111	8,650	38,820	3	—	—	3	1,620	—	—	3	354	3	35
15 cows and over	3		54		19,200		3	—	—	3	4,300	—	—	3	350	3	73
Daviess																	
Total	2,505	2,473	6,727	6,093	3,174,886	2,822,581	1,355	283	915,445	930	240,424	259	64,477	1,909	248,307	2,465	7,373
None	xxx	xxx	xxx	xxx	xxx	xxx	xxx	xxx	xxx	xxx	xxx	xxx	xxx	xxx	xxx	40	79
1 cow	980	1,722	980	2,318	467,744	1,071,510	258	31	4,245	159	13,566	93	7,815	781	76,085	927	1,159
2 cows	709		1,418		599,474		418	45	21,106	322	48,890	77	8,732	547	62,652	697	1,592
3 cows	312		936		382,422		228	41	42,367	178	42,932	26	5,129	259	28,604	311	997
4 cows	188	699	752	2,965	326,403	1,333,050	166	38	44,704	125	43,924	19	8,605	147	24,971	185	809
5 to 9 cows	255		1,585		738,450		226	78	251,622	135	79,974	39	24,590	168	43,892	247	1,599
10 to 14 cows	29	42	343	500	172,850	252,996	29	20	125,374	9	8,198	5	5,616	16	7,190	28	315
15 to 19 cows	13		211		127,818		13	13	118,780	1	540	1	390	5	753	13	261
20 to 29 cows	9	5	211	113	130,765	79,025	9	9	118,177	—	—	—	—	4	400	9	228
30 to 49 cows	8	4	293	140	228,960	69,500	8	8	209,070	1	2,400	1	3,600	2	3,760	8	334
50 to 74 cows	—	1	—	57	—	36,500	—	—	—	—	—	—	—	—	—	—	—
Edmonson																	
Total	1,416	1,439	3,447	2,924	1,272,195	1,253,725	600	257	202,114	354	102,196	25	1,944	1,082	114,335	1,361	3,372
None	xxx	xxx	xxx	xxx	xxx	xxx	xxx	xxx	xxx	xxx	xxx	xxx	xxx	xxx	xxx	24	41
1 cow	572	1,103	572	1,497	230,638	680,964	73	22	2,980	45	3,919	8	245	420	36,305	523	628
2 cows	411		822		307,182		166	56	19,311	105	17,022	9	440	317	37,430	401	846
3 cows	145		435		156,780		101	36	17,625	63	15,134	2	424	114	14,361	143	454
4 cows	108	325	452	1,313	145,993	548,421	94	38	29,135	58	18,393	3	310	86	9,592	104	416
5 to 9 cows	163		1,003		362,511		149	74	105,033	76	39,167	2	500	133	15,615	149	850
10 to 14 cows	17	11	183	114	69,091	44,340	17	11	28,050	7	8,561	1	25	12	1,032	17	137
15 to 19 cows	—		—		—		—	—	—	—	—	—	—	—	—	—	—
Elliott																	
Total	1,297	1,122	2,345	2,028	842,254	865,531	66	13	11,496	21	3,762	42	4,073	1,259	167,201	1,296	2,580
None	xxx	xxx	xxx	xxx	xxx	xxx	xxx	xxx	xxx	xxx	xxx	xxx	xxx	xxx	xxx	28	34
1 cow	639	927	639	1,345	253,415	596,950	11	2	130	—	—	11	515	620	58,396	613	741
2 cows	455		906		334,425		26	6	1,096	9	775	16	1,093	441	64,523	450	960
3 cows	131		393		133,694		13	3	1,020	3	355	9	750	126	27,557	131	425
4 cows	28	195	112	683	35,200	268,581	5	—	—	4	382	1	200	28	6,020	28	122
5 cows and over	46		295		85,500		11	2	9,250	5	2,250	5	1,515	44	10,705	46	298
Estill																	
Total	1,496	1,468	2,812	2,942	1,100,043	1,273,914	455	117	77,552	254	62,432	185	19,729	1,451	189,008	1,478	2,938
None	xxx	xxx	xxx	xxx	xxx	xxx	xxx	xxx	xxx	xxx	xxx	xxx	xxx	xxx	xxx	63	79
1 cow	847	1,174	847	1,519	360,272	733,340	106	34	2,431	39	2,822	62	2,566	825	87,614	777	907
2 cows	392		784		284,953		141	36	6,866	81	9,295	64	4,088	379	54,436	387	813
3 cows	108		324		120,122		61	15	4,100	41	8,131	21	3,274	105	20,066	105	316
4 cows	61	279	244	1,195	88,071	432,629	43	15	6,204	30	8,572	18	3,433	59	10,871	59	236
5 to 9 cows	78		466		170,385		75	12	10,326	59	28,902	14	3,820	74	12,426	78	443
10 to 14 cows	5	15	55	228	24,300	107,945	4	2	6,225	4	4,710	—	—	4	485	4	51
15 cows and over	5		92		51,960		5	5	41,400	—	—	4	2,548	5	3,110	5	93
Fayette																	
Total	918	1,270	4,626	5,701	2,366,804	3,051,582	419	152	1,195,490	265	137,972	76	21,843	585	97,739	819	4,717
None	xxx	xxx	xxx	xxx	xxx	xxx	xxx	xxx	xxx	xxx	xxx	xxx	xxx	xxx	xxx	27	82
1 cow	280	709	280	988	137,695	477,682	50	9	2,257	34	4,085	14	1,366	205	21,992	221	298
2 cows	226		452		191,638		85	11	4,587	60	15,068	22	2,128	149	22,524	192	434
3 cows	124		372		167,157		67	6	4,940	55	19,762	16	2,369	90	15,055	113	396
4 cows	78	421	312	1,881	118,524	919,210	46	3	2,028	42	17,256	5	816	51	6,892	68	257
5 to 9 cows	108		678		296,947		73	20	36,462	51	29,558	10	6,829	59	16,541	101	626
10 to 14 cows	20	85	223	1,085	82,155	611,457	18	10	34,700	5	5,951	5	2,200	10	4,164	18	184
15 to 19 cows	18		293		159,080		17	14	101,415	3	7,825	1	1,600	4	2,674	17	285
20 to 29 cows	34	33	812	781	435,596	450,135	33	31	366,186	7	3,956	2	2,200	10	5,102	32	885
30 to 49 cows	25	16	894	560	555,582	337,607	25	23	412,875	7	30,725	—	—	6	658	25	905
50 cows and over	5	6	310	428	262,630	255,291	5	5	230,260	1	3,826	1	2,337	1	2,337	5	365

TABLE 19.—COWS MILKED AND MILK PRODUCED, 1939 AND 1929; DAIRY PRODUCTS SOLD AND BUTTER CHURNED, 1939; AND COWS KEPT FOR MILK APR. 1, 1940; BY NUMBER OF COWS MILKED, BY COUNTIES—Continued

(For explanation and definitions, see text)

STATE OR COUNTY AND NUMBER OF COWS MILKED	COWS MILKED				MILK PRODUCED (GALLONS)		DAIRY PRODUCTS SOLD, 1939							BUTTER CHURNED ON FARMS, 1939		COWS KEPT MAINLY FOR MILK PRODUCTION, APR. 1, 1940	
	Farms reporting		Number					Whole milk sold		Cream sold		Butter sold					
	1939	1929	1939	1929	1939	1929	Farms reporting	Farms reporting	Gallons	Farms reporting	Pounds of butterfat	Farms reporting	Pounds	Farms reporting	Pounds	Farms reporting	Number
KENTUCKY—Contd.																	
Fleming																	
Total	1,900	1,908	5,600	5,491	2,365,865	2,361,398	1,231	413	787,023	787	217,346	94	10,899	1,528	137,956	1,875	6,328
None	xxx	xxx	xxx	xxx	xxx	xxx	xxx	xxx	xxx	xxx	xxx	xxx	xxx	xxx	xxx	41	126
1 cow	614	1,104	614	1,621	301,964	736,627	200	15	3,998	167	21,805	29	2,054	555	42,629	573	850
2 cows	499		998		422,258		329	52	52,167	264	49,052	34	3,122	423	40,022	490	1,198
3 cows	279		837		352,204		223	60	56,593	159	46,368	11	1,386	208	20,214	277	1,000
4 cows	167	756	668	3,314	267,229	1,386,431	153	71	91,197	79	30,704	10	1,719	126	13,920	162	665
5 to 9 cows	284		1,744		694,925		269	170	367,423	104	55,372	8	1,334	185	16,664	276	1,746
10 to 14 cows	42		465		200,070		42	30	127,290	14	14,045	1	104	24	2,335	42	459
15 to 19 cows	12	47	196	535	85,465	231,340	12	12	73,055	—	—	1	1,200	7	1,964	11	198
20 to 29 cows	3	1	78	21	41,750	7,000	3	3	35,300	—	—	—	—	2	208	3	86
Floyd																	
Total	3,345	2,359	4,569	3,545	1,765,326	1,610,707	176	126	47,364	3	935	137	12,292	3,208	419,812	3,338	4,851
None	xxx	xxx	xxx	xxx	xxx	xxx	xxx	xxx	xxx	xxx	xxx	xxx	xxx	xxx	xxx	88	106
1 cow	2,410	2,182	2,410	2,927	977,323	1,371,146	76	50	4,682	—	—	58	2,940	2,310	240,000	2,324	2,564
2 cows	784		1,568		579,595		73	56	10,393	2	165	60	5,038	755	142,587	777	1,593
3 cows	90		270		96,333		11	7	2,070	—	—	10	1,733	87	22,607	89	273
4 cows	34	175	136	598	44,755	231,061	7	6	3,404	—	—	6	1,231	33	8,267	34	134
5 to 9 cows	24		141		46,895		6	4	9,390	1	770	3	1,350	22	6,051	23	136
10 cows and over	3	2	44	20	20,425	8,500	3	3	17,425	—	—	—	—	1	300	3	45
Franklin																	
Total	1,072	1,226	3,416	4,297	1,339,645	1,861,248	641	147	330,208	430	125,282	143	33,310	824	99,320	1,056	3,454
None	xxx	xxx	xxx	xxx	xxx	xxx	xxx	xxx	xxx	xxx	xxx	xxx	xxx	xxx	xxx	36	68
1 cow	311	660	311	1,010	127,305	419,036	91	15	2,326	52	3,843	36	1,837	239	17,249	275	368
2 cows	314		628		257,937		175	21	8,165	133	20,327	36	4,114	256	25,451	306	660
3 cows	161		485		180,438		124	25	15,417	93	25,773	22	4,184	128	15,177	157	477
4 cows	93	499	372	2,224	131,447	944,252	77	14	10,745	57	17,359	16	6,463	70	12,635	93	357
5 to 9 cows	153		946		337,567		134	45	68,205	78	41,285	30	15,837	112	25,986	149	951
10 to 14 cows	21	55	229	675	92,515	315,995	21	12	49,475	9	6,520	2	800	10	1,776	21	221
15 to 19 cows	8		130		58,675		8	5	36,450	5	3,810	—	—	6	740	8	113
20 to 29 cows	6	5	141	114	75,911	41,900	6	5	50,925	2	6,000	1	75	2	254	6	77
30 to 49 cows	5	6	176	205	97,850	117,085	5	5	90,500	1	365	—	—	1	52	5	182
50 to 74 cows	—	1	—	71	—	25,000	—	—	—	—	—	—	—	—	—	—	—
Fulton																	
Total	723	682	2,188	1,894	882,069	894,481	297	76	164,515	202	94,261	55	11,282	630	76,720	688	2,290
None	xxx	xxx	xxx	xxx	xxx	xxx	xxx	xxx	xxx	xxx	xxx	xxx	xxx	xxx	xxx	18	38
1 cow	289	439	289	589	119,680	263,896	32	12	1,805	10	788	16	845	259	23,631	255	302
2 cows	153		306		114,368		62	9	2,615	41	6,232	16	2,016	133	16,458	142	297
3 cows	84		252		96,881		49	5	1,975	37	10,400	7	2,975	72	10,919	83	303
4 cows	67	221	268	1,006	103,914	474,410	37	4	1,950	33	14,315	4	616	59	8,087	64	317
5 to 9 cows	94		597		215,886		83	28	38,145	62	35,726	6	630	80	9,788	91	587
10 to 14 cows	25	20	272	249	121,240	128,675	23	8	35,535	15	24,950	4	2,900	21	6,046	25	259
15 to 19 cows	6		98		51,675		6	5	32,958	4	1,850	1	300	2	416	5	85
20 to 29 cows	5	2	106	50	58,425	27,500	5	5	49,550	—	—	1	1,000	4	1,375	5	102
Gallatin																	
Total	517	543	1,646	1,786	630,360	685,784	402	102	115,286	302	99,471	26	5,253	345	32,112	519	1,713
None	xxx	xxx	xxx	xxx	xxx	xxx	xxx	xxx	xxx	xxx	xxx	xxx	xxx	xxx	xxx	18	42
1 cow	139	273	139	384	56,825	147,494	65	5	810	56	5,997	8	571	102	7,175	130	162
2 cows	154		308		117,173		125	23	8,450	98	18,258	7	845	111	9,588	149	327
3 cows	79		257		83,449		75	23	11,310	55	16,085	4	354	53	4,028	79	268
4 cows	47	252	188	1,123	74,336	402,695	42	11	10,470	33	14,955	—	—	22	2,042	46	197
5 to 9 cows	78		480		175,259		75	28	26,971	50	31,126	5	1,083	45	5,075	77	460
10 to 14 cows	15	14	170	174	68,040	81,315	15	7	17,675	9	11,590	—	—	11	1,489	15	160
15 to 19 cows	1		15		7,980		1	1	3,600	1	1,460	—	—	—	—	1	16
20 cows and over	4	4	109	105	47,300	54,280	4	4	36,000	—	—	2	2,400	3	2,715	4	81
Gerrard																	
Total	1,497	1,486	3,784	3,967	1,551,645	1,574,149	805	170	250,374	620	120,690	79	9,397	1,197	107,743	1,447	4,024
None	xxx	xxx	xxx	xxx	xxx	xxx	xxx	xxx	xxx	xxx	xxx	xxx	xxx	xxx	xxx	36	78
1 cow	517	943	517	1,339	248,044	546,469	138	12	1,814	116	8,961	24	1,909	408	29,518	463	572
2 cows	493		986		403,466		294	37	13,508	236	33,044	38	4,198	413	39,217	474	1,036
3 cows	208		624		255,493		149	29	23,535	121	24,645	12	1,410	162	16,125	205	659
4 cows	122	508	488	2,146	182,960	860,340	94	30	29,286	71	17,443	2	200	104	10,201	117	473
5 to 9 cows	134		793		280,495		109	47	74,031	68	28,642	1	50	100	10,716	150	804
10 to 14 cows	14	35	155	482	86,487	167,340	14	10	53,400	5	5,855	1	650	7	718	14	165
15 cows and over	9		221		94,700		7	5	54,800	3	2,100	1	1,000	3	1,250	8	257
Grant																	
Total	1,515	1,499	3,706	4,556	1,223,512	1,831,054	948	79	154,662	879	212,967	25	2,076	970	64,499	1,293	3,943
None	xxx	xxx	xxx	xxx	xxx	xxx	xxx	xxx	xxx	xxx	xxx	xxx	xxx	xxx	xxx	36	78
1 cow	369	779	369	1,229	129,809	520,780	171	4	375	166	14,080	5	352	252	14,180	336	503
2 cows	402		804		266,804		294	11	3,742	287	45,841	10	430	298	17,991	385	866
3 cows	211		633		206,076		176	4	3,100	170	42,034	6	666	165	15,784	207	622
4 cows	143	692	572	2,986	179,535	1,170,361	127	12	11,868	117	39,191	2	176	111	7,507	140	566
5 to 9 cows	166		999		317,543		156	34	63,362	125	60,776	2	452	129	9,539	165	987
10 to 14 cows	16	26	179	300	57,675	125,413	16	8	18,765	10	7,335	—	—	11	995	16	178
15 to 19 cows	5		86		31,850		5	3	20,950	3	3,550	—	—	3	465	5	79
20 to 29 cows	3	2	64	41	34,220	14,500	3	3	32,500	1	160	—	—	1	40	3	64

TABLE 19.—COWS MILKED AND MILK PRODUCED, 1939 AND 1929; DAIRY PRODUCTS SOLD AND BUTTER CHURNED, 1939; AND COWS KEPT FOR MILK APR. 1, 1940; BY NUMBER OF COWS MILKED, BY COUNTIES—Continued

(For explanation and definitions, see text)

STATE OR COUNTY AND NUMBER OF COWS MILKED	COWS MILKED				MILK PRODUCED (GALLONS)		DAIRY PRODUCTS SOLD, 1939							BUTTER CHURNED ON FARMS, 1939		COWS KEPT MAINLY FOR MILK PRODUCTION, APR. 1, 1940	
	Farms reporting		Number					Whole milk sold		Cream sold		Butter sold					
	1939	1929	1939	1929	1939	1929	Farms reporting	Farms reporting	Gallons	Farms reporting	Pounds of butterfat	Farms reporting	Pounds	Farms reporting	Pounds	Farms reporting	Number
KENTUCKY—Contd.																	
Graves																	
Total	5,644	3,574	10,397	11,329	4,257,806	4,979,587	2,428	1,019	1,597,178	1,385	385,942	119	28,390	2,494	238,995	5,886	10,955
None	xxx	xxx	xxx	xxx	xxx	xxx	xxx	xxx	xxx	xxx	xxx	xxx	xxx	xxx	xxx	84	252
1 cow	1,228	1,965	1,228	2,715	323,676	1,199,978	337	71	20,184	240	25,394	45	3,776	888	78,588	1,142	1,515
2 cows	960		1,920		748,681		717	228	125,777	471	81,813	37	4,505	825	57,514	926	2,028
3 cows	522		1,566		617,644		475	181	160,680	295	85,956	10	2,156	339	30,076	508	1,386
4 cows	396	1,466	1,584	6,752	630,169	2,920,128	377	195	234,577	190	71,819	11	2,082	282	26,505	391	1,558
5 to 9 cows	442		2,880		1,064,243		428	259	529,868	170	104,287	12	3,555	292	28,998	439	2,847
10 to 14 cows	54	131	600	1,622	251,468	719,548	54	45	171,957	13	10,253	2	3,700	43	8,430	54	626
15 to 19 cows	19		312		143,795		19	18	107,175	3	2,980	2	4,420	11	8,838	19	314
20 to 29 cows	25	10	507	228	277,950	126,053	25	22	248,980	1	3,500	2	2,490	16	4,198	25	471
30 to 49 cows	—	1	—	34	—	15,900	—	—	—	—	—	—	—	—	—	—	—
Grayson																	
Total	2,473	2,297	5,636	4,647	1,903,154	1,804,529	961	83	136,300	769	148,025	165	18,277	2,110	200,159	2,417	5,989
None	xxx	xxx	xxx	xxx	xxx	xxx	xxx	xxx	xxx	xxx	xxx	xxx	xxx	xxx	xxx	37	65
1 cow	978	1,765	978	2,449	353,477	954,991	145	16	1,270	92	8,158	48	3,510	854	61,047	917	1,142
2 cows	768		1,536		479,688		304	24	4,065	245	26,360	58	5,355	656	64,545	755	1,652
3 cows	329		987		319,651		199	14	6,560	166	26,751	25	2,646	282	30,878	321	1,040
4 cows	202	504	808	2,058	258,255	764,508	150	10	8,115	125	30,549	20	2,487	174	21,348	195	837
5 to 9 cows	188		1,140		371,203		155	16	17,510	136	54,502	13	1,279	157	20,439	184	1,057
10 to 14 cows	5	10	56	140	18,600	75,030	5	—	—	5	3,510	—	—	5	650	5	47
15 cows and over	3		151		102,280		3	3	98,780	—	—	1	1,000	2	1,252	3	151
Green																	
Total	2,084	1,958	4,910	4,192	1,785,040	1,500,488	1,055	47	45,366	974	194,789	79	7,713	1,825	203,024	2,028	5,167
None	xxx	xxx	xxx	xxx	xxx	xxx	xxx	xxx	xxx	xxx	xxx	xxx	xxx	xxx	xxx	30	56
1 cow	760	1,448	760	1,984	302,468	739,142	167	5	418	151	10,890	22	1,158	646	57,975	704	859
2 cows	646		1,292		476,272		343	14	4,360	310	37,098	35	3,126	572	65,937	632	1,387
3 cows	300		900		327,891		208	4	1,636	201	42,841	8	910	262	31,332	292	910
4 cows	195	495	780	2,040	275,068	712,731	166	10	9,272	155	39,845	8	857	175	22,997	192	799
5 to 9 cows	161		954		316,301		148	10	14,250	139	50,503	5	1,466	149	21,757	156	894
10 cows and over	22	15	244	168	87,040	48,595	21	4	15,430	18	13,612	1	416	19	3,026	22	262
Greenup																	
Total	1,607	1,568	3,045	3,155	1,316,351	1,311,156	325	79	147,048	179	48,846	114	11,817	1,460	203,312	1,600	3,310
None	xxx	xxx	xxx	xxx	xxx	xxx	xxx	xxx	xxx	xxx	xxx	xxx	xxx	xxx	xxx	41	74
1 cow	868	1,235	868	1,693	402,670	708,011	82	26	3,208	14	1,260	53	3,107	788	93,184	828	933
2 cows	468		936		378,729		102	19	2,428	65	9,796	39	4,464	456	66,605	465	1,011
3 cows	140		420		159,895		44	5	2,542	31	7,212	13	1,107	130	22,965	140	452
4 cows	59	325	236	1,321	93,105	540,675	34	7	5,250	28	10,198	5	527	51	8,817	58	234
5 to 9 cows	56		346		153,557		47	11	38,940	35	15,449	3	1,112	44	8,463	56	345
10 to 14 cows	9	9	108	121	52,025	52,250	9	4	26,300	5	4,280	—	—	7	1,160	9	111
15 to 19 cows	3		46		23,510		3	3	22,440	—	—	—	—	1	160	3	56
20 to 29 cows	4	1	85	20	52,860	10,220	4	4	45,960	1	651	1	1,500	3	1,960	4	94
Hancock																	
Total	874	821	1,804	1,833	739,965	890,859	363	39	21,717	290	67,758	64	7,087	745	90,460	787	1,763
None	xxx	xxx	xxx	xxx	xxx	xxx	xxx	xxx	xxx	xxx	xxx	xxx	xxx	xxx	xxx	7	8
1 cow	421	585	421	799	198,145	390,374	82	10	1,004	46	3,194	31	2,608	365	41,586	353	424
2 cows	232		464		187,264		94	14	4,775	72	10,020	17	1,482	191	25,697	217	450
3 cows	99		297		115,570		78	5	1,104	73	15,807	7	797	83	9,967	94	293
4 cows	62	229	248	938	100,491	443,127	53	1	400	52	19,451	3	338	54	5,940	58	257
5 to 9 cows	57		336		123,025		53	8	7,436	46	18,506	5	1,662	47	6,794	55	299
10 cows and over	3	7	38	96	15,470	57,358	3	1	7,000	1	780	1	200	3	476	3	32
Hardin																	
Total	2,436	2,324	8,620	8,598	3,247,449	3,390,077	1,245	318	956,369	899	298,895	108	17,736	2,001	191,079	2,385	9,250
None	xxx	xxx	xxx	xxx	xxx	xxx	xxx	xxx	xxx	xxx	xxx	xxx	xxx	xxx	xxx	41	75
1 cow	693	1,163	693	1,680	285,408	661,677	126	20	3,216	86	7,827	30	1,586	590	45,388	641	922
2 cows	601		1,202		427,755		225	53	8,755	183	26,319	21	2,222	529	48,477	579	1,401
3 cows	316		948		312,279		167	24	17,481	136	27,113	16	2,179	277	28,178	307	1,012
4 cows	224	990	896	4,958	303,913	1,884,230	178	31	27,805	148	42,551	15	1,415	186	19,754	220	904
5 to 9 cows	469		2,950		1,009,481		418	115	232,312	307	150,541	21	5,869	342	38,540	464	2,963
10 to 14 cows	88	137	984	1,669	386,450	696,249	86	54	233,234	35	32,456	1	100	54	6,814	86	981
15 to 19 cows	22		360		190,900		22	20	158,906	3	3,980	1	5	11	954	22	373
20 to 29 cows	19	14	461	311	248,170	147,921	19	17	199,660	1	8,108	2	2,540	10	3,312	19	466
30 to 49 cows	4	—	126	—	85,113	—	4	4	75,000	—	—	1	1,820	2	1,862	4	155
Harlan																	
Total	1,299	641	1,951	1,080	859,076	491,380	217	175	162,192	14	2,993	140	21,042	1,240	164,851	1,250	2,027
None	xxx	xxx	xxx	xxx	xxx	xxx	xxx	xxx	xxx	xxx	xxx	xxx	xxx	xxx	xxx	43	55
1 cow	928	593	928	799	402,227	356,440	118	92	13,891	6	505	78	5,488	887	89,989	859	933
2 cows	298		596		211,054		59	48	13,274	3	185	39	4,979	287	49,245	277	570
3 cows	42		128		41,580		14	13	4,002	—	—	9	1,717	40	11,337	40	121
4 cows	11	41	44	152	15,520	50,515	7	6	6,630	2	415	4	290	10	2,000	11	39
5 to 9 cows	10		58		30,110		9	8	14,483	—	—	4	2,300	9	4,889	10	74
10 to 14 cows	3	5	35	59	34,550	29,850	3	3	25,950	1	200	3	2,800	3	3,205	3	37
15 to 19 cows	2		30		23,580		2	2	15,300	—	—	—	—	1	200	2	50
20 cows and over	5	2	134	70	80,475	54,575	5	5	68,862	2	1,888	3	3,488	3	3,986	5	148

TABLE 19.—COWS MILKED AND MILK PRODUCED, 1939 AND 1929; DAIRY PRODUCTS SOLD AND BUTTER CHURNED, 1939; AND COWS KEPT FOR MILK APR. 1, 1940; BY NUMBER OF COWS MILKED, BY COUNTIES—Continued

(For explanation and definitions, see text)

STATE OR COUNTY AND NUMBER OF COWS MILKED	COWS MILKED				MILK PRODUCED (GALLONS)		DAIRY PRODUCTS SOLD, 1939						BUTTER CHURNED ON FARMS, 1939		COWS KEPT MAINLY FOR MILK PRODUCTION, APR. 1, 1940	
	Farms reporting		Number					Whole milk sold		Cream sold		Butter sold				
	1939	1929	1939	1929	1939	1929	Farms reporting	Farms reporting	Gallons	Farms reporting	Pounds of butterfat	Farms reporting	Pounds	Farms reporting	Pounds	Farms reporting	Number
KENTUCKY—Contd.																	
Harrison																	
Total	1,776	1,902	4,485	5,646	1,644,534	2,140,597	1,135	457	381,055	665	130,208	84	11,239	1,253	97,895	1,694	4,372
None	xxx	xxx	xxx	xxx	xxx	xxx	xxx	xxx	xxx	xxx	xxx	xxx	xxx	xxx	xxx	120	246
1 cow	619	1,058	619	1,636	229,431	654,115	250	63	9,530	152	13,769	24	1,155	434	27,315	540	620
2 cows	565		1,126		403,362		393	117	39,103	263	36,998	31	3,319	411	30,942	506	1,096
3 cows	237		711		253,296		197	76	46,068	121	26,093	9	829	169	12,653	218	682
4 cows	145	805	580	3,535	211,105	1,501,095	127	56	50,700	68	19,886	10	1,963	99	9,508	128	539
5 to 9 cows	186		1,129		398,655		160	104	152,334	54	23,512	8	3,856	126	15,786	157	910
10 to 14 cows	21	37	237	454	107,185	171,387	21	15	52,060	7	9,950	2	117	11	1,381	20	202
15 to 19 cows	5		85		41,300		5	6	31,260	—	—	—	—	3	308	5	77
20 to 29 cows	—	2	—	41	—	14,000	—	—	—	—	—	—	—	—	—	—	—
Hart																	
Total	2,480	2,401	7,180	6,840	2,869,557	2,666,517	1,703	51	67,562	1,577	495,271	171	19,540	2,251	230,677	2,449	7,906
None	xxx	xxx	xxx	xxx	xxx	xxx	xxx	xxx	xxx	xxx	xxx	xxx	xxx	xxx	xxx	50	92
1 cow	716	1,360	716	1,944	299,506	745,292	233	16	3,139	164	12,968	76	7,760	644	56,764	664	955
2 cows	643		1,286		501,032		449	8	1,908	426	64,598	45	4,376	575	60,300	621	1,453
3 cows	403		1,209		470,933		345	4	655	337	80,947	20	2,462	371	37,430	401	1,345
4 cows	321	991	1,284	4,302	505,361	1,670,313	295	8	4,920	284	95,538	18	2,907	299	33,462	318	1,342
5 to 9 cows	355		2,189		865,010		339	9	25,000	328	196,342	8	1,455	325	37,419	353	2,250
10 to 14 cows	37	50	396	594	170,315	250,912	37	5	13,240	34	33,578	4	580	32	4,700	37	366
15 to 19 cows	1		15		6,000		1	—	—	1	2,000	—	—	1	100	1	15
20 to 29 cows	4	—	85	—	51,400	—	4	1	18,700	3	9,300	—	—	4	502	4	88
Henderson																	
Total	1,499	1,622	4,045	4,352	1,711,399	1,843,495	829	65	212,185	655	208,393	200	39,953	1,315	178,921	1,515	4,471
None	xxx	xxx	xxx	xxx	xxx	xxx	xxx	xxx	xxx	xxx	xxx	xxx	xxx	xxx	xxx	46	113
1 cow	555	1,080	555	1,474	269,595	631,165	165	19	3,634	101	11,239	60	4,510	483	50,279	534	658
2 cows	428		856		340,818		244	16	6,645	187	36,933	60	7,844	378	46,555	422	951
3 cows	200		600		234,250		150	6	2,328	129	35,267	31	5,597	178	26,602	198	626
4 cows	136	493	544	2,086	202,926	795,019	110	5	1,784	100	33,579	16	3,470	124	18,889	136	610
5 to 9 cows	148		868		320,740		130	9	6,260	117	63,827	24	5,417	130	21,047	145	854
10 to 14 cows	17	34	180	422	88,277	205,549	17	1	8,000	15	16,048	4	5,115	15	6,557	17	181
15 to 19 cows	5		80		41,800		5	1	13,000	4	7,300	2	1,050	2	1,340	5	71
20 to 29 cows	4	12	94	268	51,640	137,562	4	2	24,235	2	4,200	2	6,150	3	6,552	4	96
30 cows and over	6	3	268	102	161,353	74,200	6	6	146,299	—	—	1	800	2	1,100	6	311
Henry																	
Total	1,342	1,757	5,776	6,309	2,385,853	2,883,345	1,023	162	748,442	880	322,742	26	2,714	1,174	90,486	1,299	6,082
None	xxx	xxx	xxx	xxx	xxx	xxx	xxx	xxx	xxx	xxx	xxx	xxx	xxx	xxx	xxx	29	118
1 cow	214	854	214	1,266	83,283	593,412	87	5	1,046	83	6,308	3	205	187	10,593	186	341
2 cows	295		590		219,522		225	10	3,363	213	36,678	12	819	262	18,077	276	661
3 cows	241		723		265,795		194	14	12,999	182	49,818	3	167	223	15,905	229	747
4 cows	194	795	776	3,583	280,988	1,618,766	162	20	18,077	148	53,242	3	112	170	13,260	187	762
5 to 9 cows	296		1,873		716,983		253	49	109,147	211	126,463	4	1,388	259	24,634	292	1,864
10 to 14 cows	61	98	701	1,204	313,650	558,142	61	29	160,957	35	38,590	1	23	47	4,778	61	718
15 to 19 cows	25		404		193,507		25	21	159,718	5	7,443	—	—	14	1,924	23	381
20 to 29 cows	8	8	176	183	93,825	87,890	8	6	67,900	3	4,200	—	—	7	815	8	180
30 cows and over	8	2	319	73	218,100	25,135	8	8	215,235	—	—	—	—	5	500	8	310
Hickman																	
Total	1,210	1,038	3,232	2,999	1,222,122	1,105,271	771	61	79,276	678	211,437	70	8,659	1,038	110,152	1,206	3,504
None	xxx	xxx	xxx	xxx	xxx	xxx	xxx	xxx	xxx	xxx	xxx	xxx	xxx	xxx	xxx	25	34
1 cow	403	585	403	829	156,670	307,553	111	5	925	90	7,711	21	1,517	349	30,734	389	533
2 cows	335		670		244,779		232	9	3,655	210	34,650	24	2,259	292	30,831	324	720
3 cows	176		528		191,625		150	10	5,680	133	38,085	18	3,243	155	18,828	175	612
4 cows	130	431	520	1,856	200,101	679,032	121	13	17,330	111	41,829	2	145	107	12,472	128	512
5 to 9 cows	151		926		359,172		142	23	43,706	120	73,001	5	1,495	126	16,524	150	907
10 to 14 cows	10	19	110	224	39,075	85,736	10	—	—	10	12,336	—	—	7	596	10	122
15 to 19 cows	5		75		30,700		5	1	8,000	4	3,625	—	—	2	167	5	64
20 to 29 cows	—	2	—	53	—	14,950	—	—	—	—	—	—	—	—	—	—	—
30 to 49 cows	—	1	—	37	—	18,000	—	—	—	—	—	—	—	—	—	—	—
Hopkins																	
Total	1,945	1,955	4,885	4,363	1,930,369	1,992,959	1,031	218	314,796	505	197,458	513	72,555	1,701	276,197	1,886	5,301
None	xxx	xxx	xxx	xxx	xxx	xxx	xxx	xxx	xxx	xxx	xxx	xxx	xxx	xxx	xxx	29	48
1 cow	856	1,437	856	1,930	361,782	859,553	212	36	4,013	45	3,651	169	13,020	776	93,065	773	976
2 cows	535		1,070		401,739		314	61	17,565	128	24,363	182	22,072	470	83,628	518	1,150
3 cows	201		603		217,325		162	31	12,866	95	28,047	77	15,370	172	38,277	199	646
4 cows	145	476	580	2,080	195,007	911,791	122	22	14,881	85	31,350	44	8,846	117	23,712	143	605
5 to 9 cows	183		1,111		439,912		177	44	71,502	129	80,643	33	10,270	132	29,090	180	1,154
10 to 14 cows	34	15	389	189	180,155	93,625	33	16	94,672	18	17,804	7	2,805	26	7,130	33	429
15 to 19 cows	6		98		45,440		6	3	14,440	4	10,600	1	150	5	960	6	140
20 cows and over	5	7	178	214	89,009	127,990	5	5	84,859	1	1,000	—	—	3	335	5	153
Jackson																	
Total	2,200	1,546	5,751	2,797	1,368,133	1,193,244	380	28	14,421	312	62,183	45	7,012	2,118	260,387	2,169	3,962
None	xxx	xxx	xxx	xxx	xxx	xxx	xxx	xxx	xxx	xxx	xxx	xxx	xxx	xxx	xxx	31	44
1 cow	1,279	1,268	1,279	1,713	486,365	775,854	48	10	776	31	2,549	14	770	1,229	123,693	1,222	1,338
2 cows	563		1,126		407,846		125	10	1,757	107	14,527	13	976	541	72,560	560	1,217
3 cows	201		603		211,872		34	1	600	81	15,876	3	365	199	31,615	200	622
4 cows	93	278	372	1,084	128,525	417,410	52	3	1,508	48	11,170	3	346	90	15,516	93	374
5 cows and over	64		371		135,525		51	4	9,780	45	18,061	12	4,555	59	17,003	63	367

TABLE 19.—COWS MILKED AND MILK PRODUCED, 1939 AND 1929; DAIRY PRODUCTS SOLD AND BUTTER CHURNED, 1939; AND COWS KEPT FOR MILK APR. 1, 1940; BY NUMBER OF COWS MILKED, BY COUNTIES—Continued

(For explanation and definitions, see text)

STATE OR COUNTY AND NUMBER OF COWS MILKED	COWS MILKED				MILK PRODUCED (GALLONS)		DAIRY PRODUCTS SOLD, 1939						BUTTER CHURNED ON FARMS, 1939		COWS KEPT MAINLY FOR MILK PRODUCTION, APR. 1, 1940	
	Farms reporting		Number					Whole milk sold		Cream sold		Butter sold				
	1939	1929	1939	1929	1939	1929	Farms reporting	Farms reporting	Gallons	Farms reporting	Pounds of butterfat	Farms reporting	Pounds	Farms reporting	Pounds	Farms reporting	Number
KENTUCKY—Contd.																	
Jefferson																	
Total	2,213	1,705	9,919	8,587	5,737,456	4,971,626	1,058	407	3,357,489	470	295,710	265	100,115	1,488	250,225	2,168	10,262
None	xxx	xxx	xxx	xxx	xxx	xxx	xxx	xxx	xxx	xxx	xxx	xxx	xxx	xxx	xxx	53	164
1 cow	998	914	998	1,184	500,866	633,920	146	26	8,056	57	8,282	73	7,284	755	75,915	928	1,064
2 cows	421		842		389,034		172	29	17,240	84	18,994	72	13,019	327	47,641	408	878
3 cows	186		558		259,646		155	26	23,444	105	33,530	35	8,178	123	20,777	181	578
4 cows	94	537	376	2,691	183,774	1,438,616	79	16	17,400	52	28,560	16	8,015	66	16,798	94	383
5 to 9 cows	232		1,500		809,331		224	68	214,421	134	116,632	42	29,151	136	45,598	226	1,511
10 to 14 cows	107	173	1,267	2,272	755,727	1,264,230	107	82	562,589	20	31,309	11	16,706	34	20,334	105	1,292
15 to 19 cows	77		1,277		753,564		77	67	641,674	8	17,680	7	7,835	20	9,176	75	1,257
20 to 29 cows	69	50	1,604	1,115	1,020,118	671,352	69	65	922,683	5	13,394	4	6,540	16	8,146	69	1,605
30 to 49 cows	19	23	688	776	471,915	587,882	19	19	441,245	3	5,045	3	955	9	1,840	19	707
50 to 74 cows	5	5	264	280	211,315	196,326	5	4	160,953	1	16,284	1	1,200	1	1,500	5	257
75 to 99 cows	1	2	75	169	45,000	79,300	1	1	15,000	1	6,000	1	1,250	1	2,500	1	75
100 to 199 cows	4	1	470	100	337,166	100,000	4	4	332,784	———	———	———	———	———	———	4	491
Jessamine																	
Total	976	1,038	2,695	2,959	1,200,174	1,346,275	695	46	188,541	610	147,854	73	17,657	877	87,843	957	3,013
None	xxx	xxx	xxx	xxx	xxx	xxx	xxx	xxx	xxx	xxx	xxx	xxx	xxx	xxx	xxx	5	8
1 cow	309	615	309	875	127,045	417,212	150	8	936	133	12,189	16	1,081	279	19,993	291	395
2 cows	303		606		245,745		224	7	1,765	197	34,952	24	3,244	281	26,938	298	696
3 cows	158		474		214,057		130	5	1,113	125	30,814	6	1,812	146	14,248	157	565
4 cows	100	401	400	1,731	177,682	754,526	90	4	6,850	80	26,947	10	3,205	92	10,704	100	413
5 to 9 cows	83		487		221,295		78	7	11,305	66	37,223	15	6,335	66	13,041	83	502
10 to 14 cows	13	16	145	187	65,470	83,787	13	5	18,665	9	5,729	2	1,980	12	2,844	13	129
15 to 19 cows	2		30		20,000		2	2	19,900	———	———	———	———	———	———	2	33
20 to 29 cows	3	5	76	114	34,000	61,375	3	3	33,800	———	———	———	———	———	———	3	76
30 to 49 cows	5	———	168	———	94,900	———	5	5	94,207	———	———	———	———	1	75	5	196
50 to 74 cows	———	1	———	52	———	29,375	———	———	———	———	———	———	———	———	———	———	———
Johnson																	
Total	2,280	1,886	3,458	2,729	1,629,300	1,299,402	219	138	91,899	14	1,962	173	18,975	2,231	343,011	2,290	3,733
None	xxx	xxx	xxx	xxx	xxx	xxx	xxx	xxx	xxx	xxx	xxx	xxx	xxx	xxx	xxx	41	55
1 cow	1,469	1,743	1,469	2,180	742,922	1,063,839	79	48	3,137	2	45	70	3,878	1,434	174,858	1,442	1,653
2 cows	653		1,306		587,179		78	52	9,080	5	365	62	7,902	645	132,512	649	1,373
3 cows	102		306		114,810		30	16	4,469	2	332	22	3,490	99	19,390	102	319
4 cows	24	140	96	511	38,815	201,963	11	6	4,196	2	341	6	1,438	23	5,241	24	93
5 to 9 cows	26		154		59,974		15	11	12,892	2	554	10	1,967	24	9,200	26	128
10 to 14 cows	3		38		18,750		3	3	14,500	———	———	———	———	3	1,120	3	29
15 cows and over	3	3	89	38	66,850	33,600	3	2	43,625	1	325	3	300	3	690	3	83
Kenton																	
Total	948	995	4,328	4,503	2,205,474	2,307,587	639	365	1,390,755	192	94,267	151	69,101	360	97,998	952	4,483
None	xxx	xxx	xxx	xxx	xxx	xxx	xxx	xxx	xxx	xxx	xxx	xxx	xxx	xxx	xxx	37	83
1 cow	246	413	246	613	104,066	275,448	55	22	4,555	12	1,842	34	2,826	112	12,755	227	272
2 cows	186		372		146,935		100	25	16,469	52	14,106	32	4,808	86	11,357	178	376
3 cows	96		288		133,029		75	27	23,948	36	13,075	26	6,847	48	11,215	96	287
4 cows	80	495	320	2,486	140,021	1,186,640	76	37	57,700	31	15,170	16	5,904	30	7,616	79	322
5 to 9 cows	236		1,515		749,788		229	158	472,726	54	40,228	31	27,350	62	32,588	233	1,530
10 to 14 cows	66	63	728	757	387,860	419,152	66	60	331,619	3	2,204	8	15,301	17	16,057	65	706
15 to 19 cows	16		261		152,675		16	15	137,575	2	1,152	2	3,865	3	4,130	16	278
20 to 29 cows	15	15	335	347	223,200	244,297	15	14	205,188	1	5,000	1	2,000	1	2,080	14	281
30 cows and over	7	9	263	300	167,900	182,050	7	7	140,975	1	1,490	1	200	1	200	7	348
Knott																	
Total	2,175	1,613	2,725	2,124	1,207,455	992,844	93	68	12,615	10	1,366	58	3,095	2,119	244,025	2,153	2,797
None	xxx	xxx	xxx	xxx	xxx	xxx	xxx	xxx	xxx	xxx	xxx	xxx	xxx	xxx	xxx	39	43
1 cow	1,696	1,584	1,696	1,956	772,517	924,574	49	39	2,690	1	50	32	1,147	1,649	159,895	1,640	1,759
2 cows	435		870		274,298		35	24	4,100	6	551	20	1,108	426	72,760	430	856
3 cows	31		93		36,055		3	2	925	1	90	2	150	31	7,385	31	85
4 cows	7	49	28	168	9,330	68,270	2	2	700	———	———	1	40	7	2,065	7	22
5 cows and over	6		38		15,255		4	1	4,200	2	675	3	650	6	1,920	6	32
Knox																	
Total	2,665	2,242	4,049	3,580	1,671,381	1,542,298	410	194	101,405	47	13,718	309	32,946	2,482	371,914	2,658	4,210
None	xxx	xxx	xxx	xxx	xxx	xxx	xxx	xxx	xxx	xxx	xxx	xxx	xxx	xxx	xxx	97	106
1 cow	1,773	2,019	1,773	2,652	833,707	1,196,522	152	83	9,184	3	448	120	8,410	1,645	203,247	1,690	1,882
2 cows	659		1,318		498,398		138	66	13,965	12	2,055	113	11,184	624	118,224	640	1,330
3 cows	133		399		130,550		59	19	5,589	10	2,246	47	6,074	128	27,147	131	382
4 cows	55	214	220	820	72,381	312,951	29	11	4,977	10	3,631	16	3,500	49	13,347	54	200
5 to 9 cows	39		228		66,397		26	10	9,590	10	3,904	11	2,578	33	8,699	38	199
10 to 14 cows	3	9	37	108	16,950	32,825	3	2	13,100	1	780	1	200	1	200	3	37
15 cows and over	3		74		53,000		3	3	45,000	1	654	1	1,000	2	1,050	3	74
Larue																	
Total	1,215	1,244	3,976	3,741	1,315,415	1,501,196	910	65	63,948	835	228,002	53	4,511	1,144	107,413	1,213	4,454
None	xxx	xxx	xxx	xxx	xxx	xxx	xxx	xxx	xxx	xxx	xxx	xxx	xxx	xxx	xxx	25	64
1 cow	288	659	288	965	104,077	416,274	115	4	83	100	8,769	17	716	271	20,950	274	430
2 cows	336		672		222,907		247	11	2,501	232	33,476	16	1,665	323	28,473	330	762
3 cows	190		570		182,438		166	8	3,988	156	30,214	10	715	179	17,845	188	642
4 cows	139	557	556	2,462	179,721	976,397	128	6	2,695	123	38,176	2	375	129	12,877	139	601
5 to 9 cows	215		1,315		435,528		208	24	28,912	185	80,219	8	930	201	22,010	212	1,365
10 to 14 cows	38	28	422	314	133,744	108,525	38	8	14,814	34	26,313	1	50	34	4,149	38	411
15 cows and over	9		153		57,000		8	4	10,975	5	10,835	1	60	7	1,309	9	181

TABLE 19.—COWS MILKED AND MILK PRODUCED, 1939 AND 1929; DAIRY PRODUCTS SOLD AND BUTTER CHURNED, 1939; AND COWS KEPT FOR MILK APR. 1, 1940; BY NUMBER OF COWS MILKED, BY COUNTIES—Continued

(For explanation and definitions, see text)

STATE OR COUNTY AND NUMBER OF COWS MILKED	COWS MILKED				MILK PRODUCED (GALLONS)		DAIRY PRODUCTS SOLD, 1939							BUTTER CHURNED ON FARMS, 1939		COWS KEPT MAINLY FOR MILK PRODUCTION, APR. 1, 1940	
	Farms reporting		Number					Whole milk sold		Cream sold		Butter sold					
	1939	1929	1939	1929	1939	1929	Farms reporting	Farms reporting	Gallons	Farms reporting	Pounds of butterfat	Farms reporting	Pounds	Farms reporting	Pounds	Farms reporting	Number
KENTUCKY—Contd.																	
Laurel																	
Total	2,983	2,449	5,461	4,819	2,371,761	2,467,796	841	173	219,980	551	108,006	264	27,616	2,763	360,923	2,917	5,663
None	xxx	xxx	xxx	xxx	xxx	xxx	xxx	xxx	xxx	xxx	xxx	xxx	xxx	xxx	xxx	57	90
1 cow	1,637	1,908	1,637	2,605	758,286	1,362,521	208	54	5,653	87	6,021	108	8,931	1,527	174,113	1,546	1,725
2 cows	782		1,584		662,488		257	45	13,076	175	21,184	86	7,556	743	107,357	782	1,631
3 cows	283		849		322,094		172	21	7,051	142	25,782	37	5,593	261	40,603	283	882
4 cows	139	536	556	2,153	216,989	1,070,275	102	20	13,760	80	22,806	20	3,365	132	21,503	137	535
5 to 9 cows	97		543		225,054		87	22	45,282	62	22,233	12	1,971	88	15,583	97	538
10 to 14 cows	8	5	93	61	61,490	35,000	8	5	34,210	4	3,380	—	—	8	1,114	8	80
15 to 19 cows	2		33		18,350		2	2	18,150	—	—	—	—	1	60	2	33
20 cows and over	5	—	186	—	107,030	—	5	4	82,818	1	6,600	1	200	3	590	5	149
Lawrence																	
Total	2,130	2,012	4,567	4,305	1,795,751	1,942,364	519	183	446,993	250	52,277	169	13,135	1,969	242,030	2,120	4,845
None	xxx	xxx	xxx	xxx	xxx	xxx	xxx	xxx	xxx	xxx	xxx	xxx	xxx	xxx	xxx	46	60
1 cow	1,065	1,542	1,065	2,158	438,528	1,019,522	104	34	3,444	34	2,325	60	3,142	987	97,070	1,021	1,198
2 cows	624		1,248		437,713		157	41	13,141	80	9,287	58	4,322	587	80,268	615	1,241
3 cows	211		633		216,505		88	25	16,776	50	8,291	21	1,828	197	33,078	209	656
4 cows	85	447	340	1,783	104,215	765,427	45	9	6,256	33	10,223	10	1,061	77	12,980	84	324
5 to 9 cows	103		618		221,855		85	40	77,871	44	16,886	17	2,172	93	14,938	103	628
10 to 14 cows	22	17	251	201	128,560	69,365	21	15	97,305	6	4,180	—	—	15	1,713	22	284
15 to 19 cows	11		176		90,075		10	10	81,850	2	960	1	50	8	855	11	190
20 cows and over	9	6	236	163	158,300	88,050	9	9	150,350	1	125	2	560	5	1,128	9	264
Lee																	
Total	1,074	984	1,562	1,566	631,690	635,212	148	52	13,600	76	14,376	68	5,299	1,027	135,140	1,056	1,655
None	xxx	xxx	xxx	xxx	xxx	xxx	xxx	xxx	xxx	xxx	xxx	xxx	xxx	xxx	xxx	25	30
1 cow	735	884	735	1,166	321,384	477,441	49	24	2,639	10	1,089	34	2,201	705	81,624	696	792
2 cows	258		516		193,464		55	16	2,530	32	3,563	22	1,548	248	37,991	254	513
3 cows	53		159		60,955		26	7	2,300	21	3,479	6	330	49	9,678	53	154
4 cows	18	100	72	400	25,685	157,771	10	3	266	7	2,465	3	570	17	3,760	18	75
5 cows and over	10		80		30,202		8	2	5,865	6	3,780	3	650	8	2,087	10	91
Leslie																	
Total	1,849	1,299	2,323	1,779	1,084,523	846,026	44	29	4,791	—	—	35	1,805	1,798	210,414	1,837	2,433
None	xxx	xxx	xxx	xxx	xxx	xxx	xxx	xxx	xxx	xxx	xxx	xxx	xxx	xxx	xxx	31	34
1 cow	1,416	1,252	1,416	1,622	699,486	785,001	22	12	1,821	—	—	19	1,015	1,375	129,878	1,374	1,478
2 cows	393		786		337,049		18	13	2,000	—	—	13	550	383	69,334	392	803
3 cows and over	40	47	121	157	47,988	61,025	4	4	1,170	—	—	3	240	40	11,202	40	118
Letcher																	
Total	2,160	1,403	2,821	1,999	1,291,146	870,007	190	165	64,870	2	200	147	12,404	2,087	309,299	2,127	2,927
None	xxx	xxx	xxx	xxx	xxx	xxx	xxx	xxx	xxx	xxx	xxx	xxx	xxx	xxx	xxx	51	54
1 cow	1,642	1,345	1,642	1,818	787,344	800,647	90	77	7,572	1	100	65	2,821	1,581	194,084	1,576	1,721
2 cows	459		918		376,717		79	69	14,523	1	100	63	5,858	448	95,108	442	877
3 cows	40		120		43,905		9	9	5,075	—	—	9	900	40	12,015	40	125
4 cows	11	58	44	181	18,000	69,360	6	6	3,625	—	—	6	1,125	11	4,500	11	42
5 cows and over	8		97		65,180		6	4	34,075	—	—	4	1,700	7	3,612	7	108
Lewis																	
Total	1,768	1,661	4,735	4,903	2,037,681	2,077,133	859	269	455,724	559	259,257	85	11,259	1,174	119,256	1,729	5,008
None	xxx	xxx	xxx	xxx	xxx	xxx	xxx	xxx	xxx	xxx	xxx	xxx	xxx	xxx	xxx	59	100
1 cow	685	973	685	1,392	266,271	606,732	101	18	3,815	63	6,259	25	1,930	515	43,825	628	786
2 cows	486		972		399,492		261	59	33,939	180	44,195	56	5,445	326	36,455	464	1,072
3 cows	204		612		255,860		145	42	40,678	108	35,538	8	380	116	13,180	195	615
4 cows	131	635	524	2,803	229,828	1,176,561	106	34	44,591	74	58,358	4	350	75	9,538	129	511
5 to 9 cows	222		1,434		645,012		207	89	205,548	118	92,344	11	2,154	122	13,767	215	1,401
10 to 14 cows	31	49	340	603	144,018	249,340	30	19	63,648	15	13,624	1	1,000	15	2,250	30	344
15 to 19 cows	6		96		50,600		6	5	17,905	3	8,945	—	—	4	317	6	104
20 to 29 cows	3	3	72	62	46,600	26,500	3	3	45,600	—	—	—	—	1	104	3	75
30 to 49 cows	—	1	—	43	—	18,000	—	—	—	—	—	—	—	—	—	—	—
Lincoln																	
Total	2,227	1,994	5,991	5,827	2,274,551	2,480,121	1,005	397	514,908	586	172,224	98	11,425	1,887	165,090	2,214	6,896
None	xxx	xxx	xxx	xxx	xxx	xxx	xxx	xxx	xxx	xxx	xxx	xxx	xxx	xxx	xxx	55	139
1 cow	874	1,245	874	1,671	335,544	737,264	121	33	5,416	64	5,440	37	2,644	754	54,317	831	1,083
2 cows	556		1,112		419,235		248	67	23,034	174	24,875	28	2,802	499	46,904	545	1,355
3 cows	276		828		307,570		186	90	55,235	97	20,909	16	2,240	234	23,568	271	1,020
4 cows	196	675	784	3,059	280,023	1,278,990	152	49	44,474	104	30,711	4	622	157	15,647	196	849
5 to 9 cows	269		1,658		594,486		242	115	190,087	131	63,999	12	2,517	205	20,750	264	1,664
10 to 14 cows	40	61	455	813	178,696	340,167	40	33	111,130	10	4,890	1	600	31	3,154	38	447
15 to 19 cows	10		167		77,412		10	6	43,637	4	10,100	—	—	4	294	10	179
20 to 29 cows	6	13	133	284	81,385	123,700	6	4	41,895	2	11,300	—	—	3	456	6	160
Livingston																	
Total	1,060	1,075	2,173	2,567	609,670	734,081	226	30	6,868	143	26,952	85	6,745	977	99,494	1,044	2,249
None	xxx	xxx	xxx	xxx	xxx	xxx	xxx	xxx	xxx	xxx	xxx	xxx	xxx	xxx	xxx	13	25
1 cow	425	752	425	1,088	146,675	356,750	45	10	591	23	1,248	19	510	389	28,908	407	497
2 cows	398		796		227,837		79	9	1,702	46	4,013	31	1,849	375	39,605	388	813
3 cows	125		375		95,858		38	4	1,070	26	4,188	16	1,109	112	15,222	125	364
4 cows	54	313	216	1,352	48,280	340,608	24	3	565	19	2,858	8	590	50	6,646	53	216
5 to 9 cows	54		320		77,500		38	4	2,940	25	10,989	11	2,687	49	8,503	54	293
10 to 14 cows	4	10	41	127	13,520	36,723	4	—	—	4	3,656	—	—	4	610	4	41
15 to 19 cows	—		—		—		—	—	—	—	—	—	—	—	—	—	—

TABLE 19.—COWS MILKED AND MILK PRODUCED, 1939 AND 1929; DAIRY PRODUCTS SOLD AND BUTTER CHURNED, 1939; AND COWS KEPT FOR MILK APR. 1, 1940; BY NUMBER OF COWS MILKED, BY COUNTIES—Continued

(For explanation and definitions, see text)

STATE OR COUNTY AND NUMBER OF COWS MILKED	COWS MILKED				MILK PRODUCED (GALLONS)		DAIRY PRODUCTS SOLD, 1939							BUTTER CHURNED ON FARMS, 1939		COWS KEPT MAINLY FOR MILK PRODUCTION, APR. 1, 1940	
	Farms reporting		Number					Whole milk sold		Cream sold		Butter sold					
	1939	1929	1939	1929	1939	1929	Farms reporting	Farms reporting	Gallons	Farms reporting	Pounds of butterfat	Farms reporting	Pounds	Farms reporting	Pounds	Farms reporting	Number
KENTUCKY—Contd.																	
Logan																	
Total	2,533	2,659	6,692	5,945	2,461,606	2,490,535	1,584	266	345,905	1,282	320,211	166	18,870	2,223	219,184	2,463	7,129
None	xxx	xxx	xxx	xxx	xxx	xxx	xxx	xxx	xxx	xxx	xxx	xxx	xxx	xxx	xxx	45	90
1 cow	881	1,912	881	2,615	337,312	1,133,661	306	29	5,615	245	23,655	46	3,179	785	61,566	808	1,035
2 cows	681		1,362		484,355		449	50	18,426	384	63,535	55	4,477	593	58,522	659	1,500
3 cows	379		1,137		409,216		307	45	30,388	255	65,464	30	4,761	335	38,304	367	1,160
4 cows	288	724	1,152	3,003	405,227	1,220,914	240	48	44,774	196	61,299	18	3,716	250	28,613	283	1,196
5 to 9 cows	259		1,559		556,065		238	65	95,133	184	85,133	15	2,464	227	27,370	256	1,538
10 to 14 cows	34	21	368	252	160,306	98,710	33	20	73,410	16	14,185	2	273	27	4,051	34	378
15 to 19 cows	2		34		14,900		2	2	10,700	———	———	———	———	2	256	2	39
20 to 29 cows	9	1	199	25	94,225	19,000	9	7	67,459	2	6,940	———	———	4	522	9	193
30 to 49 cows	———	———	———	———	———	———	———	———	———	———	———	———	———	———	———	———	———
50 to 74 cows	———	1	———	50	———	18,250	———	———	———	———	———	———	———	———	———	———	———
Lyon																	
Total	782	841	2,538	2,317	907,295	894,391	416	63	93,368	309	121,861	77	9,202	584	75,807	780	2,660
None	xxx	xxx	xxx	xxx	xxx	xxx	xxx	xxx	xxx	xxx	xxx	xxx	xxx	xxx	xxx	14	26
1 cow	218	538	218	749	88,217	284,778	42	6	644	19	1,250	23	1,735	186	19,403	205	286
2 cows	192		384		116,895		77	10	2,841	47	6,835	27	2,193	165	22,659	191	416
3 cows	114		342		105,848		72	7	2,055	59	14,498	11	1,464	83	11,548	114	351
4 cows	87	281	348	1,261	120,430	488,433	71	7	5,965	60	21,735	7	1,143	57	7,709	86	353
5 to 9 cows	141		866		323,778		124	22	43,565	102	54,409	8	1,667	76	10,769	140	817
10 to 14 cows	25	18	272	220	109,527	87,380	25	8	21,548	19	20,034	———	———	15	2,667	25	280
15 to 19 cows	2		32		12,000		2	1	1,750	1	800	———	———	———	———	2	55
20 cows and over	3	4	76	87	30,600	33,800	3	2	15,000	2	2,300	1	1,000	2	1,052	3	76
McCracken																	
Total	1,448	1,389	3,834	4,108	1,916,738	2,090,404	799	177	728,288	515	166,579	177	34,512	1,145	155,913	1,451	3,999
None	xxx	xxx	xxx	xxx	xxx	xxx	xxx	xxx	xxx	xxx	xxx	xxx	xxx	xxx	xxx	23	58
1 cow	754	970	754	1,259	354,873	591,891	230	35	4,565	121	14,486	96	9,483	649	75,227	741	855
2 cows	301		602		259,196		206	19	8,969	162	34,697	37	5,453	237	31,972	297	651
3 cows	133		399		172,932		118	13	6,419	99	35,490	19	4,106	104	16,071	130	427
4 cows	84	344	336	1,564	149,550	759,638	76	16	18,235	58	26,230	11	4,156	61	10,369	84	340
5 to 9 cows	125		776		387,246		118	48	157,763	70	49,249	12	7,314	75	15,944	125	745
10 to 14 cows	23	57	263	753	154,341	421,272	23	20	128,009	3	4,547	1	2,800	8	3,474	23	257
15 to 19 cows	11		186		107,462		11	9	99,137	2	1,880	———	———	4	554	11	185
20 to 29 cows	9	13	200	296	143,915	163,993	9	9	133,836	———	———	1	1,200	5	2,022	9	205
30 cows and over	8	5	318	256	187,223	153,610	8	8	171,355	———	———	———	———	2	280	8	296
McCreary																	
Total	1,094	742	1,408	1,118	596,575	448,269	133	120	37,268	2	351	122	9,227	1,023	128,199	1,064	1,395
None	xxx	xxx	xxx	xxx	xxx	xxx	xxx	xxx	xxx	xxx	xxx	xxx	xxx	xxx	xxx	13	16
1 cow	877	689	877	890	393,389	374,115	94	86	10,078	1	15	89	4,612	825	91,272	835	871
2 cows	185		370		144,496		27	23	4,130	1	336	22	2,369	168	29,473	184	358
3 cows	19		57		19,390		8	7	1,965	———	———	8	1,096	17	3,774	19	51
4 cows	5	53	20	228	6,500	72,154	1	1	1,095	———	———	1	500	5	1,250	5	25
5 cows and over	8		84		32,800		3	3	20,000	———	———	2	650	8	2,430	8	74
McLean																	
Total	1,219	1,124	2,881	2,706	1,265,379	1,268,099	774	44	42,890	658	200,142	123	20,087	1,046	117,705	1,215	3,116
None	xxx	xxx	xxx	xxx	xxx	xxx	xxx	xxx	xxx	xxx	xxx	xxx	xxx	xxx	xxx	23	47
1 cow	478	752	478	1,026	226,887	493,011	176	11	801	139	14,476	38	2,643	408	37,431	458	566
2 cows	337		674		295,346		238	13	5,302	206	40,422	36	3,954	285	30,814	333	757
3 cows	165		495		213,779		146	5	2,820	126	40,931	19	5,184	145	19,579	164	534
4 cows	128	358	512	1,498	210,753	689,178	113	5	5,070	98	39,449	19	3,926	109	15,172	128	528
5 to 9 cows	102		615		260,750		92	7	7,011	83	54,424	10	3,964	92	13,539	100	572
10 cows and over	9	14	107	182	57,864	85,910	9	3	21,886	6	10,440	1	416	7	1,170	9	112
Madison																	
Total	2,834	2,875	7,144	7,936	2,547,288	3,122,302	1,171	205	467,807	878	169,630	198	23,989	2,348	230,923	2,805	7,470
None	xxx	xxx	xxx	xxx	xxx	xxx	xxx	xxx	xxx	xxx	xxx	xxx	xxx	xxx	xxx	66	130
1 cow	1,250	1,856	1,250	2,583	517,538	1,089,972	262	26	3,913	194	14,238	61	3,876	1,032	78,603	1,180	1,446
2 cows	802		1,604		587,978		343	28	8,149	293	37,644	49	2,735	684	69,908	784	1,698
3 cows	295		885		293,664		182	25	11,265	142	26,912	31	3,086	246	27,181	291	898
4 cows	163	944	652	4,244	197,081	1,616,437	109	20	13,283	81	18,301	19	5,429	140	20,392	161	660
5 to 9 cows	252		1,582		482,945		203	67	112,618	132	45,674	29	7,030	196	29,027	251	1,515
10 to 14 cows	47	64	531	747	153,865	274,875	47	17	49,071	30	19,506	7	1,893	34	4,204	47	509
15 to 19 cows	14		222		88,565		14	9	54,650	6	7,355	2	140	10	1,117	14	214
20 to 29 cows	4	5	94	110	46,525	40,880	4	4	41,780	———	———	———	———	2	156	4	82
30 cows and over	7	6	324	252	179,127	100,138	7	7	173,078	———	———	———	———	4	335	7	318
Magoffin																	
Total	2,401	2,051	3,590	3,336	1,114,229	1,300,938	55	27	7,195	5	775	40	2,364	2,362	247,058	2,380	3,782
None	xxx	xxx	xxx	xxx	xxx	xxx	xxx	xxx	xxx	xxx	xxx	xxx	xxx	xxx	xxx	44	45
1 cow	1,455	1,837	1,455	2,598	514,895	1,055,165	8	3	245	———	———	5	105	1,430	114,255	1,402	1,529
2 cows	770		1,540		450,442		29	17	3,824	———	———	22	1,174	761	101,266	762	1,607
3 cows	130		390		98,562		7	1	59	1	100	6	340	128	22,411	127	390
4 cows	33	214	132	743	30,705	245,773	6	2	212	2	325	5	595	31	5,796	32	138
5 to 9 cows	13		73		19,625		5	4	2,855	2	350	2	150	12	3,330	13	73

TABLE 19.—COWS MILKED AND MILK PRODUCED, 1939 AND 1929; DAIRY PRODUCTS SOLD AND BUTTER CHURNED, 1939; AND COWS KEPT FOR MILK APR. 1, 1940; BY NUMBER OF COWS MILKED, BY COUNTIES—Continued

(For explanation and definitions, see text)

STATE OR COUNTY AND NUMBER OF COWS MILKED	COWS MILKED				MILK PRODUCED (GALLONS)		DAIRY PRODUCTS SOLD, 1939							BUTTER CHURNED ON FARMS, 1939		COWS KEPT MAINLY FOR MILK PRODUCTION, APR. 1, 1940	
	Farms reporting		Number					Whole milk sold		Cream sold		Butter sold					
	1939	1929	1939	1929	1939	1929	Farms reporting	Farms reporting	Gallons	Farms reporting	Pounds of butterfat	Farms reporting	Pounds	Farms reporting	Pounds	Farms reporting	Number
KENTUCKY—Contd.																	
Marion																	
Total	1,652	1,524	5,026	4,775	1,650,929	1,843,620	999	58	128,374	902	274,913	103	11,612	1,256	117,784	1,555	5,145
None	xxx	xxx	xxx	xxx	xxx	xxx	xxx	xxx	xxx	xxx	xxx	xxx	xxx	xxx	xxx	36	71
1 cow	549	881	549	1,251	187,774	479,886	161	4	205	137	10,001	29	1,668	411	29,768	469	609
2 cows	401		802		255,551		254	10	3,860	227	34,280	36	2,251	319	29,289	376	848
3 cows	228		684		212,584		166	13	7,499	148	31,297	17	963	176	18,863	221	750
4 cows	155	591	620	2,820	202,254	1,060,299	130	8	10,082	118	38,467	8	1,033	122	10,354	147	638
5 to 9 cows	270		1,669		498,169		242	9	7,977	234	114,355	11	497	199	20,339	260	1,590
10 to 14 cows	34	46	371	559	138,439	240,910	31	6	34,415	26	23,508	1	1,300	20	3,826	32	339
15 to 19 cows	8		125		57,371		8	3	19,840	6	10,425	—	—	5	620	8	120
20 to 29 cows	4	6	93	145	43,672	62,525	4	2	12,300	4	12,032	—	—	3	825	3	75
30 to 49 cows	3	—	113	—	55,115	—	3	3	30,196	2	550	1	3,900	1	3,900	3	105
Marshall																	
Total	1,891	1,924	3,797	3,824	1,594,909	1,766,914	1,150	164	142,129	948	213,969	130	11,237	1,537	174,176	1,842	3,828
None	xxx	xxx	xxx	xxx	xxx	xxx	xxx	xxx	xxx	xxx	xxx	xxx	xxx	xxx	xxx	34	45
1 cow	883	1,484	883	1,954	425,868	867,617	331	28	6,590	279	29,413	47	2,619	760	79,408	824	1,007
2 cows	584		1,166		449,967		434	49	23,223	368	63,473	51	3,620	475	56,541	567	1,146
3 cows	207		621		248,122		182	41	28,886	142	40,512	13	1,529	160	19,070	204	590
4 cows	105	424	420	1,668	176,092	806,927	100	23	27,370	77	30,379	10	1,626	69	8,508	103	399
5 to 9 cows	105		619		255,820		96	18	33,537	80	46,692	9	1,843	71	10,522	103	565
10 cows and over	7	16	86	202	39,040	92,370	7	5	22,523	2	3,500	—	—	2	127	7	76
Martin																	
Total	1,096	703	1,407	1,000	547,122	471,674	36	18	2,155	6	1,106	23	2,349	1,082	126,985	1,062	1,398
None	xxx	xxx	xxx	xxx	xxx	xxx	xxx	xxx	xxx	xxx	xxx	xxx	xxx	xxx	xxx	23	24
1 cow	843	663	843	858	346,632	422,489	22	12	1,170	2	276	16	1,458	834	78,432	789	853
2 cows	212		424		153,570		9	5	785	1	150	5	600	207	38,508	209	394
3 cows	28		84		28,910		3	—	—	2	350	1	216	28	6,240	28	81
4 cows	10	40	40	142	11,630	49,185	1	1	200	—	—	1	75	10	2,855	10	34
5 to 9 cows	3		16		6,380		1	—	—	1	330	—	—	3	950	3	12
Mason																	
Total	1,260	1,253	4,689	4,508	2,104,704	1,780,892	955	495	1,083,008	456	116,502	43	8,103	445	50,730	1,251	4,917
None	xxx	xxx	xxx	xxx	xxx	xxx	xxx	xxx	xxx	xxx	xxx	xxx	xxx	xxx	xxx	27	56
1 cow	286	619	286	983	122,019	393,466	105	22	4,270	74	6,130	12	625	116	8,292	265	320
2 cows	317		634		273,954		233	72	39,555	161	26,762	10	674	112	11,043	309	682
3 cows	209		627		264,706		181	91	86,176	93	21,492	7	1,362	82	9,932	207	684
4 cows	134	572	536	2,581	229,777	1,010,591	132	87	122,100	48	15,371	3	470	41	3,786	132	544
5 to 9 cows	242		1,494		669,289		233	161	387,231	71	36,542	9	3,210	76	12,845	240	1,519
10 to 14 cows	50	49	564	605	258,000	241,970	49	40	181,726	8	9,840	2	1,762	13	4,010	49	540
15 to 19 cows	10		161		78,849		10	10	70,550	—	—	—	—	4	718	10	171
20 to 29 cows	5	8	115	178	48,500	62,850	5	5	47,400	—	—	—	—	1	104	5	103
30 cows and over	7	5	272	161	159,610	72,015	7	7	144,000	1	365	—	—	—	—	7	298
Meade																	
Total	1,059	1,025	3,228	3,214	1,149,943	1,239,689	581	46	79,749	507	168,946	46	5,461	952	95,206	1,072	3,830
None	xxx	xxx	xxx	xxx	xxx	xxx	xxx	xxx	xxx	xxx	xxx	xxx	xxx	xxx	xxx	25	53
1 cow	317	548	317	815	129,842	348,427	70	7	1,003	50	4,948	15	1,580	284	26,858	307	416
2 cows	269		538		187,329		128	5	2,537	116	17,142	11	776	248	22,940	268	689
3 cows	160		480		159,947		114	11	6,119	100	20,706	9	1,160	138	14,412	159	603
4 cows	119	448	476	2,060	161,965	776,912	93	3	1,090	88	27,876	4	512	107	11,227	119	530
5 to 9 cows	164		1,018		346,425		146	12	10,985	131	70,214	6	833	153	16,747	164	1,119
10 to 14 cows	22	29	253	339	87,980	114,350	22	3	12,140	19	22,940	1	600	17	2,504	22	246
15 to 19 cows	5		77		34,950		5	3	19,750	2	2,520	—	—	4	414	5	77
20 to 29 cows	3	—	67	—	41,505	—	3	2	26,125	1	2,600	—	—	1	104	5	97
Menifee																	
Total	759	664	1,389	1,238	545,261	477,960	134	32	36,913	82	18,189	55	3,310	729	90,500	707	1,459
None	xxx	xxx	xxx	xxx	xxx	xxx	xxx	xxx	xxx	xxx	xxx	xxx	xxx	xxx	xxx	27	41
1 cow	369	546	369	776	146,674	295,540	24	3	181	7	369	16	1,085	356	36,272	305	379
2 cows	261		522		195,115		52	14	5,592	32	4,613	15	1,675	255	35,635	250	547
3 cows	70		210		81,950		27	6	4,880	20	3,856	3	450	67	9,669	67	220
4 cows	36	116	144	442	55,982	168,040	13	2	3,600	11	3,800	—	—	33	6,303	35	131
5 to 9 cows	20		112		48,940		15	4	10,425	12	5,551	—	—	17	2,221	20	106
10 to 14 cows	3	2	32	20	16,600	14,380	3	3	12,235	—	—	1	100	1	200	3	35
15 to 19 cows	—		—		—		—	—	—	—	—	—	—	—	—	—	—
Mercer																	
Total	1,624	1,659	5,359	5,435	1,854,722	2,352,719	1,238	326	410,752	908	247,617	66	11,245	1,428	117,879	1,618	5,451
None	xxx	xxx	xxx	xxx	xxx	xxx	xxx	xxx	xxx	xxx	xxx	xxx	xxx	xxx	xxx	34	84
1 cow	364	826	364	1,217	132,284	558,435	137	20	4,888	108	8,030	16	773	320	22,330	346	430
2 cows	410		820		278,012		308	58	23,546	240	30,589	21	1,953	361	28,751	398	842
3 cows	297		891		286,893		270	63	41,440	206	45,840	9	1,786	273	20,813	293	894
4 cows	231	790	924	3,642	299,087	1,553,758	216	61	48,535	160	46,488	8	2,965	204	19,302	226	944
5 to 9 cows	272		1,672		551,027		258	94	143,839	172	78,709	11	3,066	234	22,113	271	1,635
10 to 14 cows	58	39	426	477	166,305	197,171	37	21	61,474	17	22,028	1	700	27	3,198	36	401
15 to 19 cows	7		116		50,339		7	5	32,510	3	5,933	—	—	6	779	7	99
20 to 29 cows	2	3	49	69	25,625	37,555	2	2	10,500	1	4,000	—	—	1	104	2	42
30 to 49 cows	3	1	97	30	45,150	6,000	3	2	24,420	1	6,000	—	—	2	209	3	80

TABLE 19.—COWS MILKED AND MILK PRODUCED, 1939 AND 1929; DAIRY PRODUCTS SOLD AND BUTTER CHURNED, 1939; AND COWS KEPT FOR MILK APR. 1, 1940; BY NUMBER OF COWS MILKED, BY COUNTIES—Continued

(For explanation and definitions, see text)

STATE OR COUNTY AND NUMBER OF COWS MILKED	COWS MILKED				MILK PRODUCED (GALLONS)		DAIRY PRODUCTS SOLD, 1939							BUTTER CHURNED ON FARMS, 1939		COWS KEPT MAINLY FOR MILK PRODUCTION, APR. 1, 1940	
	Farms reporting		Number					Whole milk sold		Cream sold		Butter sold					
	1939	1929	1939	1929	1939	1929	Farms reporting	Farms reporting	Gallons	Farms reporting	Pounds of butterfat	Farms reporting	Pounds	Farms reporting	Pounds	Farms reporting	Number
KENTUCKY—Contd.																	
Metcalfe																	
Total	1,870	1,616	4,207	3,354	1,525,959	1,386,914	850	69	39,368	737	153,324	85	5,599	1,743	181,206	1,848	4,480
None	xxx	xxx	xxx	xxx	xxx	xxx	xxx	xxx	xxx	xxx	xxx	xxx	xxx	xxx	xxx	43	72
1 cow	806	1,232	806	1,694	292,699	760,933	126	15	1,502	95	6,657	20	1,296	786	68,831	761	944
2 cows	563		1,126		405,933		297	15	4,366	260	30,210	39	2,507	516	59,547	548	1,205
3 cows	205		615		233,257		165	14	7,290	146	26,993	13	920	191	21,494	201	637
4 cows	134	373	536	1,507	188,005	588,481	121	14	9,640	103	26,238	9	539	123	13,096	133	543
5 to 9 cows	141		861		313,420		125	9	10,670	118	49,150	4	337	129	15,354	141	845
10 to 14 cows	17	11	182	133	65,745	37,500	13	1	2,900	12	9,981	———	———	16	2,306	17	163
15 cows and over	4		81		26,900		3	1	3,000	3	4,095	———	———	2	578	4	71
Monroe																	
Total	1,949	1,788	3,502	2,959	1,335,608	1,122,026	642	46	26,548	525	98,059	128	11,217	1,845	213,951	1,935	3,760
None	xxx	xxx	xxx	xxx	xxx	xxx	xxx	xxx	xxx	xxx	xxx	xxx	xxx	xxx	xxx	31	35
1 cow	1,064	1,563	1,064	2,041	437,215	805,306	160	6	1,128	120	9,671	46	2,270	1,015	98,050	1,032	1,267
2 cows	547		1,094		404,518		228	15	3,415	186	22,101	48	4,440	520	71,331	538	1,134
3 cows	187		561		205,190		127	7	1,425	105	22,330	26	3,381	172	25,194	186	564
4 cows	80	221	320	865	115,532	291,740	62	3	1,150	59	14,999	4	586	74	10,263	78	309
5 to 9 cows	65		390		138,478		59	15	19,430	49	19,822	4	540	59	8,705	64	377
10 to 14 cows	6	3	73	33	34,675	14,960	6	———	———	6	9,136	———	———	5	408	6	74
15 to 19 cows	———		———		———		———	———	———	———	———	———	———	———	———	———	———
20 to 29 cows	———	1	———	20	———	10,000	———	———	———	———	———	———	———	———	———	———	———
Montgomery																	
Total	931	963	2,900	3,330	1,131,170	1,548,474	478	164	334,690	269	90,408	92	8,849	819	83,517	941	3,110
None	xxx	xxx	xxx	xxx	xxx	xxx	xxx	xxx	xxx	xxx	xxx	xxx	xxx	xxx	xxx	24	85
1 cow	308	536	308	752	125,560	337,601	48	7	1,067	22	2,065	25	1,696	272	20,541	298	362
2 cows	237		474		181,985		106	18	7,618	69	11,085	25	2,149	210	22,704	234	512
3 cows	122		366		135,370		90	30	18,946	51	17,799	18	1,765	114	13,208	122	373
4 cows	98	375	392	1,776	153,863	821,355	80	26	24,571	51	16,707	10	1,711	85	11,735	98	427
5 to 9 cows	128		776		291,000		116	52	94,671	66	31,872	11	1,418	110	12,104	127	756
10 to 14 cows	22	44	233	559	89,407	258,575	22	15	48,992	9	10,580	2	60	18	1,898	22	227
15 to 19 cows	7		112		42,760		7	7	33,345	1	300	———	———	5	560	7	121
20 cows and over	9	8	239	243	111,225	130,943	9	9	105,480	———	———	1	50	5	767	9	247
Morgan																	
Total	2,553	2,160	4,352	3,771	1,431,875	1,389,608	258	34	33,715	208	43,849	38	4,347	2,447	212,338	2,518	4,479
None	xxx	xxx	xxx	xxx	xxx	xxx	xxx	xxx	xxx	xxx	xxx	xxx	xxx	xxx	xxx	35	62
1 cow	1,408	1,838	1,408	2,497	482,143	959,708	23	5	550	13	865	9	445	1,344	87,224	1,348	1,466
2 cows	781		1,562		499,758		101	11	2,460	81	9,512	17	1,242	754	76,422	772	1,602
3 cows	217		651		204,054		54	5	1,980	46	9,497	4	720	208	27,191	216	660
4 cows	78	320	312	1,250	97,245	404,900	34	2	1,275	33	8,306	2	90	76	11,390	78	313
5 to 9 cows	63		348		117,025		40	7	7,450	34	14,869	4	350	60	8,107	63	313
10 cows and over	6	2	71	24	31,650	5,000	6	4	20,000	1	600	2	1,500	5	2,004	6	63
Muhlenberg																	
Total	2,111	1,934	3,989	3,438	1,754,700	1,790,064	926	134	98,198	552	158,856	381	54,066	1,965	295,681	2,009	4,172
None	xxx	xxx	xxx	xxx	xxx	xxx	xxx	xxx	xxx	xxx	xxx	xxx	xxx	xxx	xxx	72	104
1 cow	1,215	1,621	1,215	2,051	589,998	1,030,634	296	44	5,085	109	10,047	185	13,915	1,156	147,272	1,063	1,302
2 cows	483		966		403,598		288	38	10,759	156	30,051	113	14,549	445	77,276	467	1,011
3 cows	187		561		247,973		155	10	8,725	125	38,408	36	7,934	165	28,351	182	564
4 cows	101	303	404	1,245	154,234	671,415	90	13	8,278	75	25,193	18	4,074	91	16,261	100	384
5 to 9 cows	111		642		262,392		103	21	19,776	81	48,488	24	9,602	97	20,607	111	618
10 to 14 cows	10	9	115	117	51,065	71,765	10	4	11,685	6	6,469	4	2,342	9	4,089	10	115
15 to 19 cows	1		15		9,125		1	1	9,000	———	———	———	———	———	———	1	12
20 to 29 cows	3	1	71	25	36,315	18,250	3	3	24,890	———	———	1	1,650	2	1,825	3	62
Nelson																	
Total	1,651	1,673	6,439	6,611	2,723,371	2,846,975	1,014	226	828,995	711	297,989	133	19,547	1,244	125,879	1,833	7,172
None	xxx	xxx	xxx	xxx	xxx	xxx	xxx	xxx	xxx	xxx	xxx	xxx	xxx	xxx	xxx	29	101
1 cow	457	796	457	1,127	195,370	486,187	132	17	4,355	81	7,699	43	2,391	369	27,743	433	634
2 cows	413		826		328,961		218	28	13,737	158	27,269	44	4,370	338	32,969	405	1,009
3 cows	200		600		258,060		147	29	25,979	114	32,372	12	1,754	153	14,684	193	685
4 cows	167	755	668	3,675	252,378	1,522,341	134	29	40,055	96	31,436	16	2,332	123	15,667	165	746
5 to 9 cows	298		1,876		896,082		267	62	120,345	204	125,238	15	4,456	199	23,294	293	1,921
10 to 14 cows	65	102	735	1,267	300,460	585,397	65	23	100,630	43	44,485	3	4,244	43	8,643	65	725
15 to 19 cows	17		271		126,755		17	10	64,113	8	14,005	———	———	7	820	17	273
20 to 29 cows	18	14	401	323	201,090	148,400	18	12	114,216	6	15,258	———	———	7	525	18	374
30 to 49 cows	13	6	455	219	275,250	104,650	13	13	261,750	1	227	———	———	5	1,334	12	419
50 to 74 cows	3	———	150	———	88,965	———	3	3	83,815	———	———	———	———	———	———	3	285
Nicholas																	
Total	1,209	1,315	3,059	3,254	1,168,579	1,472,604	858	94	155,980	748	157,912	51	5,362	1,084	76,525	1,203	3,183
None	xxx	xxx	xxx	xxx	xxx	xxx	xxx	xxx	xxx	xxx	xxx	xxx	xxx	xxx	xxx	40	63
1 cow	389	844	389	1,292	159,605	614,415	177	8	1,530	163	16,144	10	577	344	19,029	364	465
2 cows	417		834		303,976		322	18	7,311	297	46,059	18	1,258	392	28,945	404	869
3 cows	192		576		206,998		164	27	18,470	133	30,078	13	1,439	164	13,019	189	588
4 cows	99	464	396	1,838	141,923	816,709	89	11	8,120	79	26,703	2	160	86	7,320	96	366
5 to 9 cows	96		582		211,357		90	17	36,989	71	35,897	7	1,628	87	8,526	95	553
10 to 14 cows	12	6	134	73	53,820	24,480	12	9	27,320	5	3,231	———	———	10	958	12	144
15 to 19 cows	———		———		———		———	———	———	———	———	———	———	———	———	———	———
20 to 29 cows	1	———	25	———	12,000	———	1	1	11,640	———	———	———	———	———	———	1	37
30 to 49 cows	3	———	123	———	78,900	———	3	3	44,600	———	———	1	300	1	728	2	98
50 to 74 cows	———	1	———	51	———	17,000	———	———	———	———	———	———	———	———	———	———	———

TABLE 19.—COWS MILKED AND MILK PRODUCED, 1939 AND 1929; DAIRY PRODUCTS SOLD AND BUTTER CHURNED, 1939; AND COWS KEPT FOR MILK APR. 1, 1940; BY NUMBER OF COWS MILKED, BY COUNTIES—Continued

(For explanation and definitions, see text)

STATE OR COUNTY AND NUMBER OF COWS MILKED	COWS MILKED				MILK PRODUCED (GALLONS)		DAIRY PRODUCTS SOLD, 1939							BUTTER CHURNED ON FARMS, 1939		COWS KEPT MAINLY FOR MILK PRODUCTION, APR. 1, 1940	
	Farms reporting		Number					Whole milk sold		Cream sold		Butter sold					
	1939	1929	1939	1929	1939	1929	Farms reporting	Farms reporting	Gallons	Farms reporting	Pounds of butterfat	Farms reporting	Pounds	Farms reporting	Pounds	Farms reporting	Number
KENTUCKY—Contd.																	
Ohio																	
Total	2,800	2,665	5,871	5,488	2,293,426	2,619,886	1,200	84	66,720	993	239,071	210	21,830	2,636	288,611	2,771	8,228
None	xxx	xxx	xxx	xxx	xxx	xxx	xxx	xxx	xxx	xxx	xxx	xxx	xxx	xxx	xxx	49	77
1 cow	1,272	2,025	1,272	2,755	557,654	1,316,751	255	20	2,966	170	15,106	81	5,539	1,205	116,522	1,215	1,411
2 cows	827		1,654		651,560		380	27	5,700	304	43,092	82	8,600	784	91,975	816	1,753
3 cows	328		984		349,888		241	12	4,771	222	47,965	22	3,277	311	35,803	321	1,012
4 cows	185	631	740	2,644	272,147	1,257,505	154	10	8,210	140	44,633	11	1,141	162	20,599	185	761
5 to 9 cows	173		1,026		377,732		155	9	9,408	145	72,149	11	2,173	159	20,743	170	1,010
10 to 14 cows	12	8	129	89	51,085	35,630	12	3	13,505	10	7,076	3	1,100	12	2,761	12	111
15 to 19 cows	———		———		———		———	———	———	———	———	———	———	———	———	———	———
20 to 29 cows	3	1	66	20	33,360	10,000	3	3	22,160	2	9,050	———	———	3	208	3	93
Oldham																	
Total	665	648	4,623	4,451	2,665,687	2,304,543	492	199	1,770,087	286	164,450	41	16,657	405	51,645	608	4,918
None	xxx	xxx	xxx	xxx	xxx	xxx	xxx	xxx	xxx	xxx	xxx	xxx	xxx	xxx	xxx	29	149
1 cow	122	184	122	269	57,435	131,498	33	10	3,384	18	2,154	8	704	82	7,043	96	136
2 cows	108		216		96,859		62	9	1,992	47	10,886	9	1,225	79	9,317	92	214
3 cows	63		189		76,611		47	8	5,375	37	11,073	4	701	41	4,100	54	181
4 cows	66	304	264	1,596	102,602	824,974	57	6	6,188	49	21,957	3	460	45	4,620	53	288
5 to 9 cows	148		962		444,729		135	39	127,073	103	73,879	11	3,995	89	11,084	134	944
10 to 14 cows	64	125	739	1,633	430,336	846,673	64	45	319,464	21	27,702	2	280	33	3,545	59	750
15 to 19 cows	45		742		448,039		45	35	370,900	8	9,999	2	5,600	23	7,182	45	851
20 to 29 cows	31	27	724	627	525,412	336,250	31	29	471,492	2	5,000	2	3,692	10	4,524	29	765
30 cows and over	18	8	665	326	483,684	165,150	18	18	464,219	1	1,800	———	———	3	230	17	640
Owen																	
Total	1,706	1,826	4,137	5,139	1,519,852	2,089,057	1,099	188	195,773	915	187,503	35	2,660	1,435	104,882	1,708	4,446
None	xxx	xxx	xxx	xxx	xxx	xxx	xxx	xxx	xxx	xxx	xxx	xxx	xxx	xxx	xxx	37	58
1 cow	574	1,069	574	1,642	217,907	716,836	218	10	2,566	201	15,655	12	541	500	29,291	555	785
2 cows	571		1,142		406,991		399	51	26,375	353	49,980	8	462	473	34,314	560	1,218
3 cows	261		783		279,476		217	45	33,226	173	36,777	5	396	212	16,069	259	792
4 cows	126	725	504	3,094	181,378	1,207,187	105	26	22,385	80	26,373	6	905	109	10,416	125	517
5 to 9 cows	157		940		359,060		143	50	90,851	97	47,274	4	356	127	13,178	155	890
10 cows and over	17	32	194	403	75,040	165,034	17	6	20,370	11	11,444	———	———	14	1,614	17	186
Owsley																	
Total	1,371	1,079	2,068	1,660	709,623	698,679	81	24	14,321	38	7,324	36	2,864	1,297	139,115	1,337	2,162
None	xxx	xxx	xxx	xxx	xxx	xxx	xxx	xxx	xxx	xxx	xxx	xxx	xxx	xxx	xxx	16	17
1 cow	873	966	873	1,253	332,030	539,758	35	6	696	16	732	17	1,088	827	70,977	837	944
2 cows	394		788		242,795		25	12	1,525	9	680	15	1,564	371	50,012	384	788
3 cows	64		192		62,270		7	1	100	4	794	3	182	59	10,897	62	207
4 cows	23	112	92	396	24,675	156,366	5	1	50	4	560	———	———	23	4,671	22	89
5 to 9 cows	12		69		18,400		4	2	2,150	2	430	———	———	12	1,786	11	66
10 to 14 cows	5	1	54	11	29,455	2,555	5	2	9,800	3	4,128	1	50	5	772	5	51
15 to 19 cows	———		———		———		———	———	———	———	———	———	———	———	———	———	———
Pendleton																	
Total	1,509	1,861	7,859	7,521	3,442,983	3,460,207	1,230	700	2,435,126	518	168,350	18	2,987	630	48,280	1,498	8,382
None	xxx	xxx	xxx	xxx	xxx	xxx	xxx	xxx	xxx	xxx	xxx	xxx	xxx	xxx	xxx	31	125
1 cow	247	549	247	844	97,663	378,002	63	6	1,385	51	4,297	6	633	155	10,900	231	295
2 cows	291		582		221,509		219	39	23,825	170	29,722	10	1,254	176	14,243	283	624
3 cows	168		504		188,320		155	50	49,454	105	30,548	1	300	78	6,503	161	522
4 cows	137	973	548	4,941	218,859	2,200,496	133	56	82,002	80	30,419	———	———	51	4,036	134	571
5 to 9 cows	444		2,954		1,275,000		438	337	954,809	102	62,724	1	800	132	9,955	440	3,136
10 to 14 cows	161	133	1,851	1,592	824,522	815,534	161	152	740,292	9	9,440	———	———	30	1,951	158	1,876
15 to 19 cows	43		714		372,280		43	42	348,664	1	1,200	———	———	7	652	43	761
20 to 29 cows	14	4	320	84	177,770	34,750	14	14	168,750	———	———	———	———	———	———	13	352
30 to 49 cows	4	2	139	60	67,080	31,425	4	4	65,965	———	———	———	———	1	60	4	140
Perry																	
Total	2,471	1,528	3,128	2,100	1,669,951	980,414	270	176	110,331	2	116	187	12,991	2,386	356,955	2,461	3,313
None	xxx	xxx	xxx	xxx	xxx	xxx	xxx	xxx	xxx	xxx	xxx	xxx	xxx	xxx	xxx	72	82
1 cow	1,972	1,460	1,972	1,848	1,089,333	868,214	176	100	13,298	2	116	124	6,737	1,899	244,693	1,901	2,101
2 cows	451		902		432,563		75	57	13,336	———	———	52	5,105	444	99,446	440	879
3 cows	34		102		47,329		9	9	4,418	———	———	7	667	33	9,193	34	95
4 cows	6	65	24	215	11,827	87,330	3	3	1,130	———	———	2	232	6	2,423	6	21
5 to 9 cows	2		15		9,400		1	1	6,000	———	———	1	100	2	900	2	17
10 to 14 cows	1	3	10	37	6,570	24,870	1	1	6,000	———	———	1	150	1	200	1	12
15 cows and over	5		103		72,929		5	5	66,149	———	———	———	———	1	100	5	106
Pike																	
Total	5,218	3,680	6,798	5,320	2,851,660	2,254,080	350	254	168,626	12	4,419	227	29,539	5,125	653,103	5,058	7,059
None	xxx	xxx	xxx	xxx	xxx	xxx	xxx	xxx	xxx	xxx	xxx	xxx	xxx	xxx	xxx	113	116
1 cow	4,057	3,496	4,057	4,564	1,731,669	1,968,033	177	132	12,395	3	162	109	6,176	3,979	407,555	3,815	4,206
2 cows	995		1,990		767,598		103	70	16,251	2	80	72	6,462	987	172,102	967	1,981
3 cows	103		309		121,542		31	19	12,934	1	500	20	4,600	102	29,002	102	313
4 cows	29	178	116	633	47,958	222,647	12	9	7,075	———	———	9	2,721	28	9,938	28	113
5 to 9 cows	28		186		71,268		21	18	25,382	3	3,006	13	6,950	25	11,293	27	162
10 to 14 cows	2	4	23	48	11,500	19,600	2	2	11,475	———	———	———	———	———	———	2	35
15 to 19 cows	———		———		———		———	———	———	———	———	———	———	———	———	———	———
20 cows and over	4	2	135	75	100,125	43,800	4	4	83,114	3	671	4	2,650	4	3,215	4	133

TABLE 19.—COWS MILKED AND MILK PRODUCED, 1939 AND 1929; DAIRY PRODUCTS SOLD AND BUTTER CHURNED, 1939; AND COWS KEPT FOR MILK APR. 1, 1940; BY NUMBER OF COWS MILKED, BY COUNTIES—Continued

(For explanation and definitions, see text)

STATE OR COUNTY AND NUMBER OF COWS MILKED	COWS MILKED				MILK PRODUCED (GALLONS)		DAIRY PRODUCTS SOLD, 1939							BUTTER CHURNED ON FARMS, 1939		COWS KEPT MAINLY FOR MILK PRODUCTION, APR. 1, 1940	
	Farms reporting		Number					Whole milk sold		Cream sold		Butter sold					
	1939	1929	1939	1929	1939	1929	Farms reporting	Farms reporting	Gallons	Farms reporting	Pounds of butterfat	Farms reporting	Pounds	Farms reporting	Pounds	Farms reporting	Number
KENTUCKY—Contd.																	
Powell																	
Total	742	582	1,445	1,430	592,928	667,255	170	58	28,737	109	31,824	39	2,786	721	101,237	743	1,536
None	xxx	xxx	xxx	xxx	xxx	xxx	xxx	xxx	xxx	xxx	xxx	xxx	xxx	xxx	xxx	29	37
1 cow	409	412	409	584	195,801	297,376	15	7	585	4	452	8	450	399	48,163	385	423
2 cows	194		388		149,246		56	18	4,332	33	5,145	16	1,356	190	31,665	190	421
3 cows	66		198		75,293		36	12	2,872	24	5,460	8	530	83	11,520	86	190
4 cows	25	156	100	695	37,110	302,704	20	6	2,996	15	3,652	2	260	22	3,251	25	102
5 to 9 cows	43		265		99,670		38	13	12,352	29	11,895	5	190	42	6,210	43	278
10 to 14 cows	———	14	———	151	———	67,175	———	———	———	———	———	———	———	———	———	———	———
15 cows and over	5		85		35,808		5	2	5,600	4	5,220	———	———	5	428	5	85
Pulaski																	
Total	4,432	3,864	9,585	7,945	3,482,407	3,204,638	1,608	369	464,833	1,160	189,098	189	20,548	4,091	420,890	4,340	10,179
None	xxx	xxx	xxx	xxx	xxx	xxx	xxx	xxx	xxx	xxx	xxx	xxx	xxx	xxx	xxx	114	181
1 cow	1,939	2,958	1,939	4,053	765,920	1,676,250	290	39	5,350	208	15,970	60	3,834	1,786	149,358	1,785	2,271
2 cows	1,353		2,706		952,595		516	82	23,926	407	48,764	60	4,385	1,272	135,848	1,316	2,930
3 cows	539		1,617		552,496		328	64	37,710	251	43,250	31	3,532	507	60,991	531	1,636
4 cows	300	879	1,200	3,531	397,483	1,370,718	222	59	45,448	156	34,946	20	3,378	271	35,275	297	1,149
5 to 9 cows	267		1,570		531,393		218	97	140,235	127	41,149	15	3,711	232	34,402	264	1,481
10 to 14 cows	17	22	189	254	71,555	92,695	17	12	45,870	7	2,069	2	1,306	12	3,046	16	154
15 to 19 cows	10		160		81,265		10	9	63,030	3	2,900	———	———	8	1,240	10	149
20 to 29 cows	4	5	94	107	62,800	64,975	4	4	52,550	1	50	1	400	3	730	4	103
30 to 49 cows	3	———	110	———	66,900	———	3	3	50,714	———	———	———	———	———	———	3	125
Robertson																	
Total	599	654	1,592	1,797	460,973	673,795	376	41	45,893	334	84,575	12	1,079	464	37,683	603	1,647
None	xxx	xxx	xxx	xxx	xxx	xxx	xxx	xxx	xxx	xxx	xxx	xxx	xxx	xxx	xxx	19	38
1 cow	163	374	163	578	55,577	214,129	45	2	565	41	3,916	6	304	122	8,542	156	198
2 cows	190		380		119,219		116	8	3,975	107	20,061	2	250	148	12,509	183	388
3 cows	112		336		89,884		89	8	5,495	82	18,508	3	425	93	7,510	112	337
4 cows	60	270	240	1,100	70,562	406,496	54	8	6,700	47	15,779	1	100	42	3,759	59	229
5 to 9 cows	69		416		108,864		67	11	15,985	56	25,561	———	———	56	5,128	69	407
10 to 14 cows	5	10	57	119	16,867	53,170	5	4	13,173	1	750	———	———	3	235	5	50
15 to 19 cows	———		———		———		———	———	———	———	———	———	———	———	———	———	———
Rockcastle																	
Total	1,895	1,653	3,547	3,351	1,284,224	1,442,137	718	109	48,506	550	101,048	131	12,170	1,735	203,898	1,893	3,861
None	xxx	xxx	xxx	xxx	xxx	xxx	xxx	xxx	xxx	xxx	xxx	xxx	xxx	xxx	xxx	61	75
1 cow	1,002	1,242	1,002	1,717	436,051	754,303	217	35	4,367	154	15,793	58	4,044	936	99,549	945	1,169
2 cows	538		1,076		379,337		242	41	9,846	176	25,209	50	4,762	487	63,248	534	1,153
3 cows	178		534		165,764		116	15	6,580	98	19,551	11	1,337	156	19,896	177	559
4 cows	87	406	348	1,583	111,732	675,184	73	7	4,030	63	16,153	9	1,696	78	11,111	87	336
5 to 9 cows	83		481		151,205		63	8	8,558	54	19,189	2	206	73	9,382	82	478
10 to 14 cows	4	5	49	51	15,240	12,650	4	1	4,000	3	1,840	———	———	3	260	4	53
15 cows and over	3		57		24,895		3	2	11,125	2	3,513	1	125	2	450	3	38
Rowan																	
Total	1,081	939	1,904	1,672	801,838	738,479	193	41	26,816	103	30,394	80	8,113	1,031	154,257	1,041	1,967
None	xxx	xxx	xxx	xxx	xxx	xxx	xxx	xxx	xxx	xxx	xxx	xxx	xxx	xxx	xxx	26	31
1 cow	606	780	606	1,043	274,727	478,679	38	8	685	11	692	27	1,326	579	67,847	553	633
2 cows	295		590		243,498		65	15	4,825	30	4,586	29	2,244	281	49,632	287	595
3 cows	96		288		120,934		35	4	2,316	26	6,823	11	2,068	91	19,109	92	281
4 cows	45	157	180	607	65,350	246,300	24	7	5,422	14	4,603	7	580	41	8,154	44	171
5 to 9 cows	36		206		80,959		28	6	6,268	20	11,415	6	1,895	36	8,841	36	223
10 to 14 cows	3	2	34	22	16,370	13,500	3	1	7,300	2	2,275	———	———	3	674	3	35
15 to 19 cows	———		———		———		———	———	———	———	———	———	———	———	———	———	———
Russell																	
Total	1,807	1,533	2,967	2,446	1,145,295	964,656	562	36	8,471	510	73,933	64	5,623	1,760	202,440	1,799	3,244
None	xxx	xxx	xxx	xxx	xxx	xxx	xxx	xxx	xxx	xxx	xxx	xxx	xxx	xxx	xxx	44	62
1 cow	1,003	1,381	1,003	1,793	426,612	737,648	182	7	622	158	14,466	23	1,410	971	89,086	955	1,138
2 cows	585		1,170		454,720		234	10	896	222	29,295	20	1,708	574	78,654	583	1,227
3 cows	141		423		147,835		90	9	1,380	84	15,897	12	1,182	138	21,154	139	431
4 cows	50	152	200	653	70,790	227,008	32	6	4,615	25	7,256	3	582	50	8,687	50	240
5 cows and over	28		171		45,338		24	4	958	21	7,019	6	741	27	4,879	28	146
Scott																	
Total	1,276	1,494	3,153	3,969	1,240,045	1,868,128	707	88	255,091	577	114,319	89	8,831	942	102,073	1,275	3,279
None	xxx	xxx	xxx	xxx	xxx	xxx	xxx	xxx	xxx	xxx	xxx	xxx	xxx	xxx	xxx	33	75
1 cow	456	978	456	1,424	195,316	708,484	180	12	2,076	126	11,322	28	1,585	343	30,701	433	512
2 cows	465		930		349,045		259	12	5,880	237	35,625	29	2,303	345	37,319	456	939
3 cows	161		483		172,984		121	14	6,635	99	22,775	17	1,868	121	15,287	161	519
4 cows	93	488	372	2,075	140,430	927,789	79	15	13,725	62	21,075	8	975	65	8,299	92	362
5 to 9 cows	78		481		158,245		65	17	28,810	48	19,552	7	2,120	57	9,327	76	449
10 to 14 cows	13	21	143	254	59,020	120,955	13	8	36,565	5	3,970	———	———	7	828	12	130
15 to 19 cows	———		———		———		———	———	———	———	———	———	———	———	———	———	———
20 to 29 cows	6	4	147	86	80,775	30,900	6	6	78,400	———	———	———	———	2	200	6	177
30 to 49 cows	4	2	141	80	84,250	45,000	4	4	83,000	———	———	———	———	2	112	4	116
50 to 74 cows	———	1	———	50	———	35,000	———	———	———	———	———	———	———	———	———	———	———

TABLE 19.—COWS MILKED AND MILK PRODUCED, 1939 AND 1929; DAIRY PRODUCTS SOLD AND BUTTER CHURNED, 1939; AND COWS KEPT FOR MILK APR. 1, 1940; BY NUMBER OF COWS MILKED, BY COUNTIES—Continued

(For explanation and definitions, see text)

STATE OR COUNTY AND NUMBER OF COWS MILKED	COWS MILKED				MILK PRODUCED (GALLONS)		DAIRY PRODUCTS SOLD, 1939							BUTTER CHURNED ON FARMS, 1939		COWS KEPT MAINLY FOR MILK PRODUCTION, APR. 1, 1940	
	Farms reporting		Number					Whole milk sold		Cream sold		Butter sold					
	1939	1929	1939	1929	1939	1929	Farms reporting	Farms reporting	Gallons	Farms reporting	Pounds of butterfat	Farms reporting	Pounds	Farms reporting	Pounds	Farms reporting	Number
KENTUCKY—Contd.																	
Shelby																	
Total	1,712	1,994	12,464	12,333	6,792,937	6,477,486	1,240	706	5,248,503	536	197,337	58	15,258	982	97,857	1,645	15,015
None	xxx	xxx	xxx	xxx	xxx	xxx	xxx	xxx	xxx	xxx	xxx	xxx	xxx	xxx	xxx	74	416
1 cow	310	800	310	1,153	132,146	583,813	65	10	1,980	53	5,436	4	280	193	14,372	256	394
2 cows	323		646		253,254		189	31	12,830	150	23,139	16	2,006	217	20,827	287	691
3 cows	191		573		217,322		143	38	30,715	98	24,978	14	2,889	126	13,251	176	592
4 cows	123	771	492	4,071	197,812	1,981,339	110	49	59,815	63	21,592	5	1,627	74	7,379	115	490
5 to 9 cows	325		2,115		911,893		299	164	441,731	139	78,891	11	4,516	191	21,483	310	2,132
10 to 14 cows	161	307	1,886	4,004	1,041,600	2,061,875	156	139	862,318	25	29,562	2	202	73	6,046	153	1,875
15 to 19 cows	115		1,906		1,169,848		115	112	1,083,221	6	7,465	4	2,338	47	6,357	112	1,935
20 to 29 cows	107	78	2,456	1,731	1,563,306	969,587	106	106	1,493,674	2	6,274	2	1,400	45	6,483	105	2,433
30 to 49 cows	54	35	1,908	1,183	1,209,531	756,250	54	54	1,169,086	—	—	—	—	16	1,659	54	1,877
50 to 74 cows	3	3	172	191	96,225	134,622	3	3	93,133	—	—	—	—	—	—	3	178
Simpson																	
Total	1,320	1,430	4,057	3,892	1,578,416	1,581,842	902	234	485,966	629	169,496	77	10,570	1,097	99,733	1,324	4,247
None	xxx	xxx	xxx	xxx	xxx	xxx	xxx	xxx	xxx	xxx	xxx	xxx	xxx	xxx	xxx	16	24
1 cow	396	921	396	1,282	150,777	522,707	143	7	1,589	118	10,660	20	1,752	348	26,457	387	500
2 cows	374		748		279,402		253	19	11,655	213	37,625	28	3,670	335	32,560	373	814
3 cows	175		525		205,909		146	24	20,385	119	35,732	8	875	143	12,506	174	544
4 cows	134	471	536	2,117	195,470	845,675	125	46	54,745	75	22,250	12	1,973	103	10,957	134	566
5 to 9 cows	198		1,233		484,551		192	105	222,266	92	49,399	8	550	138	12,813	197	1,202
10 to 14 cows	37	36	430	449	181,917	199,460	37	28	117,676	11	10,930	—	—	26	2,254	37	386
15 to 19 cows	—		—		—		—	—	—	—	—	—	—	—	—	—	—
20 to 29 cows	1	2	26	44	9,800	14,000	1	—	—	1	2,900	—	—	—	—	1	30
30 to 49 cows	5	—	163	—	70,590	—	5	5	57,650	—	—	1	1,750	4	2,206	5	181
Spencer																	
Total	924	973	5,379	5,048	2,772,917	2,229,273	667	341	1,734,543	318	143,862	10	1,801	487	39,629	930	5,779
None	xxx	xxx	xxx	xxx	xxx	xxx	xxx	xxx	xxx	xxx	xxx	xxx	xxx	xxx	xxx	28	107
1 cow	194	391	194	554	91,147	234,309	42	11	3,437	29	2,781	2	131	123	8,502	177	264
2 cows	191		382		184,395		109	26	17,812	78	13,706	5	726	123	10,168	190	454
3 cows	96		288		159,152		86	32	34,764	53	17,972	1	440	62	4,229	96	333
4 cows	79	413	316	2,159	162,092	940,763	74	29	44,275	45	19,463	—	—	38	2,944	79	347
5 to 9 cows	186		1,195		574,431		178	92	258,499	85	53,050	2	504	78	7,013	183	1,251
10 to 14 cows	92	149	1,072	1,849	530,301	847,191	92	70	394,751	25	27,537	—	—	33	3,721	91	1,070
15 to 19 cows	36		604		327,307		36	34	301,856	2	2,853	—	—	11	967	36	557
20 to 29 cows	39	17	875	392	486,628	163,410	39	36	439,642	3	6,500	—	—	15	1,556	39	892
30 cows and over	11	3	453	94	257,464	43,600	11	11	239,507	—	—	—	—	4	529	11	504
Taylor																	
Total	1,590	1,566	4,951	4,115	1,918,704	1,585,584	1,150	180	220,345	958	286,694	82	8,014	1,379	129,703	1,570	5,150
None	xxx	xxx	xxx	xxx	xxx	xxx	xxx	xxx	xxx	xxx	xxx	xxx	xxx	xxx	xxx	35	85
1 cow	389	1,027	389	1,451	160,815	550,449	137	13	3,888	108	9,720	18	1,061	327	24,028	367	481
2 cows	439		878		339,224		313	35	13,540	265	42,187	30	2,464	382	33,883	424	926
3 cows	270		810		299,101		231	34	21,870	193	45,067	16	1,934	243	23,945	257	812
4 cows	161	502	644	2,239	243,111	859,193	148	25	25,257	120	41,805	6	819	142	14,538	159	658
5 to 9 cows	298		1,821		711,148		288	53	86,825	239	130,605	11	906	258	29,182	295	1,783
10 to 14 cows	27	37	291	425	120,460	175,942	27	16	51,200	11	12,140	1	830	23	3,667	27	298
15 cows and over	6		98		44,875		6	4	17,765	2	5,170	—	—	4	460	6	107
Todd																	
Total	1,425	1,448	4,236	3,693	1,778,915	1,561,876	1,015	78	208,726	914	290,906	74	10,923	1,237	128,195	1,452	4,742
None	xxx	xxx	xxx	xxx	xxx	xxx	xxx	xxx	xxx	xxx	xxx	xxx	xxx	xxx	xxx	46	107
1 cow	498	993	498	1,313	216,867	550,955	237	12	2,073	215	20,469	22	1,222	445	37,278	487	635
2 cows	403		806		318,987		296	11	4,207	274	47,666	25	2,347	352	34,447	400	961
3 cows	192		576		224,679		169	7	2,791	158	40,994	11	1,704	171	18,270	191	600
4 cows	106	415	424	1,846	155,711	776,456	98	8	4,694	90	32,782	3	456	92	10,451	106	423
5 to 9 cows	160		1,002		408,010		152	16	27,465	134	86,053	12	3,844	129	19,266	158	1,042
10 to 14 cows	41	37	444	455	205,985	201,070	40	10	30,025	32	39,618	—	—	31	4,944	41	453
15 to 19 cows	6		94		41,500		6	2	15,500	4	6,696	1	100	5	700	6	97
20 cows and over	17	3	392	79	207,176	33,395	17	12	121,971	7	16,628	2	1,250	12	2,859	17	424
Trigg																	
Total	1,296	1,402	3,013	2,902	1,148,237	1,085,768	445	34	36,554	338	93,166	125	10,097	1,203	153,563	1,310	3,250
None	xxx	xxx	xxx	xxx	xxx	xxx	xxx	xxx	xxx	xxx	xxx	xxx	xxx	xxx	xxx	23	29
1 cow	534	1,108	534	1,478	220,890	557,454	76	8	446	41	2,788	35	1,790	513	52,935	529	625
2 cows	406		812		300,462		143	4	950	114	13,309	43	3,250	381	50,434	403	884
3 cows	159		477		184,322		84	8	4,730	63	12,451	25	2,369	142	22,630	159	505
4 cows	77	275	308	1,187	107,860	430,524	49	2	1,600	39	12,009	12	1,251	66	12,033	76	308
5 to 9 cows	96		594		210,691		69	7	11,126	61	28,202	7	555	85	12,625	96	604
10 to 14 cows	19	21	209	237	83,642	97,790	19	5	17,702	15	16,577	2	782	13	1,781	19	208
15 to 19 cows	5		79		40,350		5	—	—	5	7,830	1	300	3	1,125	5	87
Trimble																	
Total	899	953	2,958	2,924	973,103	1,197,375	627	64	139,085	580	171,184	19	2,434	672	39,406	860	5,199
None	xxx	xxx	xxx	xxx	xxx	xxx	xxx	xxx	xxx	xxx	xxx	xxx	xxx	xxx	xxx	20	70
1 cow	202	472	202	737	59,221	295,821	57	5	750	52	4,045	1	25	155	6,446	184	269
2 cows	199		398		121,523		140	6	1,660	135	22,137	2	90	154	8,663	184	443
3 cows	173		519		165,520		143	9	6,158	133	30,613	7	518	136	6,890	158	549
4 cows	135	467	540	1,966	169,408	796,005	117	9	7,956	109	37,222	2	450	103	6,387	127	540
5 to 9 cows	171		1,049		351,652		151	21	38,434	144	70,277	7	1,351	134	10,344	168	1,065
10 to 14 cows	15	14	186	221	65,101	105,549	15	10	45,725	6	5,390	—	—	9	576	15	181
15 cows and over	4		84		42,680		4	4	38,400	1	1,500	—	—	1	100	4	82

TABLE 19.—COWS MILKED AND MILK PRODUCED, 1939 AND 1929; DAIRY PRODUCTS SOLD AND BUTTER CHURNED, 1939; AND COWS KEPT FOR MILK APR. 1, 1940; BY NUMBER OF COWS MILKED, BY COUNTIES—Continued

(For explanation and definitions, see text)

STATE OR COUNTY AND NUMBER OF COWS MILKED	COWS MILKED				MILK PRODUCED (GALLONS)		DAIRY PRODUCTS SOLD, 1939						BUTTER CHURNED ON FARMS, 1939		COWS KEPT MAINLY FOR MILK PRODUCTION, APR. 1, 1940	
	Farms reporting		Number					Whole milk sold		Cream sold		Butter sold				
	1939	1929	1939	1929	1939	1929	Farms reporting	Farms reporting	Gallons	Farms reporting	Pounds of butterfat	Farms reporting	Pounds	Farms reporting	Pounds	Farms reporting	Number
KENTUCKY—Contd.																	
Union																	
Total	992	1,044	2,881	3,386	1,062,592	1,333,798	438	74	127,756	294	118,110	135	22,193	843	108,438	966	3,346
None	xxx	xxx	xxx	xxx	xxx	xxx	xxx	xxx	xxx	xxx	xxx	xxx	xxx	xxx	xxx	38	107
1 cow	313	584	313	855	122,946	364,800	55	4	775	25	2,597	28	1,936	277	24,791	285	475
2 cows	288		576		195,124		103	13	4,486	63	10,967	38	4,001	244	27,337	263	657
3 cows	136		408		135,864		79	11	6,675	57	15,352	20	3,570	116	17,233	131	401
4 cows	101	410	404	1,844	122,674	671,980	65	15	10,098	40	12,141	18	3,474	87	13,143	98	414
5 to 9 cows	125		739		262,578		109	18	29,197	86	43,196	22	5,970	98	18,900	122	785
10 to 14 cows	15	45	174	563	71,590	247,718	15	6	8,510	14	12,931	3	618	12	2,576	15	156
15 to 19 cows	10		161		92,690		10	5	42,274	6	11,828	5	2,259	7	3,908	10	178
20 cows and over	4	5	106	124	59,126	49,300	4	2	25,741	3	9,098	1	365	2	550	4	173
Warren																	
Total	2,871	2,948	11,477	11,313	4,483,334	4,448,991	1,753	945	2,251,614	734	286,396	169	30,765	2,057	235,087	2,782	11,858
None	xxx	xxx	xxx	xxx	xxx	xxx	xxx	xxx	xxx	xxx	xxx	xxx	xxx	xxx	xxx	90	235
1 cow	844	1,525	844	2,157	351,371	853,534	175	38	10,267	94	9,574	50	4,651	686	67,085	737	1,039
2 cows	590		1,180		414,089		309	96	43,068	183	32,715	46	5,297	453	54,039	571	1,368
3 cows	346		1,038		342,139		258	124	88,705	122	31,023	27	4,153	247	28,330	328	1,100
4 cows	283	1,215	1,132	5,976	401,054	2,311,751	250	149	166,082	97	36,840	15	3,044	184	20,484	276	1,170
5 to 9 cows	594		3,788		1,415,154		547	359	718,396	202	123,212	23	5,180	377	42,869	576	3,712
10 to 14 cows	137	172	1,588	2,102	617,031	795,828	137	109	404,914	30	36,432	3	440	82	10,534	132	1,478
15 to 19 cows	33		538		211,885		33	29	165,055	4	6,350	3	2,325	14	4,497	31	468
20 to 29 cows	26	20	598	455	270,661	217,628	26	24	228,899	1	2,250	2	5,675	13	7,197	24	564
30 to 49 cows	13	9	474	301	239,120	120,750	13	12	208,420	1	8,000	—	—	1	52	12	369
50 cows and over	5	5	297	322	220,850	149,500	5	5	217,810	—	—	—	—	—	—	5	355
Washington																	
Total	1,770	1,801	5,702	5,475	1,801,539	2,284,407	1,283	564	654,541	712	169,141	61	7,736	1,354	92,601	1,729	6,091
None	xxx	xxx	xxx	xxx	xxx	xxx	xxx	xxx	xxx	xxx	xxx	xxx	xxx	xxx	xxx	51	116
1 cow	482	999	482	1,468	161,554	631,227	184	58	12,582	118	8,901	12	539	385	22,150	421	696
2 cows	433		866		268,268		322	111	43,555	204	28,851	18	1,575	342	22,619	416	967
3 cows	276		828		253,314		237	95	60,069	142	30,109	12	1,029	216	14,080	270	873
4 cows	199	754	796	3,410	228,756	1,391,565	181	92	72,352	92	27,236	4	147	148	10,004	198	812
5 to 9 cows	327		2,013		618,314		307	171	277,676	141	62,003	13	2,876	231	19,061	322	1,950
10 to 14 cows	38	45	436	530	141,743	219,715	38	25	80,760	13	9,261	1	70	22	2,140	36	390
15 to 19 cows	11		181		71,710		10	8	54,615	2	2,800	—	—	8	787	11	182
20 cows and over	4	3	100	67	57,880	41,900	4	4	52,932	—	—	1	1,500	2	1,760	4	105
Wayne																	
Total	1,953	1,734	3,691	3,649	1,292,479	1,246,535	325	103	71,539	112	27,794	171	19,764	1,859	196,720	1,931	4,107
None	xxx	xxx	xxx	xxx	xxx	xxx	xxx	xxx	xxx	xxx	xxx	xxx	xxx	xxx	xxx	23	34
1 cow	999	1,350	999	1,816	386,580	635,097	90	28	2,172	15	1,692	60	3,602	955	71,244	968	1,128
2 cows	608		1,212		414,621		93	26	4,985	27	3,997	58	6,509	587	67,426	600	1,373
3 cows	164		492		156,561		44	15	3,750	24	4,023	13	1,490	163	22,229	160	517
4 cows	88	384	352	1,833	115,381	611,438	38	11	4,030	15	5,323	16	2,579	85	15,942	88	350
5 cows and over	96		636		219,336		60	23	56,602	31	12,759	24	5,584	89	19,879	92	705
Webster																	
Total	1,327	1,391	3,584	3,536	1,381,592	1,518,604	799	94	83,438	615	220,932	177	30,016	1,109	123,494	1,311	3,753
None	xxx	xxx	xxx	xxx	xxx	xxx	xxx	xxx	xxx	xxx	xxx	xxx	xxx	xxx	xxx	15	48
1 cow	441	882	441	1,238	164,916	544,134	126	14	980	65	5,299	61	4,458	374	32,512	429	537
2 cows	367		734		268,611		219	24	6,320	159	26,526	59	6,742	307	34,061	358	842
3 cows	183		549		210,440		146	18	5,393	119	34,018	30	4,007	147	18,225	179	549
4 cows	155	492	620	2,079	218,981	895,845	139	18	14,825	121	46,900	10	1,588	130	11,858	150	589
5 to 9 cows	160		963		364,850		148	13	12,470	135	85,475	13	3,221	137	15,770	159	917
10 to 14 cows	16	15	167	177	82,844	63,575	16	4	10,950	12	18,216	1	800	9	1,848	16	162
15 to 19 cows	2		30		15,450		2	1	7,500	2	2,200	1	700	2	850	2	29
20 cows and over	3	2	80	42	55,500	15,050	3	2	25,000	2	2,300	2	8,500	3	8,570	3	80
Whitley																	
Total	2,254	1,778	3,447	3,015	1,186,410	1,291,430	344	174	101,705	82	20,640	215	18,471	2,005	218,366	2,207	3,633
None	xxx	xxx	xxx	xxx	xxx	xxx	xxx	xxx	xxx	xxx	xxx	xxx	xxx	xxx	xxx	54	72
1 cow	1,510	1,560	1,510	2,103	542,480	906,551	133	71	9,543	15	1,385	92	5,685	1,350	121,127	1,426	1,590
2 cows	530		1,060		359,585		117	60	12,958	29	5,146	80	6,839	469	61,170	519	1,073
3 cows	119		357		116,119		44	16	8,432	22	5,580	18	2,255	105	19,094	117	365
4 cows	53	212	212	810	62,015	327,451	23	7	2,145	8	2,661	17	2,182	50	10,275	52	220
5 to 9 cows	35		209		62,446		20	14	23,265	7	1,868	7	860	26	4,745	33	227
10 to 14 cows	4	6	48	102	35,340	57,428	4	3	19,610	1	4,000	—	—	2	800	3	38
15 cows and over	3		51		28,425		3	3	25,750	—	—	1	650	3	1,155	3	50
Wolfe																	
Total	1,367	1,077	2,189	2,154	1,035,473	927,284	113	29	3,604	69	15,244	34	4,871	1,300	172,102	1,313	2,195
None	xxx	xxx	xxx	xxx	xxx	xxx	xxx	xxx	xxx	xxx	xxx	xxx	xxx	xxx	xxx	18	24
1 cow	808	850	808	1,198	377,627	540,264	25	13	759	6	469	14	975	760	71,350	747	811
2 cows	404		808		392,200		48	10	775	30	3,982	14	1,534	389	66,379	396	833
3 cows	111		333		156,840		22	4	1,215	17	3,449	2	358	109	25,015	109	315
4 cows	20	220	80	876	34,470	360,980	8	—	—	8	2,310	1	48	20	4,355	20	81
5 to 9 cows	20		111		49,415		6	2	855	4	494	2	396	18	4,398	19	87
10 cows and over	4	7	49	80	24,921	26,040	4	—	—	4	4,540	1	1,560	4	2,605	4	44

TABLE 19.—COWS MILKED AND MILK PRODUCED, 1939 AND 1929; DAIRY PRODUCTS SOLD AND BUTTER CHURNED, 1939; AND COWS KEPT FOR MILK APR. 1, 1940; BY NUMBER OF COWS MILKED, BY COUNTIES—Continued

(For explanation and definitions, see text)

STATE, COUNTY, OR PARISH AND NUMBER OF COWS MILKED	COWS MILKED				MILK PRODUCED (GALLONS)		DAIRY PRODUCTS SOLD, 1939							BUTTER CHURNED ON FARMS, 1939		COWS KEPT MAINLY FOR MILK PRODUCTION, APR. 1, 1940	
	Farms reporting		Number					Whole milk sold		Cream sold		Butter sold					
	1939	1929	1939	1929	1939	1929	Farms reporting	Farms reporting	Gallons	Farms reporting	Pounds of butterfat	Farms reporting	Pounds	Farms reporting	Pounds	Farms reporting	Number
KENTUCKY—Contd.																	
Woodford																	
Total	680	958	2,190	2,757	1,028,498	1,268,044	286	65	374,818	193	57,261	68	8,551	585	64,480	685	2,349
None	xxx	xxx	xxx	xxx	xxx	xxx	xxx	xxx	xxx	xxx	xxx	xxx	xxx	xxx	xxx	24	47
1 cow	240	589	240	850	102,316	410,495	39	8	768	26	2,228	10	539	209	15,302	224	316
2 cows	205		410		166,553		92	15	3,400	62	8,702	27	1,328	181	17,682	203	449
3 cows	96		288		118,715		50	7	3,879	42	8,569	7	544	81	9,754	95	288
4 cows	61	310	244	1,345	97,460	591,999	38	6	5,850	26	11,502	11	1,020	53	7,148	61	231
5 to 9 cows	61		375		147,599		50	14	19,506	33	16,752	11	3,204	51	11,488	61	392
10 to 14 cows	5	32	60	401	24,295	169,595	5	4	14,665	1	1,200	1	416	2	572	5	64
15 to 19 cows	3		47		25,000		3	2	14,500	1	1,200	—	—	2	430	3	46
20 to 29 cows	4	6	86	131	49,300	73,955	4	4	36,000	1	2,000	1	1,500	2	1,904	4	83
30 cows and over	5	1	440	30	297,280	22,000	5	5	276,250	1	5,110	—	—	2	200	5	433
LOUISIANA																	
Total	103,600	82,109	246,652	188,899	76,396,675	58,289,639	8,236	3,650	22,796,995	1,344	496,707	4,406	654,729	55,987	6,360,406	105,352	329,894
None	xxx	xxx	xxx	xxx	xxx	xxx	xxx	xxx	xxx	xxx	xxx	xxx	xxx	xxx	xxx	4,832	10,261
1 cow	47,744	64,577	47,744	89,773	15,071,716	26,593,324	908	245	34,522	82	7,635	689	39,537	25,551	1,717,429	45,781	67,822
2 cows	33,996		67,992		18,515,793		1,958	422	88,264	316	40,796	1,451	117,746	18,988	2,185,116	33,261	89,736
3 cows	10,811		32,433		7,965,604		1,234	338	129,111	242	34,930	815	95,729	6,780	997,986	10,615	41,295
4 cows	4,849	15,853	19,396	62,048	4,393,169	15,774,317	816	224	127,791	176	40,196	528	72,891	3,222	567,571	4,746	23,628
5 to 9 cows	4,072		24,396		5,910,037		1,380	647	1,125,150	296	119,348	639	151,519	2,712	617,740	4,014	29,987
10 to 14 cows	720	986	8,103	12,785	2,829,880	4,872,047	570	454	1,802,589	92	68,181	129	48,961	334	101,498	711	10,570
15 to 19 cows	359		5,825		2,454,024		359	316	2,025,238	28	35,314	38	16,560	119	34,028	353	7,454
20 to 29 cows	455	351	10,455	7,763	4,752,897	3,495,059	444	426	4,135,325	45	58,781	51	21,821	133	40,657	451	12,916
30 to 49 cows	385	263	13,830	9,409	6,568,197	4,444,539	378	370	5,999,457	32	32,114	39	30,945	106	51,860	381	16,774
50 to 74 cows	131	75	7,630	4,319	3,546,350	1,908,003	131	130	3,226,910	22	41,511	18	16,978	42	22,614	130	9,192
75 to 99 cows	33	9	2,750	735	1,261,390	385,975	33	33	1,210,730	4	1,200	2	1,140	8	2,401	33	3,115
100 to 199 cows	42	14	5,216	1,817	2,675,040	686,875	42	42	2,497,060	8	13,251	6	17,252	11	17,856	41	6,271
200 cows and over	3	1	882	250	452,598	131,500	3	3	394,848	1	5,650	1	3,650	1	3,650	3	895
Acadia																	
Total	3,347	2,519	7,028	5,429	1,727,747	1,418,202	151	60	175,917	33	16,436	76	9,254	608	35,834	3,327	9,286
None	xxx	xxx	xxx	xxx	xxx	xxx	xxx	xxx	xxx	xxx	xxx	xxx	xxx	xxx	xxx	56	103
1 cow	1,504	1,976	1,504	2,723	407,624	762,472	10	10	3,363	—	—	—	—	115	1,798	1,461	2,285
2 cows	1,159		2,318		549,869		31	9	2,755	9	467	14	481	237	8,605	1,132	2,950
3 cows	333		999		210,884		33	8	5,578	7	725	20	1,274	104	5,798	329	1,504
4 cows	176	492	704	1,967	146,939	461,820	25	7	2,765	5	747	14	1,252	72	5,633	175	846
5 to 9 cows	145		885		165,034		33	11	17,903	5	759	19	3,976	69	9,298	145	1,099
10 to 14 cows	14	44	153	544	28,637	122,630	8	4	13,355	2	736	2	615	4	1,004	13	171
15 to 19 cows	4		64		16,790		3	2	10,995	—	—	1	260	3	676	4	64
20 to 29 cows	5	3	109	65	35,945	7,605	4	4	15,650	2	670	4	1,206	4	2,812	5	98
30 cows and over	7	4	292	130	165,925	63,675	6	5	105,555	3	12,332	2	210	2	210	7	366
Allen																	
Total	992	761	2,060	1,914	593,884	421,128	44	19	72,524	9	3,636	30	3,461	464	34,373	961	3,023
None	xxx	xxx	xxx	xxx	xxx	xxx	xxx	xxx	xxx	xxx	xxx	xxx	xxx	xxx	xxx	55	107
1 cow	457	507	457	764	175,085	188,351	9	1	500	2	185	7	331	179	10,885	398	796
2 cows	319		638		168,713		8	4	1,214	—	—	6	397	148	10,474	299	976
3 cows	117		351		81,469		4	1	1,760	—	—	3	264	72	4,644	112	450
4 cows	55	243	220	973	48,425	161,711	5	2	1,150	1	400	4	293	54	2,574	54	270
5 to 9 cows	35		200		38,202		9	2	5,150	2	240	6	1,506	25	4,401	34	208
10 to 14 cows	4	8	41	100	18,140	38,016	4	4	13,500	1	200	1	100	3	515	4	46
15 to 19 cows	—		—		—		—	—	—	—	—	—	—	—	—	—	—
20 cows and over	5	3	153	77	63,850	33,050	5	5	49,250	3	2,611	3	570	3	880	5	190
Ascension																	
Total	1,072	845	2,196	1,844	630,782	483,178	25	13	105,159	12	6,775	6	195	89	7,114	1,061	2,492
None	xxx	xxx	xxx	xxx	xxx	xxx	xxx	xxx	xxx	xxx	xxx	xxx	xxx	xxx	xxx	23	52
1 cow	566	633	566	889	178,620	241,813	4	4	864	—	—	1	10	30	1,702	542	625
2 cows	339		678		172,607		2	1	250	—	—	2	60	38	3,051	333	785
3 cows	91		273		67,015		1	1	120	—	—	—	—	6	375	89	284
4 cows	55	202	132	796	25,505	188,990	4	—	—	4	1,025	2	35	4	321	32	151
5 to 9 cows	31		200		53,395		8	1	375	7	3,950	—	—	8	765	31	258
10 to 14 cows	4	6	41	79	13,600	21,350	2	2	9,200	—	—	1	90	1	100	4	41
15 to 19 cows	3		46		15,965		1	1	7,300	—	—	—	—	1	100	2	66
20 to 29 cows	2	1	45	28	13,625	7,300	—	—	—	—	—	—	—	1	700	2	55
30 cows and over	3	1	215	52	92,450	23,725	3	3	87,050	1	1,800	—	—	—	—	3	235
Assumption																	
Total	452	275	1,455	636	458,251	211,671	24	24	131,530	1	50	—	—	30	2,346	464	1,574
None	xxx	xxx	xxx	xxx	xxx	xxx	xxx	xxx	xxx	xxx	xxx	xxx	xxx	xxx	xxx	14	33
1 cow	170	210	170	294	59,174	99,441	1	1	105	—	—	—	—	6	300	169	205
2 cows	171		342		100,306		—	—	—	—	—	—	—	11	467	171	387
3 cows	38		114		34,705		1	1	100	—	—	—	—	3	440	38	128
4 cows	22	59	88	234	24,715	74,140	2	2	275	—	—	—	—	3	152	21	113
5 to 9 cows	30		176		38,459		3	3	5,550	—	—	—	—	3	262	30	187
10 to 14 cows	8	3	88	36	25,295	13,490	5	5	9,500	—	—	—	—	1	325	8	96
15 to 19 cows	2		30		8,562		2	2	5,500	—	—	—	—	—	—	2	44
20 to 29 cows	5	2	110	42	40,255	12,600	4	4	20,500	—	—	—	—	1	100	5	120
30 to 49 cows	2	1	69	30	21,200	12,000	2	2	19,000	1	50	—	—	—	—	2	69
50 cows and over	4	—	268	—	85,600	—	4	4	73,000	—	—	—	—	2	300	4	194

TABLE 19.—COWS MILKED AND MILK PRODUCED, 1939 AND 1929; DAIRY PRODUCTS SOLD AND BUTTER CHURNED, 1939; AND COWS KEPT FOR MILK APR. 1, 1940; BY NUMBER OF COWS MILKED, BY COUNTIES—Continued

(For explanation and definitions, see text)

STATE OR PARISH AND NUMBER OF COWS MILKED	COWS MILKED				MILK PRODUCED (GALLONS)		DAIRY PRODUCTS SOLD, 1939						BUTTER CHURNED ON FARMS, 1939		COWS KEPT MAINLY FOR MILK PRODUCTION, APR. 1, 1940	
	Farms reporting		Number					Whole milk sold		Cream sold		Butter sold				
	1939	1929	1939	1929	1939	1929	Farms reporting	Farms reporting	Gallons	Farms reporting	Pounds of butterfat	Farms reporting	Pounds	Farms reporting	Pounds	Farms reporting	Number
LOUISIANA—Contd.																	
Avoyelles																	
Total	3,641	3,003	5,977	5,089	1,363,397	1,360,622	120	65	50,660	12	3,049	80	6,085	331	27,322	3,659	9,481
None	xxx	xxx	xxx	xxx	xxx	xxx	xxx	xxx	xxx	xxx	xxx	xxx	xxx	xxx	xxx	134	269
1 cow	2,084	2,635	2,084	3,490	521,398	950,267	16	10	1,284	———	———	8	386	105	4,986	1,996	3,448
2 cows	1,141		2,282		498,849		43	18	5,372	5	300	23	1,355	121	7,293	1,120	3,483
3 cows	249		747		143,984		18	11	5,057	1	200	8	1,378	43	4,101	245	1,079
4 cows	91	350	364	1,347	72,154	342,730	11	8	5,712	1	264	4	597	22	2,609	90	531
5 to 9 cows	68		373		86,762		23	10	9,055	3	610	15	1,857	37	7,238	65	523
10 cows and over	10	18	127	252	40,450	67,625	9	8	24,180	2	1,675	2	510	3	1,095	9	148
Beauregard																	
Total	1,296	912	2,690	2,117	861,354	557,388	92	52	180,898	20	19,813	41	4,780	694	49,277	1,240	3,455
None	xxx	xxx	xxx	xxx	xxx	xxx	xxx	xxx	xxx	xxx	xxx	xxx	xxx	xxx	xxx	52	134
1 cow	736	685	736	975	270,385	270,771	11	5	406	———	———	6	421	308	15,788	658	1,114
2 cows	349		698		193,061		15	8	1,340	———	———	11	1,519	228	15,514	326	774
3 cows	98		294		72,009		8	6	2,172	———	———	3	89	68	6,834	95	303
4 cows	47	212	188	864	41,491	170,297	11	6	1,678	2	514	6	757	40	4,827	46	186
5 to 9 cows	50		295		71,798		31	14	13,942	9	4,981	11	1,682	41	5,473	48	325
10 to 14 cows	5	10	56	122	25,550	39,745	5	3	10,965	2	5,968	1	182	4	466	4	74
15 to 19 cows	1		15		16,000		1	———	———	1	5,200	———	———	———	———	1	20
20 to 29 cows	4	2	85	48	42,600	25,625	4	4	33,800	3	1,900	1	100	2	225	4	120
30 cows and over	6	3	323	108	128,460	50,950	6	6	116,595	3	1,250	2	230	3	350	6	405
Bienville																	
Total	2,374	2,166	4,254	3,648	1,429,521	1,290,944	224	23	74,970	136	20,311	83	14,162	2,293	321,438	2,344	5,314
None	xxx	xxx	xxx	xxx	xxx	xxx	xxx	xxx	xxx	xxx	xxx	xxx	xxx	xxx	xxx	64	112
1 cow	1,228	1,899	1,228	2,534	419,442	905,776	40	4	697	24	2,112	15	786	1,175	107,194	1,163	1,600
2 cows	794		1,588		519,109		88	5	355	59	7,965	29	2,150	778	126,047	774	1,952
3 cows	210		630		201,810		44	4	488	26	3,538	16	2,486	208	46,772	205	757
4 cows	82	258	328	987	101,435	332,628	25	———	———	13	2,250	14	2,615	80	21,498	80	382
5 to 9 cows	47		276		84,515		17	1	2,000	12	3,746	5	780	44	12,486	45	255
10 to 14 cows	8	8	89	101	31,955	41,640	5	4	6,725	1	200	3	4,250	7	5,995	8	129
15 to 19 cows	2		30		20,125		2	2	18,125	———	———	———	———	1	250	2	30
20 cows and over	3	1	85	26	51,130	10,900	3	3	46,580	1	500	1	1,095	2	1,195	3	97
Bossier																	
Total	1,995	1,714	5,055	3,719	1,421,538	972,324	163	61	387,254	22	4,785	114	14,519	1,848	192,518	1,989	6,087
None	xxx	xxx	xxx	xxx	xxx	xxx	xxx	xxx	xxx	xxx	xxx	xxx	xxx	xxx	xxx	79	175
1 cow	875	1,382	875	1,787	235,874	465,533	23	7	1,009	———	———	18	851	803	49,172	817	1,042
2 cows	590		1,180		299,244		36	9	1,109	1	400	32	2,256	557	59,757	558	1,404
3 cows	256		768		169,491		25	8	1,579	6	675	17	1,411	235	31,007	247	979
4 cows	124	311	496	1,183	105,536	273,741	19	5	630	4	550	16	2,622	123	19,762	120	526
5 to 9 cows	116		674		158,325		31	8	13,192	7	2,068	24	6,094	111	27,550	115	756
10 to 14 cows	13	12	142	145	36,770	20,025	10	6	14,975	3	500	5	635	12	2,380	12	134
15 to 19 cows	4		65		29,970		3	2	16,100	1	612	———	———	1	150	4	66
20 to 29 cows	5	1	113	25	36,480	10,000	4	4	23,305	———	———	1	500	4	2,440	5	125
30 to 49 cows	5	4	190	144	108,975	48,900	5	5	103,100	———	———	1	150	1	200	5	222
50 to 74 cows	3	2	190	125	72,400	48,375	3	3	71,950	———	———	———	———	———	———	3	265
75 cows and over	4	2	362	310	168,473	105,750	4	4	140,305	———	———	———	———	1	100	4	395
Caddo																	
Total	2,895	2,453	8,282	6,049	3,431,674	2,047,413	340	144	1,831,228	19	25,652	236	37,085	2,533	301,386	2,956	10,548
None	xxx	xxx	xxx	xxx	xxx	xxx	xxx	xxx	xxx	xxx	xxx	xxx	xxx	xxx	xxx	155	238
1 cow	1,570	2,105	1,570	2,706	564,996	790,601	69	17	2,125	1	30	58	4,439	1,361	102,162	1,494	1,988
2 cows	818		1,830		548,399		91	21	3,970	1	250	84	7,286	755	100,733	798	1,962
3 cows	235		705		225,012		45	12	4,014	———	———	43	6,255	217	38,718	235	889
4 cows	95	278	380	1,052	116,946	274,055	17	2	820	1	250	15	3,311	88	18,512	94	459
5 to 9 cows	79		484		164,561		24	6	26,920	7	3,764	13	3,809	69	19,102	79	584
10 to 14 cows	18	27	198	362	72,155	170,962	13	8	27,600	1	1,330	5	3,850	11	6,798	18	332
15 to 19 cows	14		226		113,776		14	13	89,729	1	4,360	2	250	5	760	14	340
20 to 29 cows	19	17	446	503	217,500	207,630	18	18	168,045	2	2,860	5	418	11	1,846	19	486
30 to 49 cows	30	15	1,085	638	557,162	313,665	29	29	523,128	1	26	7	2,402	10	8,588	30	1,372
50 to 74 cows	11	8	643	463	340,715	184,200	11	11	308,985	2	9,000	2	1,895	3	2,556	11	727
75 to 99 cows	3	———	246	———	118,190	———	3	3	114,690	———	———	———	———	1	370	3	260
100 to 199 cows	6	3	669	325	394,262	106,300	6	6	361,202	2	3,782	2	3,190	2	3,240	6	951
Calcasieu																	
Total	1,457	1,080	4,107	3,228	1,277,716	1,094,257	127	71	449,592	17	8,668	63	7,689	606	45,995	1,456	5,594
None	xxx	xxx	xxx	xxx	xxx	xxx	xxx	xxx	xxx	xxx	xxx	xxx	xxx	xxx	xxx	41	148
1 cow	566	783	566	1,067	195,773	358,506	18	4	349	1	160	14	605	207	9,849	541	924
2 cows	551		1,102		302,789		28	11	3,256	———	———	21	1,246	241	15,629	540	1,519
3 cows	169		507		117,938		18	10	4,439	2	186	7	650	80	8,555	167	715
4 cows	67	247	268	1,024	62,436	248,356	7	2	1,527	1	204	4	587	25	2,852	65	338
5 to 9 cows	61		357		73,883		15	8	15,205	5	1,190	7	896	31	3,254	60	416
10 to 14 cows	14	30	162	383	61,292	121,355	12	9	38,598	2	1,511	5	2,205	7	2,875	14	195
15 to 19 cows	9		147		62,170		9	7	40,287	3	2,727	3	133	5	490	9	167
20 to 29 cows	4	6	83	141	35,355	42,975	4	4	23,420	1	150	———	———	1	120	4	108
30 to 49 cows	7	10	255	369	118,408	211,800	7	7	106,815	———	———	2	1,336	4	1,421	7	322
50 cows and over	9	4	660	244	247,675	113,265	9	9	219,700	2	2,540	2	251	5	970	8	744

TABLE 19.—COWS MILKED AND MILK PRODUCED, 1939 AND 1929; DAIRY PRODUCTS SOLD AND BUTTER CHURNED, 1939; AND COWS KEPT FOR MILK APR. 1, 1940; BY NUMBER OF COWS MILKED, BY COUNTIES—Continued

(For explanation and definitions, see text)

STATE OR PARISH AND NUMBER OF COWS MILKED	COWS MILKED				MILK PRODUCED (GALLONS)		DAIRY PRODUCTS SOLD, 1939							BUTTER CHURNED ON FARMS, 1939		COWS KEPT MAINLY FOR MILK PRODUCTION, APR. 1, 1940	
	Farms reporting		Number					Whole milk sold		Cream sold		Butter sold					
	1939	1929	1939	1929	1939	1929	Farms reporting	Farms reporting	Gallons	Farms reporting	Pounds of butterfat	Farms reporting	Pounds	Farms reporting	Pounds	Farms reporting	Number
LOUISIANA—Contd.																	
Caldwell																	
Total	995	761	2,241	1,804	593,954	490,760	59	30	17,837	5	9,498	43	5,521	784	89,931	1,009	3,175
None	xxx	xxx	xxx	xxx	xxx	xxx	xxx	xxx	xxx	xxx	xxx	xxx	xxx	xxx	xxx	29	78
1 cow	318	498	318	721	104,839	205,552	8	4	400	1	25	5	468	228	18,215	313	452
2 cows	389		778		216,750		23	11	2,254	1	71	17	1,557	319	33,808	381	1,150
3 cows	152		456		115,865		13	5	650	———	———	13	1,823	122	19,142	151	653
4 cows	86	258	344	1,012	67,520	258,848	5	4	558	1	100	3	170	73	11,118	88	420
5 to 9 cows	46		273		52,135		6	3	1,725	———	———	4	705	40	6,760	45	337
10 to 14 cows	1		10		1,095		1	1	500	———	———	———	———	1	90	1	10
15 cows and over	3	5	82	71	35,750	28,360	3	2	11,750	2	9,300	1	800	1	800	3	75
Cameron																	
Total	732	571	2,342	1,995	487,050	308,716	198	20	14,302	1	1,200	179	9,439	499	30,020	662	3,017
None	xxx	xxx	xxx	xxx	xxx	xxx	xxx	xxx	xxx	xxx	xxx	xxx	xxx	xxx	xxx	14	30
1 cow	137	264	137	410	49,595	81,525	43	———	———	———	———	43	1,974	76	5,167	118	168
2 cows	211		422		110,089		53	3	370	———	———	50	2,214	130	7,101	189	497
3 cows	146		438		90,915		33	3	1,842	———	———	31	1,812	110	6,095	130	510
4 cows	95	281	380	1,229	75,186	174,691	25	4	2,360	———	———	21	1,103	68	3,858	83	419
5 to 9 cows	118		692		115,030		34	7	4,205	———	———	27	1,496	92	4,993	104	817
10 to 14 cows	25		273		46,235		10	3	5,525	1	1,200	7	840	23	2,806	24	576
15 to 19 cows	———	23	———	284	———	40,100	———	———	———	———	———	———	———	———	———	———	———
20 to 29 cows	———	2	———	42	———	8,400	———	———	———	———	———	———	———	———	———	———	———
30 to 49 cows	———	1	———	30	———	4,000	———	———	———	———	———	———	———	———	———	———	———
Catahoula																	
Total	1,290	933	2,935	2,074	615,125	515,331	29	16	30,268	3	2,166	13	2,781	580	41,435	1,403	4,523
None	xxx	xxx	xxx	xxx	xxx	xxx	xxx	xxx	xxx	xxx	xxx	xxx	xxx	xxx	xxx	143	396
1 cow	475	654	475	969	123,386	265,022	1	1	320	———	———	———	———	183	6,829	461	758
2 cows	411		822		180,986		7	2	2,080	1	320	4	590	171	11,241	403	1,106
3 cows	219		657		123,714		8	7	1,385	———	———	2	590	116	9,379	213	889
4 cows	100	274	400	1,049	63,589	243,449	3	1	20	———	———	2	111	53	4,995	99	636
5 to 9 cows	77		439		77,887		3	1	1,250	———	———	2	365	51	6,882	76	549
10 to 14 cows	5		55		15,033		5	2	2,230	1	450	3	1,325	4	1,673	5	107
15 cows and over	3	5	87	56	30,530	6,860	2	2	22,983	1	1,396	———	———	2	436	3	84
Claiborne																	
Total	2,727	2,590	6,888	5,557	2,065,926	1,800,877	541	177	339,996	194	53,771	245	39,846	2,623	435,114	2,777	8,634
None	xxx	xxx	xxx	xxx	xxx	xxx	xxx	xxx	xxx	xxx	xxx	xxx	xxx	xxx	xxx	106	166
1 cow	1,016	1,982	1,016	2,796	342,099	897,615	43	13	1,826	7	458	31	2,344	982	92,782	976	1,536
2 cows	879		1,758		521,205		125	26	3,814	38	4,169	72	6,160	859	140,704	871	2,226
3 cows	391		1,173		327,974		115	33	7,990	47	5,814	49	7,130	374	81,040	386	1,351
4 cows	192	581	768	2,396	196,905	751,657	82	23	10,728	34	5,844	37	5,282	186	46,697	190	839
5 to 9 cows	192		1,173		302,962		121	43	42,717	50	19,458	48	15,248	180	59,845	192	1,379
10 to 14 cows	28	22	311	257	101,778	96,330	26	15	37,286	12	8,076	4	1,707	25	8,705	27	325
15 to 19 cows	15		239		113,130		15	13	87,865	3	2,500	4	1,975	11	4,366	15	305
20 to 29 cows	7	5	152	108	46,070	55,275	7	5	41,260	2	5,452	———	———	1	150	7	172
30 cows and over	7	———	298	———	113,803	———	7	6	106,510	1	2,000	———	———	5	825	7	335
Concordia																	
Total	988	583	1,926	1,224	505,390	270,328	34	13	29,629	1	456	28	2,590	520	35,305	1,008	2,137
None	xxx	xxx	xxx	xxx	xxx	xxx	xxx	xxx	xxx	xxx	xxx	xxx	xxx	xxx	xxx	52	79
1 cow	449	463	449	642	137,285	136,809	3	———	———	———	———	3	252	221	11,017	430	529
2 cows	344		688		185,098		5	———	———	———	———	5	307	177	11,083	332	715
3 cows	109		327		76,324		5	3	400	———	———	4	180	71	5,580	109	313
4 cows	53	110	212	429	41,630	84,047	7	4	1,290	———	———	6	901	26	4,094	51	225
5 to 9 cows	28		168		26,705		9	3	639	———	———	8	700	23	3,031	29	188
10 to 14 cows	2		22		7,400		2	———	———	———	———	2	250	2	500	2	27
15 cows and over	3	10	60	153	30,950	49,472	3	3	27,300	1	456	———	———	———	———	3	61
De Soto																	
Total	2,891	2,201	7,973	5,561	2,371,744	1,761,403	235	92	827,330	44	21,815	137	14,143	2,493	266,170	3,034	10,579
None	xxx	xxx	xxx	xxx	xxx	xxx	xxx	xxx	xxx	xxx	xxx	xxx	xxx	xxx	xxx	190	456
1 cow	1,210	1,686	1,210	2,391	342,698	654,946	18	3	110	1	34	17	982	1,039	67,369	1,177	1,709
2 cows	953		1,906		505,725		54	15	2,257	7	2,978	44	2,159	825	85,656	945	2,571
3 cows	347		1,041		253,857		35	8	3,435	6	539	29	1,769	320	44,745	343	1,304
4 cows	168	459	672	1,788	154,766	399,572	23	4	3,380	5	1,060	16	1,432	156	28,394	168	839
5 to 9 cows	139		814		206,603		39	6	9,955	17	10,840	21	2,936	124	27,384	139	993
10 to 14 cows	16		173		43,585		10	3	6,400	4	3,480	7	1,845	16	6,854	15	198
15 to 19 cows	11	21	178	290	67,700	195,265	10	10	55,420	1	100	———	———	4	1,314	11	190
20 to 29 cows	19	18	445	424	143,875	182,715	18	15	113,650	2	2,600	2	2,270	5	3,109	18	495
30 to 49 cows	14	15	542	558	228,230	282,505	14	14	218,310	1	184	1	750	2	1,110	14	600
50 to 74 cows	8	2	452	110	189,455	46,400	8	8	183,748	———	———	———	———	1	100	8	579
75 cows and over	6	———	540	———	235,250	———	6	6	230,665	———	———	———	———	1	135	6	665
East Baton Rouge																	
Total	1,328	1,302	6,629	4,724	2,783,387	1,746,676	145	112	1,952,293	8	5,717	46	15,373	733	64,317	1,346	8,734
None	xxx	xxx	xxx	xxx	xxx	xxx	xxx	xxx	xxx	xxx	xxx	xxx	xxx	xxx	xxx	66	396
1 cow	484	928	484	1,319	158,762	392,876	11	1	10	———	———	11	714	247	12,153	458	649
2 cows	456		912		289,789		19	8	1,391	1	124	13	463	263	18,868	441	1,161
3 cows	197		591		165,735		7	2	185	———	———	5	102	120	8,852	193	712
4 cows	61	296	244	1,136	59,040	308,130	6	2	2,006	1	50	4	710	44	4,472	59	274
5 to 9 cows	45		264		74,256		17	14	16,607	3	1,300	7	734	29	4,624	44	331
10 to 14 cows	15		171		92,775		15	15	82,630	———	———	1	100	5	649	15	221
15 to 19 cows	4	28	65	399	31,540	148,830	4	4	27,015	———	———	1	300	3	597	4	96
20 to 29 cows	14	20	325	465	170,650	188,960	14	14	161,080	1	513	———	———	3	234	14	393
30 to 49 cows	24	21	870	805	382,135	395,305	24	24	368,955	———	———	1	400	7	992	24	1,255
50 to 74 cows	13	6	775	350	357,927	140,025	13	13	339,927	———	———	1	1,000	6	1,668	13	938
75 to 99 cows	4	3	351	252	150,275	172,550	4	4	146,155	———	———	———	———	2	256	4	372
100 cows and over	11	———	1,577	———	850,503	———	11	11	806,332	2	3,730	2	10,850	4	10,954	11	1,936

TABLE 19.—COWS MILKED AND MILK PRODUCED, 1939 AND 1929; DAIRY PRODUCTS SOLD AND BUTTER CHURNED, 1939; AND COWS KEPT FOR MILK APR. 1, 1940; BY NUMBER OF COWS MILKED, BY COUNTIES—Continued

(For explanation and definitions, see text)

STATE OR PARISH AND NUMBER OF COWS MILKED	COWS MILKED				MILK PRODUCED (GALLONS)		DAIRY PRODUCTS SOLD, 1939							BUTTER CHURNED ON FARMS, 1939		COWS KEPT MAINLY FOR MILK PRODUCTION, APR. 1, 1940	
	Farms reporting		Number					Whole milk, sold		Cream sold		Butter sold					
	1939	1929	1939	1929	1939	1929	Farms reporting	Farms reporting	Gallons	Farms reporting	Pounds of butterfat	Farms reporting	Pounds	Farms reporting	Pounds	Farms reporting	Number
LOUISIANA—Contd.																	
East Carroll																	
Total	1,390	803	1,844	1,180	587,643	276,007	26	4	4,745	3	1,200	22	3,571	1,315	124,681	1,458	2,104
None	xxx	xxx	xxx	xxx	xxx	xxx	xxx	xxx	xxx	xxx	xxx	xxx	xxx	xxx	xxx	107	141
1 cow	1,027	738	1,027	914	332,285	203,863	9	3	365	———	———	8	590	970	70,395	991	1,130
2 cows	306		612		179,658		10	———	———	———	———	10	883	295	40,481	303	627
3 cows	41		123		41,680		1	———	———	———	———	1	48	37	8,027	41	132
4 cows	10	65	40	266	13,160	72,144	1	———	———	———	———	1	40	8	2,020	10	37
5 cows and over	6		42		20,860		5	1	4,380	3	1,200	2	2,210	5	3,760	6	37
East Feliciana																	
Total	1,058	1,182	4,122	4,832	1,370,299	1,703,365	103	79	928,562	———	———	27	4,411	737	61,167	1,191	6,782
None	xxx	xxx	xxx	xxx	xxx	xxx	xxx	xxx	xxx	xxx	xxx	xxx	xxx	xxx	xxx	187	428
1 cow	472	845	472	1,273	105,038	299,530	1	———	———	———	———	1	36	272	12,481	437	673
2 cows	364		728		161,491		9	———	———	———	———	9	756	304	27,480	352	1,570
3 cows	90		270		49,903		7	1	400	———	———	6	607	75	8,274	88	670
4 cows	24	256	96	997	23,162	194,341	4	2	2,000	———	———	3	1,140	22	3,158	23	217
5 to 9 cows	42		241		61,832		16	10	13,047	———	———	7	1,772	38	6,460	42	397
10 to 14 cows	9	28	107	371	37,105	177,575	9	9	33,535	———	———	1	100	2	250	8	109
15 to 19 cows	8		132		57,455		8	8	54,745	———	———	———	———	3	308	7	142
20 to 29 cows	17	18	376	414	169,160	189,845	17	17	157,575	———	———	———	———	8	1,280	15	399
30 to 49 cows	19	22	636	728	257,220	327,818	19	19	243,660	———	———	———	———	7	828	19	848
50 to 74 cows	8	11	465	609	197,433	282,606	8	8	179,800	———	———	———	———	5	498	8	500
75 cows and over	5	2	599	440	250,500	231,650	5	5	243,800	———	———	———	———	1	150	5	829
Evangeline																	
Total	3,925	3,182	7,093	5,909	1,800,250	1,407,562	53	15	47,725	25	7,359	21	2,758	656	21,923	3,974	11,679
None	xxx	xxx	xxx	xxx	xxx	xxx	xxx	xxx	xxx	xxx	xxx	xxx	xxx	xxx	xxx	121	342
1 cow	1,821	2,565	1,821	3,616	589,658	905,945	8	———	———	4	1,675	5	235	206	4,917	1,770	3,739
2 cows	1,512		3,024		742,293		25	6	1,185	14	2,401	7	178	299	9,189	1,497	4,802
3 cows	384		1,152		235,809		5	1	140	2	533	2	40	99	3,043	378	1,603
4 cows	116	607	464	2,171	90,429	466,722	4	1	800	2	350	2	1,465	32	2,925	116	476
5 to 9 cows	85		505		87,121		8	4	4,400	3	2,400	5	840	19	1,814	85	537
10 to 14 cows	3	10	30	122	7,800	34,895	———	———	———	———	———	———	———	1	35	3	30
15 cows and over	4		97		47,340		3	3	41,200	———	———	———	———	———	———	4	150
Franklin																	
Total	3,760	2,541	6,843	4,539	1,903,334	1,360,550	182	48	52,810	60	12,145	111	9,016	2,848	234,020	3,714	7,941
None	xxx	xxx	xxx	xxx	xxx	xxx	xxx	xxx	xxx	xxx	xxx	xxx	xxx	xxx	xxx	133	231
1 cow	1,834	2,136	1,834	2,912	543,376	927,004	34	14	1,599	5	220	24	843	1,293	68,213	1,729	2,137
2 cows	1,289		2,578		702,319		51	12	1,659	9	702	40	2,307	1,021	85,811	1,245	2,861
3 cows	385		1,155		318,994		38	12	5,342	13	1,741	23	2,181	325	42,574	369	1,313
4 cows	155	399	620	1,507	157,800	391,006	25	5	2,210	13	1,817	11	1,572	132	21,715	145	647
5 to 9 cows	88		517		118,425		25	1	1,000	16	5,925	10	1,880	72	14,531	84	574
10 to 14 cows	6	6	67	120	21,620	42,540	6	2	3,800	3	940	3	233	4	1,148	6	87
15 cows and over	3		72		40,800		3	2	37,200	1	800	———	———	1	30	3	91
Grant																	
Total	990	1,198	2,092	2,469	573,829	805,668	69	23	18,086	23	4,077	40	4,764	767	87,993	1,037	2,720
None	xxx	xxx	xxx	xxx	xxx	xxx	xxx	xxx	xxx	xxx	xxx	xxx	xxx	xxx	xxx	76	143
1 cow	383	925	383	1,314	140,112	441,048	6	1	25	1	5	4	97	275	21,720	367	533
2 cows	367		734		199,782		23	5	580	7	743	15	1,802	284	31,535	358	907
3 cows	117		351		89,457		9	2	1,095	3	390	6	466	97	13,851	113	397
4 cows	70	262	280	1,007	66,436	309,580	14	5	3,521	5	1,145	5	1,090	65	10,962	70	336
5 to 9 cows	45		261		57,937		12	6	5,935	4	626	8	944	40	8,339	45	306
10 to 14 cows	8	10	83	123	20,105	40,640	5	4	6,910	3	1,168	2	365	6	1,586	8	98
15 to 19 cows	———		———		———		———	———	———	———	———	———	———	———	———	———	———
20 to 29 cows	———	1	———	25	———	14,400	———	———	———	———	———	———	———	———	———	———	———
Iberia																	
Total	1,165	891	3,117	2,618	952,388	907,966	56	47	407,074	7	10,591	14	8,872	94	14,536	1,169	5,070
None	xxx	xxx	xxx	xxx	xxx	xxx	xxx	xxx	xxx	xxx	xxx	xxx	xxx	xxx	xxx	28	90
1 cow	522	683	522	954	122,074	263,818	1	———	———	———	———	1	32	17	707	505	906
2 cows	417		834		183,915		2	2	580	———	———	1	50	29	985	413	1,382
3 cows	108		324		70,757		4	3	1,406	———	———	1	80	11	804	107	478
4 cows	44	165	176	719	38,825	216,060	5	3	4,630	———	———	2	35	6	195	43	266
5 to 9 cows	38		217		62,195		10	6	11,310	2	1,330	4	1,915	17	3,520	37	350
10 to 14 cows	7	22	82	290	25,120	145,516	5	5	13,340	———	———	1	50	3	350	7	74
15 to 19 cows	5		80		27,550		5	4	11,200	———	———	3	4,160	4	4,910	5	129
20 to 29 cows	6	11	148	247	69,515	86,011	6	6	59,893	1	648	1	2,550	3	2,800	6	234
30 to 49 cows	14	8	485	298	236,537	149,111	14	14	207,715	2	3,613	———	———	3	135	14	725
50 cows and over	4	2	249	110	115,900	47,450	4	4	97,000	2	5,000	———	———	1	150	4	436
Iberville																	
Total	394	269	1,224	735	419,279	237,045	27	21	187,226	2	284	8	644	88	4,885	404	1,754
None	xxx	xxx	xxx	xxx	xxx	xxx	xxx	xxx	xxx	xxx	xxx	xxx	xxx	xxx	xxx	22	126
1 cow	170	202	170	269	47,747	69,131	4	2	275	———	———	2	20	31	641	164	219
2 cows	114		228		61,392		3	1	50	———	———	2	149	25	1,311	112	273
3 cows	51		153		35,093		2	2	1,200	———	———	———	———	17	1,057	48	167
4 cows	21	58	84	252	24,675	64,857	2	2	60	———	———	1	15	6	395	20	87
5 to 9 cows	22		129		33,520		4	2	3,390	———	———	2	160	8	720	22	147
10 to 14 cows	4	5	44	85	11,720	22,570	1	1	800	1	192	———	———	1	156	4	59
15 to 19 cows	———		———		———		———	———	———	———	———	———	———	———	———	———	———
20 to 29 cows	7	1	162	25	82,625	10,950	6	6	66,651	1	92	1	300	1	300	7	177
30 cows and over	5	3	254	124	122,507	69,537	5	5	114,800	———	———	———	———	1	325	5	499

TABLE 19.—COWS MILKED AND MILK PRODUCED, 1939 AND 1929; DAIRY PRODUCTS SOLD AND BUTTER CHURNED, 1939; AND COWS KEPT FOR MILK APR. 1, 1940; BY NUMBER OF COWS MILKED, BY COUNTIES—Continued

(For explanation and definitions, see text)

STATE OR PARISH AND NUMBER OF COWS MILKED	COWS MILKED				MILK PRODUCED (GALLONS)		DAIRY PRODUCTS SOLD, 1939						BUTTER CHURNED ON FARMS, 1939		COWS KEPT MAINLY FOR MILK PRODUCTION, APR. 1, 1940	
	Farms reporting		Number					Whole milk sold		Cream sold		Butter sold				
	1939	1929	1939	1929	1939	1929	Farms reporting	Farms reporting	Gallons	Farms reporting	Pounds of butterfat	Farms reporting	Pounds	Farms reporting	Pounds	Farms reporting	Number
LOUISIANA—Contd.																	
Jackson																	
Total	1,329	1,139	2,848	2,426	862,158	795,638	178	51	88,144	22	11,679	150	22,468	1,255	196,007	1,336	3,464
None	xxx	xxx	xxx	xxx	xxx	xxx	xxx	xxx	xxx	xxx	xxx	xxx	xxx	xxx	xxx	49	78
1 cow	531	868	531	1,289	180,590	442,098	17	4	56	———	———	15	707	501	48,287	502	730
2 cows	527		1,054		317,376		60	13	1,001	2	410	57	3,809	506	83,511	516	1,251
3 cows	147		441		114,671		36	9	1,558	6	1,015	28	4,020	138	27,618	147	528
4 cows	58	260	232	996	59,355	292,285	23	6	514	3	1,324	22	3,970	54	15,875	57	246
5 to 9 cows	51		296		70,799		28	8	7,795	7	2,390	19	4,457	44	13,638	50	323
10 to 14 cows	6	10	70	121	29,772	48,480	6	4	16,240	2	1,390	5	2,540	5	2,730	6	82
15 to 19 cows	4		68		25,550		3	2	16,060	1	1,500	1	1,600	2	1,968	4	101
20 cows and over	5	1	156	20	64,045	12,775	5	5	44,920	1	3,650	3	1,365	5	2,380	5	125
Jefferson																	
Total	197	150	4,904	3,185	2,508,339	1,617,772	133	132	2,357,144	7	6,277	2	7,400	9	8,295	198	5,209
None	xxx	xxx	xxx	xxx	xxx	xxx	xxx	xxx	xxx	xxx	xxx	xxx	xxx	xxx	xxx	8	45
1 cow	49	34	49	49	25,599	19,750	2	2	1,487	———	———	———	———	6	152	45	62
2 cows	9		18		6,425		———	———	———	———	———	———	———	———	———	9	20
3 cows	5		15		4,435		———	———	———	———	———	———	———	———	———	5	18
4 cows	3	12	12	60	4,280	21,238	1	1	1,647	———	———	———	———	———	———	3	15
5 to 9 cows	5		37		13,812		4	4	9,392	———	———	———	———	———	———	5	41
10 to 14 cows	5	28	63	407	29,955	189,535	5	5	28,535	———	———	———	———	———	———	5	62
15 to 19 cows	9		153		81,737		9	9	80,802	———	———	———	———	———	———	9	182
20 to 29 cows	38	28	905	654	540,725	357,175	38	38	530,520	1	2,000	———	———	1	48	38	1,043
30 to 49 cows	52	36	1,940	1,270	1,040,083	693,574	52	51	986,041	3	2,780	2	7,400	2	8,095	49	1,968
50 to 74 cows	14	11	854	633	396,710	276,500	14	14	380,986	2	950	———	———	———	———	14	907
75 to 99 cows	3	———	236	———	123,800	———	3	3	121,500	———	———	———	———	———	———	3	236
100 to 199 cows	5	1	642	110	240,998	60,000	5	5	216,254	1	547	———	———	———	———	5	610
Jefferson Davis																	
Total	1,303	1,076	2,954	2,847	906,175	809,625	79	32	150,291	18	14,891	49	5,555	392	34,953	1,283	4,869
None	xxx	xxx	xxx	xxx	xxx	xxx	xxx	xxx	xxx	xxx	xxx	xxx	xxx	xxx	xxx	61	154
1 cow	531	749	531	1,094	179,378	340,796	9	3	450	———	———	6	230	95	6,197	482	1,071
2 cows	477		954		257,240		20	5	1,258	3	400	16	1,023	152	10,548	460	1,510
3 cows	168		504		127,838		11	3	1,760	———	———	8	1,357	74	6,799	159	809
4 cows	60	293	240	1,173	61,060	291,324	10	3	5,042	1	320	6	603	29	3,660	55	376
5 to 9 cows	47		264		59,977		11	3	411	3	1,728	8	1,094	31	4,925	46	421
10 to 14 cows	8	25	88	314	26,240	85,405	6	4	13,875	2	1,100	1	522	4	1,198	8	134
15 to 19 cows	1		15		5,475		1	1	5,000	———	———	———	———	———	———	1	15
20 to 29 cows	5	3	107	62	54,182	27,675	5	5	35,500	4	4,879	2	126	3	585	5	132
30 cows and over	6	6	251	204	134,785	64,425	6	5	87,015	5	6,464	2	600	4	1,041	6	247
Lafayette																	
Total	2,989	2,710	6,589	4,877	1,853,404	1,509,545	105	66	444,690	21	18,738	24	6,119	196	13,238	2,997	8,748
None	xxx	xxx	xxx	xxx	xxx	xxx	xxx	xxx	xxx	xxx	xxx	xxx	xxx	xxx	xxx	52	107
1 cow	1,357	2,309	1,357	3,082	392,071	918,266	2	———	———	———	———	2	25	51	877	1,535	1,943
2 cows	1,079		2,158		550,725		15	4	700	7	1,270	5	425	62	1,987	1,067	3,053
3 cows	275		825		176,479		10	3	1,305	2	204	5	240	36	1,826	272	1,101
4 cows	121	376	484	1,401	95,996	369,475	15	6	4,050	4	824	6	393	22	1,194	119	614
5 to 9 cows	96		591		117,958		14	9	25,857	2	2,000	4	536	21	2,150	96	709
10 to 14 cows	21	19	234	253	89,775	136,290	13	11	53,988	2	5,700	———	———	1	104	21	243
15 to 19 cows	13		201		75,717		9	8	51,125	2	3,800	———	———	1	200	11	183
20 to 29 cows	18	5	381	111	170,530	67,264	18	16	142,220	1	5,500	1	600	1	1,000	17	383
30 cows and over	9	1	358	30	184,155	18,250	9	9	165,445	1	1,440	1	3,900	1	3,900	9	412
Lafourche																	
Total	837	749	1,973	1,575	655,166	435,850	57	54	168,066	2	55	3	510	52	4,456	869	2,430
None	xxx	xxx	xxx	xxx	xxx	xxx	xxx	xxx	xxx	xxx	xxx	xxx	xxx	xxx	xxx	59	82
1 cow	398	600	398	895	128,198	226,002	13	11	867	1	50	1	10	11	546	380	505
2 cows	266		532		147,682		15	14	3,019	1	5	———	———	17	1,266	260	639
3 cows	91		273		71,343		9	9	1,350	———	———	———	———	6	478	89	293
4 cows	35	138	140	494	29,408	109,373	3	3	430	———	———	———	———	6	277	34	160
5 to 9 cows	29		164		43,643		4	4	5,880	———	———	1	300	8	1,214	29	216
10 to 14 cows	5	8	60	101	19,180	44,855	2	2	5,170	———	———	———	———	1	365	5	79
15 to 19 cows	4		66		28,685		3	3	15,500	———	———	———	———	———	———	4	53
20 to 29 cows	4	1	93	25	45,150	20,000	4	4	42,500	———	———	1	200	2	270	4	106
30 cows and over	5	2	247	60	119,877	35,600	4	4	95,350	———	———	———	———	1	40	5	297
La Salle																	
Total	638	681	1,469	1,645	467,166	421,402	20	11	67,611	5	2,984	13	2,612	445	64,582	624	2,078
None	xxx	xxx	xxx	xxx	xxx	xxx	xxx	xxx	xxx	xxx	xxx	xxx	xxx	xxx	xxx	5	8
1 cow	225	472	225	696	99,349	209,062	4	1	40	———	———	4	151	151	12,466	217	325
2 cows	265		530		183,431		2	2	55	———	———	1	156	194	29,212	258	715
3 cows	70		210		46,268		6	2	95	1	60	4	895	48	10,015	66	286
4 cows	47	198	188	779	32,771	161,515	———	———	———	———	———	———	———	35	7,435	47	271
5 to 9 cows	25		147		20,997		2	1	2,500	———	———	1	131	13	3,557	25	212
10 to 14 cows	2	9	25	100	9,750	26,275	2	1	2,436	2	1,570	1	104	2	467	2	36
15 to 19 cows	1		19		8,625		1	1	6,785	1	930	1	175	1	230	1	35
20 to 29 cows	———	1	———	22	———	7,300	———	———	———	———	———	———	———	———	———	———	———
30 cows and over	3	1	125	48	65,975	17,250	3	3	55,700	1	424	1	1,000	1	1,200	3	190

TABLE 19.—COWS MILKED AND MILK PRODUCED, 1939 AND 1929; DAIRY PRODUCTS SOLD AND BUTTER CHURNED, 1939; AND COWS KEPT FOR MILK APR. 1, 1940; BY NUMBER OF COWS MILKED, BY COUNTIES—Continued

(For explanation and definitions, see text)

STATE OR PARISH AND NUMBER OF COWS MILKED	COWS MILKED				MILK PRODUCED (GALLONS)		DAIRY PRODUCTS SOLD, 1939							BUTTER CHURNED ON FARMS, 1939		COWS KEPT MAINLY FOR MILK PRODUCTION, APR. 1, 1940	
	Farms reporting		Number					Whole milk sold		Cream sold		Butter sold					
	1939	1929	1939	1929	1939	1929	Farms reporting	Farms reporting	Gallons	Farms reporting	Pounds of butterfat	Farms reporting	Pounds	Farms reporting	Pounds	Farms reporting	Number
LOUISIANA—Contd.																	
Lincoln																	
Total	2,180	2,117	5,645	4,853	1,821,819	1,784,675	632	151	386,211	150	35,826	414	60,277	2,014	334,889	2,227	7,010
None	xxx	xxx	xxx	xxx	xxx	xxx	xxx	xxx	xxx	xxx	xxx	xxx	xxx	xxx	xxx	71	123
1 cow	812	1,565	812	2,223	296,668	834,371	63	7	760	7	954	57	3,824	751	71,674	795	1,078
2 cows	758		1,516		480,037		193	27	7,199	36	4,625	150	16,698	712	122,132	754	1,914
3 cows	281		843		242,725		143	18	7,074	43	7,890	96	13,055	266	58,182	279	1,052
4 cows	127	518	508	2,064	131,705	691,304	78	12	6,764	22	8,436	55	6,208	117	27,075	126	599
5 to 9 cows	159		951		259,464		116	53	63,259	34	9,497	44	10,342	155	38,734	159	1,152
10 to 14 cows	20	27	219	324	73,020	133,008	17	16	38,878	5	1,870	7	2,200	15	5,474	20	255
15 to 19 cows	6		94		37,630		6	4	22,150	2	3,579	1	360	5	1,447	6	88
20 to 29 cows	5	3	113	66	44,157	34,750	5	4	23,582	------	----------	2	2,250	5	2,825	5	133
30 to 49 cows	8	2	273	70	108,730	36,840	7	6	82,310	1	1,175	1	40	7	3,871	8	295
50 cows and over	4	2	316	106	147,685	54,400	4	4	134,235	------	----------	1	5,500	1	5,475	4	321
Livingston																	
Total	1,581	1,074	2,516	2,011	770,588	527,523	87	30	16,868	3	116	68	3,654	523	46,281	1,585	3,556
None	xxx	xxx	xxx	xxx	xxx	xxx	xxx	xxx	xxx	xxx	xxx	xxx	xxx	xxx	xxx	55	103
1 cow	917	871	917	1,203	352,718	350,348	31	11	946	------	----------	25	934	245	18,752	885	1,431
2 cows	488		976		268,526		30	7	827	------	----------	24	1,315	192	17,551	477	1,334
3 cows	124		372		86,574		12	4	960	2	108	10	580	57	5,795	119	416
4 cows	28	198	112	753	26,930	164,875	6	2	805	------	----------	6	375	18	2,157	28	103
5 to 9 cows	24		139		35,840		8	6	13,350	1	8	3	450	11	2,026	23	169
10 to 14 cows	------	5	------	55	----------	12,300	------	------	----------	------	----------	------	------	------	----------	------	------
15 to 19 cows	------		------		----------		------	------	----------	------	----------	------	------	------	----------	------	------
Madison																	
Total	1,006	510	1,726	1,007	593,229	338,734	76	36	80,755	11	6,702	54	6,398	812	90,323	1,043	2,151
None	xxx	xxx	xxx	xxx	xxx	xxx	xxx	xxx	xxx	xxx	xxx	xxx	xxx	xxx	xxx	66	94
1 cow	663	452	663	561	221,899	180,657	12	6	845	------	----------	11	1,041	523	37,824	644	768
2 cows	221		442		145,487		25	10	5,040	3	505	18	1,457	185	24,934	213	463
3 cows	87		201		73,120		13	5	3,610	3	775	9	1,519	58	14,314	66	216
4 cows	26	49	104	189	28,118	59,327	10	5	2,260	1	205	7	440	22	4,967	25	185
5 to 9 cows	22		126		39,305		9	4	4,250	2	1,117	6	1,481	20	7,034	22	200
10 to 14 cows	4	3	44	35	15,300	14,750	4	3	6,850	------	----------	3	460	4	1,250	4	59
15 to 19 cows	------		------		----------		------	------	----------	------	----------	------	------	------	----------	------	------
20 to 29 cows	------	1	------	20	----------	10,000	------	------	----------	------	----------	------	------	------	----------	------	------
30 cows and over	3	5	146	202	70,000	74,000	3	3	57,900	2	4,100	------	----------	------	----------	3	166
Morehouse																	
Total	1,756	1,251	3,465	2,795	820,160	778,394	72	31	41,008	10	4,703	51	6,703	1,471	143,581	1,924	4,476
None	xxx	xxx	xxx	xxx	xxx	xxx	xxx	xxx	xxx	xxx	xxx	xxx	xxx	xxx	xxx	198	286
1 cow	846	940	846	1,368	229,432	376,140	4	3	180	------	----------	3	190	676	39,191	830	1,123
2 cows	539		1,078		257,322		16	2	385	2	520	13	1,375	461	45,099	531	1,345
3 cows	186		558		115,509		11	6	2,904	1	256	8	739	166	21,713	183	637
4 cows	103	297	412	1,146	85,547	332,439	9	2	582	1	48	7	1,152	92	17,727	101	464
5 to 9 cows	73		413		88,585		23	12	8,832	4	2,739	15	2,169	68	17,095	72	453
10 to 14 cows	6	14	67	281	13,840	69,815	6	4	4,625	1	1,090	3	755	5	1,430	6	74
15 cows and over	3		91		29,925		3	2	23,500	1	50	2	323	3	1,326	3	94
Natchitoches																	
Total	2,994	2,743	6,561	5,660	1,950,016	1,346,660	158	51	242,096	53	13,937	86	17,391	1,990	248,849	3,041	8,151
None	xxx	xxx	xxx	xxx	xxx	xxx	xxx	xxx	xxx	xxx	xxx	xxx	xxx	xxx	xxx	158	258
1 cow	1,256	2,110	1,256	2,975	417,083	743,576	14	2	20	3	97	11	817	712	55,256	1,194	1,669
2 cows	1,032		2,064		593,428		38	7	485	15	1,208	21	1,787	713	89,192	1,001	2,660
3 cows	372		1,116		291,297		24	9	3,509	7	690	15	1,328	290	44,290	363	1,309
4 cows	164	616	656	2,414	158,804	501,539	18	5	2,020	8	1,825	8	2,250	132	23,881	160	777
5 to 9 cows	143		842		189,031		39	18	18,713	14	2,659	20	5,464	122	27,984	139	795
10 to 14 cows	14	13	154	154	33,999	37,280	12	4	6,212	3	3,500	5	2,075	11	3,108	14	164
15 to 19 cows	5		87		31,794		5	2	16,300	1	320	4	1,890	4	3,061	5	92
20 to 29 cows	4	3	86	78	30,980	34,265	4	2	20,000	1	1,560	1	200	3	352	4	105
30 cows and over	4	1	300	44	203,600	30,000	4	4	174,837	1	2,080	1	1,600	3	1,725	3	322
Orleans																	
Total	130	110	2,494	2,080	1,407,850	1,166,296	107	107	1,357,418	2	770	4	1,042	5	1,292	131	2,617
None	xxx	xxx	xxx	xxx	xxx	xxx	xxx	xxx	xxx	xxx	xxx	xxx	xxx	xxx	xxx	3	16
1 cow	17	15	17	16	6,627	8,000	------	------	----------	------	----------	------	------	------	----------	16	16
2 cows	7		14		4,705		1	1	1,000	------	----------	------	------	------	----------	7	15
3 cows	------		------		----------		------	------	----------	------	----------	------	------	------	----------	------	------
4 cows	1	12	4	84	1,600	40,727	1	1	1,400	------	----------	------	------	------	----------	1	4
5 to 9 cows	8		61		32,275		8	8	28,525	1	750	1	350	1	400	8	61
10 to 14 cows	16	29	192	444	97,375	245,324	16	16	92,255	------	----------	------	------	------	----------	16	202
15 to 19 cows	17		288		164,497		17	17	158,902	------	----------	------	------	------	----------	16	289
20 to 29 cows	33	31	781	757	468,848	420,995	33	33	453,191	1	20	1	40	1	100	33	820
30 cows and over	31	23	1,137	799	635,925	451,250	31	31	622,145	------	----------	2	652	3	792	31	1,196

TABLE 19.—COWS MILKED AND MILK PRODUCED, 1939 AND 1929; DAIRY PRODUCTS SOLD AND BUTTER CHURNED, 1939; AND COWS KEPT FOR MILK APR. 1, 1940; BY NUMBER OF COWS MILKED, BY COUNTIES—Continued

(For explanation and definitions, see text)

STATE OR PARISH AND NUMBER OF COWS MILKED	COWS MILKED				MILK PRODUCED (GALLONS)		DAIRY PRODUCTS SOLD, 1939							BUTTER CHURNED ON FARMS, 1939		COWS KEPT MAINLY FOR MILK PRODUCTION, APR. 1, 1940	
	Farms reporting		Number					Whole milk sold		Cream sold		Butter sold					
	1939	1929	1939	1929	1939	1929	Farms reporting	Farms reporting	Gallons	Farms reporting	Pounds of butterfat	Farms reporting	Pounds	Farms reporting	Pounds	Farms reporting	Number
LOUISIANA—Contd.																	
Ouachita																	
Total	1,582	1,256	4,075	3,457	1,587,199	1,275,282	210	61	576,505	2	4,195	173	32,329	1,498	229,723	1,632	5,482
None	xxx	xxx	xxx	xxx	xxx	xxx	xxx	xxx	xxx	xxx	xxx	xxx	xxx	xxx	xxx	99	602
1 cow	771	972	771	1,318	285,561	430,914	33	9	840	———	———	28	1,539	720	67,854	734	966
2 cows	506		1,012		337,621		73	7	920	———	———	71	8,625	498	84,228	495	1,132
3 cows	165		495		153,399		34	4	2,790	———	———	31	5,411	157	34,974	165	606
4 cows	60	223	240	909	60,939	248,903	15	3	3,590	———	———	13	2,520	58	13,897	60	300
5 to 9 cows	45		260		78,479		21	9	17,504	———	———	17	4,884	41	14,268	42	487
10 to 14 cows	16	18	181	231	80,410	85,980	13	8	45,565	———	———	9	5,515	11	7,063	16	208
15 to 19 cows	2		34		22,105		2	2	20,530	———	———	1	25	2	110	2	36
20 to 29 cows	6	7	140	159	85,120	54,505	6	6	78,608	———	———	———	———	3	452	6	177
30 to 49 cows	4	9	165	331	84,040	162,510	4	4	82,158	———	———	———	———	4	455	4	168
50 cows and over	9	7	775	509	399,525	292,470	9	9	324,000	2	4,195	3	5,810	4	6,422	9	800
Plaquemines																	
Total	198	106	573	648	234,452	213,863	21	21	152,710	———	———	———	———	40	3,633	210	668
None	xxx	xxx	xxx	xxx	xxx	xxx	xxx	xxx	xxx	xxx	xxx	xxx	xxx	xxx	xxx	18	29
1 cow	109	71	109	88	30,695	31,883	2	2	265	———	———	———	———	13	866	106	123
2 cows	51		102		28,296		2	2	1,500	———	———	———	———	17	1,705	49	113
3 cows	19		57		16,716		7	7	7,205	———	———	———	———	5	363	18	56
4 cows	6	26	24	104	7,015	29,335	———	———	———	———	———	———	———	———	———	6	24
5 to 9 cows	7		44		9,215		4	4	3,500	———	———	———	———	5	699	7	42
10 to 14 cows	2	4	22	51	7,665	16,445	2	2	6,640	———	———	———	———	———	———	2	22
15 to 19 cows	———		———		———		———	———	———	———	———	———	———	———	———	———	———
20 to 29 cows	1	———	25	———	14,600	———	1	1	14,600	———	———	———	———	———	———	1	49
30 cows and over	3	5	190	405	120,250	136,200	3	3	119,000	———	———	———	———	———	———	3	210
Pointe Coupee																	
Total	1,748	883	3,020	1,904	775,067	400,458	68	42	58,575	3	3,516	35	2,594	663	42,975	1,812	4,073
None	xxx	xxx	xxx	xxx	xxx	xxx	xxx	xxx	xxx	xxx	xxx	xxx	xxx	xxx	xxx	110	165
1 cow	1,017	707	1,017	1,023	267,203	226,937	8	3	490	———	———	5	192	329	12,777	984	1,294
2 cows	510		1,020		255,701		26	15	2,637	———	———	13	625	220	15,180	501	1,358
3 cows	127		381		91,273		10	7	3,382	1	16	5	166	59	5,736	125	515
4 cows	60	161	240	622	48,100	121,362	9	6	1,071	———	———	5	690	32	4,608	58	338
5 to 9 cows	27		162		32,715		11	8	5,370	———	———	6	521	19	2,949	27	198
10 to 14 cows	3	9	30	107	9,250	16,834	———	———	———	———	———	———	———	1	360	3	25
15 to 19 cows	———		———		———		———	———	———	———	———	———	———	———	———	———	———
20 to 29 cows	———	4	———	90	———	18,045	———	———	———	———	———	———	———	———	———	———	———
30 cows and over	4	2	170	62	70,825	16,980	4	3	45,625	2	3,500	1	400	3	1,365	4	182
Rapides																	
Total	2,248	2,204	6,237	6,572	2,221,486	2,010,877	227	89	912,836	46	12,616	130	31,779	1,262	144,025	2,284	8,660
None	xxx	xxx	xxx	xxx	xxx	xxx	xxx	xxx	xxx	xxx	xxx	xxx	xxx	xxx	xxx	93	282
1 cow	922	1,548	922	2,217	309,240	675,810	23	3	270	2	65	20	1,206	437	26,664	893	1,324
2 cows	784		1,568		428,586		49	7	443	14	2,193	34	3,299	455	42,231	767	2,070
3 cows	247		741		184,365		32	9	1,243	11	1,049	16	2,059	163	19,994	241	881
4 cows	127	578	508	2,354	127,560	536,925	27	5	3,333	3	1,010	22	2,362	99	15,331	124	697
5 to 9 cows	104		621		153,889		37	12	18,862	8	2,799	22	10,450	74	22,892	102	368
10 to 14 cows	18	44	202	660	86,679	259,997	15	7	40,453	4	2,550	4	3,768	9	5,403	18	249
15 to 19 cows	10		161		84,720		10	10	69,000	2	2,000	2	530	5	1,018	10	207
20 to 29 cows	15	15	358	344	181,407	159,270	15	15	153,067	2	950	5	1,945	9	2,528	15	425
30 to 49 cows	14	9	531	354	267,710	128,925	14	14	236,220	———	———	3	5,725	8	6,839	14	750
50 to 74 cows	4	8	245	442	129,430	175,125	4	4	122,045	———	———	2	455	3	1,125	4	369
75 to 99 cows	———	———	———	———	———	———	———	———	———	———	———	———	———	———	———	———	———
100 to 199 cows	3	2	380	221	267,900	74,825	3	3	267,900	———	———	———	———	———	———	3	558
Red River																	
Total	1,342	1,336	2,474	1,982	791,648	657,423	60	12	14,537	28	3,875	34	3,739	1,189	157,634	1,407	2,953
None	xxx	xxx	xxx	xxx	xxx	xxx	xxx	xxx	xxx	xxx	xxx	xxx	xxx	xxx	xxx	74	126
1 cow	638	1,217	638	1,569	234,173	551,934	9	2	350	3	142	7	170	546	49,126	633	827
2 cows	493		986		326,727		25	5	149	13	1,125	13	1,088	439	69,065	489	1,074
3 cows	124		372		108,258		11	2	55	4	525	7	590	121	19,763	124	408
4 cows	40	118	160	393	47,985	114,539	4	2	205	———	———	3	875	39	9,947	40	177
5 to 9 cows	42		243		52,752		9	1	300	7	1,335	3	816	39	8,163	42	267
10 to 14 cows	1	———	10	———	2,000	———	———	———	———	———	———	———	———	1	500	1	10
15 to 19 cows	4		65		19,755		2	2	13,500	1	750	1	200	4	1,070	4	34
20 to 29 cows	———	1	———	20	———	10,950	———	———	———	———	———	———	———	———	———	———	———
Richland																	
Total	2,855	1,765	5,195	2,951	1,643,259	1,025,012	151	18	56,796	41	14,580	110	14,277	2,359	271,882	2,957	7,263
None	xxx	xxx	xxx	xxx	xxx	xxx	xxx	xxx	xxx	xxx	xxx	xxx	xxx	xxx	xxx	147	202
1 cow	1,467	1,544	1,467	2,036	514,855	712,572	24	2	76	1	20	22	1,337	1,168	86,090	1,432	1,995
2 cows	905		1,810		572,104		45	3	660	6	297	40	3,319	777	101,547	898	2,340
3 cows	249		747		215,916		30	1	100	12	2,385	18	2,575	223	40,825	247	813
4 cows	128	207	512	746	151,910	251,452	19	2	1,050	6	2,354	13	2,033	114	22,547	128	707
5 to 9 cows	72		424		124,108		22	2	1,960	10	5,282	13	3,891	67	17,594	71	606
10 to 14 cows	7	10	72	126	18,220	61,635	5	2	1,550	4	1,454	2	860	6	2,500	7	114
15 to 19 cows	3		47		17,300		2	2	12,000	1	280	1	50	2	215	3	72
20 cows and over	4	2	116	45	49,068	19,553	4	4	39,400	1	2,500	1	214	2	364	4	416

TABLE 19.—COWS MILKED AND MILK PRODUCED, 1939 AND 1929; DIARY PRODUCTS SOLD AND BUTTER CHURNED, 1939; AND COWS KEPT FOR MILK APR. 1, 1940; BY NUMBER OF COWS MILKED, BY COUNTIES—Continued

(For explanation and definitions, see text)

STATE OR PARISH AND NUMBER OF COWS MILKED	COWS MILKED				MILK PRODUCED (GALLONS)		DAIRY PRODUCTS SOLD, 1939							BUTTER CHURNED ON FARMS, 1939		COWS KEPT MAINLY FOR MILK PRODUCTION, APR. 1, 1940	
	Farms reporting		Number					Whole milk sold		Cream sold		Butter sold					
	1939	1929	1939	1929	1939	1929	Farms reporting	Farms reporting	Gallons	Farms reporting	Pounds of butterfat	Farms reporting	Pounds	Farms reporting	Pounds	Farms reporting	Number
LOUISIANA—Contd.																	
Sabine																	
Total	2,000	1,991	4,686	4,497	1,216,247	1,231,083	97	29	50,373	30	11,778	59	8,910	1,335	164,289	2,034	6,475
None	xxx	xxx	xxx	xxx	xxx	xxx	xxx	xxx	xxx	xxx	xxx	xxx	xxx	xxx	xxx	70	131
1 cow	687	1,408	687	2,080	248,675	629,200	14	5	555	3	201	12	928	367	30,965	665	1,191
2 cows	668		1,336		359,650		23	6	656	5	510	15	1,585	460	53,747	661	1,879
3 cows	306		918		214,166		12	4	532	———	———	10	1,191	233	32,178	303	1,152
4 cows	203	567	812	2,214	169,504	539,018	15	———	———	5	1,208	10	972	171	25,306	200	1,026
5 to 9 cows	122		718		154,372		20	9	11,140	7	3,324	9	3,210	97	20,045	121	872
10 to 14 cows	11	15	126	183	33,280	44,865	10	4	15,590	8	2,915	2	524	5	1,308	11	135
15 to 19 cows	———		———		———		———	———	———	———	———	———	———	———	———	———	———
20 cows and over	3	1	89	20	36,600	18,000	3	1	21,900	2	3,620	1	500	2	740	3	89
St. Bernard																	
Total	54	38	491	296	219,799	104,180	20	20	195,618	———	———	1	45	8	478	54	564
None	xxx	xxx	xxx	xxx	xxx	xxx	xxx	xxx	xxx	xxx	xxx	xxx	xxx	xxx	xxx	2	2
1 cow	20	27	20	31	5,458	13,340	———	———	———	———	———	———	———	4	145	18	19
2 cows	11		22		5,832		———	———	———	———	———	———	———	2	208	11	27
3 cows	1		3		1,000		———	———	———	———	———	———	———	———	———	1	3
4 cows	———	2	———	7	———	2,095	———	———	———	———	———	———	———	———	———	———	———
5 to 9 cows	6		40		18,239		4	4	12,745	———	———	1	45	2	125	6	49
10 to 14 cows	2	6	25	82	17,290	30,395	2	2	16,790	———	———	———	———	———	———	2	24
15 to 19 cows	3		49		10,680		3	3	10,075	———	———	———	———	———	———	3	49
20 to 29 cows	6	2	134	51	72,500	25,350	6	6	68,408	———	———	———	———	———	———	6	160
30 cows and over	5	1	198	125	88,800	33,000	5	5	87,600	———	———	———	———	———	———	5	231
St. Charles																	
Total	160	107	864	255	593,747	47,973	16	12	300,290	3	1,370	3	622	28	3,317	161	1,105
None	xxx	xxx	xxx	xxx	xxx	xxx	xxx	xxx	xxx	xxx	xxx	xxx	xxx	xxx	xxx	16	33
1 cow	84	73	84	110	27,442	22,027	1	———	———	1	70	———	———	11	676	77	116
2 cows	41		82		21,255		2	1	180	———	———	1	50	4	130	34	85
3 cows	15		45		13,580		———	———	———	———	———	———	———	4	525	14	53
4 cows	6	34	24	145	6,525	25,946	2	1	390	1	300	———	———	3	716	6	50
5 to 9 cows	7		44		16,567		5	4	7,822	1	1,000	1	547	5	1,070	7	56
10 to 14 cows	3	———	34	———	11,180	———	2	2	700	———	———	1	25	1	200	3	37
15 to 19 cows	1		15		3,000		1	1	2,000	———	———	———	———	———	———	1	70
20 to 29 cows	———	———	———	———	———	———	———	———	———	———	———	———	———	———	———	———	———
30 cows and over	3	———	536	———	294,198	———	3	3	289,198	———	———	———	———	———	———	3	605
St. Helena																	
Total	1,270	973	5,132	3,108	1,450,411	1,030,810	174	144	925,781	1	20	45	9,285	747	48,152	1,284	6,936
None	xxx	xxx	xxx	xxx	xxx	xxx	xxx	xxx	xxx	xxx	xxx	xxx	xxx	xxx	xxx	81	137
1 cow	466	678	466	980	90,510	258,870	6	2	165	———	———	4	61	227	6,175	420	705
2 cows	340		680		128,759		7	5	80	———	———	5	110	213	8,968	323	975
3 cows	164		492		90,927		13	4	1,290	———	———	10	329	129	9,212	163	692
4 cows	102	238	408	1,042	88,251	276,350	8	5	4,885	1	20	6	378	85	6,844	99	538
5 to 9 cows	90		532		96,855		32	21	26,707	———	———	15	1,901	62	8,552	90	811
10 to 14 cows	21	37	246	505	88,388	234,770	21	21	77,598	———	———	———	———	8	475	21	322
15 to 19 cows	22		363		149,186		22	22	137,713	———	———	1	6	11	845	22	484
20 to 29 cows	37	15	860	356	294,558	165,995	37	37	271,978	———	———	2	600	6	944	37	1,068
30 to 49 cows	22	3	753	101	286,012	37,400	22	21	260,625	———	———	2	5,900	5	6,089	22	854
50 to 74 cows	6	2	332	124	158,965	57,425	6	6	144,740	———	———	———	———	1	50	6	352
St. James																	
Total	236	211	697	558	202,745	189,939	22	20	48,671	5	450	2	600	23	2,885	286	917
None	xxx	xxx	xxx	xxx	xxx	xxx	xxx	xxx	xxx	xxx	xxx	xxx	xxx	xxx	xxx	51	99
1 cow	107	175	107	263	33,461	78,034	6	6	815	———	———	———	———	5	115	106	148
2 cows	71		142		38,025		5	3	868	2	75	———	———	7	825	71	182
3 cows	24		72		19,040		3	3	350	———	———	———	———	6	425	24	92
4 cows	11	24	44	92	8,159	23,495	———	———	———	———	———	———	———	———	———	11	48
5 to 9 cows	14		79		19,580		4	4	638	———	———	———	———	2	120	14	101
10 to 14 cows	2	9	22	133	5,400	56,610	1	1	4,000	1	50	———	———	———	———	2	34
15 to 19 cows	1		16		5,800		1	1	400	1	25	1	200	1	600	1	16
20 to 29 cows	2	5	45	70	8,000	31,800	———	———	———	———	———	———	———	———	———	2	50
30 cows and over	4	———	170	———	65,500	———	2	2	41,600	1	300	1	400	2	800	4	147
St. John the Baptist																	
Total	101	93	300	375	91,704	184,538	7	7	39,715	———	———	———	———	11	542	117	376
None	xxx	xxx	xxx	xxx	xxx	xxx	xxx	xxx	xxx	xxx	xxx	xxx	xxx	xxx	xxx	17	30
1 cow	46	66	46	98	9,419	28,070	———	———	———	———	———	———	———	4	87	46	61
2 cows	28		56		13,880		2	2	933	———	———	———	———	3	250	27	61
3 cows	13		39		10,730		1	1	264	———	———	———	———	1	120	13	47
4 cows	6	23	24	92	4,097	28,818	1	1	183	———	———	———	———	1	25	6	30
5 to 9 cows	5		30		10,578		1	1	1,035	———	———	———	———	2	60	5	40
10 cows and over	3	4	105	185	43,000	127,650	2	2	37,300	———	———	———	———	———	———	3	107

TABLE 19.—COWS MILKED AND MILK PRODUCED, 1939 AND 1929; DAIRY PRODUCTS SOLD AND BUTTER CHURNED, 1939; AND COWS KEPT FOR MILK APR. 1, 1940; BY NUMBER OF COWS MILKED, BY COUNTIES—Continued

(For explanation and definitions, see text)

STATE OR PARISH AND NUMBER OF COWS MILKED	COWS MILKED				MILK PRODUCED (GALLONS)		DAIRY PRODUCTS SOLD, 1939							BUTTER CHURNED ON FARMS, 1939		COWS KEPT MAINLY FOR MILK PRODUCTION, APR. 1, 1940	
	Farms reporting		Number					Whole milk sold		Cream sold		Butter sold					
	1939	1929	1939	1929	1939	1929	Farms reporting	Farms reporting	Gallons	Farms reporting	Pounds of butterfat	Farms reporting	Pounds	Farms reporting	Pounds	Farms reporting	Number
LOUISIANA—Contd.																	
St. Landry																	
Total	6,203	4,127	12,041	7,686	3,042,807	2,094,480	149	50	260,471	13	7,137	96	8,711	1,001	46,284	6,256	16,411
None	xxx	xxx	xxx	xxx	xxx	xxx	xxx	xxx	xxx	xxx	xxx	xxx	xxx	xxx	xxx	240	470
1 cow	2,923	3,433	2,923	4,702	818,487	1,242,453	11	1	200	1	50	9	117	279	5,777	2,773	3,813
2 cows	2,153		4,308		1,083,533		44	8	2,026	2	283	37	877	415	13,911	2,126	5,945
3 cows	657		1,911		431,704		25	5	1,080	———	———	23	1,220	175	9,833	631	2,825
4 cows	278	666	1,112	2,517	215,269	653,399	15	4	4,040	3	1,662	8	960	60	5,044	277	1,150
5 to 9 cows	175		1,033		208,579		24	9	15,580	3	709	13	4,159	53	8,470	172	1,258
10 to 14 cows	17	21	177	253	43,745	97,275	11	6	17,875	2	3,795	4	1,118	12	2,124	17	243
15 to 19 cows	5		81		24,560		4	4	22,200	———	———	1	200	2	360	5	103
20 to 29 cows	7	3	170	70	57,345	36,970	7	7	51,105	1	618	———	———	1	50	7	185
30 to 49 cows	5	4	163	144	66,270	64,385	5	5	54,250	1	20	1	60	3	606	5	184
50 to 74 cows	3	———	165	———	98,515	———	3	3	92,115	———	———	———	———	1	109	3	235
St. Martin																	
Total	1,971	1,436	3,398	2,560	849,518	823,126	31	18	78,990	1	150	14	471	94	3,631	1,988	4,674
None	xxx	xxx	xxx	xxx	xxx	xxx	xxx	xxx	xxx	xxx	xxx	xxx	xxx	xxx	xxx	43	104
1 cow	1,004	1,248	1,004	1,707	271,829	538,649	2	2	358	———	———	———	———	9	236	986	1,418
2 cows	757		1,514		336,007		13	3	780	———	———	11	341	56	1,486	750	1,998
3 cows	139		417		89,905		4	1	900	———	———	3	130	18	1,183	138	569
4 cows	39	176	156	670	37,880	206,232	2	2	1,480	———	———	———	———	6	161	39	230
5 to 9 cows	25		146		40,715		6	6	12,020	1	150	———	———	4	515	25	189
10 to 14 cows	3	12	38	183	10,372	78,245	1	1	3,472	———	———	———	———	———	———	3	53
15 cows and over	4		123		62,810		3	3	59,980	———	———	———	———	1	50	4	113
St. Mary																	
Total	280	360	729	918	260,143	385,812	9	8	93,705	1	50	2	600	10	2,070	301	852
None	xxx	xxx	xxx	xxx	xxx	xxx	xxx	xxx	xxx	xxx	xxx	xxx	xxx	xxx	xxx	22	32
1 cow	154	277	154	392	40,542	154,117	2	2	1,355	———	———	———	———	2	110	153	193
2 cows	63		126		35,075		———	———	———	———	———	———	———	———	———	63	144
3 cows	21		63		14,580		———	———	———	———	———	———	———	1	410	21	82
4 cows	13	72	52	302	14,941	129,995	———	———	———	———	———	———	———	———	———	13	52
5 to 9 cows	24		159		61,075		3	2	3,950	1	50	2	600	6	1,450	24	179
10 to 14 cows	———	8	———	97	———	38,650	———	———	———	———	———	———	———	———	———	———	———
15 to 19 cows	2		34		7,180		1	1	3,650	———	———	———	———	1	100	2	34
20 cows and over	3	3	141	127	86,750	63,050	3	3	84,750	———	———	———	———	———	———	3	136
St. Tammany																	
Total	838	717	1,938	1,839	667,652	646,207	63	41	279,526	7	3,542	32	4,972	303	25,670	867	2,396
None	xxx	xxx	xxx	xxx	xxx	xxx	xxx	xxx	xxx	xxx	xxx	xxx	xxx	xxx	xxx	55	136
1 cow	469	549	469	793	130,361	267,301	9	3	733	———	———	6	340	125	6,827	454	569
2 cows	238		476		114,307		12	3	705	1	60	11	862	106	7,490	231	542
3 cows	62		186		44,765		8	5	3,732	———	———	4	365	36	3,571	61	209
4 cows	17	143	68	588	18,122	184,706	2	1	365	———	———	2	125	10	1,265	16	65
5 to 9 cows	32		194		57,337		12	9	17,585	———	———	5	810	19	3,457	30	207
10 to 14 cows	4	15	48	180	16,425	87,980	4	4	16,115	———	———	———	———	———	———	4	47
15 to 19 cows	2		34		16,020		2	2	13,700	———	———	———	———	1	60	2	41
20 to 29 cows	9	6	216	145	126,915	65,270	9	9	105,246	2	1,181	2	1,630	4	1,860	9	244
30 cows and over	5	4	247	133	143,400	40,950	5	5	121,345	4	2,301	2	840	2	1,140	5	336
Tangipahoa																	
Total	2,496	1,706	11,117	6,450	4,383,891	2,466,676	570	507	3,269,016	16	11,132	78	12,354	611	50,956	2,652	16,367
None	xxx	xxx	xxx	xxx	xxx	xxx	xxx	xxx	xxx	xxx	xxx	xxx	xxx	xxx	xxx	196	471
1 cow	1,179	1,280	1,179	1,665	581,529	590,063	22	9	1,370	1	70	15	874	297	15,032	1,150	1,713
2 cows	578		1,156		321,706		36	9	1,446	1	280	31	3,392	181	15,846	571	1,646
3 cows	171		513		133,752		16	9	10,145	2	255	6	922	54	6,226	169	754
4 cows	57	253	228	1,043	63,334	302,050	19	11	9,776	———	———	9	1,892	19	3,058	56	333
5 to 9 cows	152		1,079		431,433		118	112	344,134	4	2,477	10	4,362	27	7,018	151	1,520
10 to 14 cows	139	123	1,626	1,717	703,175	711,686	139	138	664,420	3	2,050	1	100	12	1,050	139	2,445
15 to 19 cows	94		1,551		660,830		94	94	625,863	———	———	1	100	6	570	94	2,235
20 to 29 cows	77	45	1,759	976	748,426	434,036	77	76	695,006	4	5,950	3	562	11	1,776	77	2,426
30 to 49 cows	40	23	1,398	781	635,211	340,361	40	40	619,596	1	50	2	150	4	380	40	1,912
50 to 74 cows	6	3	354	188	175,520	70,250	6	6	170,600	———	———	———	———	———	———	6	445
75 cows and over	3	1	294	100	128,975	18,250	3	3	126,660	———	———	———	———	———	———	3	467
Tensas																	
Total	897	608	1,580	1,141	451,274	293,866	36	14	27,010	3	1,382	32	4,357	731	64,610	955	1,806
None	xxx	xxx	xxx	xxx	xxx	xxx	xxx	xxx	xxx	xxx	xxx	xxx	xxx	xxx	xxx	77	91
1 cow	534	504	534	639	157,018	152,289	9	3	255	———	———	8	347	417	23,947	519	595
2 cows	237		474		127,217		11	3	1,290	———	———	9	635	202	19,044	236	522
3 cows	72		216		62,121		5	3	1,055	———	———	5	690	68	9,594	70	216
4 cows	29	95	116	360	31,880	88,802	3	———	———	———	———	3	400	24	5,075	29	122
5 to 9 cows	19		114		23,208		2	———	———	———	———	2	160	16	3,190	18	119
10 to 14 cows	———	7	———	89	———	31,825	———	———	———	———	———	———	———	———	———	———	———
15 to 19 cows	2		32		17,300		2	2	8,400	1	750	1	600	2	800	2	27
20 cows and over	4	2	94	53	32,530	20,950	4	3	16,030	2	632	4	1,525	4	2,960	4	116

TABLE 19.—COWS MILKED AND MILK PRODUCED, 1939 AND 1929; DAIRY PRODUCTS SOLD AND BUTTER CHURNED, 1939; AND COWS KEPT FOR MILK APR. 1, 1940; BY NUMBER OF COWS MILKED, BY COUNTIES—Continued

(For explanation and definitions, see text)

STATE OR PARISH AND NUMBER OF COWS MILKED	COWS MILKED				MILK PRODUCED (GALLONS)		DAIRY PRODUCTS SOLD, 1939							BUTTER CHURNED ON FARMS, 1939		COWS KEPT MAINLY FOR MILK PRODUCTION, APR. 1, 1940	
	Farms reporting		Number					Whole milk sold		Cream sold		Butter sold					
	1939	1929	1939	1929	1939	1929	Farms reporting	Farms reporting	Gallons	Farms reporting	Pounds of butterfat	Farms reporting	Pounds	Farms reporting	Pounds	Farms reporting	Number
LOUISIANA—Con.																	
Terrebonne																	
Total	602	446	1,414	1,209	518,435	385,809	34	29	175,339	2	56	7	1,525	96	7,850	645	1,819
None	xxx	xxx	xxx	xxx	xxx	xxx	xxx	xxx	xxx	xxx	xxx	xxx	xxx	xxx	xxx	47	78
1 cow	305	352	305	487	112,200	154,750	2	2	286	------	------	------	------	37	1,680	302	406
2 cows	174		348		109,737		3	3	509	------	------	------	------	27	1,574	174	471
3 cows	60		180		46,013		7	7	847	------	------	------	------	27	1,574	174	471
4 cows	29	80	116	341	31,935	87,364	3	2	210	------	------	1	20	12	921	60	257
5 to 9 cows	24		146		36,580		10	7	7,685	1	46	2	780	11	2,115	24	148
10 to 14 cows	4	9	50	111	24,820	36,110	3	2	19,145	------	------	2	425	2	425	3	43
15 to 19 cows	------		------		------		------	------	------	------	------	------	------	------	------	------	------
20 to 29 cows	1	3	25	78	18,250	27,125	1	1	14,600	------	------	------	------	------	------	1	35
30 to 49 cows	2	1	75	35	49,900	14,460	2	2	49,200	------	------	1	100	1	200	2	90
50 to 74 cows	3	------	169	------	87,000	------	3	3	82,857	1	10	------	------	1	200	3	136
75 to 99 cows	------	------	------	------	------	------	------	------	------	------	------	------	------	------	------	------	------
100 to 199 cows	------	1	------	157	------	66,000	------	------	------	------	------	------	------	------	------	------	------
Union																	
Total	2,731	2,078	5,126	3,971	1,604,927	1,317,150	297	37	74,559	73	13,356	224	33,295	2,433	363,947	2,753	6,264
None	xxx	xxx	xxx	xxx	xxx	xxx	xxx	xxx	xxx	xxx	xxx	xxx	xxx	xxx	xxx	64	96
1 cow	1,376	1,662	1,376	2,408	444,148	826,669	35	4	1,097	8	762	26	2,432	1,272	120,313	1,348	1,699
2 cows	836		1,672		545,909		98	5	86	26	4,297	78	8,674	729	124,328	824	1,989
3 cows	294		882		268,367		76	8	4,780	18	2,511	60	9,205	248	56,912	293	1,061
4 cows	130	412	520	1,509	142,723	474,768	40	3	1,260	12	1,821	28	3,590	112	34,457	129	634
5 to 9 cows	85		491		130,645		38	10	14,927	7	1,653	28	7,450	65	25,115	85	613
10 to 14 cows	3	4	34	54	11,880	15,715	3	1	2,000	1	312	3	1,794	3	2,155	3	39
15 to 19 cows	3		49		18,800		3	2	10,570	1	2,000	------	------	1	65	3	52
20 cows and over	4	------	102	------	42,455	------	4	4	39,839	------	------	1	150	3	602	4	81
Vermilion																	
Total	2,958	2,603	7,116	5,173	1,538,941	1,390,541	53	28	121,080	8	6,310	26	1,878	257	16,338	2,979	12,353
None	xxx	xxx	xxx	xxx	xxx	xxx	xxx	xxx	xxx	xxx	xxx	xxx	xxx	xxx	xxx	62	261
1 cow	1,044	2,149	1,044	3,156	292,520	909,981	4	1	25	1	60	2	11	16	547	1,028	2,547
2 cows	1,067		2,134		504,900		8	------	------	------	------	8	294	86	3,833	1,049	3,589
3 cows	410		1,230		225,367		5	1	900	------	------	4	288	38	2,698	407	1,904
4 cows	195	431	780	1,622	129,183	373,710	3	------	------	------	------	3	80	30	2,005	192	1,234
5 to 9 cows	183		1,083		175,576		12	8	8,420	2	900	5	370	36	3,401	183	1,664
10 to 14 cows	41	19	428	228	81,180	64,850	4	2	12,475	3	3,340	2	210	24	2,143	41	575
15 to 19 cows	6		95		17,650		6	5	7,100	1	900	------	------	3	580	5	133
20 to 29 cows	8	1	178	20	72,850	10,000	8	8	61,235	1	1,110	2	625	3	1,000	8	214
30 to 49 cows	4	2	144	74	39,715	18,000	5	5	30,925	------	------	------	------	1	158	4	232
50 to 74 cows	------	1	------	73	------	14,000	------	------	------	------	------	------	------	------	------	------	------
Vernon																	
Total	1,546	1,271	3,373	2,820	822,617	574,926	61	23	32,449	13	5,999	49	5,918	825	59,749	1,593	4,043
None	xxx	xxx	xxx	xxx	xxx	xxx	xxx	xxx	xxx	xxx	xxx	xxx	xxx	xxx	xxx	66	130
1 cow	604	957	604	1,392	214,336	308,828	9	1	40	------	------	9	397	264	14,098	593	797
2 cows	536		1,072		268,362		15	5	539	2	58	14	787	299	17,521	530	1,275
3 cows	208		624		132,608		10	1	100	2	74	9	1,147	124	11,212	208	659
4 cows	103	296	412	1,205	72,884	199,998	5	3	1,611	1	40	4	261	64	5,442	102	463
5 to 9 cows	81		488		82,762		9	3	3,525	4	2,692	6	1,151	64	8,384	80	527
10 cows and over	14	18	173	223	51,665	66,100	13	10	26,634	4	3,135	7	2,175	10	3,092	14	192
Washington																	
Total	2,506	1,628	7,818	4,349	2,378,997	1,391,874	439	234	1,098,973	19	2,310	216	20,254	1,624	152,631	2,539	10,272
None	xxx	xxx	xxx	xxx	xxx	xxx	xxx	xxx	xxx	xxx	xxx	xxx	xxx	xxx	xxx	107	209
1 cow	936	1,165	936	1,724	316,888	576,587	26	3	95	2	70	22	881	541	30,735	888	1,333
2 cows	847		1,694		433,630		78	10	3,755	8	475	64	3,829	585	50,910	828	2,362
3 cows	299		897		202,151		54	8	3,280	3	255	46	4,434	235	28,174	297	1,144
4 cows	131	411	524	1,653	110,745	443,927	46	11	8,530	1	60	37	4,116	107	18,080	128	656
5 to 9 cows	160		1,033		281,683		106	74	149,472	1	50	34	5,091	112	18,530	159	1,190
10 to 14 cows	54	33	616	406	239,822	151,653	52	51	201,231	1	400	7	539	17	2,031	54	828
15 to 19 cows	32		512		191,325		31	31	171,190	------	------	2	360	11	1,546	32	625
20 to 29 cows	25	10	566	231	220,469	79,805	24	24	201,811	------	------	1	200	9	1,278	25	826
30 to 49 cows	14	9	486	335	183,234	139,902	14	14	168,986	2	900	2	700	4	1,012	14	581
50 to 74 cows	5	------	284	------	121,895	------	5	5	114,890	------	------	1	104	2	275	5	323
75 cows and over	3	------	270	------	77,135	------	3	3	75,733	1	100	------	------	1	50	2	196
Webster																	
Total	2,105	1,991	4,895	3,913	1,565,804	1,365,994	391	125	167,398	27	19,593	285	48,491	2,025	370,908	1,926	5,514
None	xxx	xxx	xxx	xxx	xxx	xxx	xxx	xxx	xxx	xxx	xxx	xxx	xxx	xxx	xxx	80	129
1 cow	862	1,639	862	2,215	314,907	727,470	54	12	1,923	------	------	47	3,009	835	89,873	710	1,026
2 cows	694		1,388		433,464		114	28	8,247	2	310	96	9,201	672	117,510	625	1,452
3 cows	246		738		217,336		74	25	6,837	4	1,150	51	6,560	258	56,721	227	846
4 cows	138	332	552	1,300	150,354	434,519	51	21	10,580	3	1,155	35	6,594	129	39,445	125	578
5 to 9 cows	136		828		239,937		72	23	24,694	10	4,406	46	15,671	127	54,073	130	913
10 to 14 cows	16	13	178	146	52,581	71,930	13	7	10,755	4	4,010	5	2,520	13	5,320	16	183
15 to 19 cows	7		113		37,985		7	5	24,762	1	1,725	3	2,136	6	2,636	7	144
20 to 29 cows	1	2	24	44	9,100	29,000	1	------	------	1	3,000	------	------	1	150	1	19
30 cows and over	5	5	212	208	110,140	101,075	5	4	79,600	2	3,837	2	2,800	4	5,180	5	224

TABLE 19.—COWS MILKED AND MILK PRODUCED, 1939 AND 1929; DAIRY PRODUCTS SOLD AND BUTTER CHURNED, 1939; AND COWS KEPT FOR MILK APR. 1, 1940; BY NUMBER OF COWS MILKED, BY COUNTIES—Continued

(For explanation and definitions, see text)

STATE OR PARISH AND NUMBER OF COWS MILKED	COWS MILKED				MILK PRODUCED (GALLONS)		DAIRY PRODUCTS SOLD, 1939							BUTTER CHURNED ON FARMS, 1939		COWS KEPT MAINLY FOR MILK PRODUCTION, APR. 1, 1940	
	Farms reporting		Number					Whole milk sold		Cream sold		Butter sold					
	1939	1929	1939	1929	1939	1929	Farms reporting	Farms reporting	Gallons	Farms reporting	Pounds of butterfat	Farms reporting	Pounds	Farms reporting	Pounds	Farms reporting	Number
LOUISIANA—Con.																	
West Baton Rouge																	
Total	253	166	575	435	203,213	113,411	14	12	75,157	1	50	4	415	58	3,895	273	816
None	xxx	xxx	xxx	xxx	xxx	xxx	xxx	xxx	xxx	xxx	xxx	xxx	xxx	xxx	xxx	25	29
1 cow	150	118	150	144	48,152	31,622	2	1	20	----	----	2	115	24	1,035	148	191
2 cows	71		142		40,543		3	3	125	----	----	----	----	21	1,129	68	153
3 cows	14		42		10,715		1	----	----	1	50	----	----	6	442	14	41
4 cows	4	31	16	123	4,398	33,185	----	----	----	----	----	----	----	2	179	4	18
5 to 9 cows	6		42		12,670		----	----	----	----	----	----	----	2	90	6	50
10 to 14 cows	2	3	23	37	9,887	17,804	2	2	9,887	----	----	----	----	----	----	2	36
15 to 19 cows	1		15		9,000		1	1	8,500	----	----	----	----	----	----	1	15
20 cows and over	5	4	145	151	67,850	30,800	5	5	56,625	----	----	2	300	3	1,020	5	283
West Carroll																	
Total	2,252	1,044	3,667	1,864	1,346,716	666,313	130	21	24,150	24	10,030	102	15,654	1,742	249,780	2,341	4,240
None	xxx	xxx	xxx	xxx	xxx	xxx	xxx	xxx	xxx	xxx	xxx	xxx	xxx	xxx	xxx	110	173
1 cow	1,317	877	1,317	1,209	525,847	481,920	11	2	96	----	----	10	539	953	95,107	1,302	1,592
2 cows	683		1,366		492,962		56	5	655	7	890	48	6,398	572	97,873	680	1,500
3 cows	157		471		150,292		27	5	2,365	5	1,420	22	2,845	136	32,399	156	466
4 cows	54	163	216	614	72,085	173,033	12	2	1,300	6	3,020	6	1,015	46	11,315	53	196
5 to 9 cows	37		211		72,830		20	3	4,159	5	3,900	14	3,357	33	11,286	36	202
10 to 14 cows	1	4	11	41	9,125	11,360	1	1	3,700	1	800	----	----	----	----	1	21
15 to 19 cows	----		----		----		----	----	----	----	----	----	----	----	----	----	----
20 cows and over	3	----	75	----	23,775	----	3	3	11,875	----	----	2	1,500	2	1,800	3	90
West Feliciana																	
Total	697	761	1,724	1,596	386,669	365,247	36	13	125,421	5	5,515	25	3,790	417	26,245	749	2,207
None	xxx	xxx	xxx	xxx	xxx	xxx	xxx	xxx	xxx	xxx	xxx	xxx	xxx	xxx	xxx	60	92
1 cow	334	633	334	879	54,018	199,747	2	----	----	----	----	2	30	137	3,637	329	426
2 cows	217		434		73,028		8	3	450	----	----	8	171	156	6,361	215	506
3 cows	62		186		26,383		4	1	60	----	----	3	142	51	3,191	62	218
4 cows	37	115	148	426	23,077	87,035	4	----	----	----	----	4	341	31	2,505	56	148
5 to 9 cows	34		198		43,014		8	1	182	1	1,300	7	1,494	32	7,162	34	209
10 to 14 cows	3	8	31	106	7,250	30,370	----	----	----	----	----	----	----	3	1,105	3	48
15 to 19 cows	----		----		----		----	----	----	----	----	----	----	----	----	----	----
20 to 29 cows	6	2	142	50	53,049	10,220	6	5	42,350	1	1,028	----	----	3	202	6	233
30 cows and over	4	3	251	135	106,850	37,875	4	3	82,379	3	3,187	1	1,612	4	2,082	4	327
Winn																	
Total	1,397	1,193	2,882	2,519	747,775	657,296	79	34	43,427	11	1,565	61	6,778	1,220	152,682	1,436	3,926
None	xxx	xxx	xxx	xxx	xxx	xxx	xxx	xxx	xxx	xxx	xxx	xxx	xxx	xxx	xxx	68	117
1 cow	543	879	543	1,268	195,725	368,206	20	10	1,580	1	120	16	869	443	39,275	528	657
2 cows	529		1,058		277,057		34	13	1,835	5	112	28	1,634	479	50,185	519	1,409
3 cows	186		558		119,526		11	5	2,937	1	95	9	1,094	172	21,672	184	703
4 cows	86	308	344	1,154	62,037	237,565	7	1	300	1	14	6	1,181	80	11,587	84	365
5 to 9 cows	48		280		48,750		2	1	3,000	----	----	2	2,000	43	9,418	48	333
10 to 14 cows	1	3	10	37	1,200	17,525	1	----	----	1	124	----	----	1	65	1	20
15 to 19 cows	1		17		5,800		1	1	3,000	----	----	----	----	1	360	1	35
20 to 29 cows	3	3	72	60	37,700	34,000	3	3	30,775	2	1,100	----	----	1	100	3	87
MAINE																	
Total	27,848	30,427	123,448	131,426	65,749,873	71,100,802	17,475	9,548	35,148,799	2,463	1,804,065	8,544	2,916,166	16,916	5,128,645	26,988	132,160
None	xxx	xxx	xxx	xxx	xxx	xxx	xxx	xxx	xxx	xxx	xxx	xxx	xxx	xxx	xxx	466	1,220
1 cow	8,212	14,091	8,212	20,525	3,931,722	10,457,998	1,996	658	151,259	67	3,416	1,327	127,840	5,128	636,664	7,476	9,386
2 cows	5,798		11,596		5,436,429		3,096	1,062	380,154	231	32,029	2,308	391,135	4,643	1,027,426	5,541	12,245
3 cows	3,084		9,252		4,372,223		2,262	797	514,079	307	64,144	1,659	405,247	2,478	782,489	2,972	9,622
4 cows	2,185	13,313	8,740	65,985	4,231,865	34,724,898	1,840	749	875,295	286	88,731	1,191	443,042	1,600	691,095	2,131	9,098
5 to 9 cows	5,203		34,306		17,686,466		4,925	3,177	9,233,626	968	701,460	1,692	1,102,482	2,354	1,441,156	5,096	36,168
10 to 14 cows	2,048	2,552	23,447	32,062	12,986,768	18,240,223	2,058	1,701	9,529,500	357	451,575	274	330,737	471	399,026	2,001	24,811
15 to 19 cows	712		11,636		6,866,903		711	648	5,582,776	125	199,038	57	64,859	158	84,422	703	12,353
20 to 29 cows	465	342	10,658	7,752	6,444,879	4,617,690	464	437	5,498,785	92	175,699	29	40,234	83	52,907	461	11,252
30 to 49 cows	121	107	4,528	3,727	2,900,534	2,135,530	121	119	2,566,539	24	73,165	6	10,565	19	13,110	121	4,670
50 cows and over	20	22	1,273	1,375	892,084	924,465	20	20	818,790	6	14,808	1	25	2	350	20	1,335
Androscoggin																	
Total	1,478	1,676	7,967	9,081	4,355,869	4,898,043	899	639	3,038,474	32	19,999	306	150,789	756	235,192	1,462	8,887
None	xxx	xxx	xxx	xxx	xxx	xxx	xxx	xxx	xxx	xxx	xxx	xxx	xxx	xxx	xxx	27	60
1 cow	449	651	449	898	203,085	423,734	74	27	8,715	----	----	48	4,914	267	28,717	422	528
2 cows	226		452		198,298		98	46	23,893	2	38	59	11,860	158	32,846	221	515
3 cows	121		363		158,250		78	43	33,722	2	700	46	12,658	82	21,702	113	394
4 cows	97	741	388	3,910	184,375	2,080,379	81	48	74,890	2	540	38	14,182	59	22,888	97	416
5 to 9 cows	320		2,150		1,099,838		303	229	726,288	11	8,222	88	60,593	117	74,914	318	2,276
10 to 14 cows	155	258	1,807	3,040	1,002,316	1,741,454	155	139	807,196	7	5,583	19	35,102	37	40,723	155	1,997
15 to 19 cows	58		950		581,694		58	56	498,221	5	5,442	4	7,420	8	8,552	58	1,109
20 to 29 cows	37	31	847	706	518,462	372,318	37	36	479,446	1	374	4	4,060	7	4,750	36	969
30 to 49 cows	15	14	561	477	409,553	248,221	15	15	386,105	2	1,100	----	----	1	100	15	623
50 to 74 cows	----	1	----	50	----	31,937	----	----	----	----	----	----	----	----	----	----	----

TABLE 19.—COWS MILKED AND MILK PRODUCED, 1939 AND 1929; DAIRY PRODUCTS SOLD AND BUTTER CHURNED, 1939; AND COWS KEPT FOR MILK APR. 1, 1940; BY NUMBER OF COWS MILKED, BY COUNTIES—Continued

(For explanation and definitions, see text)

STATE OR COUNTY AND NUMBER OF COWS MILKED	COWS MILKED				MILK PRODUCED (GALLONS)		DAIRY PRODUCTS SOLD, 1939						BUTTER CHURNED ON FARMS, 1939		COWS KEPT MAINLY FOR MILK PRODUCTION, APR. 1, 1940	
	Farms reporting		Number					Whole milk sold		Cream sold		Butter sold				
	1939	1929	1939	1929	1939	1929	Farms reporting	Farms reporting	Gallons	Farms reporting	Pounds of butterfat	Farms reporting	Pounds	Farms reporting	Pounds	Farms reporting	Number
MAINE—Contd.																	
Aroostook																	
Total	4,745	5,324	14,728	13,417	7,749,247	7,238,038	2,846	559	934,015	634	228,106	2,320	538,090	4,153	1,296,855	4,569	15,286
None	xxx	xxx	xxx	xxx	xxx	xxx	xxx	xxx	xxx	xxx	xxx	xxx	xxx	xxx	xxx	80	146
1 cow	931	3,472	931	5,365	500,162	2,906,372	200	57	11,027	9	425	155	12,857	705	99,392	826	1,043
2 cows	1,500		3,000		1,583,044		779	108	27,218	78	10,755	693	96,359	1,367	331,107	1,428	3,158
3 cows	1,014		3,042		1,563,100		731	121	48,599	145	23,006	620	124,647	936	309,590	980	3,109
4 cows	582	1,775	2,328	6,878	1,192,482	3,578,364	475	72	37,351	123	24,157	411	108,820	539	229,102	572	2,416
5 to 9 cows	596		3,612		1,837,371		543	127	163,013	214	107,388	404	175,790	529	292,711	583	3,573
10 to 14 cows	83	64	948	802	505,606	485,037	79	38	172,488	44	47,144	29	15,747	56	27,031	82	961
15 to 19 cows	21		340		199,314		21	18	127,237	13	8,770	7	3,790	13	6,725	20	334
20 to 29 cows	10	9	237	211	155,077	157,240	10	10	145,700	5	4,145	1	80	5	1,025	10	248
30 to 49 cows	8	3	290	110	213,091	84,630	8	8	201,382	3	2,316	------	-------	3	170	8	298
50 to 74 cows	------	1	------	51	----------	26,395	------	------	----------	------	----------	------	-------	------	----------	------	-------
Cumberland																	
Total	1,867	1,767	9,489	10,170	5,684,811	5,844,754	1,145	817	3,875,659	108	81,906	432	212,931	933	306,645	1,816	9,936
None	xxx	xxx	xxx	xxx	xxx	xxx	xxx	xxx	xxx	xxx	xxx	xxx	xxx	xxx	xxx	29	61
1 cow	620	602	620	882	306,337	423,769	130	74	14,257	3	169	66	5,999	324	34,591	573	670
2 cows	329		658		300,043		163	87	32,356	8	1,319	98	17,011	236	43,797	518	673
3 cows	149		447		216,760		116	55	38,980	13	3,931	79	24,681	112	36,954	143	450
4 cows	115	858	460	4,380	226,709	2,391,288	100	54	65,203	12	2,465	58	31,957	75	38,455	111	460
5 to 9 cows	348		2,395		1,411,778		330	256	952,883	34	21,380	105	91,330	136	103,976	337	2,488
10 to 14 cows	174	247	2,015	3,185	1,232,259	1,952,815	174	162	1,045,076	17	17,331	19	21,567	28	26,304	173	2,109
15 to 19 cows	73		1,198		830,549		73	72	728,879	11	15,099	5	7,101	13	8,396	73	1,257
20 to 29 cows	44	39	1,002	885	676,245	557,204	44	42	569,216	9	18,412	1	9,800	8	10,667	44	1,037
30 to 49 cows	12	14	443	460	290,735	272,806	12	12	255,833	1	1,800	1	3,505	1	3,505	12	484
50 cows and over	3	7	251	378	198,396	246,872	3	3	192,996	------	----------	------	-------	------	----------	3	247
Franklin																	
Total	1,134	1,293	6,004	6,990	3,037,468	3,700,204	713	469	2,004,823	49	32,760	271	121,141	506	178,000	1,107	6,907
None	xxx	xxx	xxx	xxx	xxx	xxx	xxx	xxx	xxx	xxx	xxx	xxx	xxx	xxx	xxx	12	39
1 cow	308	471	308	680	128,912	332,335	45	14	2,374	------	----------	34	4,049	125	16,106	287	350
2 cows	210		420		175,769		104	35	13,825	5	340	76	14,964	145	30,247	204	453
3 cows	86		258		104,619		63	27	25,207	2	930	38	9,657	63	18,545	83	295
4 cows	79	615	316	3,269	147,713	1,696,595	66	39	61,587	5	1,756	30	13,397	40	18,206	76	333
5 to 9 cows	257		1,731		860,685		241	174	529,650	21	14,717	72	49,240	90	57,995	253	1,915
10 to 14 cows	116	170	1,348	2,121	688,885	1,157,909	116	104	559,588	6	1,993	16	24,644	28	28,631	114	1,623
15 to 19 cows	45		732		418,026		45	43	352,024	5	3,986	4	5,160	8	6,630	45	859
20 to 29 cows	26	29	592	630	323,459	359,720	26	26	297,848	2	1,000	1	50	5	1,240	26	727
30 cows and over	7	8	299	290	189,400	153,645	7	7	162,720	3	8,038	------	-------	2	400	7	333
Hancock																	
Total	1,112	1,051	3,559	3,729	1,978,790	2,201,251	688	425	645,826	193	188,426	307	66,255	757	147,498	1,083	3,471
None	xxx	xxx	xxx	xxx	xxx	xxx	xxx	xxx	xxx	xxx	xxx	xxx	xxx	xxx	xxx	23	54
1 cow	510	578	510	818	272,308	441,160	163	121	17,028	8	126	86	6,971	368	40,672	477	539
2 cows	225		450		219,434		149	82	24,498	18	1,253	103	15,869	196	37,735	216	430
3 cows	100		300		148,285		85	59	32,209	16	2,904	58	12,557	83	23,340	97	282
4 cows	64	404	256	1,917	140,087	1,101,724	58	36	28,983	23	9,912	26	10,129	42	15,059	63	250
5 to 9 cows	135		864		471,693		135	72	125,607	84	87,117	29	17,267	48	23,585	133	807
10 to 14 cows	47	60	533	730	308,000	447,545	47	30	132,660	29	50,355	4	3,082	15	5,152	43	468
15 to 19 cows	18		293		186,436		18	14	103,494	7	16,072	1	400	4	1,506	18	294
20 cows and over	13	9	353	264	252,549	210,822	13	11	181,347	8	20,687	------	-------	3	489	13	347
Kennebec																	
Total	2,425	2,834	12,826	14,800	6,501,866	7,996,484	1,587	1,010	3,911,639	140	148,490	663	373,505	1,248	504,795	2,297	15,578
None	xxx	xxx	xxx	xxx	xxx	xxx	xxx	xxx	xxx	xxx	xxx	xxx	xxx	xxx	xxx	57	166
1 cow	675	1,066	675	1,533	288,068	737,389	159	62	12,428	4	565	104	11,750	369	42,750	585	754
2 cows	406		812		318,745		198	85	38,519	10	1,799	127	24,249	292	55,757	372	818
3 cows	213		639		252,954		154	71	41,028	11	1,571	96	27,028	158	44,238	200	690
4 cows	161	1,380	644	7,201	295,748	3,769,381	141	75	67,499	12	2,844	95	44,382	110	54,358	149	660
5 to 9 cows	566		3,750		1,853,365		551	371	1,055,103	53	34,828	185	160,979	241	190,927	543	3,995
10 to 14 cows	231	321	2,643	4,085	1,405,564	2,298,231	231	190	995,960	22	25,343	49	80,992	55	89,098	221	2,725
15 to 19 cows	94		1,575		813,732		94	85	674,975	14	26,219	4	9,170	11	10,795	91	1,573
20 to 29 cows	61	47	1,394	1,078	806,838	640,735	61	58	656,942	8	22,483	2	9,255	8	10,592	61	1,486
30 cows and over	18	20	694	903	471,602	550,748	18	17	369,185	6	32,858	1	5,700	4	6,300	18	715
Knox																	
Total	982	1,148	3,699	4,258	1,769,820	2,268,746	578	399	959,371	66	18,447	242	72,875	555	141,304	956	3,744
None	xxx	xxx	xxx	xxx	xxx	xxx	xxx	xxx	xxx	xxx	xxx	xxx	xxx	xxx	xxx	14	18
1 cow	346	624	346	878	156,225	438,025	102	54	6,702	6	168	59	5,756	199	25,878	326	370
2 cows	227		454		194,077		117	57	17,995	9	959	71	14,281	169	38,226	218	446
3 cows	103		309		136,493		72	46	35,161	6	318	37	11,253	71	21,304	100	306
4 cows	55	443	220	2,222	96,605	1,177,774	44	29	30,663	2	308	18	7,531	32	11,800	53	190
5 to 9 cows	164		1,048		498,367		158	129	317,798	19	5,775	43	25,486	62	33,078	159	1,066
10 to 14 cows	53	71	611	911	307,930	513,813	53	51	231,939	14	6,841	9	5,418	14	6,918	52	642
15 to 19 cows	18		295		151,521		18	17	114,044	6	2,825	2	1,540	3	1,910	18	281
20 to 29 cows	12	9	281	202	145,542	121,243	12	12	129,311	4	1,253	2	1,250	4	1,630	12	290
30 to 49 cows	4	1	139	45	85,060	17,891	4	4	75,760	------	----------	1	360	1	360	4	135

TABLE 19.—COWS MILKED AND MILK PRODUCED, 1939 AND 1929; DAIRY PRODUCTS SOLD AND BUTTER CHURNED, 1939; AND COWS KEPT FOR MILK APR. 1, 1940; BY NUMBER OF COWS MILKED, BY COUNTIES—Continued

(For explanation and definitions, see text)

STATE OR COUNTY AND NUMBER OF COWS MILKED	COWS MILKED				MILK PRODUCED (GALLONS)		DAIRY PRODUCTS SOLD, 1939							BUTTER CHURNED ON FARMS, 1939		COWS KEPT MAINLY FOR MILK PRODUCTION, APR. 1, 1940	
	Farms reporting		Number					Whole milk sold		Cream sold		Butter sold					
	1939	1929	1939	1929	1939	1929	Farms reporting	Farms reporting	Gallons	Farms reporting	Pounds of butterfat	Farms reporting	Pounds	Farms reporting	Pounds	Farms reporting	Number
MAINE—Contd.																	
Lincoln																	
Total	1,071	1,231	3,544	3,936	1,663,372	1,830,189	586	360	922,486	17	4,462	297	68,483	580	130,277	1,060	3,863
None	xxx	xxx	xxx	xxx	xxx	xxx	xxx	xxx	xxx	xxx	xxx	xxx	xxx	xxx	xxx	24	61
1 cow	427	698	427	980	176,237	437,245	99	41	9,526	2	75	70	6,214	229	28,651	402	491
2 cows	240		480		202,178		145	58	18,353	3	423	111	18,347	182	38,468	236	559
3 cows	111		333		136,664		78	43	23,072	2	600	55	13,197	78	23,109	108	335
4 cows	79	483	316	2,304	134,050	1,068,960	58	35	47,720	4	1,150	27	9,629	44	14,522	78	325
5 to 9 cows	134		891		418,293		126	108	312,893	3	304	29	14,546	38	19,517	133	967
10 to 14 cows	55	46	615	535	333,457	256,275	55	51	279,384	2	1,410	4	6,500	6	7,760	54	629
15 to 19 cows	18		263		136,770		16	15	112,028	1	500	1	50	3	250	16	268
20 cows and over	9	4	219	117	125,723	69,719	9	9	119,510	—	—	—	—	—	—	9	228
Oxford																	
Total	1,937	2,234	8,694	10,113	4,448,398	5,006,958	1,267	738	2,413,108	132	103,163	610	211,061	1,112	328,774	1,874	9,608
None	xxx	xxx	xxx	xxx	xxx	xxx	xxx	xxx	xxx	xxx	xxx	xxx	xxx	xxx	xxx	29	73
1 cow	533	925	533	1,336	258,464	619,511	129	50	9,655	4	442	85	8,126	302	33,435	486	665
2 cows	374		748		320,242		202	73	19,599	9	1,320	150	22,708	291	56,248	354	808
3 cows	196		588		272,880		148	55	35,100	13	3,305	110	29,054	145	45,115	190	629
4 cows	167	1,082	668	5,595	310,559	2,697,189	144	66	70,224	11	6,664	96	35,759	128	49,898	163	764
5 to 9 cows	426		2,836		1,425,182		405	279	762,592	75	53,152	135	84,332	190	107,041	415	3,033
10 to 14 cows	172	201	1,973	2,500	1,055,971	1,344,215	170	149	631,261	9	16,760	26	26,806	41	31,230	168	2,143
15 to 19 cows	47		769		462,478		47	45	382,724	8	12,920	7	3,826	13	4,882	47	853
20 to 29 cows	16	18	359	415	206,558	237,153	16	15	173,045	2	6,600	1	450	2	925	16	393
30 cows and over	6	8	220	267	136,064	108,890	6	6	128,908	1	2,000	—	—	—	—	6	247
Penobscot																	
Total	2,902	3,285	14,558	15,955	8,431,943	8,874,674	2,008	1,044	4,488,996	361	379,933	920	347,448	1,720	560,445	2,836	15,916
None	xxx	xxx	xxx	xxx	xxx	xxx	xxx	xxx	xxx	xxx	xxx	xxx	xxx	xxx	xxx	48	169
1 cow	809	1,262	809	1,812	433,329	954,489	244	71	13,264	5	345	187	19,909	581	78,869	748	1,005
2 cows	532		1,064		537,624		314	91	40,650	31	7,036	240	51,187	422	104,880	507	1,150
3 cows	245		735		389,305		193	66	53,478	33	10,556	136	38,994	185	64,219	238	831
4 cows	233	1,658	932	8,503	497,240	4,648,547	207	82	109,200	28	13,401	151	61,339	167	81,731	228	1,011
5 to 9 cows	641		4,303		2,440,722		610	380	1,220,818	153	140,262	180	125,764	272	167,379	631	4,606
10 to 14 cows	265	293	3,015	3,674	1,796,511	2,083,809	264	195	1,158,666	73	120,064	37	36,045	61	43,951	261	3,199
15 to 19 cows	89		1,444		874,236		88	78	689,064	15	35,705	4	6,136	13	8,051	88	1,559
20 to 29 cows	71	54	1,647	1,194	1,035,939	720,392	71	65	808,464	22	44,342	5	8,074	18	11,085	70	1,713
30 cows and over	17	18	609	772	427,037	467,437	17	16	395,392	1	8,222	—	—	1	280	17	673
Piscataquis																	
Total	744	771	3,283	3,627	1,692,307	1,939,062	460	198	690,176	108	94,410	249	90,798	471	143,088	722	3,574
None	xxx	xxx	xxx	xxx	xxx	xxx	xxx	xxx	xxx	xxx	xxx	xxx	xxx	xxx	xxx	8	51
1 cow	213	335	213	491	96,407	228,423	55	19	3,361	—	—	40	4,126	130	15,165	198	254
2 cows	163		326		146,145		77	23	7,258	7	694	60	10,421	130	25,476	154	351
3 cows	75		225		98,956		55	13	6,057	10	2,892	44	9,541	60	16,786	73	231
4 cows	65	343	260	1,783	118,676	971,647	55	15	16,035	14	8,180	32	13,427	45	19,016	65	283
5 to 9 cows	144		943		465,525		134	62	170,654	40	30,326	57	39,706	77	49,533	140	964
10 to 14 cows	47	80	526	1,024	280,189	544,589	47	33	169,020	14	19,024	6	8,094	12	9,120	47	593
15 to 19 cows	17		269		144,480		17	11	71,185	11	12,576	3	950	7	1,777	17	273
20 to 29 cows	15	11	346	259	237,102	144,653	15	12	161,341	11	20,678	5	4,008	7	4,965	15	334
30 cows and over	5	2	175	70	106,847	49,750	5	5	85,265	1	540	2	525	3	1,250	5	240
Sagadahoc																	
Total	480	587	2,534	2,567	1,389,850	1,461,676	318	201	862,512	34	41,054	145	63,515	262	91,287	462	2,580
None	xxx	xxx	xxx	xxx	xxx	xxx	xxx	xxx	xxx	xxx	xxx	xxx	xxx	xxx	xxx	5	14
1 cow	149	284	149	369	68,487	187,200	38	18	2,909	1	6	25	2,843	88	10,965	131	175
2 cows	85		170		66,260		49	18	7,964	3	140	38	7,212	68	15,237	84	175
3 cows	55		105		41,338		28	8	4,576	3	265	23	7,257	31	10,704	34	97
4 cows	31	265	124	1,328	63,253	692,022	29	15	24,722	2	635	17	8,285	18	10,043	30	119
5 to 9 cows	101		697		360,774		95	71	218,144	13	7,732	33	26,315	40	30,274	100	732
10 to 14 cows	44	54	513	695	321,955	416,129	44	39	243,416	5	5,258	7	10,683	10	12,145	43	459
15 to 19 cows	19		309		176,910		19	19	134,094	2	7,753	—	—	3	595	19	325
20 to 29 cows	12	4	284	99	179,554	76,725	12	11	166,973	3	2,913	1	620	3	1,024	12	274
30 cows and over	4	2	183	78	111,319	89,600	4	4	59,714	2	16,352	1	100	1	300	4	210
Somerset																	
Total	2,184	2,428	12,729	12,325	6,708,803	6,554,257	1,562	936	4,351,382	261	234,807	549	230,756	1,038	352,414	2,111	13,943
None	xxx	xxx	xxx	xxx	xxx	xxx	xxx	xxx	xxx	xxx	xxx	xxx	xxx	xxx	xxx	36	114
1 cow	497	881	497	1,278	257,297	613,761	126	37	7,676	4	263	97	9,414	295	40,030	440	619
2 cows	324		648		285,212		171	60	25,564	14	3,243	120	21,252	230	49,829	313	736
3 cows	202		606		261,855		144	45	36,817	25	8,940	95	26,717	141	43,270	192	645
4 cows	154	1,215	616	6,388	290,398	3,370,894	134	56	82,906	21	9,172	72	31,001	98	43,609	148	635
5 to 9 cows	568		3,801		1,916,846		550	359	1,143,113	118	95,109	127	95,470	202	118,349	556	4,185
10 to 14 cows	276	293	3,138	3,629	1,660,831	2,017,659	275	230	1,265,437	57	67,943	24	27,486	51	34,714	266	3,279
15 to 19 cows	95		1,550		927,320		95	84	777,794	11	23,653	12	18,816	19	21,668	93	1,671
20 to 29 cows	47	30	1,100	690	649,710	384,081	46	44	585,051	6	14,387	1	200	2	500	46	1,184
30 cows and over	21	9	773	340	479,354	167,882	21	21	427,144	5	12,097	1	400	2	445	21	875

TABLE 19.—COWS MILKED AND MILK PRODUCED, 1939 AND 1929; DAIRY PRODUCTS SOLD AND BUTTER CHURNED, 1939; AND COWS KEPT FOR MILK APR. 1, 1940; BY NUMBER OF COWS MILKED, BY COUNTIES—Continued

(For explanation and definitions, see text)

STATE OR COUNTY AND NUMBER OF COWS MILKED	COWS MILKED				MILK PRODUCED (GALLONS)		DAIRY PRODUCTS SOLD, 1939							BUTTER CHURNED ON FARMS, 1939		COWS KEPT MAINLY FOR MILK PRODUCTION, APR. 1, 1940	
	Farms reporting		Number					Whole milk sold		Cream sold		Butter sold					
	1939	1929	1939	1929	1939	1929	Farms reporting	Farms reporting	Gallons	Farms reporting	Pounds of butterfat	Farms reporting	Pounds	Farms reporting	Pounds	Farms reporting	Number
MAINE—Contd.																	
Waldo																	
Total	1,719	1,845	7,945	8,777	3,873,677	4,567,111	1,075	692	2,610,985	78	74,885	398	123,480	858	209,186	1,657	8,568
None	xxx	xxx	xxx	xxx	xxx	xxx	xxx	xxx	xxx	xxx	xxx	xxx	xxx	xxx	xxx	29	90
1 cow	570	708	570	1,007	225,057	499,746	123	47	6,154	4	220	89	7,933	351	37,727	506	658
2 cows	298		598		234,012		169	56	19,381	4	371	128	22,279	234	48,657	288	662
3 cows	136		408		163,650		97	35	23,093	7	2,220	70	18,762	99	30,627	132	433
4 cows	103	913	412	4,754	158,218	2,418,411	86	49	59,090	6	3,231	38	15,895	53	20,945	102	468
5 to 9 cows	384		2,562		1,192,045		373	298	862,809	33	25,830	66	49,181	96	57,754	379	2,784
10 to 14 cows	147	198	1,655	2,381	870,560	1,289,009	146	132	709,967	16	24,467	5	9,180	16	12,106	142	1,723
15 to 19 cows	38		609		334,693		38	33	295,816	4	9,200	2	250	6	1,080	37	620
20 to 29 cows	35	20	781	435	451,894	260,345	35	34	400,804	3	9,226	-----	-------	3	290	34	770
30 cows and over	8	6	352	200	243,548	101,600	8	8	235,871	1	120	-----	-------	-------	-------	8	360
Washington																	
Total	1,533	1,277	4,207	3,573	2,197,280	2,156,182	820	345	407,250	166	121,318	552	146,488	1,216	315,954	1,474	4,129
None	xxx	xxx	xxx	xxx	xxx	xxx	xxx	xxx	xxx	xxx	xxx	xxx	xxx	xxx	xxx	25	31
1 cow	698	854	698	1,195	349,944	741,552	195	83	11,864	16	592	143	13,238	542	76,731	636	725
2 cows	377		754		400,265		220	88	23,744	18	1,505	171	33,285	328	82,922	364	738
3 cows	149		447		233,093		115	48	27,588	11	1,626	90	24,800	127	46,604	143	423
4 cows	89	388	356	1,781	180,338	1,029,559	81	28	23,746	13	1,991	63	24,637	78	38,979	88	340
5 to 9 cows	158		1,013		524,008		147	58	82,658	67	60,059	74	44,166	111	59,953	157	978
10 to 14 cows	35	26	394	340	195,598	216,002	35	18	59,422	25	32,296	7	4,875	17	7,465	34	366
15 to 19 cows	14		230		151,581		14	11	71,587	9	13,156	-----	-------	7	960	14	234
20 cows and over	13	9	315	257	162,433	169,069	13	11	106,641	7	10,093	4	1,487	6	2,320	13	294
York																	
Total	1,535	1,676	7,682	8,108	4,266,592	4,563,173	921	721	3,032,097	84	31,919	283	98,751	771	186,953	1,502	8,170
None	xxx	xxx	xxx	xxx	xxx	xxx	xxx	xxx	xxx	xxx	xxx	xxx	xxx	xxx	xxx	40	73
1 cow	477	700	477	1,003	231,405	473,287	94	63	14,321	1	20	39	3,741	255	28,985	433	540
2 cows	282		564		255,081		141	95	39,339	12	854	63	9,851	195	36,014	264	573
3 cows	149		447		194,063		105	62	49,412	8	880	62	14,484	107	26,362	146	472
4 cows	111	752	444	3,772	195,414	2,036,174	81	52	73,574	8	2,325	39	12,692	72	22,504	108	428
5 to 9 cows	261		1,712		911,974		246	204	609,603	30	9,259	65	42,317	105	54,170	259	1,801
10 to 14 cows	148	190	1,713	2,412	1,023,136	1,475,752	147	140	868,020	17	11,783	13	14,516	26	16,698	146	1,897
15 to 19 cows	50		812		497,113		50	49	451,610	3	5,162	1	250	7	645	49	863
20 to 29 cows	49	26	1,119	597	696,894	353,430	49	48	666,899	5	1,656	1	900	4	1,555	49	1,176
30 to 49 cows	4	6	137	214	93,055	152,050	4	4	91,775	------	-------	------	-------	------	-------	4	137
50 to 74 cows	4	2	257	110	168,457	72,500	4	4	167,544	------	-------	------	-------	------	-------	4	210
MARYLAND																	
Total	27,583	30,725	175,079	166,651	98,533,692	87,785,709	15,779	10,691	77,285,674	2,126	1,070,515	4,169	1,083,206	11,601	2,166,325	27,154	184,703
None	xxx	xxx	xxx	xxx	xxx	xxx	xxx	xxx	xxx	xxx	xxx	xxx	xxx	xxx	xxx	979	3,436
1 cow	7,768	13,948	7,768	19,482	3,108,280	7,468,076	1,243	436	78,760	125	14,623	791	59,137	3,954	336,007	7,065	8,571
2 cows	5,003		10,006		3,636,281		1,837	554	229,039	322	64,214	1,173	140,498	3,208	427,028	4,735	10,871
3 cows	2,346		7,038		2,561,780		1,272	399	305,713	338	97,778	718	131,396	1,564	301,908	2,246	7,591
4 cows	1,626	11,435	6,504	60,415	2,510,633	28,060,109	1,093	373	521,081	346	125,042	512	136,992	1,004	253,922	1,561	6,762
5 to 9 cows	4,622		31,552		15,533,809		4,157	2,933	10,086,248	769	473,188	798	390,608	1,454	576,018	4,499	32,943
10 to 14 cows	2,918	4,251	34,145	55,150	19,527,833	31,877,054	2,884	2,740	17,376,675	145	135,520	121	123,262	258	150,155	2,848	34,808
15 to 19 cows	1,534		25,408		15,748,567		1,531	1,505	14,610,797	34	55,212	28	50,551	80	60,477	1,499	25,759
20 to 29 cows	1,179	774	27,031	17,554	17,801,020	10,796,841	1,175	1,166	16,791,561	29	61,233	19	19,394	50	25,854	1,138	27,454
30 to 49 cows	467	249	16,660	8,765	11,335,907	5,823,707	467	465	10,759,953	12	22,560	5	20,376	22	23,204	465	17,317
50 to 74 cows	84	41	4,763	2,373	3,370,190	1,740,128	84	84	3,300,917	2	449	2	885	4	1,635	83	4,855
75 to 99 cows	18	13	1,508	1,109	1,307,692	725,960	18	18	1,238,301	2	3,800	1	2,587	1	2,587	18	1,598
100 cows and over	18	14	2,716	1,803	2,091,720	1,293,834	18	18	1,986,649	2	16,876	1	7,520	2	7,550	18	2,776
Allegany																	
Total	767	733	2,931	2,871	1,523,288	1,479,993	410	160	822,751	68	21,222	261	67,947	534	122,739	756	3,234
None	xxx	xxx	xxx	xxx	xxx	xxx	xxx	xxx	xxx	xxx	xxx	xxx	xxx	xxx	xxx	33	67
1 cow	272	408	272	600	123,554	270,216	60	17	3,052	3	368	43	4,433	169	16,952	243	298
2 cows	215		430		176,477		108	35	11,552	15	2,519	81	11,405	185	27,794	206	460
3 cows	77		231		87,067		54	12	9,082	8	2,730	42	6,817	67	15,280	75	246
4 cows	58	260	232	1,155	108,045	501,984	50	15	14,206	18	7,894	32	9,673	48	16,116	56	233
5 to 9 cows	83		506		232,943		76	25	46,036	17	5,635	56	29,416	69	40,817	83	549
10 to 14 cows	24	51	285	676	161,749	421,324	24	21	136,229	3	1,430	5	2,825	7	3,596	22	241
15 to 19 cows	12		199		124,775		12	11	111,792	1	225	1	3,528	2	3,840	12	202
20 to 29 cows	17	8	416	179	268,435	126,169	17	17	257,515	2	181	1	50	4	276	17	491
30 cows and over	9	6	362	261	240,265	160,300	9	9	233,308	1	240	-----	-------	3	88	9	447
Anne Arundel																	
Total	791	855	2,958	2,766	1,546,175	1,505,183	268	132	912,848	78	45,771	141	18,100	487	62,643	846	3,197
None	xxx	xxx	xxx	xxx	xxx	xxx	xxx	xxx	xxx	xxx	xxx	xxx	xxx	xxx	xxx	92	204
1 cow	284	577	284	788	118,631	547,744	36	24	2,920	2	150	20	1,045	163	11,706	260	305
2 cows	232		464		158,238		65	36	10,505	10	1,169	45	3,126	166	18,132	224	491
3 cows	109		327		99,859		45	13	8,099	20	5,219	27	2,731	69	9,845	108	340
4 cows	80	233	240	987	88,167	418,807	30	3	1,985	14	3,737	20	1,862	43	8,458	60	257
5 to 9 cows	64		385		161,543		50	15	40,163	28	18,809	26	6,489	40	11,261	62	380
10 to 14 cows	14	32	165	438	107,315	268,238	14	13	98,180	1	1,000	1	60	1	100	13	180
15 to 19 cows	10		167		118,375		10	10	114,625	------	-------	------	-------	------	-------	9	154
20 to 29 cows	8	8	188	182	133,600	119,770	8	8	122,900	1	800	1	200	2	464	8	226
30 to 49 cows	6	2	231	66	170,294	44,000	6	6	166,175	1	240	-----	-------	2	90	6	261
50 cows and over	4	3	487	305	410,173	306,604	4	4	347,516	1	14,647	1	2,587	1	2,587	4	399

TABLE 19.—COWS MILKED AND MILK PRODUCED, 1939 AND 1929; DAIRY PRODUCTS SOLD AND BUTTER CHURNED, 1939; AND COWS KEPT FOR MILK APR. 1, 1940; BY NUMBER OF COWS MILKED, BY COUNTIES—Continued

(For explanation and definitions, see text)

STATE OR COUNTY AND NUMBER OF COWS MILKED	COWS MILKED				MILK PRODUCED (GALLONS)		DAIRY PRODUCTS SOLD, 1939							BUTTER CHURNED ON FARMS, 1939		COWS KEPT MAINLY FOR MILK PRODUCTION, APR. 1, 1940	
	Farms reporting		Number					Whole milk sold		Cream sold		Butter sold					
	1939	1929	1939	1929	1939	1929	Farms reporting	Farms reporting	Gallons	Farms reporting	Pounds of butterfat	Farms reporting	Pounds	Farms reporting	Pounds	Farms reporting	Number
MARYLAND—Con.																	
Baltimore																	
Total	2,001	2,372	12,458	13,509	7,321,499	7,579,603	1,004	715	5,739,364	41	17,031	329	89,992	862	181,515	1,998	12,859
None	xxx	xxx	xxx	xxx	xxx	xxx	xxx	xxx	xxx	xxx	xxx	xxx	xxx	xxx	xxx	79	161
1 cow	718	1,286	718	1,728	337,707	774,225	105	46	5,813	3	247	64	5,585	352	36,204	677	787
2 cows	451		862		365,057		154	62	21,241	9	2,017	104	13,949	268	42,728	410	901
3 cows	150		390		170,234		82	33	20,294	8	1,816	53	13,031	83	23,140	125	403
4 cows	101	687	404	3,519	169,899	1,784,345	67	29	28,933	2	1,550	46	17,745	64	23,068	98	394
5 to 9 cows	235		1,603		872,353		211	168	607,301	14	5,451	50	24,115	69	37,105	231	1,628
10 to 14 cows	136	258	1,807	3,485	938,363	2,046,278	136	129	833,946	1	500	8	9,970	13	12,184	133	1,597
15 to 19 cows	100		1,658		1,050,681		99	99	977,787	———	———	1	497	6	1,037	98	1,706
20 to 29 cows	77	88	1,784	1,989	1,090,751	1,130,091	77	76	1,024,087	1	750	3	5,100	5	5,829	74	1,792
30 to 49 cows	53	36	1,951	1,280	1,318,668	815,436	53	53	1,221,980	2	4,500	———	———	2	220	53	2,025
50 to 74 cows	14	5	831	280	544,529	229,884	14	14	538,995	1	200	———	———	———	———	14	865
75 to 99 cows	3	5	250	413	199,000	243,620	3	3	196,000	———	———	———	———	———	———	3	245
100 to 199 cows	3	7	380	815	264,257	555,724	3	3	263,007	———	———	———	———	———	———	3	355
Baltimore City																	
Total	19	37	171	335	143,129	248,394	7	6	134,875	———	———	2	610	8	1,303	19	199
None	xxx	xxx	xxx	xxx	xxx	xxx	xxx	xxx	xxx	xxx	xxx	xxx	xxx	xxx	xxx	2	10
1 cow	8	22	8	28	3,494	10,772	———	———	———	———	———	———	———	5	473	7	7
2 cows	3		6		1,600		———	———	———	———	———	———	———	1	50	2	4
3 cows	2		6		1,960		1	1	800	———	———	1	200	1	260	2	6
4 cows	1	7	4	35	1,800	18,151	1	———	———	———	———	1	410	1	520	1	5
5 to 9 cows	1		9		7,300		1	1	7,100	———	———	———	———	———	———	1	9
10 to 14 cows	———	2	———	28	———	28,390	———	———	———	———	———	———	———	———	———	———	———
15 to 19 cows	———		———		———		———	———	———	———	———	———	———	———	———	———	———
20 cows and over	4	6	138	244	126,975	191,081	4	4	126,975	———	———	———	———	———	———	4	158
Calvert																	
Total	714	730	1,388	1,303	372,635	409,978	166	46	12,995	45	7,586	111	7,801	594	55,529	655	1,316
None	xxx	xxx	xxx	xxx	xxx	xxx	xxx	xxx	xxx	xxx	xxx	xxx	xxx	xxx	xxx	7	9
1 cow	324	605	324	823	95,375	242,212	41	8	725	7	255	31	1,257	267	16,708	288	321
2 cows	227		454		123,311		62	19	2,750	13	1,804	45	2,161	190	17,723	207	425
3 cows	102		306		76,991		29	9	2,489	9	1,280	18	1,923	92	13,015	96	285
4 cows	40	124	160	468	41,609	161,766	16	2	410	9	1,712	8	933	28	4,395	37	151
5 to 9 cows	18		106		24,929		15	5	3,166	5	1,435	8	1,427	15	3,273	17	91
10 cows and over	3	1	38	12	10,420	6,000	3	3	3,455	2	1,100	1	100	2	415	3	34
Caroline																	
Total	1,185	1,289	6,059	5,315	2,710,734	2,161,537	685	554	2,112,198	6	3,550	143	25,963	253	44,045	1,116	6,319
None	xxx	xxx	xxx	xxx	xxx	xxx	xxx	xxx	xxx	xxx	xxx	xxx	xxx	xxx	xxx	49	239
1 cow	308	485	308	688	105,475	224,438	42	11	1,789	1	10	33	2,440	83	8,303	240	287
2 cows	192		384		119,325		52	15	5,936	———	———	40	4,819	69	9,680	172	395
3 cows	86		258		85,389		46	18	17,903	1	60	28	5,334	40	8,771	77	259
4 cows	84	725	336	3,683	108,822	1,451,478	58	36	46,102	1	160	24	5,482	24	6,580	77	325
5 to 9 cows	329		2,236		998,594		301	289	857,101	1	1,000	15	4,252	30	6,825	318	2,314
10 to 14 cows	132	77	1,521	899	751,874	463,471	132	131	689,954	2	2,300	2	90	5	160	130	1,484
15 to 19 cows	36		587		511,726		36	36	301,746	———	———	———	———	2	135	35	543
20 cows and over	18	2	429	45	229,529	22,150	18	18	211,687	———	———	1	3,566	2	3,591	18	473
Carroll																	
Total	2,392	2,654	15,559	15,633	9,741,597	8,971,252	1,795	1,242	8,085,261	257	132,647	359	117,362	572	162,679	2,399	16,284
None	xxx	xxx	xxx	xxx	xxx	xxx	xxx	xxx	xxx	xxx	xxx	xxx	xxx	xxx	xxx	51	254
1 cow	547	945	547	1,544	222,298	545,568	153	63	14,719	30	4,071	66	5,818	163	16,484	525	630
2 cows	372		744		311,928		228	62	49,171	62	15,685	115	20,417	177	34,469	562	798
3 cows	189		567		253,525		150	42	57,555	48	19,565	68	17,258	91	26,032	188	591
4 cows	151	1,159	604	6,358	288,353	3,416,095	141	60	124,678	46	21,034	44	17,184	51	20,787	147	576
5 to 9 cows	536		3,680		2,211,584		527	427	1,791,239	60	57,022	50	33,434	64	37,997	551	3,755
10 to 14 cows	327	479	3,810	6,122	2,441,096	3,782,275	326	323	2,299,859	5	4,570	8	4,060	13	6,665	326	3,894
15 to 19 cows	151		2,509		1,696,777		151	146	1,546,859	2	7,213	7	18,847	9	19,671	151	2,603
20 to 29 cows	101	58	2,288	1,265	1,616,978	857,555	101	101	1,562,456	3	2,687	1	364	3	424	100	2,305
30 to 49 cows	13	10	475	351	349,510	197,857	13	13	320,995	———	———	———	———	1	150	13	504
50 cows and over	5	3	537	193	349,550	191,882	5	5	317,730	1	800	———	———	———	———	5	394
Cecil																	
Total	1,080	1,191	10,807	8,909	6,584,840	5,095,568	798	755	5,945,349	8	9,129	47	23,106	117	37,974	1,069	11,367
None	xxx	xxx	xxx	xxx	xxx	xxx	xxx	xxx	xxx	xxx	xxx	xxx	xxx	xxx	xxx	25	117
1 cow	216	348	216	499	102,954	212,044	25	14	3,351	———	———	12	1,274	41	4,672	196	209
2 cows	99		198		98,412		49	37	25,960	2	300	12	2,122	26	5,454	95	261
3 cows	37		111		48,108		21	17	19,402	———	———	5	942	9	2,848	32	99
4 cows	33	496	132	2,897	70,152	1,579,795	25	20	40,791	———	———	6	1,891	9	2,906	32	148
5 to 9 cows	217		1,588		909,688		204	198	805,385	1	1,200	6	2,042	16	4,550	215	1,682
10 to 14 cows	217	275	2,543	3,557	1,485,776	2,039,809	213	210	1,376,398	4	5,400	1	725	5	1,300	214	2,652
15 to 19 cows	126		2,120		1,365,507		126	125	1,296,934	———	———	1	3,550	4	4,017	125	2,203
20 to 29 cows	95	54	2,144	1,204	1,416,142	704,551	95	94	1,349,591	———	———	2	1,164	3	2,215	95	2,253
30 to 49 cows	31	15	1,111	540	680,716	411,514	31	31	653,079	———	———	1	1,876	3	2,492	31	1,128
50 cows and over	9	3	644	232	411,385	147,875	9	9	376,460	1	2,229	1	7,520	1	7,520	9	635
Charles																	
Total	923	1,055	2,550	2,846	714,766	725,177	214	58	54,051	107	27,303	109	9,963	771	84,134	881	2,897
None	xxx	xxx	xxx	xxx	xxx	xxx	xxx	xxx	xxx	xxx	xxx	xxx	xxx	xxx	xxx	12	35
1 cow	287	660	287	956	91,315	261,954	13	3	265	6	545	4	175	210	12,694	261	351
2 cows	272		544		150,732		47	12	1,258	21	4,120	28	1,328	232	21,174	254	602
3 cows	138		414		110,471		43	12	4,719	18	3,145	24	1,455	125	14,858	132	488
4 cows	105	374	420	1,615	106,867	381,556	34	4	785	15	2,317	21	2,315	97	15,080	102	479
5 to 9 cows	104		644		170,026		60	19	21,029	35	8,389	28	2,615	94	16,127	104	712
10 cows and over	17	21	221	275	85,555	81,687	17	8	25,975	12	8,787	4	1,875	13	4,201	16	230

TABLE 19.—COWS MILKED AND MILK PRODUCED, 1939 AND 1929; DAIRY PRODUCTS SOLD AND BUTTER CHURNED, 1939; AND COWS KEPT FOR MILK APR. 1, 1940; BY NUMBER OF COWS MILKED, BY COUNTIES—Continued

(For explanation and definitions, see text)

STATE OR COUNTY AND NUMBER OF COWS MILKED	COWS MILKED				MILK PRODUCED (GALLONS)		DAIRY PRODUCTS SOLD, 1939							BUTTER CHURNED ON FARMS, 1939		COWS KEPT MAINLY FOR MILK PRODUCTION, APR. 1, 1940	
	Farms reporting		Number					Whole milk sold		Cream sold		Butter sold					
	1939	1929	1939	1929	1939	1929	Farms reporting	Farms reporting	Gallons	Farms reporting	Pounds of butterfat	Farms reporting	Pounds	Farms reporting	Pounds	Farms reporting	Number
MARYLAND—Con.																	
Dorchester																	
Total	952	1,064	4,035	4,358	1,810,238	1,617,988	466	301	1,291,056	30	13,230	184	20,589	465	51,014	948	4,514
None	xxx	xxx	xxx	xxx	xxx	xxx	xxx	xxx	xxx	xxx	xxx	xxx	xxx	xxx	xxx	49	77
1 cow	321	487	321	688	107,446	189,292	63	26	3,046	4	805	39	2,360	159	10,034	294	414
2 cows	195		390		105,898		80	23	6,024	4	932	59	4,936	131	13,736	179	432
3 cows	108		324		80,728		47	21	13,040	5	1,780	30	2,429	72	8,138	103	377
4 cows	48	492	192	2,544	49,837	907,407	25	7	7,478	4	1,000	17	3,018	29	5,311	47	213
5 to 9 cows	151		1,043		443,626		124	100	343,217	6	4,935	30	7,129	55	11,649	149	1,150
10 to 14 cows	90	79	1,036	964	573,868	421,629	90	87	533,961	4	2,501	7	567	13	1,482	89	1,091
15 to 19 cows	26		430		253,358		25	25	229,063	2	1,177	1	50	4	454	25	444
20 cows and over	13	6	299	162	195,477	99,660	12	12	155,227	1	100	1	100	2	210	13	316
Frederick																	
Total	2,603	2,881	26,753	24,460	17,145,614	14,727,891	2,165	1,656	14,615,064	243	202,561	342	132,624	532	171,312	2,483	27,168
None	xxx	xxx	xxx	xxx	xxx	xxx	xxx	xxx	xxx	xxx	xxx	xxx	xxx	xxx	xxx	72	439
1 cow	380	672	380	954	169,397	430,240	118	37	9,328	20	3,420	66	6,768	146	16,704	337	456
2 cows	255		510		208,083		153	42	15,821	34	8,598	88	13,120	126	21,329	230	555
3 cows	124		372		158,926		94	34	27,942	30	11,839	42	11,210	57	15,775	113	392
4 cows	113	1,129	452	6,680	212,795	3,661,864	98	39	59,438	19	10,781	48	19,300	58	24,253	107	466
5 to 9 cows	548		3,893		2,143,709		526	365	1,385,826	107	90,575	82	56,916	104	65,222	510	3,909
10 to 14 cows	483	874	5,700	11,607	3,620,322	7,234,356	477	450	3,195,521	18	26,436	14	22,630	24	23,945	458	5,674
15 to 19 cows	319		5,299		3,452,826		319	313	3,172,785	9	14,308	2	2,680	12	3,775	301	5,221
20 to 29 cows	280	168	6,421	3,828	4,536,552	2,520,547	279	275	4,225,246	5	36,498	------	-------	5	309	254	6,181
30 to 49 cows	91	34	3,160	1,166	2,218,005	752,784	91	91	2,101,582	1	106	------	-------	------	-------	91	3,259
50 to 74 cows	10	4	566	225	424,999	128,100	10	10	421,575	------	-------	------	-------	------	-------	10	616
Garrett																	
Total	1,744	1,653	6,782	6,904	3,443,168	3,419,370	1,185	246	618,402	633	271,202	502	194,802	1,408	365,209	1,692	7,573
None	xxx	xxx	xxx	xxx	xxx	xxx	xxx	xxx	xxx	xxx	xxx	xxx	xxx	xxx	xxx	25	38
1 cow	419	610	419	929	202,523	455,107	84	16	2,661	19	1,572	61	3,709	313	31,912	374	517
2 cows	361		722		352,191		208	29	9,684	87	14,383	112	13,286	315	49,160	350	826
3 cows	226		678		335,271		188	37	26,610	96	27,521	87	14,610	189	37,933	219	785
4 cows	210	941	840	4,631	406,967	2,270,795	192	20	23,638	125	43,240	70	18,716	176	42,274	204	917
5 to 9 cows	436		2,761		1,349,114		422	90	171,634	271	146,954	141	68,628	354	121,493	428	2,957
10 to 14 cows	63	93	709	1,099	380,174	577,328	62	33	137,678	27	24,842	21	40,006	44	42,529	63	802
15 to 19 cows	15		255		145,738		15	9	49,035	6	6,918	7	19,404	11	22,123	15	254
20 to 29 cows	8	7	173	155	104,030	68,290	8	7	69,209	1	4,392	1	5,343	3	5,960	8	207
30 cows and over	6	2	245	90	167,160	47,850	6	5	128,253	1	1,400	2	11,100	3	11,825	6	270
Harford																	
Total	1,741	1,911	17,359	17,632	10,396,020	10,344,433	1,269	1,046	9,359,155	64	24,880	223	41,637	494	90,041	1,765	18,262
None	xxx	xxx	xxx	xxx	xxx	xxx	xxx	xxx	xxx	xxx	xxx	xxx	xxx	xxx	xxx	63	255
1 cow	410	645	410	886	189,905	380,102	114	51	11,315	9	1,210	66	4,597	194	20,947	388	456
2 cows	221		442		180,013		112	38	17,093	13	2,962	74	8,150	140	20,651	218	491
3 cows	110		330		125,248		67	25	16,525	10	3,716	37	6,222	65	15,347	108	378
4 cows	55	498	220	2,756	82,935	1,449,768	39	24	25,361	10	2,678	17	4,264	27	6,828	53	207
5 to 9 cows	205		1,462		817,390		197	171	669,064	13	6,511	24	11,488	37	16,081	201	1,468
10 to 14 cows	262	536	3,138	7,351	1,903,927	4,546,050	262	259	1,783,949	4	4,410	2	2,716	15	3,858	260	3,272
15 to 19 cows	191		3,184		1,925,802		191	191	1,840,302	2	1,760	1	1,000	7	1,818	190	3,246
20 to 29 cows	195	165	4,468	3,785	2,699,570	2,273,012	195	195	2,617,596	------	-------	1	200	6	1,060	192	4,546
30 to 49 cows	82	53	2,899	1,832	1,848,195	1,061,062	82	82	1,776,970	3	1,633	1	3,000	3	3,451	82	3,023
50 to 74 cows	6	9	341	522	223,665	311,093	6	6	217,895	------	-------	------	-------	------	-------	6	373
75 cows and over	4	5	465	500	399,370	323,346	4	4	383,085	------	-------	------	-------	------	-------	4	547
Howard																	
Total	771	871	6,264	5,856	3,975,058	3,584,353	482	358	3,350,918	35	18,290	115	34,891	292	68,285	750	6,382
None	xxx	xxx	xxx	xxx	xxx	xxx	xxx	xxx	xxx	xxx	xxx	xxx	xxx	xxx	xxx	16	57
1 cow	184	323	184	459	91,159	229,518	27	7	995	2	120	20	1,800	108	11,171	169	199
2 cows	121		242		111,326		41	12	6,704	4	730	28	5,306	76	13,918	114	270
3 cows	55		165		76,551		29	7	5,750	5	2,112	24	3,840	37	9,602	53	171
4 cows	40	333	160	1,839	72,345	1,001,665	27	7	11,305	9	2,835	16	4,419	24	6,924	36	153
5 to 9 cows	121		841		502,336		110	81	366,422	11	8,893	23	14,855	34	20,206	118	870
10 to 14 cows	115	167	1,356	2,201	846,666	1,461,877	114	110	774,312	3	3,500	3	4,646	7	5,640	114	1,364
15 to 19 cows	68		1,101		732,638		67	67	698,233	------	-------	1	25	2	270	67	1,147
20 to 29 cows	45	35	1,043	787	707,415	512,731	45	45	684,821	1	100	------	-------	1	52	41	994
30 to 49 cows	14	10	473	388	311,930	224,347	14	14	300,106	------	-------	------	-------	1	52	14	486
50 to 74 cows	5	3	285	182	164,000	154,215	5	5	154,700	------	-------	------	-------	2	450	5	248
75 to 99 cows	------	------	------	------	-------	-------	------	------	-------	------	-------	------	-------	------	-------	------	------
100 to 199 cows	3	------	414	------	358,692	-------	3	3	347,570	------	-------	------	-------	------	-------	3	423
Kent																	
Total	625	732	7,633	6,141	4,713,036	3,083,842	501	474	4,338,574	2	645	32	7,902	50	12,300	624	8,022
None	xxx	xxx	xxx	xxx	xxx	xxx	xxx	xxx	xxx	xxx	xxx	xxx	xxx	xxx	xxx	34	290
1 cow	61	128	61	175	15,925	54,096	4	2	880	------	-------	3	110	7	345	53	77
2 cows	41		82		22,445		11	4	432	------	-------	10	1,134	14	1,992	36	102
3 cows	19		57		15,638		6	3	2,814	------	-------	3	279	6	931	16	63
4 cows	20	319	80	2,004	26,930	952,482	12	7	11,965	------	-------	5	1,503	5	1,722	17	81
5 to 9 cows	109		802		401,466		96	87	325,452	------	-------	9	2,856	13	4,860	107	865
10 to 14 cows	173	253	2,088	3,186	1,231,348	1,633,293	172	171	1,149,117	2	645	2	2,020	3	2,320	168	2,106
15 to 19 cows	99		1,646		995,597		99	99	952,192	------	-------	------	-------	2	130	94	1,676
20 to 29 cows	77	28	1,777	635	1,224,461	339,301	75	75	1,132,729	------	-------	------	-------	------	-------	74	1,749
30 to 49 cows	21	4	713	141	488,663	104,670	21	21	476,465	------	-------	------	-------	------	-------	20	681
50 cows and over	5	------	327	------	290,563	-------	5	5	286,728	------	-------	------	-------	------	-------	5	332

TABLE 19.—COWS MILKED AND MILK PRODUCED, 1939 AND 1929; DAIRY PRODUCTS SOLD AND BUTTER CHURNED, 1939; AND COWS KEPT FOR MILK APR. 1, 1940; BY NUMBER OF COWS MILKED, BY COUNTIES—Continued

(For explanation and definitions, see text)

STATE OR COUNTY AND NUMBER OF COWS MILKED	COWS MILKED				MILK PRODUCED (GALLONS)		DAIRY PRODUCTS SOLD, 1939							BUTTER CHURNED ON FARMS, 1939		COWS KEPT MAINLY FOR MILK PRODUCTION, APR. 1, 1940	
	Farms reporting		Number					Whole milk sold		Cream sold		Butter sold					
	1939	1929	1939	1929	1939	1929	Farms reporting	Farms reporting	Gallons	Farms reporting	Pounds of butterfat	Farms reporting	Pounds	Farms reporting	Pounds	Farms reporting	Number
MARYLAND—Con.																	
Montgomery																	
Total	1,324	1,510	11,939	10,357	7,850,250	6,509,797	636	402	6,586,235	121	71,840	167	31,914	492	89,118	1,282	12,916
None	xxx	xxx	xxx	xxx	xxx	xxx	xxx	xxx	xxx	xxx	xxx	xxx	xxx	xxx	xxx	41	199
1 cow	395	668	395	967	169,710	425,745	49	16	3,737	1	250	37	1,836	153	14,582	340	432
2 cows	251		502		213,947		56	13	3,465	11	1,789	41	3,618	127	17,772	238	627
3 cows	112		336		139,252		44	11	6,420	10	1,515	29	6,024	62	13,344	110	388
4 cows	83	547	332	2,749	136,195	1,341,178	44	9	12,315	18	7,273	19	3,379	48	10,565	81	375
5 to 9 cows	155		980		460,589		116	54	185,362	45	16,316	34	15,287	74	27,046	151	1,077
10 to 14 cows	74	160	880	2,249	481,685	1,538,728	73	48	340,126	27	26,531	6	1,570	20	5,015	70	858
15 to 19 cows	55		907		610,520		55	53	571,770	3	1,080	1	200	2	310	54	981
20 to 29 cows	79	71	1,890	1,659	1,573,345	1,155,829	79	79	1,323,794	5	4,848	———	———	3	238	79	2,024
30 to 49 cows	87	52	3,173	1,854	2,329,837	1,454,886	87	86	2,228,931	1	12,240	———	———	2	216	86	3,330
50 to 74 cows	24	9	1,325	520	1,034,482	392,831	24	24	1,016,187	———	———	———	———	———	———	23	1,286
75 to 99 cows	3	2	250	179	207,663	127,600	3	3	204,512	———	———	———	———	———	———	3	300
100 to 199 cows	6	1	969	180	693,025	73,000	6	6	689,616	———	———	———	———	1	30	6	1,039
Prince Georges																	
Total	1,178	1,302	3,416	3,745	1,481,565	1,699,953	187	88	670,407	21	12,478	104	13,590	785	87,076	1,184	3,754
None	xxx	xxx	xxx	xxx	xxx	xxx	xxx	xxx	xxx	xxx	xxx	xxx	xxx	xxx	xxx	46	75
1 cow	508	949	508	1,314	213,917	494,365	36	16	2,053	———	———	21	1,079	283	20,567	484	558
2 cows	340		680		224,395		43	12	4,517	———	———	37	3,604	256	26,396	332	745
3 cows	160		480		144,904		31	14	5,070	4	835	19	3,020	126	17,187	153	510
4 cows	72	301	288	1,234	93,533	409,520	19	5	7,001	4	1,246	11	1,469	61	9,216	71	312
5 to 9 cows	62		380		129,898		25	8	27,165	9	5,101	12	2,948	52	11,361	62	380
10 to 14 cows	12	34	133	441	50,680	213,897	9	9	40,480	1	75	3	1,370	6	2,029	12	149
15 to 19 cows	7		113		78,205		7	7	69,945	———	———	———	———	———	———	7	136
20 to 29 cows	5	9	125	206	70,710	152,454	5	5	67,465	———	———	———	———	———	———	5	134
30 to 49 cows	8	5	328	178	205,359	125,400	8	8	192,428	2	2,221	1	100	1	320	8	377
50 to 74 cows	———	2	———	102	———	86,517	———	———	———	———	———	———	———	———	———	———	———
75 cows and over	4	2	381	270	269,964	220,000	4	4	254,283	1	3,000	———	———	———	———	4	378
Queen Annes																	
Total	920	1,079	9,893	7,596	5,357,054	3,231,457	736	714	4,989,358	7	981	32	5,999	72	12,306	925	10,656
None	xxx	xxx	xxx	xxx	xxx	xxx	xxx	xxx	xxx	xxx	xxx	xxx	xxx	xxx	xxx	43	298
1 cow	95	228	95	329	33,276	94,010	2	2	54	———	———	1	28	8	494	79	129
2 cows	53		106		32,710		11	8	4,765	———	———	3	182	11	941	51	113
3 cows	34		102		41,487		16	11	15,000	1	80	5	1,408	12	2,828	33	120
4 cows	14	568	56	3,519	19,253	1,396,171	7	7	11,957	———	———	———	———	2	285	14	75
5 to 9 cows	238		1,750		819,669		216	202	725,389	2	111	17	3,624	29	6,266	227	1,921
10 to 14 cows	243	261	2,879	3,235	1,497,333	1,484,937	241	241	1,427,652	2	538	2	502	5	847	236	3,018
15 to 19 cows	154		2,537		1,405,291		154	154	1,346,265	1	3	3	70	4	460	153	2,619
20 to 29 cows	66	20	1,459	443	917,639	224,522	66	66	887,172	———	———	———	———	———	———	66	1,444
30 to 49 cows	20	2	713	70	448,066	51,817	20	20	438,456	———	———	———	———	———	———	20	718
50 cows and over	3	———	196	———	142,310	———	3	3	134,648	1	249	1	185	1	185	3	201
St. Marys																	
Total	909	1,016	2,402	2,576	615,949	626,281	262	57	42,847	69	13,871	202	21,651	790	98,263	926	2,709
None	xxx	xxx	xxx	xxx	xxx	xxx	xxx	xxx	xxx	xxx	xxx	xxx	xxx	xxx	xxx	44	90
1 cow	285	699	285	1,031	75,233	264,872	24	6	453	2	160	20	949	250	13,678	264	302
2 cows	252		504		117,184		54	8	685	5	248	46	2,716	226	22,165	250	547
3 cows	170		510		136,168		75	14	2,192	24	2,315	57	4,810	157	23,953	167	573
4 cows	95	308	380	1,218	88,203	318,449	43	9	1,014	9	1,565	36	5,120	84	17,096	94	413
5 to 9 cows	96		570		135,416		57	13	5,202	22	7,755	39	7,486	86	19,271	96	608
10 to 14 cows	8	9	92	127	28,670	42,960	6	4	9,801	5	645	3	320	6	1,600	8	107
15 cows and over	3		61		35,075		3	3	25,500	2	1,185	1	250	1	500	3	69
Somerset																	
Total	525	722	1,671	2,336	812,866	1,108,874	177	87	434,462	1	50	97	12,182	250	34,956	453	1,598
None	xxx	xxx	xxx	xxx	xxx	xxx	xxx	xxx	xxx	xxx	xxx	xxx	xxx	xxx	xxx	35	53
1 cow	248	490	248	650	103,880	202,051	37	3	1,340	———	———	34	2,430	124	12,162	184	216
2 cows	129		258		94,557		43	11	4,177	———	———	34	2,990	65	8,545	105	235
3 cows	49		147		60,671		22	6	2,775	———	———	18	3,719	30	7,175	43	131
4 cows	21	184	84	856	35,230	367,647	9	5	8,300	———	———	4	1,348	10	2,710	16	70
5 to 9 cows	30		181		84,001		19	15	40,903	1	50	6	1,665	13	3,112	26	182
10 to 14 cows	26	36	293	471	142,164	284,267	25	25	117,748	———	———	1	30	4	452	22	231
15 to 19 cows	13		227		127,313		13	13	114,485	———	———	———	———	2	400	13	226
20 to 29 cows	6	5	133	112	91,700	69,195	6	6	82,030	———	———	———	———	1	100	6	140
30 to 49 cows	3	7	100	247	73,550	185,734	3	3	62,704	———	———	———	———	1	300	3	114
Talbot																	
Total	758	851	6,076	5,161	2,528,980	1,995,755	528	466	2,079,321	14	12,425	71	13,847	120	23,373	717	6,429
None	xxx	xxx	xxx	xxx	xxx	xxx	xxx	xxx	xxx	xxx	xxx	xxx	xxx	xxx	xxx	21	84
1 cow	92	239	92	526	29,008	106,559	10	5	1,617	———	———	5	322	21	917	78	97
2 cows	71		142		43,744		20	7	3,275	2	646	14	1,663	23	3,029	65	159
3 cows	43		129		40,659		21	9	6,633	2	112	13	1,643	15	1,757	41	145
4 cows	35	433	140	2,514	51,272	911,246	22	15	23,482	———	———	8	2,005	13	3,400	30	142
5 to 9 cows	256		1,668		635,393		203	182	484,971	6	5,910	21	4,568	30	7,940	226	1,778
10 to 14 cows	164	168	1,882	2,073	772,161	872,460	155	153	680,054	2	105	7	1,278	12	2,371	160	1,954
15 to 19 cows	53		872		376,465		53	52	345,364	1	5,000	———	———	1	200	52	819
20 to 29 cows	38	11	817	248	388,848	105,490	36	35	344,625	1	652	3	2,368	5	3,759	36	913
30 cows and over	8	———	334	———	191,430	———	8	8	189,300	———	———	———	———	———	———	8	338

TABLE 19.—COWS MILKED AND MILK PRODUCED, 1939 AND 1929; DAIRY PRODUCTS SOLD AND BUTTER CHURNED, 1939; AND COWS KEPT FOR MILK APR. 1, 1940; BY NUMBER OF COWS MILKED, BY COUNTIES—Continued

(For explanation and definitions, see text)

STATE OR COUNTY AND NUMBER OF COWS MILKED	COWS MILKED				MILK PRODUCED (GALLONS)		DAIRY PRODUCTS SOLD, 1939							BUTTER CHURNED ON FARMS, 1939		COWS KEPT MAINLY FOR MILK PRODUCTION, APR. 1, 1940	
	Farms reporting		Number					Whole milk sold		Cream sold		Butter sold					
	1939	1929	1939	1929	1939	1929	Farms reporting	Farms reporting	Gallons	Farms reporting	Pounds of butterfat	Farms reporting	Pounds	Farms reporting	Pounds	Farms reporting	Number
MARYLAND—Con.																	
Washington																	
Total	1,735	1,949	10,956	11,310	5,581,604	5,718,629	1,356	859	3,921,579	267	156,231	355	157,692	599	205,004	1,738	11,454
None	xxx	xxx	xxx	xxx	xxx	xxx	xxx	xxx	xxx	xxx	xxx	xxx	xxx	xxx	xxx	65	295
1 cow	349	651	349	917	133,051	395,242	99	29	4,957	13	1,100	67	5,659	171	18,019	319	373
2 cows	211		422		147,270		130	32	12,925	29	6,182	77	11,307	125	21,434	203	435
3 cows	129		387		146,553		106	33	23,084	37	12,050	48	13,619	67	18,239	124	415
4 cows	111	925	444	5,476	181,232	2,761,376	105	42	49,799	43	16,020	39	11,185	52	16,483	107	443
5 to 9 cows	531		3,682		1,709,231		512	344	984,065	115	81,156	101	83,581	135	94,096	521	3,856
10 to 14 cows	279	344	3,131	4,194	1,679,089	2,172,625	279	258	1,402,163	22	22,505	19	25,867	38	29,284	275	3,180
15 to 19 cows	77		1,257		753,773		77	73	661,865	5	16,878	1	800	8	1,629	77	1,193
20 to 29 cows	36	23	811	520	528,330	278,086	36	36	505,971	3	340	2	674	2	820	35	833
30 cows and over	12	6	473	203	303,075	111,300	12	12	276,750	-------	----------	1	5,000	1	5,000	12	431
Wicomico																	
Total	980	1,149	2,295	2,371	980,993	1,003,588	227	124	493,316	1	5,400	123	20,186	513	54,721	976	2,447
None	xxx	xxx	xxx	xxx	xxx	xxx	xxx	xxx	xxx	xxx	xxx	xxx	xxx	xxx	xxx	30	36
1 cow	561	965	561	1,256	188,178	464,383	47	19	1,574	-------	----------	37	2,767	298	20,345	537	583
2 cows	232		464		133,118		64	27	7,434	-------	----------	43	5,874	128	14,516	226	502
3 cows	67		201		63,937		28	8	6,216	-------	----------	21	5,786	45	9,774	64	208
4 cows	35	159	140	646	42,505	247,154	17	5	6,330	-------	----------	13	2,874	21	5,343	35	147
5 to 9 cows	47		298		128,972		34	29	86,275	-------	----------	8	2,860	17	4,566	47	297
10 to 14 cows	26	21	305	265	160,227	149,063	25	25	143,201	-------	----------	1	25	4	177	26	340
15 to 19 cows	6		101		73,690		6	6	68,750	-------	----------	-------	----------	-------	----------	5	83
20 to 29 cows	2	1	41	29	24,630	13,688	2	1	8,800	1	5,400	-------	----------	-------	----------	2	41
30 cows and over	4	3	184	175	165,736	129,300	4	4	164,736	-------	----------	-------	----------	-------	----------	4	210
Worcester																	
Total	966	1,119	2,784	2,561	1,182,654	936,853	255	145	675,288	8	2,212	118	12,856	541	50,786	952	3,147
None	xxx	xxx	xxx	xxx	xxx	xxx	xxx	xxx	xxx	xxx	xxx	xxx	xxx	xxx	xxx	45	76
1 cow	496	858	496	1,147	184,889	393,361	54	15	2,336	3	340	41	2,696	286	19,954	468	587
2 cows	227		454		146,502		46	10	3,665	1	132	37	3,285	151	14,240	206	495
3 cows	70		210		62,203		27	9	5,299	2	90	19	3,106	47	7,876	64	218
4 cows	41	233	164	1,032	47,687	349,610	12	5	3,828	-------	----------	7	897	29	3,602	39	180
5 to 9 cows	70		464		184,039		55	45	130,784	-------	----------	12	2,747	24	4,894	68	505
10 to 14 cows	33	25	398	317	203,551	153,582	32	32	188,191	-------	----------	1	25	2	60	33	431
15 to 19 cows	14		228		137,030		14	14	132,745	1	150	1	100	1	158	14	254
20 to 29 cows	12	3	279	65	160,153	40,300	12	12	155,840	1	1,500	-------	----------	1	2	12	325
30 to 49 cows	6	-------	91	-------	56,600	----------	3	3	52,600	-------	----------	-------	----------	-------	----------	3	96
MASSACHUSETTS																	
Total	16,128	17,271	129,481	130,637	89,557,866	85,420,875	10,218	9,845	78,336,092	441	404,094	515	173,558	2,718	414,946	15,806	136,249
None	xxx	xxx	xxx	xxx	xxx	xxx	xxx	xxx	xxx	xxx	xxx	xxx	xxx	xxx	xxx	335	1,018
1 cow	5,072	6,619	5,072	9,091	2,760,527	4,655,967	1,141	1,070	350,613	18	1,059	88	6,179	1,044	78,097	4,706	5,568
2 cows	2,636		5,272		2,628,466		1,217	1,132	793,846	37	6,074	128	14,157	779	87,886	2,547	5,660
3 cows	882		2,646		1,341,216		585	527	633,029	33	9,216	72	15,506	270	43,089	849	2,733
4 cows	597	5,975	2,388	32,400	1,326,798	19,977,185	470	438	809,084	35	14,114	42	10,996	147	28,298	579	2,564
5 to 9 cows	2,206		15,105		9,382,003		2,078	2,003	7,867,714	90	42,046	110	51,771	250	82,399	2,141	15,670
10 to 14 cows	1,845	3,200	21,555	42,416	14,645,322	28,323,866	1,839	1,803	13,451,471	63	60,743	38	42,189	99	49,732	1,806	22,199
15 to 19 cows	1,104		18,276		12,741,870		1,103	1,098	11,940,980	39	58,701	13	8,290	46	13,634	1,078	19,047
20 to 29 cows	1,086	934	25,117	21,517	18,104,815	14,464,834	1,085	1,078	17,068,566	58	57,189	10	6,761	43	9,662	1,073	26,099
30 to 49 cows	513	397	18,346	14,292	13,579,303	9,723,358	513	510	12,799,100	47	93,474	9	13,687	30	17,615	506	19,239
50 to 74 cows	107	102	6,231	5,825	5,178,429	4,315,523	107	107	4,966,201	12	29,859	2	992	5	1,249	106	6,445
75 to 99 cows	43	20	3,578	1,607	3,034,859	1,381,832	43	42	2,904,901	5	18,125	1	900	3	1,130	43	3,657
100 to 199 cows	31	22	4,037	2,844	3,432,008	2,017,107	31	31	3,366,849	3	11,184	1	2,080	1	2,080	31	4,350
200 cows and over	6	2	1,858	645	1,402,250	561,203	6	6	1,383,738	1	2,310	1	50	1	75	6	2,000
Barnstable																	
Total	412	205	1,320	1,066	836,619	634,206	263	263	620,897	11	1,789	5	151	62	3,293	406	1,325
None	xxx	xxx	xxx	xxx	xxx	xxx	xxx	xxx	xxx	xxx	xxx	xxx	xxx	xxx	xxx	2	6
1 cow	252	106	252	143	153,781	73,524	134	134	39,161	1	10	2	21	31	1,286	246	252
2 cows	74		148		82,315		49	49	37,042	3	205	2	120	17	1,125	73	158
3 cows	19		57		31,113		14	14	14,664	1	400	-------	----------	4	490	19	60
4 cows	9	74	36	365	20,465	206,625	9	9	17,090	-------	----------	-------	----------	1	6	9	34
5 to 9 cows	26		170		112,686		25	25	94,579	2	540	1	10	5	210	25	174
10 to 14 cows	12	19	148	241	99,142	154,790	12	12	94,609	1	21	-------	----------	2	81	12	154
15 to 19 cows	6		99		66,671		6	6	60,488	1	126	-------	----------	2	95	6	97
20 cows and over	14	6	410	317	270,446	199,267	14	14	263,264	2	487	-------	----------	-------	----------	14	390
Berkshire																	
Total	1,258	1,365	13,398	12,900	8,647,312	7,913,296	810	733	7,294,295	59	48,396	109	68,244	350	106,551	1,228	13,849
None	xxx	xxx	xxx	xxx	xxx	xxx	xxx	xxx	xxx	xxx	xxx	xxx	xxx	xxx	xxx	33	100
1 cow	257	377	257	548	145,909	273,587	38	31	10,075	1	40	8	364	97	9,220	230	296
2 cows	199		398		189,505		60	55	28,035	5	610	12	1,985	81	10,562	185	475
3 cows	85		255		120,941		43	26	21,905	3	205	17	6,489	40	8,971	83	289
4 cows	55	489	220	2,732	115,355	1,536,265	32	28	42,387	2	255	12	4,895	25	8,657	53	250
5 to 9 cows	163		1,115		629,896		139	113	407,152	12	3,455	35	21,922	57	31,064	159	1,173
10 to 14 cows	142	310	1,668	4,121	1,023,069	2,529,373	141	128	854,568	6	9,341	13	18,044	18	20,115	137	1,630
15 to 19 cows	110		1,808		1,191,347		110	108	1,072,111	5	3,317	5	6,080	12	7,997	108	1,866
20 to 29 cows	153	128	3,532	2,952	2,351,818	1,889,841	153	152	2,206,213	15	4,356	3	2,182	10	3,131	148	3,505
30 to 49 cows	76	49	2,749	1,727	1,840,286	1,089,044	76	74	1,658,241	9	23,897	3	4,203	8	4,654	75	2,812
50 to 74 cows	9	10	506	585	340,996	466,086	9	9	330,855	-------	----------	-------	----------	-------	----------	8	509
75 to 99 cows	6	1	503	85	403,088	92,600	6	6	374,399	1	2,920	-------	----------	1	100	6	549
100 to 199 cows	3	1	387	150	295,102	36,500	3	3	288,356	-------	----------	1	2,080	1	2,080	3	395

TABLE 19.—COWS MILKED AND MILK PRODUCED, 1939 AND 1929; DAIRY PRODUCTS SOLD AND BUTTER CHURNED, 1939; AND COWS KEPT FOR MILK APR. 1, 1940; BY NUMBER OF COWS MILKED, BY COUNTIES—Continued

(For explanation and definitions, see text)

STATE OR COUNTY AND NUMBER OF COWS MILKED	COWS MILKED				MILK PRODUCED (GALLONS)		DAIRY PRODUCTS SOLD, 1939							BUTTER CHURNED ON FARMS, 1939		COWS KEPT MAINLY FOR MILK PRODUCTION, APR. 1, 1940	
	Farms reporting		Number					Whole milk sold		Cream sold		Butter sold					
	1939	1929	1939	1929	1939	1929	Farms reporting	Farms reporting	Gallons	Farms reporting	Pounds of butterfat	Farms reporting	Pounds	Farms reporting	Pounds	Farms reporting	Number
MASSACHUSETTS—Con.																	
Bristol																	
Total	1,837	1,841	16,040	14,889	12,827,012	10,894,981	1,320	1,319	11,945,432	27	22,017	15	4,694	133	13,734	1,840	16,568
None	xxx	xxx	xxx	xxx	xxx	xxx	xxx	xxx	xxx	xxx	xxx	xxx	xxx	xxx	xxx	27	93
1 cow	559	646	559	854	324,969	476,592	135	134	51,435	3	46	3	177	59	3,914	544	584
2 cows	250		500		274,048		173	173	150,973	2	560	2	36	30	1,941	245	511
3 cows	81		243		152,420		71	71	115,873	2	326	2	160	12	1,441	81	247
4 cows	65	624	260	3,619	169,548	2,568,028	63	63	144,584	2	510	———	———	7	211	64	270
5 to 9 cows	259		1,820		1,348,124		255	255	1,257,969	———	———	2	620	5	969	259	1,889
10 to 14 cows	266	405	3,140	5,305	2,408,128	3,967,708	266	266	2,327,373	3	1,075	4	3,429	13	4,579	265	3,196
15 to 19 cows	140		2,339		1,889,860		140	140	1,815,290	3	7,906	———	———	———	———	140	2,423
20 to 29 cows	131	116	3,000	2,689	2,538,748	2,022,488	131	131	2,448,726	6	2,991	1	30	5	362	129	3,094
30 to 49 cows	60	33	2,205	1,164	1,877,048	904,250	60	60	1,838,793	1	704	———	———	———	———	60	2,223
50 to 74 cows	15	12	869	720	750,307	572,207	15	15	729,197	3	4,709	1	242	2	317	15	902
75 to 99 cows	7	2	567	169	558,053	102,769	7	7	538,934	1	880	———	———	———	———	7	565
100 cows and over	4	3	538	369	535,759	280,939	4	4	526,285	1	2,310	———	———	———	———	4	571
Dukes																	
Total	112	58	468	382	272,269	173,655	76	75	168,236	11	7,354	3	105	19	977	102	496
None	xxx	xxx	xxx	xxx	xxx	xxx	xxx	xxx	xxx	xxx	xxx	xxx	xxx	xxx	xxx	3	6
1 cow	47	17	47	26	26,591	8,799	21	21	4,500	———	———	1	50	4	370	37	38
2 cows	15		30		14,392		9	9	5,959	2	160	———	———	1	12	14	31
3 cows	13		39		22,310		13	13	8,430	1	50	———	———	5	170	12	35
4 cows	7	28	28	159	15,930	73,502	5	4	4,160	2	415	———	———	3	40	6	26
5 to 9 cows	15		93		53,990		13	13	36,735	2	530	1	30	3	235	15	97
10 to 14 cows	8	11	101	155	57,665	74,802	8	8	49,730	1	200	———	———	2	100	8	120
15 to 19 cows	4		65		38,263		4	4	26,294	3	5,999	1	25	1	50	4	71
20 to 29 cows	3	2	65	42	43,128	16,552	3	3	32,428	———	———	———	———	———	———	3	72
Essex																	
Total	999	1,180	9,573	10,404	6,430,872	7,178,262	706	693	5,825,984	26	13,673	17	4,147	90	13,114	970	10,098
None	xxx	xxx	xxx	xxx	xxx	xxx	xxx	xxx	xxx	xxx	xxx	xxx	xxx	xxx	xxx	34	95
1 cow	281	370	281	507	136,590	280,521	69	63	21,268	2	213	6	524	36	3,181	247	327
2 cows	126		252		124,391		71	69	50,311	———	———	4	296	23	2,660	121	276
3 cows	48		144		77,283		52	51	42,335	2	1,001	2	62	10	1,870	44	144
4 cows	47	446	188	2,397	103,220	1,598,343	40	40	68,831	1	120	———	———	4	715	45	204
5 to 9 cows	174		1,161		739,615		171	171	659,191	5	595	———	———	7	936	165	1,209
10 to 14 cows	122	243	1,407	3,230	881,295	2,240,463	122	118	791,502	7	6,356	3	2,800	4	2,892	119	1,465
15 to 19 cows	71		1,163		801,757		71	71	746,232	2	1,365	1	150	3	375	66	1,140
20 to 29 cows	71	69	1,634	1,589	1,205,849	1,067,235	71	71	1,149,918	5	3,868	———	———	1	20	70	1,749
30 to 49 cows	43	37	1,544	1,355	1,152,323	912,205	43	43	1,102,778	2	155	1	315	2	465	43	1,682
50 to 74 cows	11	10	640	589	485,184	434,026	11	11	471,253	———	———	———	———	———	———	11	637
75 to 99 cows	1	2	75	157	56,000	226,175	1	1	55,000	———	———	———	———	———	———	1	83
100 cows and over	4	3	1,084	580	667,365	419,294	4	4	667,365	———	———	———	———	———	———	4	1,087
Franklin																	
Total	1,632	1,956	10,835	11,155	7,109,693	6,462,510	893	772	5,735,479	94	64,845	116	31,025	363	64,270	1,597	11,568
None	xxx	xxx	xxx	xxx	xxx	xxx	xxx	xxx	xxx	xxx	xxx	xxx	xxx	xxx	xxx	32	87
1 cow	522	918	522	1,265	285,798	567,902	61	40	8,464	4	235	21	2,036	141	13,202	483	583
2 cows	295		590		275,115		93	61	27,961	8	1,413	31	4,143	105	14,208	286	674
3 cows	103		309		134,855		58	39	30,120	13	2,976	19	3,493	42	8,036	98	299
4 cows	56	660	224	3,539	100,606	1,966,688	40	28	40,460	14	7,203	9	1,385	20	3,492	55	258
5 to 9 cows	238		1,640		950,775		224	199	747,739	23	12,847	25	9,980	35	13,639	230	1,641
10 to 14 cows	192	297	2,215	3,842	1,568,384	2,369,266	191	181	1,354,649	16	19,288	5	9,330	10	10,366	191	2,356
15 to 19 cows	100		1,628		1,093,763		100	100	1,021,724	4	3,299	2	85	4	550	97	1,645
20 to 29 cows	92	54	2,087	1,258	1,447,237	821,147	92	90	1,319,701	5	5,919	3	523	4	602	91	2,176
30 to 49 cows	28	21	1,012	760	772,036	418,339	28	28	715,461	7	11,665	———	———	1	100	28	1,159
50 to 74 cows	2	4	130	249	102,875	158,443	2	2	102,000	———	———	———	———	———	———	2	140
75 cows and over	4	2	500	242	378,249	160,725	4	4	367,200	———	———	1	50	1	75	4	550
Hampden																	
Total	1,375	1,255	7,965	7,498	4,919,734	4,485,944	750	712	4,010,449	24	17,628	57	12,912	366	44,754	1,328	8,352
None	xxx	xxx	xxx	xxx	xxx	xxx	xxx	xxx	xxx	xxx	xxx	xxx	xxx	xxx	xxx	18	27
1 cow	493	547	493	770	246,259	402,378	78	70	21,118	1	20	9	399	148	10,007	463	540
2 cows	257		514		250,045		115	100	61,659	2	322	24	2,430	123	15,408	246	525
3 cows	85		255		121,105		52	50	54,725	1	80	4	580	27	3,228	80	252
4 cows	63	450	252	2,372	124,309	1,364,159	47	45	62,831	3	1,094	4	701	19	2,870	61	251
5 to 9 cows	181		1,264		743,498		162	155	595,617	5	2,192	13	3,670	31	7,049	174	1,227
10 to 14 cows	137	195	1,606	2,504	1,042,475	1,527,804	137	133	959,120	7	7,553	———	———	7	355	133	1,630
15 to 19 cows	71		1,173		781,302		71	71	739,402	———	———	———	———	4	240	66	1,229
20 to 29 cows	61	42	1,408	954	857,464	625,797	61	61	813,964	2	3,100	1	400	4	840	60	1,549
30 cows and over	27	21	1,000	898	753,277	565,806	27	27	702,013	3	3,267	2	4,732	3	4,757	27	1,122
Hampshire																	
Total	1,513	1,890	10,886	11,057	6,714,148	6,864,010	859	851	5,603,930	35	65,139	38	5,256	257	23,978	1,468	11,346
None	xxx	xxx	xxx	xxx	xxx	xxx	xxx	xxx	xxx	xxx	xxx	xxx	xxx	xxx	xxx	33	114
1 cow	500	881	500	1,173	259,888	610,258	61	54	10,145	———	———	9	647	95	5,381	465	571
2 cows	234		468		216,914		76	69	33,575	4	1,095	12	655	67	7,580	226	513
3 cows	80		240		111,139		48	44	46,912	3	1,690	6	470	26	2,960	77	265
4 cows	39	631	156	3,502	79,121	2,082,704	29	28	42,211	———	———	3	212	8	809	39	193
5 to 9 cows	231		1,579		859,130		216	212	715,126	8	6,525	6	2,690	23	4,677	220	1,644
10 to 14 cows	181	289	2,089	3,767	1,303,837	2,478,788	181	180	1,189,146	4	2,584	2	562	6	1,089	170	2,101
15 to 19 cows	119		1,966		1,237,097		119	118	1,158,751	3	9,674	———	———	6	1,138	114	2,021
20 to 29 cows	86	58	1,965	1,325	1,253,924	868,219	86	85	1,173,392	3	6,211	———	———	3	245	84	1,928
30 to 49 cows	32	23	1,075	804	670,925	518,506	32	31	595,727	7	21,468	———	———	3	99	29	1,083
50 to 74 cows	6	7	359	411	289,716	269,035	6	6	252,625	2	3,800	———	———	———	———	6	379
75 cows and over	5	1	489	75	452,457	36,500	5	4	386,320	1	12,092	———	———	———	———	5	534

TABLE 19.—COWS MILKED AND MILK PRODUCED, 1939 AND 1929; DAIRY PRODUCTS SOLD AND BUTTER CHURNED, 1939; AND COWS KEPT FOR MILK APR. 1, 1940; BY NUMBER OF COWS MILKED, BY COUNTIES—Continued

(For explanation and definitions, see text)

STATE OR COUNTY AND NUMBER OF COWS MILKED	COWS MILKED				MILK PRODUCED (GALLONS)		DAIRY PRODUCTS SOLD, 1939							BUTTER CHURNED ON FARMS, 1939		COWS KEPT MAINLY FOR MILK PRODUCTION, APR. 1, 1940	
	Farms reporting		Number					Whole milk sold		Cream sold		Butter sold					
	1939	1929	1939	1929	1939	1929	Farms reporting	Farms reporting	Gallons	Farms reporting	Pounds of butterfat	Farms reporting	Pounds	Farms reporting	Pounds	Farms reporting	Number
MASSACHUSETTS—Con.																	
Middlesex																	
Total	1,608	2,059	15,245	17,508	10,990,070	11,719,566	1,066	1,051	9,895,331	32	55,483	18	7,850	138	22,081	1,586	16,095
None	xxx	xxx	xxx	xxx	xxx	xxx	xxx	xxx	xxx	xxx	xxx	xxx	xxx	xxx	xxx	46	170
1 cow	423	725	423	977	221,444	510,338	75	72	23,561	1	200	5	255	50	4,310	380	454
2 cows	227		454		238,658		97	96	74,671	2	398	4	309	40	4,431	219	487
3 cows	96		288		153,520		63	61	83,122	2	1,104	1	12	17	2,272	92	292
4 cows	53	722	212	3,921	136,352	2,492,075	41	39	87,049	1	350	1	295	5	869	53	238
5 to 9 cows	266		1,819		1,126,886		249	244	964,699	7	3,586	4	4,092	14	6,265	259	1,850
10 to 14 cows	209	387	2,420	5,190	1,651,650	3,547,190	209	208	1,554,476	2	1,266	1	800	4	1,240	205	2,483
15 to 19 cows	124		2,043		1,411,457		123	123	1,331,954	4	6,650	-----	-------	2	100	122	2,190
20 to 29 cows	114	131	2,644	3,000	1,934,409	1,944,631	113	112	1,818,858	5	18,169	-----	-------	1	50	114	2,760
30 to 49 cows	63	65	2,296	2,378	1,770,004	1,726,804	63	63	1,717,677	3	3,910	1	1,187	3	1,562	63	2,427
50 to 74 cows	20	18	1,144	958	994,250	746,262	20	20	943,607	2	7,617	-----	-------	1	82	20	1,201
75 to 99 cows	8	5	674	385	490,730	236,520	8	8	465,947	2	2,233	1	900	1	900	8	633
100 cows and over	5	6	828	699	860,710	515,746	5	5	827,710	1	10,000	-----	-------	-----	-------	5	910
Nantucket																	
Total	28	21	238	348	131,098	136,232	25	25	112,940	4	1,224	1	50	10	475	28	258
None	xxx	xxx	xxx	xxx	xxx	xxx	xxx	xxx	xxx	xxx	xxx	xxx	xxx	xxx	xxx	-----	-----
1 cow	3	1	3	2	1,750	400	2	2	1,075	-----	-------	1	50	2	100	3	3
2 cows	4		8		4,225		3	3	2,200	1	12	-----	-------	2	45	4	8
3 cows	5		15		7,775		4	4	4,800	-----	-------	-----	-------	1	50	5	15
4 cows	3	4	12	28	4,305	8,220	3	3	2,931	-----	-------	-----	-------	1	30	3	13
5 to 9 cows	5		29		17,010		5	5	12,675	-----	-------	-----	-------	3	150	5	30
10 to 14 cows	2	7	26	83	15,020	25,272	2	2	12,646	1	112	-----	-------	-----	-------	2	44
15 to 19 cows	1		19		9,445		1	1	9,445	-----	-------	-----	-------	-----	-------	1	19
20 cows and over	5	9	126	235	71,568	102,340	5	5	67,168	2	1,100	-----	-------	1	100	5	126
Norfolk																	
Total	508	652	5,096	6,156	3,925,392	4,516,989	329	325	3,531,421	16	19,514	13	3,112	68	9,452	496	5,181
None	xxx	xxx	xxx	xxx	xxx	xxx	xxx	xxx	xxx	xxx	xxx	xxx	xxx	xxx	xxx	15	45
1 cow	146	248	146	334	81,155	184,462	31	31	11,565	-----	-------	-----	-------	19	1,624	132	161
2 cows	93		186		96,421		48	45	38,904	-----	-------	4	470	22	2,300	89	200
3 cows	26		78		36,434		17	15	19,239	1	295	2	343	9	1,122	23	71
4 cows	30	205	120	1,113	67,635	727,636	23	22	44,674	1	200	3	799	8	1,983	28	119
5 to 9 cows	56		379		246,884		53	53	219,537	-----	-------	1	100	4	790	53	396
10 to 14 cows	61	122	733	1,626	513,056	1,177,353	61	61	473,870	3	1,780	2	650	4	730	61	719
15 to 19 cows	27		451		364,580		27	27	345,014	-----	-------	-----	-------	-----	-------	27	468
20 to 29 cows	32	35	736	804	577,632	567,749	32	32	546,936	3	3,304	-----	-------	-----	-------	32	703
30 to 49 cows	22	27	806	1,024	643,002	756,795	22	22	558,354	5	10,215	1	750	2	903	21	806
50 to 74 cows	7	10	454	568	383,871	457,802	7	7	368,656	2	2,680	-----	-------	-----	-------	7	491
75 to 99 cows	2	3	168	242	137,537	196,489	2	2	137,037	-----	-------	-----	-------	-----	-------	2	124
100 cows and over	6	2	839	445	777,185	448,703	6	6	767,635	1	1,040	-----	-------	-----	-------	6	878
Plymouth																	
Total	1,265	931	8,388	6,628	6,142,199	4,417,975	803	796	5,453,190	17	14,433	24	5,332	203	20,606	1,198	8,558
None	xxx	xxx	xxx	xxx	xxx	xxx	xxx	xxx	xxx	xxx	xxx	xxx	xxx	xxx	xxx	16	58
1 cow	581	412	581	564	310,816	308,377	221	217	64,464	2	25	7	306	100	5,291	530	585
2 cows	253		506		263,023		166	165	109,545	3	210	6	577	60	4,751	242	491
3 cows	50		150		85,002		44	43	56,107	-----	-------	4	944	15	2,029	46	148
4 cows	36	306	144	1,573	88,448	951,672	31	30	59,130	2	1,660	2	150	11	1,676	34	132
5 to 9 cows	108		746		482,327		104	104	422,603	1	638	3	105	10	1,345	98	765
10 to 14 cows	66	129	776	1,781	533,733	1,250,952	66	66	501,036	3	2,545	-----	-------	2	60	64	749
15 to 19 cows	52		869		627,064		52	52	593,023	2	3,205	1	750	1	800	50	893
20 to 29 cows	57	47	1,340	1,111	1,031,497	764,496	57	57	998,133	2	1,197	-----	-------	1	4	57	1,400
30 to 49 cows	40	27	1,434	1,002	1,103,147	714,449	40	40	1,059,611	1	500	1	2,500	3	4,650	39	1,413
50 to 74 cows	12	8	661	420	565,238	282,843	12	12	543,306	1	4,453	-----	-------	-----	-------	12	661
75 to 99 cows	5	2	444	177	462,404	165,188	5	5	461,654	-----	-------	-----	-------	-----	-------	5	446
100 to 199 cows	5	-----	737	-----	589,500	-----	5	5	584,578	-----	-------	-----	-------	-----	-------	5	817
Suffolk																	
Total	4	5	67	121	64,402	109,081	3	3	62,478	-----	-------	-----	-------	-----	-------	3	53
None	xxx	xxx	xxx	xxx	xxx	xxx	xxx	xxx	xxx	xxx	xxx	xxx	xxx	xxx	xxx	-----	-----
1 cow and over	4	5	67	121	64,402	109,081	3	3	62,478	-----	-------	-----	-------	-----	-------	3	53
Worcester																	
Total	3,577	3,853	29,962	30,525	20,547,046	19,914,168	2,315	2,249	18,078,030	85	72,599	99	30,700	679	91,661	3,556	32,502
None	xxx	xxx	xxx	xxx	xxx	xxx	xxx	xxx	xxx	xxx	xxx	xxx	xxx	xxx	xxx	76	217
1 cow	1,006	1,370	1,006	1,927	564,172	958,429	214	200	83,419	3	270	16	1,350	262	20,211	945	1,173
2 cows	609		1,218		599,414		257	238	173,011	5	1,089	27	3,136	208	22,863	597	1,311
3 cows	191		573		287,319		126	116	134,797	4	1,089	15	2,953	62	10,450	189	616
4 cows	134	1,336	536	7,080	301,504	4,401,268	107	99	192,746	7	2,307	8	2,559	35	6,940	129	576
5 to 9 cows	484		3,290		2,071,182		462	454	1,734,092	25	11,138	19	8,552	53	15,070	479	3,575
10 to 14 cows	447	785	5,228	10,558	3,547,868	6,970,615	443	440	3,288,746	9	8,622	8	6,574	27	8,125	439	5,552
15 to 19 cows	279		4,653		3,229,264		279	277	3,021,252	12	17,160	3	1,200	11	2,289	277	4,985
20 to 29 cows	268	243	6,284	5,598	4,564,958	3,793,358	268	266	4,271,352	9	7,087	2	3,628	13	4,308	267	6,741
30 to 49 cows	122	94	4,271	3,353	3,051,276	2,277,818	122	122	2,904,322	8	17,093	-----	-------	5	425	121	4,567
50 to 74 cows	23	16	1,345	930	1,148,858	655,768	23	23	1,109,712	2	6,600	1	750	2	850	23	1,406
75 to 99 cows	7	2	570	150	460,844	184,744	7	7	458,023	-----	-------	-----	-------	1	130	7	716
100 cows and over	7	7	988	929	720,387	672,168	7	7	711,558	1	144	-----	-------	-----	-------	7	1,067

TABLE 19.—COWS MILKED AND MILK PRODUCED, 1939 AND 1929; DAIRY PRODUCTS SOLD AND BUTTER CHURNED, 1939; AND COWS KEPT FOR MILK APR. 1, 1940; BY NUMBER OF COWS MILKED, BY COUNTIES—Continued

(For explanation and definitions, see text)

STATE OR COUNTY AND NUMBER OF COWS MILKED	COWS MILKED				MILK PRODUCED (GALLONS)		DAIRY PRODUCTS SOLD, 1939							BUTTER CHURNED ON FARMS, 1939		COWS KEPT MAINLY FOR MILK PRODUCTION, APR. 1, 1940	
	Farms reporting		Number					Whole milk sold		Cream sold		Butter sold					
	1939	1929	1939	1929	1939	1929	Farms reporting	Farms reporting	Gallons	Farms reporting	Pounds of butterfat	Farms reporting	Pounds	Farms reporting	Pounds	Farms reporting	Number
MICHIGAN																	
Total	145,492	141,390	868,853	746,104	523,494,502	449,756,289	122,528	61,385	279,634,472	61,331	54,935,270	6,315	2,233,228	37,465	6,904,127	143,931	923,779
None	xxx	xxx	xxx	xxx	xxx	xxx	xxx	xxx	xxx	xxx	xxx	xxx	xxx	xxx	xxx	3,521	14,271
1 cow	19,406	35,953	19,406	54,535	9,889,919	28,897,558	4,673	1,615	485,101	2,253	315,620	1,008	88,053	8,277	832,069	17,349	24,031
2 cows	16,822		33,644		17,029,149		11,489	3,686	2,700,142	7,100	1,894,927	1,313	191,693	6,732	978,169	15,915	37,977
3 cows	13,627		40,881		21,821,938		12,253	4,294	5,540,717	7,677	3,296,911	914	217,989	4,075	713,327	13,178	44,943
4 cows	15,152	89,216	60,608	473,985	33,466,311	278,400,797	14,501	5,789	10,988,983	8,679	5,121,369	743	245,000	3,802	718,044	14,765	65,026
5 to 9 cows	56,250		374,439		219,986,335		55,443	28,395	103,244,976	28,002	28,659,479	1,814	937,951	11,386	2,564,091	55,287	391,156
10 to 14 cows	16,889	14,829	191,444	180,488	120,088,627	116,774,678	16,829	11,501	76,786,325	5,926	10,777,119	383	347,980	2,490	767,819	16,662	195,574
15 to 19 cows	4,564		74,726		49,472,403		4,560	3,675	37,311,460	1,132	2,863,431	86	78,775	472	162,011	4,505	76,154
20 to 29 cows	2,191	1,109	49,236	24,851	33,605,397	16,469,145	2,190	1,882	26,986,136	453	1,508,032	38	73,183	188	107,146	2,167	49,646
30 to 49 cows	497	234	17,159	8,007	12,117,176	5,480,472	496	455	10,157,992	88	399,196	12	31,861	38	40,508	488	17,381
50 to 74 cows	62	30	3,520	1,728	2,852,907	1,418,530	62	61	2,517,321	12	59,200	2	10,325	3	10,525	62	3,815
75 to 99 cows	13	7	1,058	606	882,680	609,277	13	13	808,679	3	12,934	1	4,824	1	4,824	13	1,138
100 cows and over	19	12	2,732	1,904	2,281,660	1,705,832	19	19	2,106,640	6	27,052	1	5,594	1	5,594	19	2,667
Alcona																	
Total	678	684	3,933	4,143	2,310,355	2,512,346	598	40	49,657	565	479,489	50	18,156	495	100,474	667	4,305
None	xxx	xxx	xxx	xxx	xxx	xxx	xxx	xxx	xxx	xxx	xxx	xxx	xxx	xxx	xxx	18	51
1 cow	56	125	56	200	31,614	109,853	22	1	68	19	2,345	4	600	33	3,901	47	100
2 cows	87		174		100,266		63	5	1,103	55	11,640	6	1,061	68	9,662	81	204
3 cows	59		177		100,590		52	1	700	50	17,489	3	581	41	6,784	53	213
4 cows	90	443	360	2,495	211,718	1,529,463	85	7	9,545	78	36,941	7	2,115	66	12,399	89	433
5 to 9 cows	278		1,839		1,092,467		269	17	17,057	262	230,166	23	6,978	210	43,542	272	1,928
10 to 14 cows	87	113	965	1,368	557,349	819,220	86	7	13,830	80	122,211	5	4,240	61	17,598	86	1,002
15 to 19 cows	17		274		158,051		17	1	5,500	17	43,945	1	156	12	2,688	17	287
20 to 29 cows	4	2	88	40	58,300	35,810	4	1	1,854	4	14,752	1	2,425	4	3,900	4	87
30 to 49 cows	———	1	———	40	———	18,000	———	———	———	———	———	———	———	———	———	———	———
Alger																	
Total	470	439	2,826	2,652	1,608,407	1,857,888	384	143	612,462	277	212,620	19	4,253	198	30,814	442	2,879
None	xxx	xxx	xxx	xxx	xxx	xxx	xxx	xxx	xxx	xxx	xxx	xxx	xxx	xxx	xxx	2	10
1 cow	59	81	59	125	30,995	83,301	8	1	40	4	360	3	275	24	2,082	49	61
2 cows	55		110		54,885		30	10	3,035	21	3,553	1	232	28	3,453	50	105
3 cows	50		150		72,200		42	6	3,427	36	11,695	1	300	22	3,468	46	144
4 cows	45	297	180	1,695	93,164	1,191,482	44	10	14,056	36	16,013	2	350	26	3,688	44	192
5 to 9 cows	163		1,073		561,028		162	50	122,574	124	100,765	9	2,254	62	11,122	155	1,088
10 to 14 cows	78	55	875	677	522,329	469,018	78	50	264,664	46	63,439	3	842	29	5,738	76	895
15 to 19 cows	17		283		187,941		17	13	126,166	9	14,904	———	———	6	1,238	17	280
20 cows and over	3	6	96	155	85,865	114,087	3	3	78,500	1	1,891	———	———	1	25	3	104
Allegan																	
Total	3,937	4,194	23,228	20,234	14,704,369	13,197,196	3,458	2,515	10,091,766	949	1,052,821	88	39,122	342	70,800	3,858	24,696
None	xxx	xxx	xxx	xxx	xxx	xxx	xxx	xxx	xxx	xxx	xxx	xxx	xxx	xxx	xxx	65	288
1 cow	487	1,330	487	1,994	246,981	1,142,982	144	83	27,964	47	7,838	18	1,774	125	12,577	425	570
2 cows	514		1,028		553,486		416	251	198,575	158	47,055	24	3,562	80	10,600	483	1,177
3 cows	395		1,185		647,852		372	260	347,801	113	54,817	11	3,755	36	7,081	387	1,284
4 cows	435	2,458	1,740	12,853	979,684	8,219,026	430	310	596,873	121	89,143	9	3,178	29	5,476	425	1,845
5 to 9 cows	1,427		9,502		5,882,018		1,417	1,061	3,890,906	368	481,273	23	21,453	58	27,353	1,403	9,897
10 to 14 cows	483	369	5,496	4,517	3,707,801	3,185,303	483	381	2,798,311	110	254,154	2	2,300	8	3,601	475	5,639
15 to 19 cows	121		1,963		1,432,088		121	103	1,156,551	21	73,854	———	———	3	570	121	2,061
20 to 29 cows	65	33	1,470	740	1,048,048	586,385	65	56	872,686	10	38,807	1	3,300	3	3,542	64	1,564
30 to 49 cows	10	4	357	130	226,431	83,500	10	10	202,099	1	5,880	———	———	———	———	10	371
Alpena																	
Total	1,111	930	6,090	5,273	3,313,960	2,979,801	928	78	403,911	811	668,047	110	56,272	855	194,465	1,101	6,718
None	xxx	xxx	xxx	xxx	xxx	xxx	xxx	xxx	xxx	xxx	xxx	xxx	xxx	xxx	xxx	29	81
1 cow	133	163	133	259	66,727	130,520	33	2	106	27	3,450	5	400	76	9,460	115	182
2 cows	115		230		109,787		62	4	1,802	50	12,841	10	1,395	91	15,904	106	313
3 cows	118		354		187,055		105	1	540	98	40,106	12	2,647	94	16,197	115	428
4 cows	145	660	580	3,649	304,694	2,004,680	138	1	2,248	132	69,648	16	4,034	114	19,931	143	667
5 to 9 cows	451		2,923		1,600,912		443	26	77,773	404	366,154	51	30,569	386	96,111	446	3,141
10 to 14 cows	120	101	1,341	1,185	726,088	728,633	118	28	156,505	87	140,537	14	15,407	82	32,290	118	1,351
15 to 19 cows	18		299		191,760		18	8	81,100	9	25,561	2	1,820	7	3,304	18	297
20 to 29 cows	11	5	230	115	126,937	62,968	11	8	83,837	4	9,750	———	———	5	1,268	11	258
30 to 49 cows	———	———	———	———	———	———	———	———	———	———	———	———	———	———	———	———	———
50 to 74 cows	———	1	———	65	———	53,000	———	———	———	———	———	———	———	———	———	———	———
Antrim																	
Total	1,052	980	5,420	4,628	2,911,723	3,039,335	934	66	114,135	887	769,904	67	14,890	606	90,024	1,013	5,723
None	xxx	xxx	xxx	xxx	xxx	xxx	xxx	xxx	xxx	xxx	xxx	xxx	xxx	xxx	xxx	12	34
1 cow	138	264	138	410	77,936	254,439	54	6	1,297	42	5,821	11	974	94	10,436	121	169
2 cows	137		274		141,930		109	7	1,940	98	26,069	13	1,615	88	12,343	125	285
3 cows	105		315		165,269		100	6	3,682	93	36,612	10	2,542	68	9,443	100	348
4 cows	134	649	536	3,376	279,489	2,200,352	134	6	2,009	132	79,420	6	1,812	82	11,440	129	567
5 to 9 cows	432		2,839		1,496,693		431	23	25,800	424	421,307	20	5,573	225	35,646	421	2,958
10 to 14 cows	87	63	973	749	557,872	513,514	87	9	35,105	83	163,470	5	2,174	38	8,261	86	1,037
15 to 19 cows	15		245		130,182		15	9	44,302	11	25,023	2	200	8	1,466	15	246
20 cows and over	4	4	100	93	62,352	71,050	4	———	———	4	12,182	———	———	3	989	4	79

TABLE 19.—COWS MILKED AND MILK PRODUCED, 1939 AND 1929; DAIRY PRODUCTS SOLD AND BUTTER CHURNED, 1939; AND COWS KEPT FOR MILK APR. 1, 1940; BY NUMBER OF COWS MILKED, BY COUNTIES—Continued

(For explanation and definitions, see text)

STATE OR COUNTY AND NUMBER OF COWS MILKED	COWS MILKED				MILK PRODUCED (GALLONS)		DAIRY PRODUCTS SOLD, 1939							BUTTER CHURNED ON FARMS, 1939		COWS KEPT MAINLY FOR MILK PRODUCTION, APR. 1, 1940	
	Farms reporting		Number					Whole milk sold		Cream sold		Butter sold					
	1939	1929	1939	1929	1939	1929	Farms reporting	Farms reporting	Gallons	Farms reporting	Pounds of butterfat	Farms reporting	Pounds	Farms reporting	Pounds	Farms reporting	Number
MICHIGAN—Contd.																	
Arenac																	
Total	1,171	1,093	7,367	6,496	3,925,250	3,556,797	1,065	603	1,925,891	483	440,707	26	4,400	325	45,836	1,162	7,541
None	xxx	xxx	xxx	xxx	xxx	xxx	xxx	xxx	xxx	xxx	xxx	xxx	xxx	xxx	xxx	16	51
1 cow	74	166	74	270	32,240	133,333	19	6	2,180	9	893	4	345	27	2,148	68	99
2 cows	119		258		108,533		85	35	27,471	46	9,154	6	879	54	6,477	116	289
3 cows	100		300		155,864		92	45	60,990	47	17,494	6	624	32	4,280	96	337
4 cows	136	771	544	4,312	268,725	2,308,743	134	75	121,405	60	31,751	1	100	31	3,982	133	596
5 to 9 cows	547		3,696		1,941,517		540	321	1,002,851	231	210,336	6	1,756	138	19,903	539	3,825
10 to 14 cows	153	149	1,706	1,762	937,623	1,003,321	153	98	501,404	66	98,926	3	716	37	7,259	152	1,622
15 to 19 cows	30		499		280,359		30	16	117,865	17	44,814	—	—	6	1,227	30	468
20 to 29 cows	8	7	173	152	109,859	111,400	8	6	64,725	4	10,430	—	—	2	360	8	144
30 to 49 cows	4	—	137	—	90,550	—	4	1	27,000	3	16,929	—	—	—	—	4	110
Baraga																	
Total	650	628	3,593	3,579	1,912,199	1,961,522	509	338	1,184,943	193	105,388	32	5,651	358	60,937	634	3,772
None	xxx	xxx	xxx	xxx	xxx	xxx	xxx	xxx	xxx	xxx	xxx	xxx	xxx	xxx	xxx	6	11
1 cow	79	136	79	220	38,650	142,701	8	4	1,500	2	85	2	155	47	4,427	70	89
2 cows	111		222		102,893		54	32	19,113	20	3,584	9	1,125	85	11,764	103	231
3 cows	69		207		99,403		60	29	30,864	30	7,708	6	1,033	45	7,365	69	226
4 cows	67	402	268	2,196	132,287	1,193,629	66	31	44,555	39	12,625	3	466	46	9,007	67	299
5 to 9 cows	216		1,380		702,496		213	146	415,936	82	51,525	9	1,954	100	19,923	211	1,419
10 to 14 cows	82	84	934	1,024	546,467	530,692	82	72	425,688	18	21,961	2	866	30	6,951	82	988
15 to 19 cows	15		250		136,972		15	14	123,766	1	600	—	—	3	960	15	265
20 cows and over	11	6	253	139	153,031	94,500	11	10	123,521	1	7,300	1	50	2	540	11	246
Barry																	
Total	2,396	2,280	13,050	10,731	8,135,584	6,527,315	2,066	853	3,280,495	1,212	1,299,288	55	25,028	399	56,647	2,417	13,968
None	xxx	xxx	xxx	xxx	xxx	xxx	xxx	xxx	xxx	xxx	xxx	xxx	xxx	xxx	xxx	86	439
1 cow	304	571	304	913	154,497	534,152	75	19	7,631	47	9,661	10	951	120	10,403	282	459
2 cows	282		564		316,335		223	81	82,042	138	47,479	7	849	62	6,797	267	557
3 cows	288		864		493,912		271	91	143,833	174	89,782	11	3,133	49	7,743	280	891
4 cows	267	1,558	1,068	7,869	616,952	4,601,823	257	97	197,103	158	110,472	8	2,905	41	5,258	258	1,127
5 to 9 cows	964		6,213		3,883,340		951	400	1,410,705	563	700,948	14	10,658	109	18,799	954	6,318
10 to 14 cows	205	138	2,522	1,653	1,503,239	1,184,495	203	106	676,639	105	237,873	3	1,882	15	2,360	204	2,352
15 to 19 cows	52		845		551,298		52	32	308,436	18	61,244	2	4,650	2	4,787	52	844
20 to 29 cows	27	12	603	260	410,615	177,845	27	21	277,606	8	37,849	—	—	1	500	27	674
30 cows and over	7	1	267	36	205,396	29,000	7	6	176,500	1	4,000	—	—	—	—	7	307
Bay																	
Total	2,557	2,486	13,990	13,013	7,847,488	7,157,699	2,114	1,394	4,875,217	647	535,101	139	71,193	570	143,869	2,506	14,570
None	xxx	xxx	xxx	xxx	xxx	xxx	xxx	xxx	xxx	xxx	xxx	xxx	xxx	xxx	xxx	59	192
1 cow	358	617	358	916	173,464	431,648	69	24	8,650	20	1,842	28	2,625	197	21,944	314	408
2 cows	277		554		262,665		177	90	68,711	72	17,470	18	3,098	116	20,977	262	654
3 cows	264		792		408,058		233	127	160,751	89	36,904	23	7,164	70	16,786	256	899
4 cows	306	1,609	1,224	8,848	616,038	4,703,953	296	165	279,222	119	67,168	19	9,584	55	16,672	296	1,280
5 to 9 cows	1,026		6,795		3,754,476		1,013	729	2,439,381	277	271,815	37	23,234	101	57,715	1,000	6,936
10 to 14 cows	257	246	2,894	2,894	1,767,791	1,760,930	257	199	1,252,532	60	103,326	10	15,622	23	18,553	252	2,877
15 to 19 cows	43		692		421,207		43	37	350,172	7	10,966	3	6,366	5	7,122	41	690
20 to 29 cows	21	12	488	277	323,795	208,858	21	18	261,019	2	13,000	1	3,500	2	3,900	21	465
30 to 49 cows	5	2	193	78	119,994	52,312	5	5	54,779	1	12,610	—	—	1	200	5	171
Benzie																	
Total	559	476	2,172	1,898	1,102,526	1,097,821	393	79	210,543	325	159,298	38	8,291	339	47,517	547	2,227
None	xxx	xxx	xxx	xxx	xxx	xxx	xxx	xxx	xxx	xxx	xxx	xxx	xxx	xxx	xxx	16	33
1 cow	139	188	139	282	71,849	162,967	28	3	205	17	1,776	8	548	91	7,362	123	155
2 cows	119		238		119,031		81	4	121	73	15,715	8	1,067	80	9,934	113	247
3 cows	79		237		118,623		69	11	6,852	56	17,960	9	1,863	54	9,389	77	237
4 cows	62	258	248	1,189	125,555	677,281	58	7	7,825	52	25,548	2	800	29	4,509	62	252
5 to 9 cows	128		823		418,959		125	36	69,708	109	70,257	9	2,913	71	12,975	126	841
10 to 14 cows	23	26	260	337	136,630	176,678	23	11	42,106	15	23,281	1	700	11	2,023	21	218
15 to 19 cows	6		102		60,099		6	5	35,211	2	1,986	1	400	2	1,125	6	109
20 cows and over	3	4	125	90	61,780	80,895	3	2	48,515	1	2,777	—	—	1	200	3	135
Berrien																	
Total	3,441	3,670	11,678	11,449	6,446,572	6,593,752	1,971	982	3,544,048	936	458,522	198	29,103	1,225	137,081	3,388	12,241
None	xxx	xxx	xxx	xxx	xxx	xxx	xxx	xxx	xxx	xxx	xxx	xxx	xxx	xxx	xxx	78	178
1 cow	1,462	2,311	1,462	3,073	683,979	1,525,579	309	92	19,980	141	17,467	100	7,652	792	69,442	1,368	1,591
2 cows	688		1,376		627,091		431	103	58,466	299	75,699	60	7,712	269	35,072	670	1,421
3 cows	278		834		415,109		241	83	97,093	160	66,769	14	4,125	68	10,780	273	876
4 cows	215	1,160	860	5,692	427,763	3,296,690	203	95	170,286	114	59,677	9	2,998	37	7,357	209	892
5 to 9 cows	541		3,573		2,018,577		530	372	1,283,365	183	164,230	14	5,616	46	11,650	536	3,633
10 to 14 cows	172	182	1,950	2,268	1,211,610	1,476,185	172	154	996,207	25	46,798	1	1,000	10	1,620	169	1,978
15 to 19 cows	58		951		632,613		58	56	537,234	9	13,191	—	—	3	1,160	58	1,015
20 to 29 cows	22	14	503	308	311,510	225,423	22	22	285,063	3	11,517	—	—	—	—	22	486
30 to 49 cows	5	3	169	108	120,320	69,875	5	5	98,354	2	5,176	—	—	—	—	5	175
Branch																	
Total	2,399	2,458	15,733	12,335	8,933,261	6,731,824	2,220	1,157	4,904,465	1,122	1,102,175	26	6,836	217	30,801	2,423	16,955
None	xxx	xxx	xxx	xxx	xxx	xxx	xxx	xxx	xxx	xxx	xxx	xxx	xxx	xxx	xxx	80	454
1 cow	152	601	152	953	72,917	490,422	56	17	6,288	37	4,991	3	175	44	4,821	138	208
2 cows	243		486		238,357		197	58	46,065	139	40,543	3	350	48	5,927	232	581
3 cows	254		762		385,163		242	86	109,655	158	72,695	4	872	28	3,840	245	835
4 cows	288	1,644	1,152	8,252	604,619	4,420,112	279	121	212,960	161	104,923	3	1,400	23	4,654	284	1,272
5 to 9 cows	1,016		6,789		3,743,726		1,004	547	1,780,761	489	568,382	7	2,695	56	8,486	1,005	7,178
10 to 14 cows	303	185	3,456	2,321	2,043,710	1,377,639	301	207	1,277,408	106	217,064	3	416	13	1,550	301	3,487
15 to 19 cows	86		1,419		873,597		84	72	891,156	16	45,685	1	200	1	150	82	1,388
20 to 29 cows	40	21	919	463	542,105	256,564	40	34	430,701	11	30,731	1	100	3	665	39	916
30 cows and over	17	7	598	346	429,087	187,087	17	15	349,491	5	17,161	1	628	1	728	17	658

TABLE 19.—COWS MILKED AND MILK PRODUCED, 1939 AND 1929; DAIRY PRODUCTS SOLD AND BUTTER CHURNED, 1939; AND COWS KEPT FOR MILK APR. 1, 1940; BY NUMBER OF COWS MILKED, BY COUNTIES—Continued

(For explanation and definitions, see text)

STATE OR COUNTY AND NUMBER OF COWS MILKED	COWS MILKED				MILK PRODUCED (GALLONS)		DAIRY PRODUCTS SOLD, 1939							BUTTER CHURNED ON FARMS, 1939		COWS KEPT MAINLY FOR MILK PRODUCTION, APR. 1, 1940	
	Farms reporting		Number					Whole milk sold		Cream sold		Butter sold					
	1939	1929	1939	1929	1939	1929	Farms reporting	Farms reporting	Gallons	Farms reporting	Pounds of butterfat	Farms reporting	Pounds	Farms reporting	Pounds	Farms reporting	Number
MICHIGAN—Contd.																	
Calhoun																	
Total	2,644	2,596	15,992	12,956	9,611,529	7,134,985	2,236	849	4,393,706	1,401	1,278,045	82	28,451	429	79,160	2,651	17,611
None	xxx	xxx	xxx	xxx	xxx	xxx	xxx	xxx	xxx	xxx	xxx	xxx	xxx	xxx	xxx	101	482
1 cow	358	732	358	1,145	198,343	582,183	105	27	8,568	63	10,826	18	1,433	132	14,790	317	467
2 cows	322		644		345,718		234	48	35,921	173	54,589	21	4,194	82	13,495	307	762
3 cows	258		774		428,153		230	54	57,931	174	83,271	10	3,454	46	9,045	244	859
4 cows	277	1,592	1,108	8,110	611,879	4,290,564	260	68	114,412	194	122,969	8	1,680	46	7,984	267	1,178
5 to 9 cows	971		6,417		3,606,174		947	343	1,140,687	628	658,121	21	11,493	97	24,146	959	6,847
10 to 14 cows	295	245	3,377	3,061	2,097,457	1,853,882	295	168	1,156,559	139	244,028	3	1,373	17	3,376	294	3,554
15 to 19 cows	92		1,503		990,625		92	76	780,892	17	53,318	—	—	5	888	90	1,545
20 to 29 cows	60	24	1,335	537	948,576	354,386	60	52	765,224	12	47,508	—	—	3	612	59	1,388
30 cows and over	13	3	478	105	384,604	53,990	13	13	333,512	1	3,415	1	4,824	1	4,824	13	529
Cass																	
Total	1,961	1,885	9,940	7,990	5,581,853	4,688,940	1,708	275	1,122,488	1,453	1,260,110	66	25,648	472	75,414	1,955	9,994
None	xxx	xxx	xxx	xxx	xxx	xxx	xxx	xxx	xxx	xxx	xxx	xxx	xxx	xxx	xxx	48	151
1 cow	271	691	271	1,063	147,328	598,784	97	10	2,327	78	9,882	13	974	124	13,798	252	349
2 cows	310		620		326,344		252	21	12,976	227	62,969	13	2,415	106	12,957	297	694
3 cows	219		657		334,339		213	22	23,523	192	82,836	6	1,841	47	7,317	210	645
4 cows	266	1,077	1,064	5,317	581,889	3,151,526	258	34	48,296	227	147,291	14	5,657	58	11,497	265	1,076
5 to 9 cows	675		4,395		2,472,906		669	95	307,048	591	647,610	16	7,875	117	20,747	665	4,373
10 to 14 cows	159	108	1,786	1,365	1,045,734	783,026	158	53	317,110	110	225,286	3	6,800	11	7,284	158	1,699
15 to 19 cows	43		895		398,631		43	28	234,133	22	52,459	1	286	7	1,450	43	678
20 to 29 cows	15	7	332	157	190,690	99,521	15	10	116,075	5	25,277	—	—	2	354	14	260
30 to 49 cows	3	1	120	30	83,992	19,514	3	2	61,000	1	6,500	—	—	—	—	3	69
50 to 74 cows	—	1	—	58	—	36,569	—	—	—	—	—	—	—	—	—	—	—
Charlevoix																	
Total	925	864	4,883	4,505	2,819,084	2,840,749	783	68	229,041	705	617,636	85	33,798	544	103,527	916	5,324
None	xxx	xxx	xxx	xxx	xxx	xxx	xxx	xxx	xxx	xxx	xxx	xxx	xxx	xxx	xxx	12	44
1 cow	127	197	127	307	64,684	172,728	35	3	405	22	2,675	13	1,077	90	10,731	118	173
2 cows	121		242		130,371		93	7	2,959	80	21,331	17	2,395	83	11,852	117	277
3 cows	103		309		161,314		92	4	4,628	82	33,297	12	3,034	62	10,718	101	361
4 cows	118	582	472	3,057	256,659	1,847,975	113	5	1,294	106	59,962	11	2,658	66	9,880	117	547
5 to 9 cows	338		2,239		1,293,250		334	24	41,285	312	305,113	29	19,009	190	46,676	335	2,386
10 to 14 cows	96	77	1,065	917	630,497	666,106	96	14	44,960	91	157,751	2	525	47	7,486	96	1,119
15 to 19 cows	10		168		124,309		10	3	29,440	7	22,899	1	5,100	6	6,184	10	187
20 cows and over	10	8	261	224	158,000	153,940	10	8	104,070	5	14,608	—	—	—	—	10	230
Cheboygan																	
Total	904	836	4,762	4,364	2,768,425	2,722,379	740	76	266,674	634	516,623	90	37,259	643	130,959	892	5,093
None	xxx	xxx	xxx	xxx	xxx	xxx	xxx	xxx	xxx	xxx	xxx	xxx	xxx	xxx	xxx	15	67
1 cow	131	212	131	320	72,332	197,550	26	4	1,173	15	2,501	10	1,269	90	10,443	119	155
2 cows	112		224		121,975		66	5	3,600	52	13,066	9	1,426	87	13,710	106	243
3 cows	100		300		165,155		92	6	1,915	80	30,379	14	3,768	72	12,837	96	319
4 cows	106	532	424	2,798	241,082	1,677,602	105	6	6,862	92	47,144	14	4,260	80	13,976	103	449
5 to 9 cows	348		2,296		1,348,862		346	22	40,760	317	289,244	31	17,342	257	54,900	347	2,395
10 to 14 cows	83	83	936	1,024	608,238	661,167	83	22	70,321	83	97,739	10	8,920	64	22,517	82	951
15 to 19 cows	17		280		193,385		17	6	66,043	12	28,350	2	274	9	1,826	17	304
20 cows and over	7	9	171	222	119,400	186,060	7	5	76,000	3	8,200	—	—	4	750	7	210
Chippewa																	
Total	1,225	1,175	6,580	6,874	3,939,673	4,430,088	1,025	131	611,842	852	618,968	153	49,979	882	193,889	1,204	7,001
None	xxx	xxx	xxx	xxx	xxx	xxx	xxx	xxx	xxx	xxx	xxx	xxx	xxx	xxx	xxx	17	97
1 cow	139	213	139	329	84,362	203,090	35	11	1,652	11	1,253	17	964	94	10,114	122	165
2 cows	171		342		196,214		99	14	8,087	72	15,305	24	2,580	125	18,483	161	375
3 cows	125		375		210,827		109	4	4,707	98	29,449	21	2,249	90	15,676	122	436
4 cows	148	804	592	4,469	343,804	2,830,638	144	11	8,707	130	57,839	20	6,028	109	22,856	145	671
5 to 9 cows	510		3,284		1,892,038		506	37	94,476	457	361,135	58	25,485	392	98,017	506	5,409
10 to 14 cows	91	144	1,018	1,720	646,892	1,120,576	91	32	186,668	65	91,094	10	4,195	55	16,802	91	1,058
15 to 19 cows	23		375		226,377		23	10	93,040	11	24,887	3	8,468	12	10,951	22	337
20 to 29 cows	15	11	346	258	253,639	185,844	15	10	153,005	7	34,675	—	—	4	760	15	369
30 to 49 cows	3	3	109	98	85,520	89,940	3	2	61,500	1	3,333	—	—	1	250	3	104
Clare																	
Total	797	808	5,259	4,602	3,071,193	2,592,950	739	164	599,169	585	643,387	20	5,848	226	35,929	780	5,567
None	xxx	xxx	xxx	xxx	xxx	xxx	xxx	xxx	xxx	xxx	xxx	xxx	xxx	xxx	xxx	12	49
1 cow	54	155	54	248	29,757	135,832	15	2	625	12	2,065	1	100	26	2,223	49	91
2 cows	65		130		68,583		55	16	11,090	39	10,159	3	500	27	4,041	58	141
3 cows	71		213		121,720		67	16	17,586	50	24,111	5	675	22	3,140	66	232
4 cows	86	550	344	3,027	182,801	1,672,925	85	14	20,556	70	38,785	1	200	21	3,159	81	356
5 to 9 cows	373		2,509		1,508,354		370	77	256,834	301	334,597	7	1,728	93	15,245	368	2,711
10 to 14 cows	110	94	1,242	1,088	751,276	645,813	109	25	148,723	84	158,659	3	2,645	27	6,662	108	1,214
15 to 19 cows	23		377		208,680		23	6	50,760	20	48,318	—	—	5	712	23	393
20 to 29 cows	11	7	250	154	136,222	93,960	11	5	52,995	7	21,455	—	—	4	657	11	270
30 to 49 cows	4	1	120	32	63,800	14,400	4	3	40,000	2	5,240	—	—	1	110	4	110
50 to 74 cows	—	1	—	53	—	30,000	—	—	—	—	—	—	—	—	—	—	—
Clinton																	
Total	2,657	2,669	16,248	14,287	9,824,598	9,276,870	2,484	1,464	6,195,259	1,062	909,829	51	16,499	181	36,725	2,653	17,099
None	xxx	xxx	xxx	xxx	xxx	xxx	xxx	xxx	xxx	xxx	xxx	xxx	xxx	xxx	xxx	64	272
1 cow	191	445	191	723	95,511	391,258	59	22	7,861	33	3,536	6	450	37	3,897	168	265
2 cows	209		418		214,537		174	70	66,433	98	27,191	10	1,175	36	5,241	200	504
3 cows	259		777		421,212		255	151	190,861	121	57,118	7	2,333	14	3,444	251	874
4 cows	364	1,978	1,456	10,231	813,574	6,539,512	363	202	431,536	170	98,751	7	3,200	21	5,243	357	1,599
5 to 9 cows	1,271		8,493		5,013,136		1,270	759	2,968,444	542	539,791	18	9,206	56	15,873	1,255	8,788
10 to 14 cows	260	227	2,948	2,787	1,872,941	1,892,827	260	194	1,404,605	72	117,808	3	135	16	2,977	256	2,920
15 to 19 cows	72		1,185		890,064		72	58	717,608	17	42,860	—	—	—	—	71	1,115
20 to 29 cows	26	14	584	302	355,273	236,485	26	23	284,681	8	16,814	—	—	1	50	26	560
30 cows and over	5	7	198	244	148,350	216,788	5	5	123,230	1	5,960	—	—	—	—	5	204

TABLE 19.—COWS MILKED AND MILK PRODUCED, 1939 AND 1929; DAIRY PRODUCTS SOLD AND BUTTER CHURNED, 1939; AND COWS KEPT FOR MILK APR. 1, 1940; BY NUMBER OF COWS MILKED, BY COUNTIES—Continued

(For explanation and definitions, see text)

STATE OR COUNTY AND NUMBER OF COWS MILKED	COWS MILKED				MILK PRODUCED (GALLONS)		DAIRY PRODUCTS SOLD, 1939							BUTTER CHURNED ON FARMS, 1939		COWS KEPT MAINLY FOR MILK PRODUCTION, APR. 1, 1940	
	Farms reporting		Number					Whole milk sold		Cream sold		Butter sold					
	1939	1929	1939	1929	1939	1929	Farms reporting	Farms reporting	Gallons	Farms reporting	Pounds of butterfat	Farms reporting	Pounds	Farms reporting	Pounds	Farms reporting	Number
MICHIGAN—Contd.																	
Crawford																	
Total	90	85	525	450	235,200	261,912	65	15	72,320	45	32,145	12	5,511	64	14,889	87	544
None	xxx	xxx	xxx	xxx	xxx	xxx	xxx	xxx	xxx	xxx	xxx	xxx	xxx	xxx	xxx	———	———
1 cow	11	29	11	43	7,268	25,090	———	———	———	———	———	———	———	8	976	10	11
2 cows	24		48		17,772		12	1	100	9	1,732	3	253	19	2,586	23	55
3 cows	9		27		11,940		7	1	150	4	1,265	2	950	8	1,918	9	34
4 cows	4	46	16	241	5,455	134,209	3	———	———	2	429	2	448	4	1,188	4	23
5 to 9 cows	25		156		65,385		24	4	4,500	20	12,280	4	1,860	18	4,775	24	149
10 to 14 cows	14	10	165	166	78,830	102,613	14	6	31,620	8	12,614	1	2,000	5	3,226	14	167
15 cows and over	3		102		50,550		3	3	35,950	2	3,825	———	———	2	220	3	105
Delta																	
Total	1,191	1,166	8,202	7,153	4,871,952	4,404,872	990	671	3,103,155	370	307,058	28	9,432	350	61,389	1,187	8,821
None	xxx	xxx	xxx	xxx	xxx	xxx	xxx	xxx	xxx	xxx	xxx	xxx	xxx	xxx	xxx	19	48
1 cow	123	237	123	352	59,071	192,437	12	11	3,042	———	———	2	85	39	3,520	105	179
2 cows	125		250		121,463		60	26	20,066	29	6,747	7	1,385	65	9,185	120	275
3 cows	102		306		168,239		90	46	60,109	46	14,906	2	611	33	6,442	98	357
4 cows	110	715	440	4,024	227,145	2,413,001	103	59	99,584	48	21,757	4	427	40	6,119	106	473
5 to 9 cows	439		2,964		1,694,661		433	285	952,336	166	135,555	13	6,924	126	26,912	451	3,183
10 to 14 cows	192	203	2,238	2,530	1,379,904	1,647,154	192	155	1,008,293	57	75,770	———	———	31	5,611	188	2,359
15 to 19 cows	69		1,119		636,852		69	61	493,010	13	25,573	———	———	13	2,590	69	1,127
20 to 29 cows	26	10	571	212	420,868	136,280	26	23	325,286	9	21,574	———	———	2	510	26	604
30 cows and over	5	1	191	35	163,729	16,000	5	5	141,429	2	5,376	———	———	1	500	5	216
Dickinson																	
Total	511	404	3,109	2,367	1,927,090	1,466,073	383	194	1,040,319	199	183,783	19	3,490	224	41,496	502	3,409
None	xxx	xxx	xxx	xxx	xxx	xxx	xxx	xxx	xxx	xxx	xxx	xxx	xxx	xxx	xxx	9	21
1 cow	80	107	80	161	51,950	95,606	8	3	563	2	330	3	606	46	6,108	75	101
2 cows	77		154		82,113		41	16	10,003	22	5,190	6	779	51	9,515	73	161
3 cows	57		171		90,498		42	13	14,973	29	10,029	5	1,030	41	8,834	54	186
4 cows	44	225	176	1,253	95,639	763,044	41	10	13,234	33	18,896	2	188	19	3,502	42	184
5 to 9 cows	154		1,052		606,915		152	68	248,339	92	90,189	3	887	53	10,132	151	1,133
10 to 14 cows	61	69	719	890	455,259	570,573	61	49	313,085	14	34,326	———	———	11	2,185	60	769
15 to 19 cows	18		293		232,750		18	18	212,270	2	2,900	———	———	———	———	18	325
20 to 29 cows	16	3	364	63	239,051	36,850	16	13	158,902	5	21,923	———	———	3	1,220	16	408
30 to 49 cows	4	———	120	———	72,915	———	4	4	68,950	———	———	———	———	———	———	4	123
Eaton																	
Total	2,812	2,885	17,263	14,826	10,245,316	9,223,864	2,579	1,600	6,769,375	1,019	846,971	61	18,815	315	51,965	2,796	18,134
None	xxx	xxx	xxx	xxx	xxx	xxx	xxx	xxx	xxx	xxx	xxx	xxx	xxx	xxx	xxx	78	322
1 cow	263	707	263	1,106	140,560	582,872	107	35	15,838	64	9,257	12	1,113	77	8,202	227	666
2 cows	278		556		295,484		237	85	82,408	141	42,091	18	2,644	53	7,595	264	642
3 cows	318		954		522,977		300	144	213,294	161	70,845	11	2,649	46	7,853	306	1,030
4 cows	329	1,866	1,316	9,584	749,100	5,820,247	320	190	398,158	136	87,912	5	1,507	32	4,364	321	1,445
5 to 9 cows	1,151		7,584		4,329,336		1,142	756	2,736,413	418	412,342	13	7,379	88	17,839	1,134	7,844
10 to 14 cows	329	283	3,754	3,419	2,319,579	2,372,129	329	264	1,781,346	75	138,089	2	3,523	13	5,176	324	3,726
15 to 19 cows	90		1,478		914,779		90	77	718,187	17	50,948	———	———	2	176	89	1,445
20 to 29 cows	44	22	1,000	493	739,516	307,823	44	40	620,621	6	24,823	———	———	3	560	43	976
30 cows and over	10	7	358	224	235,985	140,793	10	9	203,110	1	10,664	———	———	1	200	10	338
Emmet																	
Total	883	796	4,744	4,253	2,656,152	2,432,688	741	125	399,006	649	487,726	117	41,063	642	121,171	851	4,846
None	xxx	xxx	xxx	xxx	xxx	xxx	xxx	xxx	xxx	xxx	xxx	xxx	xxx	xxx	xxx	20	42
1 cow	121	211	121	317	63,059	179,752	34	8	1,013	13	1,155	14	718	76	6,960	101	139
2 cows	120		240		127,986		82	10	1,369	66	15,134	21	2,802	100	14,322	110	240
3 cows	117		351		175,511		107	11	6,589	90	28,288	23	7,137	85	16,501	107	351
4 cows	103	483	412	2,517	220,303	1,426,062	97	5	801	91	44,648	12	3,546	79	13,660	97	398
5 to 9 cows	317		2,087		1,153,686		316	43	74,387	298	247,908	33	19,370	242	51,620	313	2,172
10 to 14 cows	65	90	751	1,109	402,527	650,089	65	23	64,669	59	88,072	9	3,050	39	9,296	63	739
15 to 19 cows	25		416		255,651		25	13	83,649	22	39,098	3	3,800	12	5,918	25	407
20 cows and over	15	12	366	310	257,429	176,785	15	12	166,529	10	23,423	2	640	9	2,896	15	358
Genesee																	
Total	3,296	2,470	17,227	13,694	10,440,996	8,557,694	2,274	1,247	6,413,469	937	640,409	285	81,171	966	195,554	3,242	18,074
None	xxx	xxx	xxx	xxx	xxx	xxx	xxx	xxx	xxx	xxx	xxx	xxx	xxx	xxx	xxx	105	313
1 cow	808	693	808	1,056	416,318	533,458	176	70	18,780	48	6,155	72	6,898	358	41,585	725	959
2 cows	514		1,028		516,584		267	57	28,187	168	41,431	69	8,623	232	37,283	483	1,093
3 cows	287		861		453,055		229	62	63,324	151	63,000	41	10,083	109	22,310	281	935
4 cows	284	1,412	1,136	7,525	590,731	4,546,711	255	93	168,443	159	86,581	37	11,297	84	21,565	279	1,181
5 to 9 cows	900		6,037		3,473,632		850	530	1,973,325	330	305,126	50	32,164	147	53,798	673	6,082
10 to 14 cows	324	319	3,692	3,930	2,405,579	2,687,773	318	268	1,890,432	58	91,713	11	9,473	27	14,290	320	3,743
15 to 19 cows	99		1,605		1,086,720		99	90	920,294	13	25,818	3	2,277	7	4,161	97	1,627
20 to 29 cows	65	36	1,473	816	1,056,742	581,552	65	62	950,456	7	15,735	2	356	2	562	64	1,475
30 cows and over	15	10	587	367	441,635	208,200	15	15	400,228	3	4,850	———	———	———	———	15	686
Gladwin																	
Total	1,141	1,034	7,264	6,234	4,496,802	3,621,135	1,067	188	537,986	887	1,096,742	25	2,848	306	41,411	1,120	7,841
None	xxx	xxx	xxx	xxx	xxx	xxx	xxx	xxx	xxx	xxx	xxx	xxx	xxx	xxx	xxx	17	66
1 cow	75	153	75	242	42,810	137,190	30	2	1,880	25	3,804	4	216	31	2,802	63	78
2 cows	107		214		119,816		84	13	9,225	71	23,167	———	———	37	4,760	101	283
3 cows	102		306		176,443		98	20	22,215	79	40,081	2	44	25	3,377	99	378
4 cows	117	731	468	4,073	280,509	2,358,555	117	22	32,413	95	64,714	1	68	24	3,243	112	528
5 to 9 cows	541		3,607		2,253,665		539	97	273,946	448	555,753	11	1,195	136	18,837	535	3,889
10 to 14 cows	152	141	1,727	1,714	1,083,585	1,002,607	152	23	112,400	131	276,375	4	585	42	6,141	147	1,730
15 to 19 cows	34		570		344,089		34	10	71,907	26	82,530	2	240	8	1,384	33	576
20 cows and over	13	9	297	205	195,905	122,783	13	1	14,000	12	50,318	1	500	3	867	13	513

TABLE 19.—COWS MILKED AND MILK PRODUCED, 1939 AND 1929; DAIRY PRODUCTS SOLD AND BUTTER CHURNED, 1939; AND COWS KEPT FOR MILK APR. 1, 1940; BY NUMBER OF COWS MILKED, BY COUNTIES—Continued

(For explanation and definitions, see text)

STATE OR COUNTY AND NUMBER OF COWS MILKED	COWS MILKED				MILK PRODUCED (GALLONS)		DAIRY PRODUCTS SOLD, 1939							BUTTER CHURNED ON FARMS, 1939		COWS KEPT MAINLY FOR MILK PRODUCTION, APR. 1, 1940	
	Farms reporting		Number					Whole milk sold		Cream sold		Butter sold					
	1939	1929	1939	1929	1939	1929	Farms reporting	Farms reporting	Gallons	Farms reporting	Pounds of butterfat	Farms reporting	Pounds	Farms reporting	Pounds	Farms reporting	Number
MICHIGAN—Contd.																	
Gogebic																	
Total	666	628	2,651	2,859	1,413,363	1,615,012	429	328	812,962	115	58,387	24	4,328	284	37,231	655	2,751
None	xxx	xxx	xxx	xxx	xxx	xxx	xxx	xxx	xxx	xxx	xxx	xxx	xxx	xxx	xxx	8	16
1 cow	144	200	144	316	65,195	193,189	22	16	1,791	4	378	5	378	72	5,121	136	152
2 cows	156		312		138,001		80	58	26,295	23	3,873	6	762	85	10,391	148	324
3 cows	108		324		156,014		84	57	49,383	29	8,638	6	1,637	56	9,287	106	344
4 cows	68	379	272	1,894	139,900	1,015,018	56	41	67,410	15	7,707	5	1,431	26	5,276	68	279
5 to 9 cows	141		909		512,752		138	109	325,378	38	26,415	2	120	43	6,956	139	935
10 to 14 cows	34	46	394	585	235,515	349,425	34	33	205,349	2	3,300	—	—	1	100	33	390
15 to 19 cows	7		111		59,577		7	7	46,199	2	2,776	—	—	—	—	7	110
20 cows and over	8	3	185	64	106,409	57,400	8	7	91,157	2	3,300	—	—	1	100	8	201
Grand Traverse																	
Total	1,153	1,148	5,724	5,192	3,396,985	3,007,767	962	94	520,773	869	762,026	100	39,892	654	120,738	1,145	6,165
None	xxx	xxx	xxx	xxx	xxx	xxx	xxx	xxx	xxx	xxx	xxx	xxx	xxx	xxx	xxx	27	111
1 cow	187	327	187	508	97,993	293,735	52	5	785	39	5,718	10	1,117	119	13,788	170	235
2 cows	165		330		170,160		131	12	1,979	115	36,485	20	3,331	110	15,398	158	365
3 cows	118		354		187,631		108	7	1,247	102	44,766	12	2,322	70	11,712	113	391
4 cows	162	742	648	3,658	378,205	2,025,379	156	9	7,136	144	93,956	14	5,323	92	17,414	161	698
5 to 9 cows	414		2,639		1,488,822		409	27	52,888	379	393,418	39	23,251	225	52,329	410	2,786
10 to 14 cows	82	78	914	914	562,798	551,750	81	17	92,460	73	142,530	5	4,548	30	8,558	82	947
15 to 19 cows	16		274		189,602		16	10	100,280	11	26,734	—	—	6	1,089	15	281
20 cows and over	9	1	378	112	321,774	136,903	9	7	263,998	6	18,419	—	—	2	450	9	351
Gratiot																	
Total	2,849	2,983	17,244	15,638	9,730,099	9,131,258	2,628	1,344	4,332,273	1,358	1,491,311	40	12,179	230	35,592	2,786	17,738
None	xxx	xxx	xxx	xxx	xxx	xxx	xxx	xxx	xxx	xxx	xxx	xxx	xxx	xxx	xxx	77	341
1 cow	186	574	186	923	92,268	499,776	62	25	11,410	30	4,678	7	732	45	5,083	158	241
2 cows	225		446		224,447		182	98	80,094	84	24,101	4	505	24	3,205	202	498
3 cows	262		786		417,496		252	124	176,091	132	58,169	4	466	19	1,998	244	827
4 cows	373	2,124	1,492	10,996	823,819	6,265,789	356	176	338,129	187	128,562	4	1,091	28	3,569	352	1,541
5 to 9 cows	1,425		9,299		5,213,759		1,398	713	2,265,014	732	823,012	18	7,385	88	16,074	1,379	9,397
10 to 14 cows	283	265	3,164	3,188	1,767,253	2,033,153	281	151	839,016	146	284,198	2	1,600	22	4,495	280	3,113
15 to 19 cows	62		1,024		626,871		62	35	308,491	32	91,076	—	—	1	208	60	896
20 to 29 cows	31	16	703	381	444,998	220,590	31	19	241,260	13	64,346	1	400	3	960	30	719
30 cows and over	4	4	144	150	119,188	111,950	4	3	72,768	2	13,169	—	—	—	—	4	165
Hillsdale																	
Total	3,095	3,155	20,769	14,987	12,320,891	8,811,581	2,891	1,488	6,788,159	1,441	1,549,202	29	7,207	206	28,438	3,122	21,801
None	xxx	xxx	xxx	xxx	xxx	xxx	xxx	xxx	xxx	xxx	xxx	xxx	xxx	xxx	xxx	106	566
1 cow	238	847	238	1,331	122,090	716,426	102	26	8,853	65	12,529	12	1,372	54	7,155	219	321
2 cows	237		474		260,900		208	58	46,928	147	52,335	6	1,169	28	3,545	223	517
3 cows	280		840		474,062		268	91	129,160	176	91,699	4	1,348	22	3,258	274	889
4 cows	324	2,076	1,296	10,556	735,913	6,270,873	318	133	268,719	190	132,035	2	1,038	22	2,863	316	1,365
5 to 9 cows	1,412		9,429		5,388,738		1,392	748	2,638,341	673	796,662	5	2,280	57	8,316	1,383	9,600
10 to 14 cows	419	215	4,725	2,633	2,822,514	1,516,282	418	286	1,808,435	141	297,379	—	—	17	2,686	416	4,785
15 to 19 cows	103		1,670		1,101,022		103	82	828,459	25	67,967	—	—	4	265	103	1,670
20 to 29 cows	58	12	1,281	273	830,513	193,517	58	42	554,938	20	76,974	—	—	1	100	58	1,320
30 cows and over	24	5	816	194	585,139	114,483	24	22	503,326	4	21,622	—	—	1	250	24	768
Houghton																	
Total	1,438	1,559	8,618	8,875	4,607,604	4,678,024	1,212	883	2,888,395	349	247,569	124	24,842	765	146,197	1,423	8,893
None	xxx	xxx	xxx	xxx	xxx	xxx	xxx	xxx	xxx	xxx	xxx	xxx	xxx	xxx	xxx	9	49
1 cow	151	270	151	448	80,401	231,922	26	15	4,136	6	759	6	321	87	7,633	138	181
2 cows	154		308		149,987		87	42	25,313	32	6,845	18	1,243	107	16,872	152	330
3 cows	172		516		255,543		149	72	73,109	61	17,672	32	5,243	113	23,571	170	549
4 cows	153	1,083	612	5,761	303,083	2,995,681	146	84	116,341	62	27,874	12	5,320	93	18,646	153	635
5 to 9 cows	594		3,980		2,119,058		590	474	1,375,174	151	113,132	48	10,346	282	59,543	589	4,109
10 to 14 cows	141	193	1,605	2,368	888,659	1,286,482	141	131	701,947	23	25,118	6	3,599	58	13,763	141	1,636
15 to 19 cows	47		766		397,860		47	43	327,343	6	9,257	1	720	17	4,587	46	775
20 to 29 cows	19	12	426	258	252,138	135,939	19	15	159,262	6	29,330	—	—	7	1,482	18	401
30 to 49 cows	7	1	254	40	160,875	28,000	7	7	105,770	2	17,582	1	50	1	100	7	228
Huron																	
Total	3,723	3,709	24,102	21,537	14,760,893	11,598,523	3,492	2,090	8,590,921	1,452	1,259,304	48	30,064	724	134,753	3,712	26,476
None	xxx	xxx	xxx	xxx	xxx	xxx	xxx	xxx	xxx	xxx	xxx	xxx	xxx	xxx	xxx	55	276
1 cow	201	523	201	839	105,624	404,786	71	35	14,970	31	4,235	7	635	42	3,369	182	369
2 cows	215		430		229,066		167	79	72,182	88	22,589	5	1,350	43	5,768	198	568
3 cows	289		867		498,209		271	143	216,170	128	55,257	—	—	50	5,777	284	1,059
4 cows	404	2,787	1,616	15,733	986,378	8,291,807	390	228	497,761	167	99,315	5	1,405	65	9,766	401	1,883
5 to 9 cows	2,032		13,359		7,968,565		2,014	1,165	4,194,347	882	820,714	23	9,939	433	74,074	2,011	14,409
10 to 14 cows	444	378	4,992	4,472	3,161,218	2,620,103	441	322	2,140,850	130	200,169	6	5,755	77	21,696	443	5,210
15 to 19 cows	98		1,608		1,050,963		98	80	803,856	21	48,745	1	2,500	11	5,101	98	1,682
20 to 29 cows	30	19	684	427	492,915	239,917	30	28	430,435	4	7,440	—	—	2	202	30	684
30 cows and over	10	2	345	66	267,955	41,930	10	10	220,350	1	840	1	8,500	1	9,000	10	336
Ingham																	
Total	2,285	2,433	15,764	13,055	10,014,429	8,299,095	1,999	1,408	7,470,490	592	405,671	123	39,564	523	98,720	2,318	16,506
None	xxx	xxx	xxx	xxx	xxx	xxx	xxx	xxx	xxx	xxx	xxx	xxx	xxx	xxx	xxx	102	464
1 cow	243	598	243	918	136,734	513,968	77	22	10,608	37	4,755	19	2,007	117	13,886	216	329
2 cows	235		470		236,827		164	50	36,970	97	24,725	31	7,522	110	20,483	227	529
3 cows	187		561		301,817		167	71	93,602	92	37,320	17	4,129	53	8,800	182	630
4 cows	204	1,563	816	8,194	464,181	5,137,676	193	102	225,789	88	45,202	17	4,803	45	9,176	197	849
5 to 9 cows	901		6,308		3,884,866		885	686	2,777,704	218	206,925	30	10,982	144	29,872	883	6,373
10 to 14 cows	353	245	4,107	3,071	2,745,341	2,057,047	351	318	2,309,193	50	68,744	7	5,371	39	10,413	351	4,108
15 to 19 cows	100		1,637		1,102,012		100	97	976,587	6	8,812	1	850	12	2,281	98	1,656
20 to 29 cows	53	20	1,221	461	870,786	285,955	53	53	817,108	1	196	1	3,900	3	4,009	53	1,139
30 cows and over	9	7	401	411	271,865	304,449	9	9	224,929	3	8,992	—	—	—	—	9	429

TABLE 19.—COWS MILKED AND MILK PRODUCED, 1939 AND 1929; DAIRY PRODUCTS SOLD AND BUTTER CHURNED, 1939; AND COWS KEPT FOR MILK APR. 1, 1940; BY NUMBER OF COWS MILKED, BY COUNTIES—Continued

(For explanation and definitions, see text)

STATE OR COUNTY AND NUMBER OF COWS MILKED	COWS MILKED				MILK PRODUCED (GALLONS)		DAIRY PRODUCTS SOLD, 1939							BUTTER CHURNED ON FARMS, 1939		COWS KEPT MAINLY FOR MILK PRODUCTION, APR. 1, 1940	
	Farms reporting		Number					Whole milk sold		Cream sold		Butter sold					
	1939	1929	1939	1929	1939	1929	Farms reporting	Farms reporting	Gallons	Farms reporting	Pounds of butterfat	Farms reporting	Pounds	Farms reporting	Pounds	Farms reporting	Number
MICHIGAN—Contd.																	
Ionia																	
Total	2,507	2,519	16,390	13,363	10,279,541	7,653,672	2,317	926	4,175,145	1,429	1,677,559	37	19,105	243	48,078	2,444	17,244
None	xxx	xxx	xxx	xxx	xxx	xxx	xxx	xxx	xxx	xxx	xxx	xxx	xxx	xxx	xxx	40	211
1 cow	170	522	170	825	87,395	436,976	50	8	3,014	36	5,816	6	915	33	4,230	145	245
2 cows	197		394		218,712		165	55	49,920	104	31,039	9	2,424	33	5,985	183	451
3 cows	225		675		414,035		210	62	93,293	148	79,157	6	1,183	32	4,361	214	746
4 cows	306	1,750	1,224	9,199	734,166	5,101,803	296	107	222,679	189	132,333	6	1,753	32	5,525	291	1,231
5 to 9 cows	1,174		7,755		4,773,597		1,161	477	1,742,645	706	852,811	7	5,830	89	16,826	1,147	8,221
10 to 14 cows	299	222	3,328	2,677	2,055,358	1,597,934	299	133	803,349	179	371,676	1	10	18	3,311	292	3,425
15 to 19 cows	81		1,337		864,467		81	40	368,752	50	146,789	1	1,990	3	2,290	78	1,301
20 to 29 cows	44	19	977	410	696,054	262,185	44	34	510,744	13	44,266	1	5,000	2	5,100	44	965
30 to 49 cows	7	5	241	192	176,950	154,774	7	6	132,850	3	11,220	———	———	1	450	6	218
50 cows and over	4	1	289	60	258,807	100,000	4	4	245,899	1	2,452	———	———	———	———	4	230
Iosco																	
Total	636	570	3,793	3,271	2,184,576	2,021,761	574	111	310,487	484	427,456	63	18,741	303	61,175	626	4,220
None	xxx	xxx	xxx	xxx	xxx	xxx	xxx	xxx	xxx	xxx	xxx	xxx	xxx	xxx	xxx	15	70
1 cow	52	121	52	198	28,840	126,654	19	2	1,000	14	1,942	3	156	28	2,504	42	63
2 cows	70		140		84,313		51	7	3,834	43	16,050	5	771	38	5,982	67	195
3 cows	62		186		97,513		55	11	10,784	42	12,495	6	1,016	27	5,167	58	214
4 cows	84	367	336	1,982	193,034	1,237,547	83	18	26,166	69	36,548	7	1,217	45	7,113	80	397
5 to 9 cows	271		1,818		1,050,107		269	47	127,475	231	206,296	31	10,386	126	28,278	268	1,948
10 to 14 cows	71	75	780	892	459,930	509,485	71	16	60,880	62	101,419	7	4,175	31	9,765	70	842
15 to 19 cows	15		233		134,300		15	4	20,600	14	28,101	3	920	5	1,566	15	256
20 to 29 cows	11	6	248	133	136,539	74,625	11	6	59,748	9	24,605	1	100	3	800	11	235
30 to 49 cows	———	———	———	———	———	———	———	———	———	———	———	———	———	———	———	———	———
50 to 74 cows	———	1	———	66	———	73,450	———	———	———	———	———	———	———	———	———	———	———
Iron																	
Total	738	667	3,404	3,345	2,032,961	2,209,281	582	91	262,922	503	368,274	15	6,675	582	84,151	734	3,523
None	xxx	xxx	xxx	xxx	xxx	xxx	xxx	xxx	xxx	xxx	xxx	xxx	xxx	xxx	xxx	11	24
1 cow	116	184	116	293	65,050	191,921	15	6	386	8	691	1	35	81	6,969	112	146
2 cows	128		256		120,865		67	12	4,725	53	8,070	4	566	118	13,847	125	284
3 cows	93		279		149,224		82	10	6,507	76	24,260	———	———	80	11,285	93	298
4 cows	105	414	420	2,161	258,053	1,472,938	104	9	12,414	98	51,398	2	236	87	12,807	103	452
5 to 9 cows	237		1,511		913,412		235	32	58,678	222	202,728	6	3,370	186	31,167	232	1,542
10 to 14 cows	41	64	460	783	286,768	472,962	41	10	34,986	36	58,529	2	2,468	28	7,186	40	406
15 to 19 cows	12		207		151,124		12	7	84,821	5	13,339	———	———	3	874	12	220
20 to 29 cows	6	5	155	128	88,465	71,460	6	5	60,625	5	9,259	———	———	1	16	6	151
Isabella																	
Total	2,344	2,308	14,891	12,101	9,637,979	8,029,870	2,184	773	3,691,284	1,420	1,615,458	41	14,376	294	49,909	2,325	15,827
None	xxx	xxx	xxx	xxx	xxx	xxx	xxx	xxx	xxx	xxx	xxx	xxx	xxx	xxx	xxx	35	136
1 cow	160	445	160	735	87,060	491,122	51	12	4,403	30	4,346	10	1,454	59	6,727	145	195
2 cows	178		356		192,212		144	33	31,008	110	33,110	4	270	40	4,870	168	421
3 cows	212		636		376,224		203	48	74,197	153	79,302	5	2,221	31	4,608	208	727
4 cows	268	1,656	1,072	8,715	645,317	5,693,252	265	88	214,891	177	112,391	7	1,850	26	3,779	267	1,227
5 to 9 cows	1,142		7,584		4,791,845		1,137	406	1,660,698	740	865,224	13	7,661	112	24,584	1,123	7,961
10 to 14 cows	284	188	3,157	2,214	2,128,148	1,537,216	284	127	885,712	165	342,514	2	920	20	4,503	281	3,263
15 to 19 cows	66		1,068		722,946		66	38	413,913	31	93,867	———	———	5	738	65	1,060
20 to 29 cows	29	17	648	372	514,897	261,280	29	17	309,975	12	57,563	———	———	1	100	28	614
30 cows and over	5	2	210	65	179,330	47,000	5	4	98,487	2	27,141	———	———	———	———	5	225
Jackson																	
Total	2,514	2,417	16,853	13,585	9,493,017	8,180,203	2,075	1,207	5,954,289	894	803,433	125	47,840	515	98,174	2,481	17,414
None	xxx	xxx	xxx	xxx	xxx	xxx	xxx	xxx	xxx	xxx	xxx	xxx	xxx	xxx	xxx	73	268
1 cow	359	635	359	981	169,126	490,460	88	38	7,434	37	4,080	21	2,278	146	15,026	314	426
2 cows	277		554		253,509		182	60	35,043	108	26,038	22	2,347	99	12,715	258	615
3 cows	194		582		261,331		163	68	70,881	91	37,080	15	3,203	54	9,512	187	615
4 cows	224	1,432	896	7,509	469,216	4,270,795	210	84	139,016	125	77,604	17	5,870	37	7,002	216	981
5 to 9 cows	936		6,286		3,456,122		908	525	1,803,457	404	417,199	43	23,269	138	38,838	920	6,407
10 to 14 cows	320	305	3,693	3,814	1,991,796	2,492,866	320	254	1,425,911	84	145,732	2	3,480	27	6,219	312	3,682
15 to 19 cows	115		1,883		1,065,482		115	96	828,892	28	57,887	3	1,150	11	2,249	114	1,889
20 to 29 cows	64	30	1,449	672	931,584	482,691	64	59	769,798	15	34,753	2	6,263	2	8,415	62	1,373
30 to 49 cows	20	13	686	443	411,108	251,731	20	20	392,023	2	3,060	———	———	1	200	20	748
50 cows and over	5	2	465	166	483,743	191,660	5	5	481,814	———	———	———	———	———	———	5	412
Kalamazoo																	
Total	2,055	2,032	11,745	9,519	7,134,472	5,657,315	1,620	794	4,086,890	827	655,272	97	34,668	419	84,814	2,038	12,979
None	xxx	xxx	xxx	xxx	xxx	xxx	xxx	xxx	xxx	xxx	xxx	xxx	xxx	xxx	xxx	68	225
1 cow	386	798	386	1,168	224,495	571,647	77	32	11,486	27	3,877	20	1,632	149	17,748	341	488
2 cows	298		596		318,298		201	49	37,281	135	35,379	28	4,360	104	17,671	282	663
3 cows	224		672		387,981		208	67	87,066	143	66,486	13	2,478	48	9,070	219	764
4 cows	204	1,018	816	5,028	452,250	2,839,531	194	62	105,242	135	84,958	8	3,221	41	8,315	201	904
5 to 9 cows	597		3,886		2,233,384		595	304	1,044,071	304	302,709	23	17,320	62	24,666	584	4,149
10 to 14 cows	203	180	2,314	2,360	1,447,877	1,465,574	203	148	1,001,442	66	110,211	1	1,562	7	2,392	201	2,459
15 to 19 cows	75		1,228		848,838		75	71	744,559	8	18,774	2	687	5	1,060	75	1,301
20 to 29 cows	48	27	1,082	610	724,819	460,973	48	42	606,003	8	31,418	———	———	———	———	48	1,216
30 cows and over	20	9	765	353	498,550	319,590	19	19	449,740	1	1,460	2	3,428	3	3,892	19	810

TABLE 19.—COWS MILKED AND MILK PRODUCED, 1939 AND 1929; DAIRY PRODUCTS SOLD AND BUTTER CHURNED, 1939; AND COWS KEPT FOR MILK APR. 1, 1940; BY NUMBER OF COWS MILKED, BY COUNTIES—Continued

(For explanation and definitions, see text)

STATE OR COUNTY AND NUMBER OF COWS MILKED	COWS MILKED				MILK PRODUCED (GALLONS)		DAIRY PRODUCTS SOLD, 1939							BUTTER CHURNED ON FARMS, 1939		COWS KEPT MAINLY FOR MILK PRODUCTION, APR. 1, 1940	
	Farms reporting		Number					Whole milk sold		Cream sold		Butter sold					
	1939	1929	1939	1929	1939	1929	Farms reporting	Farms reporting	Gallons	Farms reporting	Pounds of butterfat	Farms reporting	Pounds	Farms reporting	Pounds	Farms reporting	Number
MICHIGAN—Contd.																	
Kalkaska																	
Total	516	421	2,712	2,204	1,513,702	1,266,245	437	43	80,825	420	391,535	19	2,732	311	39,820	499	2,738
None	xxx	xxx	xxx	xxx	xxx	xxx	xxx	xxx	xxx	xxx	xxx	xxx	xxx	xxx	xxx	11	21
1 cow	77	81	77	119	39,344	66,342	27	4	399	20	2,933	4	415	57	5,571	64	71
2 cows	62		124		61,294		43	4	95	40	11,266	6	332	43	5,359	56	128
3 cows	54		162		88,192		50	4	892	49	20,927	1	150	36	4,224	53	168
4 cows	62	295	248	1,531	135,386	878,241	59	2	128	59	35,674	———	———	30	2,901	61	274
5 to 9 cows	205		1,364		782,260		202	17	6,927	200	221,111	7	1,829	113	15,327	199	1,392
10 to 14 cows	45		502		271,659		45	5	12,630	44	75,311	1	6	26	4,926	45	501
15 to 19 cows	7	45	116	554	64,893	321,662	7	3	25,585	6	12,425	———	———	4	912	6	83
20 to 29 cows	1	———	23	———	18,000	———	1	1	150	1	5,000	———	———	1	200	1	23
30 to 49 cows	3	———	96	———	52,694	———	3	3	36,019	1	6,890	———	———	1	400	3	77
Kent																	
Total	3,896	3,684	23,866	19,640	15,516,602	12,947,753	3,171	2,185	10,633,107	974	963,905	120	52,768	526	107,763	3,814	25,257
None	xxx	xxx	xxx	xxx	xxx	xxx	xxx	xxx	xxx	xxx	xxx	xxx	xxx	xxx	xxx	69	242
1 cow	629	947	629	1,443	341,614	804,892	104	50	18,684	30	4,571	27	1,699	185	18,334	556	739
2 cows	416		832		463,168		280	129	103,503	135	40,051	33	6,234	122	20,276	395	900
3 cows	292		876		516,923		274	140	189,529	129	64,231	19	6,025	53	11,965	279	946
4 cows	367	2,271	1,468	11,961	879,972	7,467,595	344	201	398,500	143	100,448	11	6,101	40	10,208	355	1,528
5 to 9 cows	1,433		9,616		6,048,867		1,413	1,007	3,895,480	428	493,329	27	24,621	101	35,673	1,413	10,064
10 to 14 cows	514		5,893		3,937,779		512	431	3,135,436	85	184,974	2	7,088	20	9,297	507	6,070
15 to 19 cows	173	428	2,804	5,207	2,024,220	3,789,529	172	158	1,720,221	18	58,827	1	1,000	4	1,850	170	2,985
20 to 29 cows	60	34	1,322	761	960,176	560,137	60	58	860,580	5	13,374	———	———	1	160	59	1,588
30 cows and over	12	6	426	268	343,883	325,600	12	11	311,174	1	4,100	———	———	———	———	11	395
Keweenaw																	
Total	96	87	309	352	152,674	194,926	68	61	68,014	16	5,895	3	243	55	7,409	93	304
None	xxx	xxx	xxx	xxx	xxx	xxx	xxx	xxx	xxx	xxx	xxx	xxx	xxx	xxx	xxx	———	———
1 cow	32	32	32	52	13,985	32,852	10	10	1,044	———	———	———	———	20	1,634	30	37
2 cows	21		42		19,468		18	17	5,887	1	78	1	75	12	838	20	40
3 cows	11		33		15,775		9	8	4,821	1	288	———	———	8	1,484	11	35
4 cows	12	52	48	263	24,344	141,674	11	9	8,786	5	1,891	———	———	7	1,791	12	45
5 to 9 cows	16		108		55,802		16	13	26,276	9	3,658	2	168	7	1,512	16	101
10 to 14 cows	4	3	46	37	23,300	20,400	4	4	21,200	———	———	———	———	1	150	4	46
15 to 19 cows	———		———		———		———	———	———	———	———	———	———	———	———	———	———
Lake																	
Total	535	505	2,985	2,783	1,592,994	1,407,062	451	35	34,483	432	417,068	12	2,230	291	29,302	517	3,047
None	xxx	xxx	xxx	xxx	xxx	xxx	xxx	xxx	xxx	xxx	xxx	xxx	xxx	xxx	xxx	13	34
1 cow	80	72	80	116	35,713	54,040	20	6	780	10	1,277	4	329	60	3,932	73	91
2 cows	49		98		42,250		32	4	709	31	5,231	———	———	33	2,547	46	107
3 cows	48		144		79,360		45	2	933	42	17,694	2	500	24	2,699	41	137
4 cows	57	387	228	2,115	124,364	1,083,564	57	3	2,664	55	33,660	1	500	28	3,035	56	253
5 to 9 cows	235		1,597		865,903		231	13	14,993	228	236,789	4	851	111	12,184	224	1,629
10 to 14 cows	52	45	580	525	314,657	259,858	52	6	5,404	52	90,271	———	———	27	4,021	50	554
15 to 19 cows	10		165		80,584		10	———	———	10	22,558	———	———	7	784	10	151
20 to 29 cows	4	1	93	27	50,163	9,600	4	1	9,000	4	9,588	1	50	1	100	4	91
Lapeer																	
Total	2,815	2,748	21,922	17,661	13,642,045	10,752,527	2,425	1,589	9,944,977	846	698,394	135	51,670	421	99,402	2,837	23,059
None	xxx	xxx	xxx	xxx	xxx	xxx	xxx	xxx	xxx	xxx	xxx	xxx	xxx	xxx	xxx	114	484
1 cow	225	522	225	818	95,137	417,888	28	7	1,695	14	1,808	9	510	57	5,597	203	324
2 cows	256		512		224,633		140	31	18,771	89	21,997	31	5,151	88	14,158	244	605
3 cows	185		555		271,754		156	50	53,280	98	39,297	19	6,418	45	9,693	176	619
4 cows	203	1,698	812	9,502	424,984	5,655,411	190	75	144,528	109	58,615	17	5,668	37	10,138	192	860
5 to 9 cows	1,115		7,673		4,475,217		1,084	690	2,771,992	415	367,297	49	22,024	144	39,980	1,091	7,950
10 to 14 cows	549	469	6,260	5,769	4,052,790	3,651,145	543	470	3,318,767	86	134,265	5	5,056	35	10,540	537	6,256
15 to 19 cows	178		2,907		1,924,952		178	167	1,675,965	22	41,457	3	1,763	11	3,795	174	2,923
20 to 29 cows	83	46	1,889	1,014	1,357,547	595,433	83	76	1,209,551	11	22,678	2	5,100	4	5,501	83	1,887
30 to 49 cows	19	12	631	396	462,181	292,966	19	19	428,878	1	1,000	———	———	———	———	19	677
50 cows and over	4	1	460	162	352,850	139,684	4	4	321,550	1	10,000	———	———	———	———	4	494
Leelanau																	
Total	938	919	4,212	4,156	2,278,740	2,090,850	774	85	171,882	722	384,660	76	30,567	752	129,242	921	4,594
None	xxx	xxx	xxx	xxx	xxx	xxx	xxx	xxx	xxx	xxx	xxx	xxx	xxx	xxx	xxx	6	8
1 cow	113	219	113	344	55,420	171,276	18	5	299	11	1,322	3	168	83	7,317	100	153
2 cows	135		270		136,338		93	6	283	85	15,158	8	810	106	12,492	133	300
3 cows	136		408		193,887		121	1	75	118	35,539	6	808	105	13,167	134	486
4 cows	152	660	608	3,301	311,239	1,616,567	146	12	8,440	137	52,389	12	3,929	119	18,439	149	659
5 to 9 cows	349		2,159		1,190,713		343	36	32,963	328	229,851	39	17,919	298	65,431	346	2,265
10 to 14 cows	42	40	464	511	267,841	305,007	42	17	60,425	36	41,969	8	6,953	34	13,139	42	504
15 cows and over	11		190		123,302		11	8	69,397	7	8,432	———	———	7	1,257	11	219
Lenawee																	
Total	3,485	3,810	23,261	19,734	15,382,924	12,373,828	3,061	2,467	12,782,820	589	385,920	93	32,824	404	68,925	3,540	24,827
None	xxx	xxx	xxx	xxx	xxx	xxx	xxx	xxx	xxx	xxx	xxx	xxx	xxx	xxx	xxx	129	965
1 cow	429	1,061	429	1,595	238,580	809,589	139	51	20,436	57	7,409	34	3,383	146	14,638	396	549
2 cows	358		716		389,585		268	137	130,251	125	30,896	16	1,742	97	11,533	347	795
3 cows	296		888		510,348		279	185	292,363	92	37,526	13	3,396	49	8,428	289	958
4 cows	341	2,308	1,364	12,246	851,375	7,558,408	325	242	556,272	85	50,081	8	2,395	32	5,063	335	1,454
5 to 9 cows	1,307		8,619		5,644,929		1,298	1,128	4,611,037	189	189,868	14	9,371	60	15,050	1,293	8,999
10 to 14 cows	498	398	5,675	4,857	3,870,114	3,323,557	496	477	3,538,456	29	43,641	6	5,325	14	6,701	497	5,767
15 to 19 cows	148		2,434		1,762,883		148	144	1,622,523	11	17,805	1	12	4	272	148	2,522
20 to 29 cows	82	37	1,828	836	1,381,000	549,689	82	79	1,274,725	3	8,694	1	7,200	2	7,240	81	1,847
30 to 49 cows	21	6	744	200	458,744	132,583	21	21	447,147	———	———	———	———	———	———	20	643
50 cows and over	5	———	364	———	295,366	———	5	5	289,610	———	———	———	———	———	———	5	350

TABLE 19.—COWS MILKED AND MILK PRODUCED, 1939 AND 1929; DAIRY PRODUCTS SOLD AND BUTTER CHURNED, 1939; AND COWS KEPT FOR MILK APR. 1, 1940; BY NUMBER OF COWS MILKED, BY COUNTIES—Continued

(For explanation and definitions, see text)

STATE OR COUNTY AND NUMBER OF COWS MILKED	COWS MILKED				MILK PRODUCED (GALLONS)		DAIRY PRODUCTS SOLD, 1939							BUTTER CHURNED ON FARMS, 1939		COWS KEPT MAINLY FOR MILK PRODUCTION, APR. 1, 1940	
	Farms reporting		Number					Whole milk sold		Cream sold		Butter sold					
	1939	1929	1939	1929	1939	1929	Farms reporting	Farms reporting	Gallons	Farms reporting	Pounds of butterfat	Farms reporting	Pounds	Farms reporting	Pounds	Farms reporting	Number
MICHIGAN—Contd.																	
Livingston																	
Total	1,733	1,820	12,100	10,373	8,026,655	6,846,324	1,433	1,054	6,288,845	392	239,728	78	22,678	316	57,531	1,724	12,592
None	xxx	xxx	xxx	xxx	xxx	xxx	xxx	xxx	xxx	xxx	xxx	xxx	xxx	xxx	xxx	64	269
1 cow	189	452	189	672	102,804	365,916	30	11	3,109	11	1,911	10	1,107	67	7,782	170	237
2 cows	189		378		192,821		117	43	38,915	63	15,746	22	3,427	70	11,076	173	420
3 cows	142		426		238,077		112	35	60,256	75	36,492	9	1,666	36	5,351	136	467
4 cows	144	1,103	576	6,062	320,528	4,025,758	131	76	164,245	58	29,503	5	1,198	21	5,738	134	578
5 to 9 cows	628		4,305		2,833,588		604	466	2,073,365	155	122,116	24	9,500	84	18,815	614	4,435
10 to 14 cows	295	239	3,365	2,916	2,215,201	1,988,343	294	282	1,987,795	19	18,647	7	5,730	30	9,754	290	3,444
15 to 19 cows	96		1,559		1,108,479		95	92	1,009,141	9	12,113	1	50	6	825	94	1,539
20 to 29 cows	40	22	888	472	625,570	303,428	40	39	574,743	2	3,200	———	———	2	210	39	816
30 cows and over	10	4	414	251	389,587	162,879	10	10	377,276	———	———	———	———	———	———	10	387
Luce																	
Total	138	129	827	780	521,929	523,821	103	32	198,284	73	70,428	21	8,328	86	24,306	133	883
None	xxx	xxx	xxx	xxx	xxx	xxx	xxx	xxx	xxx	xxx	xxx	xxx	xxx	xxx	xxx	3	4
1 cow	14	38	14	64	9,133	40,431	2	———	———	1	51	1	10	10	992	11	15
2 cows	27		54		35,657		9	2	464	6	2,713	4	490	23	4,384	24	59
3 cows	15		45		27,965		11	4	6,492	6	2,527	1	676	9	2,965	15	46
4 cows	14	70	56	377	31,565	220,538	14	1	917	12	7,972	3	1,460	8	2,420	13	58
5 to 9 cows	50		326		189,475		49	13	49,295	36	33,374	7	3,611	26	8,951	49	348
10 to 14 cows	12	18	139	217	80,102	147,121	12	8	29,309	8	12,222	4	1,981	6	3,558	12	147
15 to 19 cows	3		49		27,070		3	2	14,820	2	2,430	1	100	2	560	3	49
20 to 29 cows	———	1	———	21	———	12,775	———	———	———	———	———	———	———	———	———	———	———
30 cows and over	3	2	144	101	120,962	102,956	3	2	96,987	2	9,139	———	———	2	475	3	157
Mackinac																	
Total	420	350	2,491	2,121	1,393,836	1,212,458	311	129	517,327	189	166,303	37	6,564	266	46,475	400	2,494
None	xxx	xxx	xxx	xxx	xxx	xxx	xxx	xxx	xxx	xxx	xxx	xxx	xxx	xxx	xxx	7	10
1 cow	78	85	78	125	39,127	61,933	10	5	940	1	90	4	385	56	6,856	65	97
2 cows	53		106		49,389		24	4	745	15	3,258	7	993	42	7,353	51	112
3 cows	27		81		38,801		21	9	6,026	12	3,348	4	324	21	2,941	27	72
4 cows	33	197	132	1,074	66,721	583,350	30	10	12,654	17	9,086	6	547	16	2,493	32	172
5 to 9 cows	151		1,033		610,055		148	54	171,341	103	93,527	12	3,395	96	20,095	145	1,010
10 to 14 cows	54	64	605	811	336,196	496,695	54	28	137,806	32	40,949	3	820	28	5,899	52	625
15 to 19 cows	18		309		142,461		18	13	81,615	9	16,045	1	100	6	766	16	271
20 cows and over	6	4	147	111	111,086	70,480	6	6	106,400	———	———	———	———	1	72	5	125
Macomb																	
Total	2,541	2,284	17,183	14,885	11,050,059	9,938,624	1,824	1,485	9,119,176	193	119,972	248	106,671	587	165,835	2,401	17,756
None	xxx	xxx	xxx	xxx	xxx	xxx	xxx	xxx	xxx	xxx	xxx	xxx	xxx	xxx	xxx	68	298
1 cow	500	567	500	779	231,259	361,331	59	23	3,899	7	1,225	31	2,828	197	19,325	397	524
2 cows	299		598		262,440		129	57	30,164	28	8,430	57	10,920	141	29,463	263	634
3 cows	178		534		262,888		123	57	64,906	35	13,817	46	12,311	74	20,051	164	553
4 cows	131	1,263	524	7,401	286,146	4,772,823	111	59	108,660	26	17,326	34	15,010	50	19,358	123	522
5 to 9 cows	770		5,357		3,378,798		740	641	2,753,583	72	52,062	64	44,846	96	52,650	739	5,453
10 to 14 cows	452	415	5,118	5,145	3,458,250	3,601,200	451	439	3,184,372	17	19,316	10	8,586	20	10,868	440	5,151
15 to 19 cows	126		2,077		1,350,757		126	125	1,274,427	3	3,918	2	1,360	4	1,620	124	2,115
20 to 29 cows	60	29	1,370	639	926,326	401,045	60	59	859,825	5	3,678	4	10,810	5	12,500	59	1,371
30 to 49 cows	18	6	638	213	526,045	158,475	18	18	502,085	———	———	———	———	———	———	17	647
50 cows and over	7	4	467	708	367,150	643,750	7	7	337,255	———	———	———	———	———	———	7	488
Manistee																	
Total	1,082	1,048	5,010	4,791	2,822,940	2,621,389	894	139	352,012	756	490,260	88	39,334	510	96,300	1,044	5,168
None	xxx	xxx	xxx	xxx	xxx	xxx	xxx	xxx	xxx	xxx	xxx	xxx	xxx	xxx	xxx	10	20
1 cow	160	300	160	463	81,090	255,562	49	15	3,188	27	3,215	11	759	95	7,892	146	182
2 cows	205		410		181,936		145	24	8,787	120	25,594	7	597	80	7,652	187	427
3 cows	143		429		205,974		134	12	4,227	117	41,142	16	4,241	74	12,009	139	446
4 cows	141	683	564	3,470	284,164	1,811,843	135	13	6,436	124	63,860	12	4,935	49	10,498	137	577
5 to 9 cows	341		2,172		1,141,453		339	43	80,224	301	249,973	34	18,798	166	40,578	334	2,202
10 to 14 cows	66	59	759	719	420,222	444,005	66	17	85,477	52	79,045	6	9,754	38	16,135	65	787
15 to 19 cows	14		219		129,791		14	6	49,191	8	15,392	2	250	6	1,097	14	227
20 to 29 cows	9	6	196	139	110,485	109,979	9	6	62,782	5	8,317	———	———	2	439	9	206
30 to 49 cows	3	———	101	———	67,825	———	3	3	51,700	2	3,722	———	———	———	———	3	94
Marquette																	
Total	803	866	3,613	4,091	2,088,204	2,346,970	531	263	863,100	306	210,828	80	21,069	556	101,072	789	3,884
None	xxx	xxx	xxx	xxx	xxx	xxx	xxx	xxx	xxx	xxx	xxx	xxx	xxx	xxx	xxx	6	24
1 cow	161	278	161	448	79,418	242,625	21	11	1,529	6	588	6	238	89	7,770	152	191
2 cows	164		328		156,114		79	32	8,708	38	7,130	20	1,442	144	21,662	158	339
3 cows	103		309		152,547		74	30	23,897	49	24,167	9	1,488	83	13,857	102	330
4 cows	79	515	316	2,604	159,681	1,445,099	71	28	23,564	49	22,914	12	4,088	68	15,241	78	305
5 to 9 cows	218		1,432		793,562		209	105	311,853	126	103,832	25	11,196	138	34,363	215	1,558
10 to 14 cows	61	68	694	825	451,578	473,582	60	42	272,721	29	34,415	7	2,495	28	7,069	61	736
15 to 19 cows	9		149		113,031		9	8	70,596	4	12,214	———	———	3	788	9	142
20 cows and over	8	5	224	214	182,273	185,664	8	7	150,232	5	5,568	1	122	3	342	8	259
Mason																	
Total	1,522	1,452	9,548	8,005	5,923,700	4,582,442	1,355	232	1,077,604	1,125	1,280,917	53	19,689	330	60,958	1,482	10,577
None	xxx	xxx	xxx	xxx	xxx	xxx	xxx	xxx	xxx	xxx	xxx	xxx	xxx	xxx	xxx	14	56
1 cow	161	315	161	481	95,198	252,149	42	3	895	31	4,340	9	905	86	11,301	137	198
2 cows	144		288		161,790		112	10	7,885	91	25,518	14	3,253	47	9,221	131	332
3 cows	135		405		240,849		128	18	27,631	111	50,875	5	1,318	31	5,450	128	446
4 cows	169	954	676	5,084	382,292	2,852,730	166	26	45,330	158	85,774	8	1,994	32	6,586	168	764
5 to 9 cows	653		4,407		2,665,534		647	101	354,653	559	627,640	12	7,609	104	19,952	647	4,857
10 to 14 cows	180	165	2,026	2,006	1,266,563	1,199,494	180	44	239,613	141	282,488	2	4,300	23	7,889	178	2,228
15 to 19 cows	46		758		509,858		46	18	190,263	30	95,802	3	310	4	557	45	828
20 to 29 cows	27	17	591	402	419,902	255,439	27	6	75,385	22	96,320	———	———	2	202	27	662
30 to 49 cows	7	1	236	32	181,714	22,630	7	6	136,149	2	12,160	———	———	1	200	7	226

TABLE 19.—COWS MILKED AND MILK PRODUCED, 1939 AND 1929; DAIRY PRODUCTS SOLD AND BUTTER CHURNED, 1939; AND COWS KEPT FOR MILK APR. 1, 1940; BY NUMBER OF COWS MILKED, BY COUNTIES—Continued

(For explanation and definitions, see text)

STATE OR COUNTY AND NUMBER OF COWS MILKED	COWS MILKED				MILK PRODUCED (GALLONS)		DAIRY PRODUCTS SOLD, 1939							BUTTER CHURNED ON FARMS, 1939		COWS KEPT MAINLY FOR MILK PRODUCTION, APR. 1, 1940	
	Farms reporting		Number					Whole milk sold		Cream sold		Butter sold					
	1939	1929	1939	1929	1939	1929	Farms reporting	Farms reporting	Gallons	Farms reporting	Pounds of butterfat	Farms reporting	Pounds	Farms reporting	Pounds	Farms reporting	Number
MICHIGAN—Contd.																	
Mecosta																	
Total	1,782	1,777	11,232	9,184	6,668,333	5,622,103	1,671	123	571,696	1,583	1,870,442	35	7,810	390	54,239	1,766	11,914
None	xxx	xxx	xxx	xxx	xxx	xxx	xxx	xxx	xxx	xxx	xxx	xxx	xxx	xxx	xxx	47	165
1 cow	126	385	126	619	65,303	333,458	52	2	119	43	7,227	7	301	40	3,754	105	147
2 cows	153		306		160,495		128	4	3,672	122	37,895	7	1,095	44	5,165	142	341
3 cows	180		540		294,781		174	10	9,231	168	83,859	4	508	46	5,263	175	625
4 cows	187	1,220	748	6,305	437,531	3,726,678	184	11	17,485	176	121,200	3	464	47	5,738	181	797
5 to 9 cows	835	5,542			3,226,589		832	51	185,373	789	952,222	8	3,163	167	24,333	816	5,759
10 to 14 cows	223	158	2,492	1,928	1,521,704	1,325,993	223	24	126,120	203	444,652	4	1,791	35	7,916	225	2,579
15 to 19 cows	50		816		527,770		50	11	101,150	41	136,074	1	104	10	1,270	49	839
20 to 29 cows	23	12	498	252	314,160	186,174	23	8	104,546	17	66,133	1	384	1	800	23	490
30 to 49 cows	5	2	164	60	120,000	49,800	5	2	44,000	4	21,200	—	—	—	—	5	172
Menominee																	
Total	1,745	1,676	13,191	11,559	8,278,466	7,591,724	1,559	1,464	7,069,403	89	89,069	27	14,281	147	32,209	1,700	14,046
None	xxx	xxx	xxx	xxx	xxx	xxx	xxx	xxx	xxx	xxx	xxx	xxx	xxx	xxx	xxx	16	59
1 cow	141	235	141	336	67,511	203,351	21	17	6,278	1	106	3	320	40	2,992	116	184
2 cows	125		250		123,630		76	55	39,713	17	2,636	7	592	37	4,927	114	309
3 cows	102		306		147,643		91	80	100,464	11	3,601	3	578	20	2,873	102	334
4 cows	129	1,045	516	6,199	288,527	3,938,936	124	115	225,821	8	2,972	3	502	7	1,275	123	547
5 to 9 cows	761	5,255			3,140,813		760	725	2,718,704	34	27,885	10	7,439	30	12,367	745	5,642
10 to 14 cows	349	370	4,000	4,416	2,577,048	3,073,289	349	338	2,281,236	12	24,878	1	4,850	11	7,099	346	4,239
15 to 19 cows	93		1,527		1,079,321		93	91	977,631	2	5,704	—	—	1	416	93	1,566
20 to 29 cows	34	24	752	532	509,074	317,368	34	33	433,702	3	9,287	—	—	1	260	34	738
30 cows and over	11	2	444	76	344,901	58,780	11	10	285,854	1	12,000	—	—	—	—	11	428
Midland																	
Total	1,681	1,562	8,494	7,991	4,737,939	4,196,994	1,359	453	1,475,201	916	759,239	56	12,697	583	91,130	1,675	9,322
None	xxx	xxx	xxx	xxx	xxx	xxx	xxx	xxx	xxx	xxx	xxx	xxx	xxx	xxx	xxx	40	262
1 cow	256	343	256	540	154,801	267,783	48	13	5,121	28	3,166	8	561	119	12,058	237	350
2 cows	196		392		205,005		125	38	31,881	84	19,641	10	1,732	85	12,237	185	456
3 cows	184		552		285,955		170	51	59,942	121	46,264	6	1,239	60	8,529	184	663
4 cows	214	1,080	856	5,644	464,812	2,906,370	204	60	121,741	145	75,137	8	2,849	62	11,303	211	951
5 to 9 cows	674	4,400			2,424,313		656	216	709,875	452	439,964	21	5,382	214	38,100	662	4,543
10 to 14 cows	126	128	1,400	1,527	815,511	851,973	125	58	326,073	71	129,910	3	934	36	7,453	125	1,410
15 to 19 cows	20		322		184,901		20	11	95,119	10	27,676	—	—	5	877	20	353
20 to 29 cows	8	9	172	210	101,341	114,945	8	4	47,954	4	12,096	—	—	1	365	8	178
30 cows and over	3	2	144	70	101,300	55,923	3	2	77,495	1	5,385	—	—	1	208	3	156
Missaukee																	
Total	1,053	964	7,414	6,029	4,896,191	3,904,414	994	52	259,497	956	1,313,356	30	13,070	606	94,768	1,039	7,942
None	xxx	xxx	xxx	xxx	xxx	xxx	xxx	xxx	xxx	xxx	xxx	xxx	xxx	xxx	xxx	13	55
1 cow	74	127	74	195	43,874	108,105	28	2	140	24	3,108	2	300	47	4,737	66	87
2 cows	61		122		71,544		53	—	—	49	14,849	5	734	35	4,368	58	149
3 cows	67		201		127,141		66	2	2,334	65	33,819	3	270	34	4,065	66	240
4 cows	82	705	328	4,155	210,803	2,719,174	82	3	2,907	81	57,195	1	120	46	6,446	81	370
5 to 9 cows	561	5,848			2,551,439		557	20	31,455	545	715,215	14	6,947	334	51,180	553	4,153
10 to 14 cows	162	125	1,824	1,504	1,238,550	961,611	162	12	46,956	154	340,872	4	4,399	98	21,628	157	1,898
15 to 19 cows	27		437		310,633		27	5	54,529	23	76,887	1	300	8	1,763	27	478
20 to 29 cows	13	6	301	129	187,128	82,524	13	5	68,914	10	35,618	—	—	4	581	13	268
30 cows and over	6	1	279	46	175,079	33,000	6	3	52,482	5	35,793	—	—	—	—	5	244
Monroe																	
Total	2,840	2,940	13,121	13,869	7,864,495	8,789,746	1,896	1,477	5,950,956	353	204,362	136	32,119	625	90,984	2,801	13,817
None	xxx	xxx	xxx	xxx	xxx	xxx	xxx	xxx	xxx	xxx	xxx	xxx	xxx	xxx	xxx	57	138
1 cow	681	976	681	1,380	311,021	685,924	101	45	11,670	24	3,644	37	4,611	264	28,595	624	801
2 cows	460		920		407,716		212	117	88,839	73	16,787	36	4,510	170	21,714	450	1,007
3 cows	256		768		380,619		187	104	133,122	70	28,245	26	5,638	66	11,316	252	813
4 cows	265	1,698	1,060	8,932	540,512	5,703,433	257	155	304,965	75	45,110	17	5,836	47	9,284	260	1,100
5 to 9 cows	887	5,743			3,472,104		870	782	2,874,021	92	75,672	14	4,904	62	11,728	869	5,927
10 to 14 cows	212	248	2,370	3,001	1,529,089	2,039,718	210	196	1,355,282	17	32,544	5	2,946	13	4,303	210	2,382
15 to 19 cows	52		862		652,098		52	51	618,679	2	2,360	—	—	—	—	52	892
20 to 29 cows	23	12	507	275	385,538	195,606	23	23	368,000	—	—	—	—	2	570	23	514
30 cows and over	4	5	210	281	187,798	167,065	4	4	176,358	—	—	1	3,674	1	3,674	4	243
Montcalm																	
Total	3,026	3,128	17,973	14,304	10,193,500	8,140,773	2,857	1,601	5,384,323	1,275	1,227,643	49	18,400	290	50,915	3,030	18,920
None	xxx	xxx	xxx	xxx	xxx	xxx	xxx	xxx	xxx	xxx	xxx	xxx	xxx	xxx	xxx	97	384
1 cow	192	744	192	1,225	100,262	673,839	65	28	13,282	27	3,647	12	659	70	7,549	167	266
2 cows	275		550		279,601		240	110	88,908	128	33,738	10	1,921	42	5,176	259	627
3 cows	311		933		504,344		299	153	214,861	145	65,588	6	2,077	29	4,989	299	1,041
4 cows	399	2,194	1,596	10,710	846,074	6,042,329	392	204	376,580	194	119,466	5	1,124	32	3,602	393	1,683
5 to 9 cows	1,455		9,480		5,426,070		1,447	841	2,780,254	653	695,383	12	7,707	93	20,577	1,432	9,772
10 to 14 cows	278	181	3,115	2,144	1,803,484	1,263,960	278	175	1,025,507	114	212,058	4	4,912	19	7,550	270	3,100
15 to 19 cows	88		1,436		847,209		88	68	625,889	27	61,811	—	—	5	1,472	86	1,405
20 to 29 cows	25	8	576	185	328,456	136,645	25	20	229,042	5	27,172	—	—	—	—	25	563
30 to 49 cows	3	1	95	40	58,000	24,000	3	1	30,000	2	8,800	—	—	—	—	2	79
Montmorency																	
Total	411	327	2,019	1,789	1,053,474	1,101,176	327	22	34,706	305	182,255	36	7,911	337	65,599	381	2,168
None	xxx	xxx	xxx	xxx	xxx	xxx	xxx	xxx	xxx	xxx	xxx	xxx	xxx	xxx	xxx	4	12
1 cow	55	76	55	114	25,905	68,278	9	1	100	6	508	4	41	46	5,408	43	65
2 cows	68		136		69,250		40	—	—	36	7,888	6	556	60	9,090	57	184
3 cows	42		126		58,495		35	1	337	32	6,710	5	1,072	36	6,302	39	132
4 cows	49	212	196	1,179	103,951	715,955	48	4	2,375	46	18,149	5	1,451	37	7,561	47	224
5 to 9 cows	159	1,049			558,718		157	12	13,470	150	104,458	10	3,236	125	26,322	155	1,098
10 to 14 cows	30	37	333	439	175,167	277,595	30	2	6,224	28	31,228	5	1,480	26	6,896	28	334
15 to 19 cows	8		124		65,988		8	2	12,200	7	13,334	1	75	7	2,020	8	119
20 to 29 cows	—	1	—	22	—	15,000	—	—	—	—	—	—	—	—	—	—	—
30 to 49 cows	—	1	—	35	—	24,350	—	—	—	—	—	—	—	—	—	—	—

TABLE 19.—COWS MILKED AND MILK PRODUCED, 1939 AND 1929; DAIRY PRODUCTS SOLD AND BUTTER CHURNED, 1939; AND COWS KEPT FOR MILK APR. 1, 1940; BY NUMBER OF COWS MILKED, BY COUNTIES—Continued

(For explanation and definitions, see text)

STATE OR COUNTY AND NUMBER OF COWS MILKED	COWS MILKED				MILK PRODUCED (GALLONS)		DAIRY PRODUCTS SOLD, 1939							BUTTER CHURNED ON FARMS, 1939		COWS KEPT MAINLY FOR MILK PRODUCTION, APR. 1, 1940	
	Farms reporting		Number					Whole milk sold		Cream sold		Butter sold					
	1939	1929	1939	1929	1939	1929	Farms reporting	Farms reporting	Gallons	Farms reporting	Pounds of butterfat	Farms reporting	Pounds	Farms reporting	Pounds	Farms reporting	Number
MICHIGAN—Contd.																	
Muskegon																	
Total	1,380	1,175	7,857	6,560	4,807,549	4,321,294	975	771	3,665,296	195	150,626	72	11,483	376	56,461	1,342	8,254
None	xxx	xxx	xxx	xxx	xxx	xxx	xxx	xxx	xxx	xxx	xxx	xxx	xxx	xxx	xxx	31	113
1 cow	362	319	362	469	181,886	281,145	73	53	10,456	7	684	23	1,382	190	20,102	321	424
2 cows	185		366		168,891		96	53	27,070	27	5,834	32	3,953	111	19,482	189	390
3 cows	98		288		146,795		84	46	51,889	37	11,071	10	1,963	56	7,915	94	332
4 cows	94	679	376	3,716	198,591	2,343,448	87	63	108,003	27	16,000	3	735	12	2,321	91	410
5 to 9 cows	385		2,604		1,557,205		376	307	1,154,437	81	80,741	2	320	17	2,501	377	2,669
10 to 14 cows	166	156	1,900	1,862	1,230,301	1,295,089	165	158	1,111,901	9	17,318	1	250	6	755	165	1,903
15 to 19 cows	47		771		501,832		47	44	441,717	3	10,720	1	2,880	2	3,212	47	810
20 to 29 cows	38	16	859	360	627,279	294,312	38	38	596,068	1	1,000	-----	-------	-----	-------	38	884
30 to 49 cows	9	5	311	153	194,769	107,300	9	9	163,755	3	7,258	-----	-------	2	175	9	299
Newaygo																	
Total	2,119	1,933	11,991	10,064	7,176,109	5,855,477	1,895	524	1,989,766	1,406	1,497,466	33	4,222	399	49,898	2,105	12,724
None	xxx	xxx	xxx	xxx	xxx	xxx	xxx	xxx	xxx	xxx	xxx	xxx	xxx	xxx	xxx	51	182
1 cow	233	424	233	672	107,375	346,952	66	13	5,178	49	8,702	5	657	79	7,736	204	268
2 cows	235		470		240,202		195	39	35,802	152	42,798	12	761	85	9,467	221	513
3 cows	204		612		337,225		196	43	56,230	159	76,758	5	1,018	42	5,661	198	657
4 cows	274	1,322	1,096	7,001	596,934	4,045,887	271	73	143,045	198	128,930	5	1,026	42	5,774	265	1,149
5 to 9 cows	890		5,928		3,596,418		884	245	854,941	663	814,983	5	660	111	14,218	883	6,184
10 to 14 cows	218	179	2,439	2,191	1,511,622	1,376,102	218	78	498,633	148	308,121	1	100	32	5,228	218	2,442
15 to 19 cows	49		790		523,383		49	23	218,411	31	96,487	-----	-------	6	1,534	49	865
20 to 29 cows	11	6	251	134	139,395	56,486	11	7	93,386	4	12,779	-----	-------	2	280	11	282
30 to 49 cows	5	2	172	66	123,555	30,050	5	3	84,140	2	11,908	-----	-------	-----	-------	5	182
Oakland																	
Total	2,336	1,846	16,442	12,240	10,578,273	7,913,895	1,662	1,179	7,956,982	330	218,011	317	130,431	867	232,381	2,317	17,557
None	xxx	xxx	xxx	xxx	xxx	xxx	xxx	xxx	xxx	xxx	xxx	xxx	xxx	xxx	xxx	109	436
1 cow	474	508	474	744	251,750	374,500	90	48	10,445	8	1,335	39	4,367	255	27,156	412	584
2 cows	320		640		323,039		161	78	35,899	34	8,717	64	8,581	181	30,437	307	698
3 cows	209		627		308,934		146	49	46,870	52	21,783	65	14,986	115	28,904	203	698
4 cows	155	917	620	5,139	311,631	3,208,476	123	56	75,632	53	26,284	33	10,811	71	20,861	143	634
5 to 9 cows	577		3,894		2,176,817		544	383	1,342,583	148	97,185	84	59,516	175	83,223	554	4,074
10 to 14 cows	334	363	3,856	4,567	2,584,546	3,106,014	332	304	2,203,150	25	33,381	22	25,144	44	31,214	326	3,993
15 to 19 cows	145		2,383		1,652,380		145	143	1,541,536	4	2,666	6	2,248	12	3,254	142	2,434
20 to 29 cows	82	38	1,818	862	1,314,086	532,977	81	79	1,206,164	2	1,676	3	4,050	13	6,804	81	1,835
30 to 49 cows	27	14	985	484	735,419	303,764	27	26	662,571	2	14,708	1	728	1	728	27	996
50 to 74 cows	8	4	460	236	354,644	151,766	8	8	328,589	1	276	-----	-------	-----	-------	8	507
75 to 99 cows	-------	1	-------	90	----------	115,058	-------	-----	----------	------	----------	-----	-------	-----	-------	------	-------
100 to 199 cows	5	1	685	118	565,027	121,340	5	5	503,543	1	10,000	-----	-------	-----	-------	5	678
Oceana																	
Total	1,577	1,589	8,154	7,003	4,901,581	3,929,159	1,412	139	661,319	1,288	1,221,923	35	12,657	346	54,425	1,550	8,687
None	xxx	xxx	xxx	xxx	xxx	xxx	xxx	xxx	xxx	xxx	xxx	xxx	xxx	xxx	xxx	25	122
1 cow	239	509	239	763	129,155	427,690	111	6	533	98	15,870	11	879	99	11,202	212	303
2 cows	225		450		241,796		196	11	3,643	187	54,611	9	1,325	58	9,136	218	482
3 cows	175		525		293,665		173	7	7,330	167	79,516	2	570	32	3,405	171	562
4 cows	186	982	744	4,942	408,387	2,788,304	182	11	19,798	170	109,163	4	2,772	29	7,369	181	751
5 to 9 cows	562		3,734		2,264,096		560	56	196,907	513	614,665	6	3,685	101	15,235	555	3,908
10 to 14 cows	151	89	1,700	1,058	1,058,799	583,190	151	34	209,701	124	261,234	3	3,428	20	6,806	151	1,787
15 to 19 cows	27		439		270,912		27	5	50,592	24	69,164	-----	-------	6	1,022	25	420
20 to 29 cows	9	6	208	148	152,171	95,175	9	7	123,241	3	9,400	-----	-------	1	250	9	231
30 to 49 cows	3	3	115	92	82,600	54,800	3	2	49,574	2	8,300	-----	-------	-----	-------	3	103
Ogemaw																	
Total	901	875	5,497	5,042	3,050,588	3,019,914	798	212	778,930	597	595,495	26	10,772	453	80,048	890	6,056
None	xxx	xxx	xxx	xxx	xxx	xxx	xxx	xxx	xxx	xxx	xxx	xxx	xxx	xxx	xxx	22	109
1 cow	69	153	69	246	34,489	148,778	19	5	595	10	1,444	5	374	43	4,393	55	87
2 cows	94		188		97,563		60	8	8,515	50	11,589	3	325	58	7,559	89	254
3 cows	83		249		139,706		72	15	20,754	54	25,136	4	1,260	32	4,554	78	276
4 cows	108	599	432	3,306	232,453	1,916,589	104	28	52,182	78	46,527	2	585	47	7,008	106	505
5 to 9 cows	402		2,682		1,456,636		398	108	325,460	302	305,368	5	2,680	199	34,202	398	2,928
10 to 14 cows	117	119	1,320	1,406	821,932	898,819	117	35	231,321	88	186,373	6	5,448	63	19,927	116	1,378
15 to 19 cows	15		251		131,089		15	7	46,288	10	23,738	1	100	7	1,576	15	259
20 cows and over	13	4	306	84	156,720	55,728	13	8	93,815	5	15,320	-----	-------	4	829	11	280
Ontonagon																	
Total	912	895	5,217	5,368	3,000,197	3,342,075	763	433	1,496,795	359	299,679	10	1,820	426	69,704	893	5,644
None	xxx	xxx	xxx	xxx	xxx	xxx	xxx	xxx	xxx	xxx	xxx	xxx	xxx	xxx	xxx	16	47
1 cow	108	156	108	243	59,155	148,627	10	3	825	5	700	2	132	67	7,405	89	125
2 cows	108		216		117,866		68	31	16,741	36	8,082	3	505	56	9,319	100	251
3 cows	90		270		147,574		84	30	38,824	56	20,912	1	20	49	7,435	88	285
4 cows	101	602	404	3,417	235,080	2,086,170	98	42	72,013	57	29,767	2	773	61	9,845	100	441
5 to 9 cows	367		2,460		1,456,359		365	227	754,611	157	156,901	1	40	141	24,216	363	2,601
10 to 14 cows	107	129	1,225	1,527	687,105	998,049	107	76	424,085	38	63,116	1	350	42	9,173	106	1,331
15 to 19 cows	28		456		258,937		28	23	181,196	8	12,335	-----	-------	9	2,207	28	484
20 cows and over	3	8	78	181	38,321	109,229	3	1	13,500	2	7,866	-----	-------	1	104	3	85
Osceola																	
Total	1,645	1,587	10,912	9,663	6,418,301	5,866,390	1,544	262	1,120,910	1,301	1,415,538	28	6,660	456	62,547	1,624	11,889
None	xxx	xxx	xxx	xxx	xxx	xxx	xxx	xxx	xxx	xxx	xxx	xxx	xxx	xxx	xxx	34	111
1 cow	99	222	99	347	52,077	186,479	35	2	275	27	3,322	6	437	45	4,429	86	186
2 cows	132		264		134,032		112	12	12,129	99	22,728	6	482	51	6,474	121	316
3 cows	128		384		204,269		123	18	18,779	110	43,528	1	200	37	4,171	121	417
4 cows	164	1,129	656	6,252	359,048	3,763,029	160	20	41,987	141	81,431	2	504	44	5,509	157	749
5 to 9 cows	813		5,520		3,238,599		808	133	477,228	681	726,990	12	3,737	209	29,603	789	5,864
10 to 14 cows	237	218	2,676	2,636	1,586,482	1,644,898	236	47	254,975	194	386,302	1	1,300	61	10,943	234	2,741
15 to 19 cows	54		876		549,393		54	20	174,169	38	108,226	-----	-------	6	928	54	952
20 to 29 cows	15	15	324	319	205,173	206,062	15	7	76,503	9	35,151	-----	-------	2	290	15	351
30 to 49 cows	3	3	111	109	89,250	65,922	3	3	64,865	2	7,860	-----	-------	1	200	3	122

TABLE 19.—COWS MILKED AND MILK PRODUCED, 1939 AND 1929; DAIRY PRODUCTS SOLD AND BUTTER CHURNED, 1939; AND COWS KEPT FOR MILK APR. 1, 1940; BY NUMBER OF COWS MILKED, BY COUNTIES—Continued

(For explanation and definitions, see text)

STATE OR COUNTY AND NUMBER OF COWS MILKED	COWS MILKED				MILK PRODUCED (GALLONS)		DAIRY PRODUCTS SOLD, 1939							BUTTER CHURNED ON FARMS, 1939		COWS KEPT MAINLY FOR MILK PRODUCTION, APR. 1, 1940	
	Farms reporting		Number					Whole milk sold		Cream sold		Butter sold					
	1939	1929	1939	1929	1939	1929	Farms reporting	Farms reporting	Gallons	Farms reporting	Pounds of butterfat	Farms reporting	Pounds	Farms reporting	Pounds	Farms reporting	Number
MICHIGAN—Contd.																	
Oscoda																	
Total	220	190	1,240	1,148	770,748	775,701	195	37	93,021	174	146,070	7	2,716	109	17,183	212	1,317
None	xxx	xxx	xxx	xxx	xxx	xxx	xxx	xxx	xxx	xxx	xxx	xxx	xxx	xxx	xxx	3	16
1 cow	18	31	18	51	11,727	32,300	5	—	—	5	1,054	—	—	12	1,351	13	23
2 cows	31		62		38,474		27	3	2,225	24	5,145	—	—	17	1,964	28	76
3 cows	24		72		43,812		21	3	3,250	19	7,051	3	410	13	1,638	24	80
4 cows	26	132	104	727	53,913	485,386	24	5	5,152	20	9,149	1	20	11	1,340	24	102
5 to 9 cows	93		633		406,368		90	18	36,873	84	81,118	2	2,130	44	8,482	92	683
10 to 14 cows	22	25	235	315	132,904	210,015	22	7	26,521	17	28,973	1	156	10	1,950	22	239
15 to 19 cows	3		49		30,500		3	—	—	3	7,150	—	—	1	250	3	39
20 to 29 cows	3	1	67	20	53,050	16,000	3	1	19,000	2	6,430	—	—	1	208	3	59
30 to 49 cows	—	1	—	35	—	30,000	—	—	—	—	—	—	—	—	—	—	—
Otsego																	
Total	442	385	2,548	1,972	1,524,759	959,955	397	34	117,151	377	329,844	25	8,076	351	61,480	444	2,791
None	xxx	xxx	xxx	xxx	xxx	xxx	xxx	xxx	xxx	xxx	xxx	xxx	xxx	xxx	xxx	8	24
1 cow	36	62	36	100	21,667	46,485	6	1	23	5	737	—	—	28	3,236	34	65
2 cows	43		86		48,788		33	3	655	31	7,487	2	410	34	5,255	40	102
3 cows	30		90		52,083		27	—	—	26	9,764	1	100	22	1,891	30	108
4 cows	55	294	220	1,507	133,489	692,768	55	1	720	53	30,038	8	1,938	44	7,424	55	241
5 to 9 cows	218		1,411		849,568		216	11	19,091	210	196,552	10	4,537	186	35,532	218	1,528
10 to 14 cows	54	29	594	365	358,299	200,702	54	15	67,612	48	77,740	3	928	35	7,376	53	615
15 cows and over	6		111		60,905		6	3	29,050	4	7,526	1	163	2	766	6	108
Ottawa																	
Total	3,370	3,284	20,076	18,254	12,842,421	12,013,871	2,787	1,955	8,521,425	792	998,028	114	77,751	358	108,800	3,328	20,827
None	xxx	xxx	xxx	xxx	xxx	xxx	xxx	xxx	xxx	xxx	xxx	xxx	xxx	xxx	xxx	39	204
1 cow	560	781	560	1,136	293,495	654,731	134	78	29,873	44	8,071	17	1,623	149	14,133	526	593
2 cows	349		698		368,168		229	137	117,540	71	23,429	26	4,500	79	13,346	336	747
3 cows	230		690		377,933		207	134	186,489	69	38,603	9	3,151	24	5,166	226	742
4 cows	290	2,083	1,160	11,772	694,451	7,590,764	289	197	400,838	87	68,169	11	6,041	20	7,559	285	1,179
5 to 9 cows	1,341		9,041		5,627,448		1,328	932	3,577,783	394	525,598	37	33,806	63	38,123	1,320	9,318
10 to 14 cows	464	395	5,259	4,625	3,579,066	3,276,327	464	356	2,591,498	108	271,893	13	22,030	21	23,421	462	5,339
15 to 19 cows	89		1,452		987,024		89	78	803,785	15	48,672	—	—	1	52	87	1,465
20 to 29 cows	36	19	796	437	599,080	299,347	36	32	515,102	3	13,317	1	6,600	1	7,000	36	793
30 cows and over	11	6	420	284	315,756	212,702	11	11	298,517	1	276	—	—	—	—	11	447
Presque Isle																	
Total	964	835	5,426	4,072	2,801,149	1,975,223	873	49	97,821	780	550,622	148	38,585	866	182,903	962	6,172
None	xxx	xxx	xxx	xxx	xxx	xxx	xxx	xxx	xxx	xxx	xxx	xxx	xxx	xxx	xxx	10	22
1 cow	63	160	63	252	30,183	125,299	18	4	391	10	1,163	6	265	46	3,806	56	81
2 cows	94		188		89,966		71	6	1,413	53	8,784	21	2,539	86	15,183	91	242
3 cows	83		249		119,454		73	8	2,931	60	19,014	16	2,369	72	12,434	83	293
4 cows	130	651	520	3,309	274,818	1,567,500	123	4	3,369	107	49,016	23	4,939	115	22,023	129	620
5 to 9 cows	505		3,333		1,688,765		499	17	15,337	467	349,938	73	21,796	466	105,310	504	3,774
10 to 14 cows	74	44	808	511	422,821	282,424	74	4	13,150	71	98,252	9	6,677	70	22,853	74	858
15 cows and over	15		265		175,142		15	6	61,230	12	24,455	—	—	11	3,294	15	302
Roscommon																	
Total	151	135	752	613	405,390	331,051	120	32	62,217	96	71,464	12	2,861	105	16,800	138	772
None	xxx	xxx	xxx	xxx	xxx	xxx	xxx	xxx	xxx	xxx	xxx	xxx	xxx	xxx	xxx	2	8
1 cow	25	51	25	70	12,422	45,675	7	3	185	3	345	1	100	19	1,582	19	22
2 cows	26		52		29,079		18	4	1,580	12	2,845	2	330	18	2,995	23	55
3 cows	21		63		29,505		17	2	1,540	14	4,220	3	441	13	1,982	18	57
4 cows	20	68	80	349	36,595	191,998	19	3	1,330	17	8,122	1	350	17	2,528	19	78
5 to 9 cows	44		289		160,989		44	12	17,815	37	32,556	4	1,380	27	5,102	43	308
10 to 14 cows	8	16	84	194	43,400	93,378	8	2	560	8	11,196	1	260	6	1,438	7	76
15 to 19 cows	2		30		15,300		2	2	4,235	2	780	—	—	2	580	2	32
20 cows and over	5	—	129	—	78,100	—	5	4	34,972	3	11,400	—	—	3	593	5	136
Saginaw																	
Total	4,267	4,153	25,963	20,786	13,533,131	11,798,072	3,591	2,054	8,449,887	1,521	1,050,680	142	51,474	690	128,867	4,222	25,482
None	xxx	xxx	xxx	xxx	xxx	xxx	xxx	xxx	xxx	xxx	xxx	xxx	xxx	xxx	xxx	80	257
1 cow	525	1,028	525	1,536	233,761	713,917	103	48	12,904	32	4,155	25	2,578	169	15,911	482	688
2 cows	498		996		442,010		338	130	85,670	200	48,680	31	4,098	165	20,948	478	1,180
3 cows	445		1,329		654,594		391	144	176,396	236	89,307	27	6,735	99	19,395	425	1,443
4 cows	495	2,752	1,980	14,507	984,989	8,075,280	474	231	434,259	234	114,944	24	10,072	79	18,817	483	2,075
5 to 9 cows	1,756		11,616		6,424,722		1,736	1,061	3,903,570	695	580,461	28	16,983	146	36,769	1,729	11,959
10 to 14 cows	399	352	4,475	4,165	2,720,866	2,595,092	398	303	2,030,530	103	156,422	5	6,098	25	11,238	396	4,661
15 to 19 cows	92		1,499		1,029,332		92	80	856,955	16	31,391	1	1,360	6	2,241	91	1,525
20 to 29 cows	48	17	1,085	372	739,611	240,542	48	46	676,991	3	10,520	—	—	—	—	47	1,161
30 cows and over	11	4	458	206	325,246	173,241	11	11	272,632	2	4,800	1	3,550	1	3,550	11	533
St. Clair																	
Total	3,390	3,107	22,157	18,504	14,025,054	10,576,251	2,736	1,924	10,173,543	637	485,030	330	123,867	958	240,011	3,406	24,224
None	xxx	xxx	xxx	xxx	xxx	xxx	xxx	xxx	xxx	xxx	xxx	xxx	xxx	xxx	xxx	110	394
1 cow	430	665	430	1,003	222,734	442,889	85	49	16,432	13	1,497	32	2,423	183	18,111	391	594
2 cows	380		760		355,665		189	69	37,480	65	15,953	68	10,037	199	34,482	365	976
3 cows	274		822		427,880		213	80	106,196	89	34,814	57	12,215	129	27,698	264	902
4 cows	271	1,959	1,084	11,141	616,710	6,253,029	243	120	249,672	100	50,280	46	13,672	96	24,619	264	1,186
5 to 9 cows	1,268		8,688		5,468,193		1,243	927	3,905,174	280	227,874	94	47,914	252	85,065	1,250	9,305
10 to 14 cows	552	450	6,210	5,519	4,004,981	3,340,785	548	482	3,321,707	69	94,549	21	19,772	78	31,512	547	6,451
15 to 19 cows	135		2,200		1,570,999		135	122	1,363,036	12	28,106	7	8,724	11	10,394	135	2,396
20 to 29 cows	69	28	1,532	620	1,065,735	402,473	69	65	937,589	7	16,157	4	6,710	9	7,530	69	1,578
30 to 49 cows	8	7	266	221	178,606	137,075	8	7	154,091	1	5,000	1	2,400	1	2,600	8	275
50 to 74 cows	3	—	165	—	115,551	—	3	3	82,166	1	10,800	—	—	—	—	3	167

TABLE 19.—COWS MILKED AND MILK PRODUCED, 1939 AND 1929; DAIRY PRODUCTS SOLD AND BUTTER CHURNED, 1939; AND COWS KEPT FOR MILK APR. 1, 1940; BY NUMBER OF COWS MILKED, BY COUNTIES—Continued

(For explanation and definitions, see text)

STATE OR COUNTY AND NUMBER OF COWS MILKED	COWS MILKED				MILK PRODUCED (GALLONS)		DAIRY PRODUCTS SOLD, 1939							BUTTER CHURNED ON FARMS, 1939		COWS KEPT MAINLY FOR MILK PRODUCTION, APR. 1, 1940	
	Farms reporting		Number					Whole milk sold		Cream sold		Butter sold					
	1939	1929	1939	1929	1939	1929	Farms reporting	Farms reporting	Gallons	Farms reporting	Pounds of butterfat	Farms reporting	Pounds	Farms reporting	Pounds	Farms reporting	Number
MICHIGAN—Contd.																	
St. Joseph																	
Total	1,832	1,873	9,929	7,819	5,911,690	4,510,980	1,671	312	1,304,252	1,592	1,272,120	20	5,542	131	16,717	1,838	10,852
None	xxx	xxx	xxx	xxx	xxx	xxx	xxx	xxx	xxx	xxx	xxx	xxx	xxx	xxx	xxx	78	363
1 cow	169	593	169	918	84,773	493,333	71	3	1,108	67	9,490	2	265	36	3,615	151	206
2 cows	246		492		254,098		211	18	14,562	189	55,982	10	1,706	33	4,510	227	589
3 cows	244		732		427,225		234	22	22,376	213	112,625	4	1,255	12	1,508	237	820
4 cows	247	1,168	988	5,408	557,317	3,099,170	241	26	37,628	214	136,084	2	412	14	1,673	239	1,036
5 to 9 cows	718		4,579		2,697,610		706	144	422,510	577	635,735	2	1,904	28	4,948	702	4,892
10 to 14 cows	142	100	1,626	1,214	988,244	735,403	142	55	319,663	100	197,104	———	———	5	318	138	1,580
15 to 19 cows	39		636		400,921		39	23	169,659	23	69,070	———	———	2	125	39	622
20 to 29 cows	19	11	413	246	267,582	169,771	19	14	142,419	7	41,634	———	———	1	20	19	424
30 cows and over	8	1	294	33	233,920	13,300	8	7	174,327	2	14,396	———	———	———	———	8	320
Sanilac																	
Total	4,290	4,104	33,927	27,501	21,062,778	17,292,752	3,978	2,348	13,740,411	1,715	1,502,980	121	53,926	845	171,906	4,287	37,364
None	xxx	xxx	xxx	xxx	xxx	xxx	xxx	xxx	xxx	xxx	xxx	xxx	xxx	xxx	xxx	80	371
1 cow	225	542	225	856	114,483	487,757	58	19	5,575	33	4,652	7	589	71	8,499	200	342
2 cows	268		536		279,569		192	40	28,736	139	37,092	18	2,246	95	12,283	253	701
3 cows	279		837		478,813		256	83	117,569	166	71,268	19	4,862	82	14,425	269	992
4 cows	353	2,748	1,412	15,926	800,060	9,700,781	339	124	247,622	217	129,987	9	2,211	85	12,994	349	1,653
5 to 9 cows	1,914		13,192		7,714,144		1,888	1,037	3,959,559	889	846,120	51	25,508	375	84,234	1,896	14,453
10 to 14 cows	829	740	9,485	8,953	6,018,245	5,846,076	823	651	4,452,315	218	308,837	11	11,060	108	29,445	821	10,041
15 to 19 cows	259		4,257		2,914,148		259	239	2,500,054	37	60,496	4	3,950	20	6,991	257	4,554
20 to 29 cows	142	67	3,197	1,497	2,183,378	1,076,458	142	135	1,919,133	14	40,836	2	3,500	9	5,035	142	3,317
30 to 49 cows	18	6	584	194	413,938	106,700	18	17	377,848	2	3,692	———	———	———	———	17	640
50 cows and over	3	1	202	75	146,000	75,000	3	3	132,000	———	———	———	———	———	———	3	300
Schoolcraft																	
Total	286	255	1,419	1,441	632,000	920,073	210	96	248,562	123	76,689	12	5,350	156	28,258	267	1,532
None	xxx	xxx	xxx	xxx	xxx	xxx	xxx	xxx	xxx	xxx	xxx	xxx	xxx	xxx	xxx	10	42
1 cow	60	64	60	87	24,185	61,238	11	———	———	10	1,026	1	100	30	3,355	48	79
2 cows	53		106		45,376		34	15	11,660	18	3,683	2	550	37	5,680	48	119
3 cows	33		99		38,097		29	7	5,190	21	6,300	4	750	19	3,603	33	129
4 cows	23	156	92	882	40,937	554,412	21	6	7,113	17	9,763	———	———	8	1,293	20	86
5 to 9 cows	78		509		227,925		76	42	95,122	38	30,523	3	1,070	43	8,210	70	516
10 to 14 cows	26	28	289	317	133,895	196,863	26	16	50,773	15	17,794	1	800	13	2,845	25	301
15 to 19 cows	6		99		40,325		6	5	22,917	2	4,400	———	———	2	204	6	89
20 cows and over	7	7	165	155	81,260	107,560	7	5	55,787	2	3,200	1	2,080	4	3,088	7	171
Shiawassee																	
Total	2,627	2,673	16,329	13,460	10,572,426	7,809,436	2,332	1,466	7,396,905	878	627,994	114	36,227	422	83,623	2,613	17,253
None	xxx	xxx	xxx	xxx	xxx	xxx	xxx	xxx	xxx	xxx	xxx	xxx	xxx	xxx	xxx	70	261
1 cow	272	632	272	962	145,356	497,578	80	22	5,008	50	7,799	10	1,105	100	10,100	248	360
2 cows	265		530		276,863		205	69	56,902	124	34,048	20	3,482	77	12,406	251	607
3 cows	240		720		394,734		222	78	110,328	144	64,348	11	1,996	39	7,283	234	782
4 cows	290	1,801	1,160	9,332	686,714	5,371,907	280	134	292,555	147	95,397	16	4,706	51	9,776	281	1,233
5 to 9 cows	1,095		7,254		4,582,500		1,081	744	3,058,115	350	334,107	46	19,296	124	33,988	1,071	7,555
10 to 14 cows	321	223	3,602	2,725	2,500,920	1,704,548	320	279	2,035,056	54	82,721	9	4,392	24	7,985	317	3,708
15 to 19 cows	95		1,570		1,099,506		95	93	1,019,223	6	3,540	2	1,250	6	1,937	94	1,567
20 to 29 cows	41	14	913	314	655,895	150,328	41	39	597,141	3	6,034	———	———	1	150	39	862
30 cows and over	8	3	308	129	229,940	85,075	8	8	222,577	———	———	———	———	———	———	8	318
Tuscola																	
Total	3,783	3,826	21,994	18,866	13,893,947	11,051,609	3,237	2,090	9,237,387	1,131	856,374	103	45,667	520	110,384	3,760	23,385
None	xxx	xxx	xxx	xxx	xxx	xxx	xxx	xxx	xxx	xxx	xxx	xxx	xxx	xxx	xxx	113	428
1 cow	437	997	437	1,547	222,606	785,360	77	30	8,555	32	3,398	16	713	114	9,451	388	564
2 cows	442		884		493,539		327	127	110,917	184	49,756	25	3,861	114	16,682	406	993
3 cows	381		1,143		621,718		351	159	221,977	178	72,584	19	6,187	75	16,615	372	1,329
4 cows	438	2,478	1,752	12,858	1,001,723	7,363,891	421	218	428,578	201	117,350	10	4,646	67	14,392	430	1,888
5 to 9 cows	1,509		9,989		6,292,590		1,486	1,056	4,172,386	441	439,512	25	13,460	118	30,485	1,485	10,288
10 to 14 cows	412	328	4,624	3,856	3,010,539	2,506,060	411	353	2,423,212	72	111,706	6	6,300	21	9,528	403	4,700
15 to 19 cows	110		1,795		1,306,079		110	98	1,083,842	14	33,118	1	3,500	7	5,190	109	1,820
20 to 29 cows	46	20	1,035	482	674,190	277,635	46	42	576,080	6	15,611	———	———	2	228	46	1,085
30 cows and over	8	3	335	143	270,963	120,663	8	7	201,840	3	13,339	1	7,000	2	7,812	8	308
Van Buren																	
Total	3,118	3,044	12,881	11,124	7,225,404	6,239,509	2,454	1,083	3,213,500	1,422	942,983	55	17,120	588	72,795	3,065	13,973
None	xxx	xxx	xxx	xxx	xxx	xxx	xxx	xxx	xxx	xxx	xxx	xxx	xxx	xxx	xxx	88	251
1 cow	768	1,466	768	2,113	391,790	1,074,961	241	84	29,750	152	20,714	18	1,463	296	27,941	692	885
2 cows	546		1,092		588,768		451	153	137,166	303	87,337	18	2,843	140	16,204	530	1,238
3 cows	397		1,191		643,589		379	138	204,737	246	107,853	7	1,317	57	8,081	379	1,276
4 cows	386	1,417	1,544	6,773	817,854	3,729,785	374	154	290,284	228	134,882	3	2,300	41	5,547	376	1,652
5 to 9 cows	770		4,926		2,774,160		758	401	1,333,856	386	380,021	7	2,232	42	6,887	757	5,227
10 to 14 cows	187	144	2,115	1,787	1,195,867	1,118,543	187	109	677,826	80	144,051	1	1,800	9	2,710	179	2,084
15 to 19 cows	41		659		383,136		41	24	200,808	20	47,903	———	———	1	400	41	689
20 to 29 cows	19	11	416	233	294,555	138,660	19	17	247,428	5	14,132	———	———	1	80	19	415
30 cows and over	4	6	170	218	135,685	177,560	4	3	91,665	2	6,080	1	5,165	1	5,165	4	256

TABLE 19.—COWS MILKED AND MILK PRODUCED, 1939 AND 1929; DAIRY PRODUCTS SOLD AND BUTTER CHURNED, 1939; AND COWS KEPT FOR MILK APR. 1, 1940; BY NUMBER OF COWS MILKED, BY COUNTIES—Continued

(For explanation and definitions, see text)

STATE OR COUNTY AND NUMBER OF COWS MILKED	COWS MILKED				MILK PRODUCED (GALLONS)		DAIRY PRODUCTS SOLD, 1939							BUTTER CHURNED ON FARMS, 1939		COWS KEPT MAINLY FOR MILK PRODUCTION, APR. 1, 1940	
	Farms reporting		Number					Whole milk sold		Cream sold		Butter sold					
	1939	1929	1939	1929	1939	1929	Farms reporting	Farms reporting	Gallons	Farms reporting	Pounds of butterfat	Farms reporting	Pounds	Farms reporting	Pounds	Farms reporting	Number
MICHIGAN—Contd.																	
Washtenaw																	
Total	2,484	2,638	19,591	17,685	11,996,463	11,114,743	2,072	1,582	9,525,172	468	330,918	140	62,285	351	99,378	2,469	20,365
None	xxx	xxx	xxx	xxx	xxx	xxx	xxx	xxx	xxx	xxx	xxx	xxx	xxx	xxx	xxx	63	311
1 cow	286	544	286	792	145,513	426,844	53	29	8,433	11	1,927	15	1,463	66	8,053	262	395
2 cows	234		468		241,016		122	61	47,780	45	15,223	26	4,516	71	12,200	224	547
3 cows	198		588		292,109		169	78	94,055	78	32,088	22	5,986	38	9,044	188	661
4 cows	177	1,543	708	8,742	383,737	5,192,730	165	93	187,237	68	36,406	16	5,094	31	8,868	175	762
5 to 9 cows	895		6,124		3,472,384		870	680	2,453,812	209	171,963	42	33,783	102	45,292	877	6,320
10 to 14 cows	398	473	4,590	5,941	2,857,388	3,972,596	395	368	2,453,930	40	55,383	14	10,158	30	13,250	389	4,677
15 to 19 cows	154		2,548		1,702,084		154	151	1,575,088	5	7,211	2	850	6	1,276	150	2,520
20 to 29 cows	105	59	2,394	1,395	1,580,617	926,269	105	103	1,440,730	9	10,171	2	165	6	845	102	2,305
30 to 49 cows	32	17	1,134	565	751,591	345,804	32	32	711,038	———	———	1	290	1	550	32	1,245
50 to 74 cows	3	———	176	———	163,584	———	3	3	162,369	———	———	———	———	———	———	3	200
75 to 99 cows	1	———	95	———	85,700	———	1	1	85,700	———	———	———	———	———	———	1	95
100 to 199 cows	3	2	480	250	340,760	250,500	3	3	325,000	1	548	———	———	———	———	3	327
Wayne																	
Total	1,859	1,403	8,664	7,230	5,195,967	5,007,560	1,044	905	3,953,627	57	24,838	163	52,237	788	122,718	1,817	9,207
None	xxx	xxx	xxx	xxx	xxx	xxx	xxx	xxx	xxx	xxx	xxx	xxx	xxx	xxx	xxx	61	105
1 cow	668	608	668	864	311,035	325,408	116	97	24,158	2	272	25	1,800	341	26,709	599	762
2 cows	344		688		308,507		154	109	47,175	9	2,132	54	6,647	237	30,791	329	741
3 cows	153		459		202,773		107	81	66,490	13	3,450	27	5,705	89	16,502	146	479
4 cows	115	590	460	3,239	215,897	2,032,500	96	79	106,065	10	4,746	18	6,827	48	11,375	114	494
5 to 9 cows	335		2,230		1,191,189		327	300	954,875	19	11,147	32	9,801	54	14,323	327	2,279
10 to 14 cows	126	180	1,464	2,313	976,512	2,048,545	126	122	899,598	3	2,450	3	5,480	10	6,158	123	1,488
15 to 19 cows	68		1,134		814,377		68	67	755,164	———	———	2	3,732	6	4,365	68	1,145
20 to 29 cows	37	18	831	403	614,920	252,995	37	37	596,004	———	———	———	———	1	250	37	848
30 to 49 cows	7	4	241	149	191,930	122,674	7	7	187,875	———	———	———	———	———	———	7	256
50 to 74 cows	3	1	157	60	142,949	74,479	3	3	125,298	———	———	1	6,651	1	6,651	3	174
75 cows and over	3	2	332	202	225,878	150,959	3	3	190,925	1	641	1	5,594	1	5,594	3	436
Wexford																	
Total	1,022	969	5,418	5,095	3,120,808	2,939,315	904	55	137,063	866	756,005	48	25,356	600	104,164	1,015	5,695
None	xxx	xxx	xxx	xxx	xxx	xxx	xxx	xxx	xxx	xxx	xxx	xxx	xxx	xxx	xxx	20	53
1 cow	125	208	125	328	64,330	183,799	45	3	80	39	3,347	8	400	75	7,588	114	133
2 cows	155		310		154,454		124	4	262	119	26,951	6	844	98	12,008	149	332
3 cows	95		285		151,634		90	4	435	90	37,795	3	67	48	5,426	93	300
4 cows	99	662	396	3,567	225,281	2,042,643	98	7	8,827	92	49,642	4	931	53	8,391	97	409
5 to 9 cows	434		2,810		1,624,212		433	21	50,350	421	415,068	17	7,508	257	43,130	428	2,948
10 to 14 cows	86	97	985	1,153	591,150	672,875	86	8	11,319	81	156,687	9	14,046	54	23,227	86	1,023
15 to 19 cows	22		369		228,275		22	5	42,790	18	50,927	1	1,560	11	3,734	22	374
20 cows and over	6	2	138	47	81,472	40,000	6	3	23,000	6	15,588	———	———	4	660	6	123
MINNESOTA																	
Total	173,367	170,317	1,552,279	1,455,767	866,590,376	825,441,483	161,619	20,634	126,963,958	144,027	209,327,656	1,699	706,678	31,389	5,381,467	173,454	1,699,849
None	xxx	xxx	xxx	xxx	xxx	xxx	xxx	xxx	xxx	xxx	xxx	xxx	xxx	xxx	xxx	3,038	16,219
1 cow	9,334	17,358	9,334	26,981	4,748,082	14,272,177	2,199	638	146,261	1,475	184,918	187	13,139	3,647	346,930	8,498	13,644
2 cows	9,202		18,404		8,917,362		6,249	995	550,726	5,268	1,212,026	284	29,793	3,687	492,811	8,801	22,890
3 cows	7,844		23,532		11,570,846		7,128	786	740,865	6,483	2,386,158	157	23,726	2,604	384,418	7,633	28,727
4 cows	9,720	89,798	38,880	554,572	19,750,853	303,229,061	9,379	955	1,505,308	8,581	4,574,318	148	27,919	2,594	397,566	9,485	45,721
5 to 9 cows	67,456		476,312		252,144,570		66,967	6,341	21,144,505	61,729	54,540,489	574	225,896	12,094	2,077,294	66,694	530,063
10 to 14 cows	45,810	56,928	531,241	724,608	295,471,356	416,481,107	45,700	5,651	35,813,171	40,914	75,316,371	235	195,684	5,175	1,148,143	45,455	566,559
15 to 19 cows	16,403		269,776		157,397,673		16,401	2,962	28,028,413	13,905	38,306,850	76	104,699	1,176	343,460	16,305	284,558
20 to 29 cows	6,595	5,460	147,282	121,239	90,715,354	73,096,952	6,593	1,767	24,528,233	5,111	19,608,559	29	44,455	370	136,007	6,551	152,609
30 to 49 cows	901	702	30,711	23,731	20,470,484	14,972,322	901	446	9,948,093	537	3,013,297	6	22,619	38	31,590	892	31,415
50 to 74 cows	80	56	4,617	3,211	3,516,211	2,258,043	80	69	2,865,804	22	170,547	1	6,000	1	6,000	80	5,076
75 to 99 cows	16	11	1,322	916	1,137,074	763,966	16	16	983,158	2	12,168	2	16,748	2	16,748	16	1,436
100 cows and over	6	4	868	509	750,511	367,855	6	6	709,401	2	1,975	———	———	1	500	6	932
Aitkin																	
Total	2,437	2,109	16,822	13,348	8,917,216	7,728,791	2,238	156	178,817	2,198	2,507,225	28	5,031	867	113,958	2,443	17,984
None	xxx	xxx	xxx	xxx	xxx	xxx	xxx	xxx	xxx	xxx	xxx	xxx	xxx	xxx	xxx	45	141
1 cow	190	375	190	579	97,470	309,512	73	11	660	62	6,826	2	52	101	9,060	184	275
2 cows	227		454		214,452		173	19	5,894	161	34,681	8	995	118	14,764	218	513
3 cows	191		573		281,848		178	18	8,512	174	68,373	2	312	74	10,340	184	677
4 cows	230	1,328	920	7,567	451,162	4,386,553	220	9	3,780	218	119,396	2	356	91	10,536	227	1,037
5 to 9 cows	1,005		6,896		3,645,855		1,000	53	40,242	994	1,039,948	7	898	332	41,072	998	7,479
10 to 14 cows	445	386	5,093	4,727	2,744,908	2,762,070	445	30	54,173	443	805,763	6	2,180	120	21,593	439	5,069
15 to 19 cows	116		1,901		1,000,862		116	11	29,756	114	295,398	1	240	26	5,328	115	1,950
20 to 29 cows	27	17	584	374	349,509	223,500	27	3	25,300	26	98,035	———	———	3	700	27	634
30 cows and over	8	3	211	101	131,150	47,156	6	2	12,500	6	40,805	———	———	2	565	6	209
Anoka																	
Total	1,274	1,279	12,442	10,555	7,412,566	6,517,595	1,121	790	5,475,150	344	435,845	9	7,582	104	20,113	1,283	13,619
None	xxx	xxx	xxx	xxx	xxx	xxx	xxx	xxx	xxx	xxx	xxx	xxx	xxx	xxx	xxx	33	165
1 cow	113	185	113	277	51,507	139,907	26	18	7,276	7	768	2	110	26	2,443	105	150
2 cows	102		204		83,110		58	38	22,354	19	3,659	4	576	33	4,406	98	248
3 cows	43		129		53,863		34	15	13,742	19	7,550	1	416	12	1,763	42	161
4 cows	64	665	256	4,028	120,376	2,365,294	59	33	65,344	28	12,707	———	———	4	375	64	288
5 to 9 cows	392		2,823		1,471,956		384	230	850,910	161	158,059	———	———	18	2,627	389	3,188
10 to 14 cows	315	373	3,674	4,637	2,185,288	2,955,750	315	259	1,733,693	59	92,512	———	———	5	493	309	3,909
15 to 19 cows	152		2,481		1,465,807		152	119	1,095,633	34	88,465	1	2,880	3	3,300	150	2,619
20 to 29 cows	68	44	1,546	1,008	964,076	610,008	68	57	797,133	13	38,341	———	———	1	110	68	1,576
30 to 49 cows	17	6	589	217	464,472	183,425	17	13	343,189	4	33,784	1	3,600	2	4,596	17	628
50 to 74 cows	5	5	307	265	258,651	175,713	5	5	256,561	———	———	———	———	———	———	5	367
75 cows and over	3	1	320	125	293,480	87,500	3	3	289,335	———	———	———	———	———	———	3	320

TABLE 19.—COWS MILKED AND MILK PRODUCED, 1939 AND 1929; DAIRY PRODUCTS SOLD AND BUTTER CHURNED, 1939; AND COWS KEPT FOR MILK APR. 1, 1940; BY NUMBER OF COWS MILKED, BY COUNTIES—Continued

(For explanation and definitions, see text)

STATE OR COUNTY AND NUMBER OF COWS MILKED	COWS MILKED				MILK PRODUCED (GALLONS)		DAIRY PRODUCTS SOLD, 1939						BUTTER CHURNED ON FARMS, 1939		COWS KEPT MAINLY FOR MILK PRODUCTION, APR. 1, 1940	
	Farms reporting		Number					Whole milk sold		Cream sold		Butter sold				
	1939	1929	1939	1929	1939	1929	Farms reporting	Farms reporting	Gallons	Farms reporting	Pounds of butterfat	Farms reporting	Pounds	Farms reporting	Pounds	Farms reporting	Number
MINNESOTA—Con.																	
Becker																	
Total	2,915	2,474	22,168	18,262	11,941,831	10,059,650	2,700	153	431,448	2,597	3,270,833	39	8,917	881	131,540	2,912	24,031
None	xxx	xxx	xxx	xxx	xxx	xxx	xxx	xxx	xxx	xxx	xxx	xxx	xxx	xxx	xxx	44	195
1 cow	183	275	183	439	85,801	234,880	34	5	1,515	28	3,462	1	50	89	8,085	149	243
2 cows	253		466		225,008		170	22	8,031	148	37,781	5	550	114	13,407	224	538
3 cows	163		489		239,094		156	7	1,509	151	57,296	7	853	66	8,002	160	589
4 cows	217	1,555	868	9,416	461,498	5,108,316	210	16	12,647	202	110,523	3	300	81	12,519	215	958
5 to 9 cows	1,276		8,899		4,731,176		1,269	48	115,509	1,241	1,329,664	16	2,474	334	49,463	1,265	9,729
10 to 14 cows	665	611	7,668	7,576	4,241,715	4,236,765	663	35	138,129	642	1,206,438	4	800	147	25,036	659	7,951
15 to 19 cows	145		2,397		1,280,599		145	13	77,687	135	348,601	3	3,890	35	11,227	145	2,540
20 to 29 cows	47	32	1,010	710	546,110	375,876	47	3	28,730	45	152,409	-----	-------	15	3,801	47	1,080
30 to 49 cows	6	3	208	121	130,830	103,813	6	4	49,691	5	24,659	-----	-------	------	--------	6	228
Beltrami																	
Total	2,021	1,545	11,558	8,795	6,000,293	5,209,627	1,695	191	359,765	1,603	1,442,827	42	4,455	1,169	173,524	2,012	11,861
None	xxx	xxx	xxx	xxx	xxx	xxx	xxx	xxx	xxx	xxx	xxx	xxx	xxx	xxx	xxx	48	126
1 cow	257	315	257	480	130,549	274,433	45	15	1,945	27	5,194	9	705	145	13,088	236	335
2 cows	239		478		235,698		155	18	3,250	141	29,585	7	198	174	23,571	234	548
3 cows	221		663		314,167		205	14	5,855	196	61,103	10	920	153	21,285	215	747
4 cows	192	1,004	768	5,497	369,876	3,240,620	185	15	3,571	179	87,464	6	661	114	16,291	185	787
5 to 9 cows	811		5,430		2,783,283		804	68	60,517	783	724,524	4	795	449	72,621	797	5,482
10 to 14 cows	226	217	2,571	2,601	1,360,924	1,577,491	226	32	74,095	213	364,165	4	926	109	21,466	223	2,540
15 to 19 cows	53		872		485,212		53	16	101,870	46	105,165	1	200	20	3,626	52	783
20 to 29 cows	19	7	429	149	261,747	82,310	19	10	64,759	16	60,627	1	50	5	1,576	19	443
30 to 49 cows	3	2	90	68	60,837	54,773	3	3	43,923	2	5,000	-----	-------	------	--------	3	70
Benton																	
Total	1,500	1,503	16,534	14,535	8,715,749	7,631,248	1,459	54	263,553	1,435	2,468,355	-----	-------	108	10,343	1,495	17,738
None	xxx	xxx	xxx	xxx	xxx	xxx	xxx	xxx	xxx	xxx	xxx	xxx	xxx	xxx	xxx	17	104
1 cow	36	84	36	129	14,706	69,302	6	3	310	3	221	-----	-------	8	359	30	53
2 cows	31		62		27,954		27	2	193	26	6,084	-----	-------	7	427	31	85
3 cows	21		63		25,293		18	-----	----------	18	6,714	-----	-------	1	104	21	86
4 cows	45	717	180	4,656	82,460	2,452,865	43	1	370	43	22,874	-----	-------	7	173	43	253
5 to 9 cows	482		3,536		1,807,806		481	16	29,142	475	514,186	-----	-------	30	2,212	476	4,039
10 to 14 cows	543	623	6,322	7,961	3,256,368	4,113,697	542	14	37,865	539	940,317	-----	-------	37	4,018	539	6,734
15 to 19 cows	243		4,014		2,183,866		243	10	81,848	237	619,661	-----	-------	12	2,232	241	4,168
20 to 29 cows	90	73	2,022	1,601	1,182,496	896,284	90	5	72,300	87	332,125	-----	-------	4	645	88	1,950
30 cows and over	9	6	299	188	134,800	99,100	9	3	41,525	7	26,173	-----	-------	2	173	9	266
Big Stone																	
Total	995	1,034	7,149	7,745	3,649,443	3,916,043	937	83	262,205	881	855,215	14	4,271	372	60,381	985	8,032
None	xxx	xxx	xxx	xxx	xxx	xxx	xxx	xxx	xxx	xxx	xxx	xxx	xxx	xxx	xxx	7	32
1 cow	48	105	48	163	20,488	84,619	13	2	570	11	979	-----	-------	15	1,087	45	78
2 cows	50		100		51,648		35	3	819	33	10,012	1	104	19	1,738	48	132
3 cows	54		162		85,332		51	3	3,735	48	16,963	1	100	25	3,467	54	221
4 cows	75	643	300	3,847	163,276	1,906,355	72	3	7,490	70	37,660	1	680	25	3,103	72	397
5 to 9 cows	543		3,691		1,858,099		543	38	73,320	516	447,655	10	3,287	214	36,164	539	4,155
10 to 14 cows	178	268	2,023	3,280	1,015,168	1,645,873	178	25	88,709	164	246,666	1	100	65	12,735	176	2,160
15 to 19 cows	33		543		297,780		33	4	17,975	31	71,331	-----	-------	8	1,727	32	553
20 cows and over	12	18	282	455	157,652	279,196	12	5	69,587	8	23,969	-----	-------	1	340	12	304
Blue Earth																	
Total	2,727	2,925	23,776	24,332	13,397,880	13,777,968	2,581	156	760,340	2,463	3,730,581	4	1,395	68	9,491	2,763	26,182
None	xxx	xxx	xxx	xxx	xxx	xxx	xxx	xxx	xxx	xxx	xxx	xxx	xxx	xxx	xxx	79	554
1 cow	112	287	112	453	56,141	219,995	29	3	383	25	4,251	1	20	16	1,648	98	163
2 cows	118		236		103,796		81	2	1,195	80	20,846	-----	-------	14	1,471	114	300
3 cows	113		339		168,208		106	7	3,162	103	43,534	-----	-------	8	750	111	423
4 cows	154	1,606	616	10,235	313,066	5,672,388	150	10	18,245	142	83,678	1	100	5	484	151	773
5 to 9 cows	1,180		8,385		4,609,636		1,169	56	175,155	1,125	1,307,543	-----	-------	16	1,660	1,166	9,252
10 to 14 cows	753	956	8,718	11,908	4,950,085	6,852,574	750	41	243,689	719	1,409,858	1	600	6	1,788	747	9,110
15 to 19 cows	214		3,491		2,047,867		214	24	205,304	194	555,228	-----	-------	2	1,020	214	3,700
20 to 29 cows	77	70	1,674	1,545	1,009,640	927,261	76	11	74,207	70	276,843	1	675	1	675	77	1,688
30 to 49 cows	6	6	205	191	139,441	105,750	6	2	41,000	5	28,800	-----	-------	------	--------	6	219
Brown																	
Total	1,936	1,983	18,573	17,491	9,518,745	9,353,500	1,819	38	239,562	1,795	2,735,200	8	2,671	55	8,559	1,932	20,861
None	xxx	xxx	xxx	xxx	xxx	xxx	xxx	xxx	xxx	xxx	xxx	xxx	xxx	xxx	xxx	30	172
1 cow	82	155	82	230	41,085	106,780	12	1	175	11	1,009	-----	-------	14	885	71	138
2 cows	58		116		49,315		31	1	40	30	7,501	2	216	10	1,202	54	143
3 cows	42		126		52,932		34	-----	----------	33	11,448	1	200	4	510	42	199
4 cows	107	1,036	428	6,691	192,049	3,530,259	101	4	7,827	98	51,981	-----	-------	3	470	104	494
5 to 9 cows	710		5,066		2,467,602		706	6	20,340	701	719,417	5	2,255	12	3,129	705	5,919
10 to 14 cows	634	732	7,329	9,224	3,820,303	5,003,286	632	13	53,090	627	1,130,418	-----	-------	11	2,165	627	8,064
15 to 19 cows	232		3,790		2,015,477		232	5	51,530	229	579,028	-----	-------	1	200	231	4,050
20 cows and over	71	60	1,636	1,346	879,984	713,195	71	8	106,560	66	234,418	-----	-------	------	--------	70	1,682
Carlton																	
Total	2,016	1,806	13,909	11,293	8,012,367	7,567,371	1,765	552	2,703,062	1,275	1,578,314	23	3,797	676	98,791	2,008	14,908
None	xxx	xxx	xxx	xxx	xxx	xxx	xxx	xxx	xxx	xxx	xxx	xxx	xxx	xxx	xxx	35	140
1 cow	199	261	199	395	96,121	246,765	37	12	926	22	1,779	6	644	109	9,835	184	257
2 cows	212		424		200,800		141	28	15,815	109	25,992	9	691	116	16,156	204	485
3 cows	137		411		204,282		131	19	20,492	116	47,108	-----	-------	53	6,080	131	482
4 cows	170	1,248	680	7,058	351,816	4,844,340	165	33	65,220	137	81,819	1	60	60	8,429	167	774
5 to 9 cows	838		5,800		3,284,750		831	272	1,013,679	587	708,413	7	2,402	200	29,832	829	6,178
10 to 14 cows	317	279	3,593	3,392	2,124,794	2,178,902	317	116	721,658	222	447,040	-----	-------	101	20,001	316	3,682
15 to 19 cows	95		1,540		943,651		95	37	319,422	65	194,830	-----	-------	31	6,862	94	1,594
20 to 29 cows	42	15	960	330	612,862	227,544	42	30	405,374	16	61,333	-----	-------	6	1,596	42	989
30 to 49 cows	3	2	112	68	75,291	50,570	3	3	70,176	------	----------	-----	-------	------	--------	3	121
50 to 74 cows	3	1	190	50	118,000	19,350	3	2	70,300	1	10,000	-----	-------	------	--------	3	224

TABLE 19.—COWS MILKED AND MILK PRODUCED, 1939 AND 1929; DAIRY PRODUCTS SOLD AND BUTTER CHURNED, 1939; AND COWS KEPT FOR MILK APR. 1, 1940; BY NUMBER OF COWS MILKED, BY COUNTIES—Continued

(For explanation and definitions, see text)

STATE OR COUNTY AND NUMBER OF COWS MILKED	COWS MILKED				MILK PRODUCED (GALLONS)		DAIRY PRODUCTS SOLD, 1939						BUTTER CHURNED ON FARMS, 1939		COWS KEPT MAINLY FOR MILK PRODUCTION, APR. 1, 1940	
	Farms reporting		Number					Whole milk sold		Cream sold		Butter sold				
	1939	1929	1939	1929	1939	1929	Farms reporting	Farms reporting	Gallons	Farms reporting	Pounds of butterfat	Farms reporting	Pounds	Farms reporting	Pounds	Farms reporting	Number
MINNESOTA—Con.																	
Carver																	
Total	1,911	1,977	26,873	24,912	17,070,810	16,759,518	1,884	851	6,765,864	1,088	3,185,703	5	11,623	14	14,535	1,911	29,086
None	xxx	xxx	xxx	xxx	xxx	xxx	xxx	xxx	xxx	xxx	xxx	xxx	xxx	xxx	xxx	15	153
1 cow	28	104	28	158	14,787	90,150	12	9	2,512	3	582	-----	-----	1	100	28	52
2 cows	37		74		55,453		32	18	15,823	14	3,858	-----	-----	1	75	35	79
3 cows	24		72		35,984		22	13	14,178	9	4,583	-----	-----	2	280	24	95
4 cows	58	456	152	3,110	74,624	2,053,979	36	20	33,893	16	9,219	1	20	2	750	36	187
5 to 9 cows	286		2,139		1,192,362		286	150	524,228	158	201,826	1	450	1	825	283	2,428
10 to 14 cows	688	1,178	8,354	15,828	5,238,695	10,705,197	686	288	2,013,581	407	999,354	3	11,153	6	12,140	686	9,071
15 to 19 cows	465		7,717		4,905,297		465	193	1,873,705	288	958,739	-----	-----	-----	-----	464	8,363
20 to 29 cows	302	216	6,761	4,868	4,434,219	3,256,484	302	117	1,605,165	191	872,948	-----	-----	1	365	300	6,956
30 to 49 cows	40	27	1,519	895	901,627	618,824	40	20	457,729	22	134,594	-----	-----	-----	-----	39	1,364
50 cows and over	3	1	257	55	237,782	36,884	3	3	225,250	-----	-----	-----	-----	-----	-----	3	318
Cass																	
Total	2,021	1,691	15,282	10,718	6,900,647	6,675,751	1,710	166	247,073	1,626	1,727,854	51	8,397	646	88,700	2,011	14,355
None	xxx	xxx	xxx	xxx	xxx	xxx	xxx	xxx	xxx	xxx	xxx	xxx	xxx	xxx	xxx	73	329
1 cow	266	368	266	564	127,258	325,075	61	19	1,790	36	4,447	15	767	117	11,054	234	342
2 cows	212		424		206,125		139	21	1,961	118	25,544	11	716	111	13,548	201	474
3 cows	166		498		224,220		145	19	5,382	135	42,519	8	1,019	78	10,861	159	564
4 cows	152	998	608	5,679	276,760	3,436,058	144	13	6,849	135	59,558	4	660	64	9,260	143	621
5 to 9 cows	778		5,515		2,701,215		774	50	27,848	763	712,006	12	4,100	195	29,333	760	5,680
10 to 14 cows	321	290	3,705	3,624	2,016,171	2,321,778	321	28	40,392	319	544,742	2	1,115	61	11,331	317	3,851
15 to 19 cows	82		1,356		724,469		82	8	35,462	80	193,184	1	20	10	1,349	81	1,383
20 to 29 cows	35	29	782	658	392,177	448,320	35	5	24,602	33	108,568	-----	-----	7	1,184	34	747
30 cows and over	9	6	330	191	232,254	144,520	9	3	102,787	7	37,286	-----	-----	3	780	9	364
Chippewa																	
Total	1,592	1,654	12,046	11,682	6,275,538	5,746,565	1,512	45	177,924	1,493	1,575,884	11	2,537	341	55,632	1,606	13,202
None	xxx	xxx	xxx	xxx	xxx	xxx	xxx	xxx	xxx	xxx	xxx	xxx	xxx	xxx	xxx	34	182
1 cow	69	165	69	259	35,697	115,513	16	1	913	14	1,522	1	50	17	2,301	66	132
2 cows	60		120		54,684		47	1	3	46	10,227	1	100	14	1,205	59	146
3 cows	69		207		106,518		64	2	345	64	22,083	-----	-----	16	2,840	66	260
4 cows	106	1,064	424	6,312	220,740	3,044,574	99	4	4,975	96	51,393	-----	-----	20	2,645	104	519
5 to 9 cows	881		6,088		3,086,148		879	14	14,980	875	798,768	7	1,187	197	30,725	871	6,658
10 to 14 cows	330	385	3,722	4,617	1,973,584	2,307,252	330	12	54,138	326	511,192	1	800	61	12,354	329	3,890
15 to 19 cows	60		985		571,945		60	7	58,570	56	132,046	-----	-----	13	2,954	60	1,013
20 to 29 cows	17	21	431	464	224,222	268,226	17	4	44,000	16	48,753	1	400	3	628	17	402
30 to 49 cows	-----	1	-----	30	-----	11,000	-----	-----	-----	-----	-----	-----	-----	-----	-----	-----	-----
Chisago																	
Total	1,827	1,913	18,707	18,297	11,530,110	11,294,165	1,754	714	3,309,579	1,115	2,263,203	7	2,029	70	9,811	1,809	19,962
None	xxx	xxx	xxx	xxx	xxx	xxx	xxx	xxx	xxx	xxx	xxx	xxx	xxx	xxx	xxx	16	103
1 cow	64	150	64	230	35,690	117,671	20	9	2,828	10	1,435	1	50	19	1,400	56	91
2 cows	60		120		63,208		42	14	11,290	29	7,471	-----	-----	11	1,558	57	155
3 cows	47		141		69,589		40	14	15,765	27	11,239	1	25	6	690	44	173
4 cows	66	856	264	5,480	140,067	3,149,196	66	36	65,608	30	18,764	-----	-----	-----	-----	65	311
5 to 9 cows	640		4,610		2,670,701		638	304	989,237	557	444,265	2	1,284	21	2,855	630	5,053
10 to 14 cows	609	828	7,165	10,792	4,483,369	6,858,297	607	220	1,174,181	419	916,783	2	590	11	2,843	603	7,570
15 to 19 cows	233		3,879		2,516,277		233	89	717,864	157	511,410	1	80	1	100	231	3,989
20 to 29 cows	101	71	2,251	1,543	1,424,784	1,025,641	101	25	282,881	81	333,684	-----	-----	1	365	101	2,303
30 to 49 cows	7	8	233	252	126,405	145,360	7	3	51,925	5	18,152	-----	-----	-----	-----	6	214
Clay																	
Total	1,868	1,885	14,134	13,111	7,257,785	6,211,333	1,710	170	1,116,906	1,570	1,509,241	69	13,855	807	159,786	1,878	15,681
None	xxx	xxx	xxx	xxx	xxx	xxx	xxx	xxx	xxx	xxx	xxx	xxx	xxx	xxx	xxx	36	155
1 cow	106	268	106	432	48,613	184,025	21	6	2,167	15	1,515	2	25	45	4,126	100	219
2 cows	123		246		104,109		76	6	2,457	65	12,444	7	448	59	8,675	117	310
3 cows	95		285		143,196		81	5	9,330	75	22,727	8	724	53	9,496	94	360
4 cows	141	1,207	564	7,135	287,454	3,194,010	137	5	7,570	130	55,897	9	1,308	84	15,024	139	733
5 to 9 cows	914		6,275		5,038,301		907	42	85,379	881	740,266	34	9,195	404	83,551	907	6,954
10 to 14 cows	355	368	4,012	4,528	2,074,789	2,264,221	354	46	230,752	318	490,666	5	475	126	28,580	352	4,136
15 to 19 cows	91		1,501		797,285		91	30	249,178	69	141,662	4	1,680	27	8,348	90	1,577
20 to 29 cows	31	35	690	793	434,095	448,127	31	19	276,750	15	36,249	-----	-----	8	1,886	31	762
30 cows and over	12	7	455	223	309,965	120,950	12	11	253,523	2	7,815	-----	-----	1	300	12	475
Clearwater																	
Total	1,508	1,290	10,028	8,641	5,581,524	5,194,759	1,355	43	53,909	1,334	1,460,316	21	6,804	650	108,397	1,491	10,790
None	xxx	xxx	xxx	xxx	xxx	xxx	xxx	xxx	xxx	xxx	xxx	xxx	xxx	xxx	xxx	22	62
1 cow	116	179	116	277	60,456	145,695	26	3	138	22	2,231	2	203	69	6,420	104	190
2 cows	134		268		124,175		95	10	3,505	90	16,942	7	704	85	11,570	129	336
3 cows	108		324		151,059		99	3	1,223	97	34,421	1	25	46	6,587	101	367
4 cows	124	842	496	4,895	258,024	2,884,474	121	1	45	121	64,109	-----	-----	53	7,763	119	590
5 to 9 cows	710		4,901		2,682,478		698	15	10,724	691	723,514	7	3,501	265	45,725	701	5,241
10 to 14 cows	255	255	2,887	3,141	1,679,673	1,948,086	255	8	14,986	252	458,506	3	2,351	115	25,104	254	2,961
15 to 19 cows	53		856		507,676		53	2	9,800	53	136,828	-----	-----	15	4,618	53	890
20 to 29 cows	8	12	180	286	97,983	188,973	8	1	13,688	8	23,965	1	40	2	610	8	153
30 to 49 cows	-----	2	-----	62	-----	47,551	-----	-----	-----	-----	-----	-----	-----	-----	-----	-----	-----
Cook																	
Total	90	89	338	321	189,178	202,325	65	38	52,719	43	20,071	20	2,793	73	12,864	84	325
None	xxx	xxx	xxx	xxx	xxx	xxx	xxx	xxx	xxx	xxx	xxx	xxx	xxx	xxx	xxx	3	3
1 cow	24	47	24	74	13,796	40,298	6	4	495	1	24	2	140	17	2,028	20	24
2 cows	19		38		21,386		12	6	2,183	7	1,540	5	330	18	2,540	16	32
3 cows	14		42		23,618		14	8	1,755	8	1,931	6	360	13	2,981	13	36
4 cows	10	36	40	165	24,262	108,215	10	4	2,696	8	3,434	3	1,327	8	2,787	10	43
5 to 9 cows	17		101		51,422		17	11	13,410	14	7,822	4	636	14	2,228	16	94
10 to 14 cows	2	6	20	82	9,894	53,810	2	1	2,250	1	1,500	-----	-----	1	190	2	21
15 cows and over	4		75		45,000		4	4	29,950	4	3,820	-----	-----	2	110	4	72

TABLE 19.—COWS MILKED AND MILK PRODUCED, 1939 AND 1929; DAIRY PRODUCTS SOLD AND BUTTER CHURNED, 1939; AND COWS KEPT FOR MILK APR. 1, 1940; BY NUMBER OF COWS MILKED, BY COUNTIES—Continued

(For explanation and definitions, see text)

STATE OR COUNTY AND NUMBER OF COWS MILKED	COWS MILKED				MILK PRODUCED (GALLONS)		DAIRY PRODUCTS SOLD, 1939						BUTTER CHURNED ON FARMS, 1939		COWS KEPT MAINLY FOR MILK PRODUCTION, APR. 1, 1940	
	Farms reporting		Number					Whole milk sold		Cream sold		Butter sold				
	1939	1929	1939	1929	1939	1929	Farms reporting	Farms reporting	Gallons	Farms reporting	Pounds of butterfat	Farms reporting	Pounds	Farms reporting	Pounds	Farms reporting	Number
MINNESOTA—Con.																	
Cottonwood																	
Total	1,826	1,877	13,875	14,435	7,020,775	7,365,696	1,711	38	119,833	1,693	1,901,923	8	3,114	306	42,471	1,835	15,292
None	xxx	xxx	xxx	xxx	xxx	xxx	xxx	xxx	xxx	xxx	xxx	xxx	xxx	xxx	xxx	38	174
1 cow	95	177	95	285	51,764	147,071	26	2	91	25	3,088	1	50	23	1,949	78	166
2 cows	70		140		61,790		50	3	530	49	10,775	———	———	21	2,404	69	211
3 cows	85		255		119,790		80	4	1,531	79	28,350	1	75	14	1,172	84	314
4 cows	119	1,170	476	7,325	231,585	3,754,315	112	4	4,155	109	58,567	———	———	29	3,721	119	575
5 to 9 cows	943		6,504		3,247,335		932	13	32,634	923	897,271	5	2,806	143	20,872	934	7,195
10 to 14 cows	426	505	4,799	6,194	2,449,153	3,107,875	423	4	21,200	423	679,723	1	183	62	10,084	425	5,045
15 to 19 cows	62		983		474,348		62	4	26,360	60	126,482	———	———	9	1,227	62	1,009
20 to 29 cows	22	21	490	448	293,910	230,886	22	2	6,432	22	81,807	———	———	5	1,042	22	468
30 to 49 cows	4	2	133	65	91,100	30,444	4	2	26,900	3	15,850	———	———	———	———	4	135
50 to 74 cows	———	2	———	120	———	95,105	———	———	———	———	———	———	———	———	———	———	———
Crow Wing																	
Total	1,618	1,371	10,162	8,693	5,520,678	4,703,819	1,225	227	645,981	1,108	1,216,356	25	3,376	593	81,080	1,627	11,293
None	xxx	xxx	xxx	xxx	xxx	xxx	xxx	xxx	xxx	xxx	xxx	xxx	xxx	xxx	xxx	44	161
1 cow	294	340	294	516	145,302	271,720	33	14	1,857	19	2,093	5	251	135	12,815	277	427
2 cows	215		430		205,675		121	40	14,279	88	16,633	5	354	113	14,614	210	546
3 cows	142		426		209,044		111	16	8,647	98	33,467	4	660	64	10,080	137	472
4 cows	138	739	552	4,111	307,562	2,186,994	132	26	34,062	119	58,741	4	1,065	58	9,536	134	614
5 to 9 cows	468		3,186		1,655,363		468	66	82,033	448	406,877	5	824	156	22,827	467	3,592
10 to 14 cows	235	270	2,707	3,443	1,497,257	1,885,867	234	27	82,214	227	403,062	2	222	48	7,877	232	2,903
15 to 19 cows	76		1,276		710,242		76	17	75,891	71	173,500	———	———	12	1,832	76	1,322
20 to 29 cows	41	16	923	370	549,208	196,688	41	13	162,798	33	105,849	———	———	6	1,349	41	943
30 cows and over	9	6	368	253	241,025	162,550	9	8	184,200	5	16,134	———	———	1	150	9	313
Dakota																	
Total	1,953	2,040	20,773	18,459	14,165,846	12,703,955	1,761	1,266	11,054,447	537	687,088	11	3,488	131	20,565	1,971	23,165
None	xxx	xxx	xxx	xxx	xxx	xxx	xxx	xxx	xxx	xxx	xxx	xxx	xxx	xxx	xxx	34	156
1 cow	140	256	140	361	72,690	198,542	14	8	1,139	4	513	2	124	32	3,098	136	163
2 cows	96		192		95,881		44	26	21,462	17	5,420	1	200	24	3,168	93	234
3 cows	59		177		99,450		54	20	31,980	35	13,564	———	———	9	1,016	59	202
4 cows	56	978	224	6,189	121,936	3,946,519	55	28	65,814	29	13,012	———	———	3	150	55	293
5 to 9 cows	633		4,556		2,796,081		628	375	1,718,053	262	264,192	4	2,071	40	8,566	630	5,361
10 to 14 cows	536	683	6,300	8,711	4,267,679	6,108,942	533	416	3,300,418	132	233,733	4	1,093	18	3,474	532	7,023
15 to 19 cows	250		4,114		2,946,532		250	223	2,537,509	37	84,287	———	———	4	853	249	4,368
20 to 29 cows	125	94	2,799	2,127	2,079,487	1,636,536	125	115	1,824,832	15	44,625	———	———	1	260	125	2,946
30 to 49 cows	48	27	1,683	936	1,220,568	700,586	48	45	1,103,048	5	27,240	———	———	———	———	48	1,729
50 to 74 cows	10	1	588	55	465,542	52,830	10	10	450,192	1	502	———	———	———	———	10	690
75 to 99 cows	———	1	———	80	———	60,000	———	———	———	———	———	———	———	———	———	———	———
Dodge																	
Total	1,665	1,625	20,754	18,346	12,981,880	10,635,061	1,607	670	6,292,342	966	1,890,394	2	968	95	15,320	1,673	22,645
None	xxx	xxx	xxx	xxx	xxx	xxx	xxx	xxx	xxx	xxx	xxx	xxx	xxx	xxx	xxx	34	270
1 cow	52	114	52	169	23,075	79,071	11	6	2,229	5	461	———	———	9	779	43	127
2 cows	42		84		46,384		33	24	25,356	9	2,743	———	———	3	218	40	103
3 cows	32		96		55,164		32	21	31,970	12	5,248	———	———	3	220	31	132
4 cows	44	586	176	3,832	86,889	2,097,935	41	17	30,125	25	14,371	———	———	2	80	43	223
5 to 9 cows	410		3,008		1,724,053		405	138	582,475	276	314,196	———	———	26	3,779	404	3,425
10 to 14 cows	525	721	6,205	9,480	3,737,521	5,370,525	525	170	1,293,612	364	700,811	1	168	30	5,517	521	6,691
15 to 19 cows	340		5,673		3,602,430		340	153	1,715,535	195	543,191	1	800	19	4,047	338	6,015
20 to 29 cows	184	181	4,194	4,079	2,791,596	2,561,013	184	116	1,895,850	69	254,072	———	———	3	680	183	4,332
30 cows and over	36	23	1,266	786	914,768	526,517	36	25	715,190	11	55,301	———	———	———	———	36	1,327
Douglas																	
Total	2,451	2,478	23,655	22,510	13,198,378	13,250,874	2,368	72	271,798	2,335	3,969,277	9	1,721	204	32,352	2,468	25,668
None	xxx	xxx	xxx	xxx	xxx	xxx	xxx	xxx	xxx	xxx	xxx	xxx	xxx	xxx	xxx	42	286
1 cow	76	215	76	350	34,529	186,169	29	4	147	26	2,977	1	60	20	1,908	70	100
2 cows	91		182		83,895		72	6	3,190	68	15,005	1	125	21	2,574	87	218
3 cows	80		240		125,045		76	9	4,644	73	28,732	———	———	18	2,689	79	306
4 cows	106	1,174	424	7,392	210,121	4,226,622	101	4	5,889	98	54,817	———	———	14	2,065	105	494
5 to 9 cows	969		7,037		3,743,382		964	25	36,739	958	1,133,706	4	922	79	11,924	962	7,826
10 to 14 cows	764	1,004	8,961	12,783	5,058,489	7,603,216	761	14	72,354	754	1,513,977	1	519	39	8,661	762	9,532
15 to 19 cows	270		4,441		2,609,181		270	4	16,865	268	831,797	2	95	12	2,191	267	4,571
20 to 29 cows	83	79	1,835	1,767	1,057,186	1,076,057	83	2	12,900	82	342,826	———	———	1	300	82	1,786
30 cows and over	12	6	459	218	276,550	158,810	12	4	119,070	8	45,440	———	———	———	———	12	549
Faribault																	
Total	2,284	2,352	19,669	20,290	10,960,992	11,774,078	2,117	188	709,194	1,949	3,064,708	20	14,289	62	24,216	2,305	22,786
None	xxx	xxx	xxx	xxx	xxx	xxx	xxx	xxx	xxx	xxx	xxx	xxx	xxx	xxx	xxx	64	364
1 cow	113	187	113	293	64,473	166,974	13	3	455	8	1,940	2	130	11	1,498	93	212
2 cows	126		252		128,790		81	12	4,804	71	19,879	4	705	13	1,808	122	439
3 cows	80		240		134,756		75	6	6,073	68	35,018	1	200	2	304	77	326
4 cows	117	1,291	468	8,180	261,003	4,685,686	113	8	11,566	106	72,331	———	———	4	380	112	571
5 to 9 cows	984		6,976		3,755,310		974	77	230,403	898	1,066,709	8	7,326	22	9,562	976	8,138
10 to 14 cows	616	801	7,135	10,060	3,926,211	5,831,548	613	57	240,301	564	1,092,782	4	4,608	9	9,264	614	7,853
15 to 19 cows	183		2,981		1,745,883		183	16	114,567	175	509,521	———	———	———	———	183	3,331
20 to 29 cows	59	64	1,315	1,399	832,688	872,505	59	6	54,850	55	246,909	1	1,320	1	1,400	58	1,360
30 to 49 cows	6	7	189	238	111,878	141,065	6	3	46,175	4	19,619	———	———	———	———	6	192
50 to 74 cows	———	2	———	120	———	78,300	———	———	———	———	———	———	———	———	———	———	———

TABLE 19.—COWS MILKED AND MILK PRODUCED, 1939 AND 1929; DAIRY PRODUCTS SOLD AND BUTTER CHURNED, 1939; AND COWS KEPT FOR MILK APR. 1, 1940; BY NUMBER OF COWS MILKED, BY COUNTIES—Continued

(For explanation and definitions, see text)

STATE OR COUNTY AND NUMBER OF COWS MILKED	COWS MILKED				MILK PRODUCED (GALLONS)		DAIRY PRODUCTS SOLD, 1939						BUTTER CHURNED ON FARMS, 1939		COWS KEPT MAINLY FOR MILK PRODUCTION, APR. 1, 1940	
	Farms reporting		Number					Whole milk sold		Cream sold		Butter sold				
	1939	1929	1939	1929	1939	1929	Farms reporting	Farms reporting	Gallons	Farms reporting	Pounds of butterfat	Farms reporting	Pounds	Farms reporting	Pounds	Farms reporting	Number
MINNESOTA—Con.																	
Fillmore																	
Total	2,957	3,071	28,867	28,570	14,127,540	13,580,415	2,861	143	670,695	2,751	3,760,237	31	21,498	416	76,269	2,975	32,153
None	xxx	xxx	xxx	xxx	xxx	xxx	xxx	xxx	xxx	xxx	xxx	xxx	xxx	xxx	xxx	58	449
1 cow	66	233	66	370	35,049	161,716	20	3	510	17	1,859	-----	-------	24	2,276	58	105
2 cows	116		232		109,244		90	8	7,804	80	17,565	5	934	30	4,178	109	325
3 cows	105		315		146,588		97	9	8,643	90	30,796	-----	-------	30	3,842	102	396
4 cows	110	1,437	440	9,233	215,732	4,219,721	108	5	6,614	105	52,221	2	540	22	2,936	106	506
5 to 9 cows	1,129		8,160		3,971,483		1,120	44	113,534	1,085	1,043,390	12	7,991	154	28,404	1,117	9,339
10 to 14 cows	973	1,283	11,351	16,259	5,446,734	7,778,855	968	29	110,584	946	1,505,933	10	7,626	116	24,126	968	12,339
15 to 19 cows	324		5,270		2,611,505		324	22	134,391	308	715,897	2	4,407	28	8,604	324	5,630
20 to 29 cows	124	104	2,698	2,273	1,391,535	1,177,796	124	19	227,165	112	349,632	-----	-------	12	1,903	123	2,732
30 to 49 cows	10	14	335	435	201,670	242,327	10	4	61,450	8	42,944	-----	-------	-------	-------	10	332
Freeborn																	
Total	2,779	2,712	34,649	30,649	19,566,582	18,026,715	2,648	65	420,842	2,583	5,871,054	22	14,241	87	23,727	2,768	37,398
None	xxx	xxx	xxx	xxx	xxx	xxx	xxx	xxx	xxx	xxx	xxx	xxx	xxx	xxx	xxx	27	212
1 cow	126	212	126	291	60,603	160,351	28	9	1,119	12	1,572	7	415	35	3,386	111	184
2 cows	59		118		48,974		39	3	460	35	7,964	1	200	15	2,161	56	157
3 cows	51		153		72,487		48	4	2,085	45	19,168	-----	-------	1	250	50	202
4 cows	62	829	248	5,496	123,568	3,257,061	60	2	2,530	57	34,401	2	1,100	3	1,250	61	308
5 to 9 cows	605		4,386		2,352,628		599	11	34,276	590	696,991	2	414	9	1,522	597	4,981
10 to 14 cows	895	1,416	10,735	19,016	6,021,084	11,171,861	893	10	65,868	884	1,857,840	4	2,075	9	2,959	890	11,549
15 to 19 cows	612		10,166		5,807,942		612	11	80,563	605	1,757,253	4	2,537	8	3,298	610	10,875
20 to 29 cows	332	235	7,484	5,187	4,303,087	3,097,514	332	9	137,450	323	1,296,757	1	200	5	1,069	331	7,715
30 cows and over	37	20	1,233	659	776,209	339,928	37	6	96,491	32	199,108	1	7,300	2	7,832	35	1,215
Goodhue																	
Total	2,828	2,919	33,808	32,508	21,331,823	19,284,347	2,723	860	6,895,980	1,919	3,865,112	11	16,413	110	32,252	2,802	36,719
None	xxx	xxx	xxx	xxx	xxx	xxx	xxx	xxx	xxx	xxx	xxx	xxx	xxx	xxx	xxx	27	201
1 cow	84	179	84	294	39,815	169,004	31	6	2,788	25	3,338	-----	-------	13	1,345	70	97
2 cows	92		184		83,482		63	16	12,409	45	11,832	2	258	13	2,147	84	226
3 cows	61		183		78,653		58	13	13,281	43	17,625	2	335	4	662	57	208
4 cows	92	1,077	368	6,894	204,420	3,855,280	87	22	44,577	67	42,571	-----	-------	4	1,086	84	419
5 to 9 cows	734		5,350		3,017,088		725	188	708,386	548	616,310	2	1,861	25	5,431	725	5,922
10 to 14 cows	879	1,380	10,380	18,609	6,472,861	11,247,330	875	266	1,758,129	633	1,242,374	-----	-------	29	4,177	876	11,320
15 to 19 cows	549		9,149		5,976,554		549	195	1,916,501	367	1,098,731	4	8,119	15	10,309	542	9,752
20 to 29 cows	298	254	6,693	5,700	4,508,179	3,427,615	298	132	1,896,411	173	717,759	1	5,840	6	6,855	298	7,054
30 cows and over	39	29	1,417	1,011	950,771	585,118	39	22	543,498	18	114,572	-----	-------	1	240	39	1,520
Grant																	
Total	1,262	1,288	11,278	11,246	6,112,999	6,650,297	1,211	19	47,610	1,203	1,735,931	12	5,835	248	48,512	1,264	12,349
None	xxx	xxx	xxx	xxx	xxx	xxx	xxx	xxx	xxx	xxx	xxx	xxx	xxx	xxx	xxx	28	168
1 cow	37	91	37	153	16,386	74,680	7	-----	----------	7	845	-----	-------	4	443	32	63
2 cows	41		82		41,075		28	-----	----------	27	6,779	1	50	11	1,930	40	128
3 cows	37		111		52,360		30	2	1,200	29	11,094	1	100	12	2,250	37	168
4 cows	48	708	192	4,596	95,406	2,635,935	47	3	2,375	46	25,408	-----	-------	12	1,342	46	238
5 to 9 cows	583		4,197		2,241,276		583	2	1,155	582	648,373	6	961	122	19,572	571	4,722
10 to 14 cows	396	457	4,529	5,756	2,474,764	3,512,502	396	10	25,480	393	699,664	1	100	67	14,575	391	4,780
15 to 19 cows	88		1,411		771,498		88	1	12,600	87	222,010	2	4,000	16	7,316	87	1,388
20 to 29 cows	32	28	719	611	420,234	354,905	32	1	4,800	32	121,758	1	624	4	1,084	32	694
30 to 49 cows	-------	4	-------	130	----------	72,275	-------	-------	----------	-------	----------	-------	-------	-------	-------	-------	-------
Hennepin																	
Total	2,880	3,145	25,474	25,191	18,754,069	17,714,119	2,358	2,070	16,041,292	300	457,004	41	13,699	340	49,418	2,856	27,517
None	xxx	xxx	xxx	xxx	xxx	xxx	xxx	xxx	xxx	xxx	xxx	xxx	xxx	xxx	xxx	59	286
1 cow	507	726	507	983	269,445	571,855	93	73	16,308	11	1,270	18	1,096	226	22,016	474	559
2 cows	208		416		207,566		126	88	59,586	32	7,968	13	1,843	69	10,998	197	464
3 cows	101		303		166,233		86	65	91,302	25	9,745	-----	-------	15	1,761	95	394
4 cows	126	1,309	504	7,612	293,025	5,185,953	122	90	186,745	34	20,019	-----	-------	7	1,230	120	565
5 to 9 cows	761		5,438		3,812,744		756	678	3,226,044	86	104,995	5	2,085	16	3,637	745	5,921
10 to 14 cows	657	939	7,643	12,111	5,783,324	8,595,674	655	595	5,040,567	64	147,992	2	5,389	3	6,489	650	8,250
15 to 19 cows	315		5,178		3,961,540		315	281	3,438,692	37	117,998	1	500	2	501	313	5,402
20 to 29 cows	150	138	3,399	3,082	2,650,196	2,287,105	150	146	2,515,927	6	19,520	1	227	1	227	149	3,520
30 to 49 cows	48	25	1,675	872	1,322,444	644,769	48	47	1,229,585	4	9,773	1	2,559	1	2,559	47	1,712
50 to 74 cows	7	7	411	439	287,552	338,763	7	7	236,536	1	17,724	-----	-------	-------	-------	7	444
75 to 99 cows	-------	1	-------	92	----------	90,000	-------	-------	----------	-------	----------	-------	-------	-------	-------	-------	-------
Houston																	
Total	1,695	1,829	18,263	18,006	9,281,819	8,844,556	1,637	63	243,906	1,594	2,384,979	8	1,606	389	56,229	1,693	19,990
None	xxx	xxx	xxx	xxx	xxx	xxx	xxx	xxx	xxx	xxx	xxx	xxx	xxx	xxx	xxx	35	233
1 cow	35	111	35	177	18,653	84,685	8	-----	----------	7	883	1	50	16	1,405	31	55
2 cows	46		92		42,531		28	1	75	28	5,964	-----	-------	13	1,430	44	113
3 cows	43		129		64,671		39	6	7,772	33	11,181	-----	-------	11	1,139	42	171
4 cows	53	814	212	5,444	86,122	2,635,780	50	2	1,673	49	21,185	-----	-------	20	1,890	52	286
5 to 9 cows	521		3,770		1,815,910		516	21	37,697	503	461,385	4	545	112	14,413	511	4,200
10 to 14 cows	850	828	7,632	10,551	3,791,886	5,205,359	649	18	61,607	639	994,757	3	1,011	153	24,890	639	8,266
15 to 19 cows	257		4,234		2,205,781		257	8	64,885	250	583,192	-----	-------	52	9,407	251	4,404
20 to 29 cows	81	65	1,818	1,452	1,047,019	747,116	81	6	52,312	77	259,693	-----	-------	11	1,447	79	1,896
30 to 49 cows	9	10	341	332	209,246	155,125	9	1	17,885	8	46,741	-----	-------	1	208	9	366
50 to 74 cows	-------	1	-------	50	----------	16,491	-------	-------	----------	-------	----------	-------	-------	-------	-------	-------	-------

TABLE 19.—COWS MILKED AND MILK PRODUCED, 1939 AND 1929; DAIRY PRODUCTS SOLD AND BUTTER CHURNED, 1939; AND COWS KEPT FOR MILK APR. 1, 1940; BY NUMBER OF COWS MILKED, BY COUNTIES—Continued

(For explanation and definitions, see text)

STATE OR COUNTY AND NUMBER OF COWS MILKED	COWS MILKED				MILK PRODUCED (GALLONS)		DAIRY PRODUCTS SOLD, 1939						BUTTER CHURNED ON FARMS, 1939		COWS KEPT MAINLY FOR MILK PRODUCTION, APR. 1, 1940	
	Farms reporting		Number					Whole milk sold		Cream sold		Butter sold				
	1939	1929	1939	1929	1939	1929	Farms reporting	Farms reporting	Gallons	Farms reporting	Pounds of butterfat	Farms reporting	Pounds	Farms reporting	Pounds	Farms reporting	Number
MINNESOTA—Con.																	
Hubbard																	
Total	1,227	1,149	6,945	5,965	3,840,413	3,427,671	1,086	73	149,690	1,051	1,025,448	17	1,345	488	65,050	1,232	7,226
None	xxx	xxx	xxx	xxx	xxx	xxx	xxx	xxx	xxx	xxx	xxx	xxx	xxx	xxx	xxx	31	110
1 cow	139	264	139	402	78,314	220,990	42	8	1,870	34	4,606	2	30	78	9,261	131	157
2 cows	143		286		147,340		113	8	3,400	102	24,578	8	675	74	10,639	141	327
3 cows	129		387		209,387		125	4	2,492	123	51,774	-----	-------	57	6,448	125	434
4 cows	150	763	600	4,055	322,852	2,267,273	142	6	1,241	141	85,109	3	324	64	7,844	147	646
5 to 9 cows	493		3,343		1,871,008		491	21	26,194	485	537,768	4	316	165	22,930	488	3,474
10 to 14 cows	138	118	1,559	1,420	861,297	892,180	138	16	37,693	135	241,082	-----	-------	41	6,198	134	1,479
15 to 19 cows	26		429		223,873		26	6	22,860	25	58,594	-----	-------	6	900	26	381
20 to 29 cows	9	4	202	88	126,342	47,228	9	4	53,940	6	21,937	-----	-------	3	830	9	218
Isanti																	
Total	1,696	1,856	13,581	14,134	7,174,698	7,943,016	1,616	522	1,903,471	1,158	1,442,045	1	30	67	8,317	1,702	14,818
None	xxx	xxx	xxx	xxx	xxx	xxx	xxx	xxx	xxx	xxx	xxx	xxx	xxx	xxx	xxx	27	167
1 cow	57	155	57	257	24,293	139,593	11	5	1,382	5	275	1	30	12	1,026	52	80
2 cows	71		142		66,764		49	20	16,557	30	7,304	-----	-------	11	1,375	69	209
3 cows	81		243		101,849		76	25	27,901	52	17,465	-----	-------	2	218	79	269
4 cows	106	1,166	424	7,050	194,425	3,737,879	104	32	48,662	74	35,346	-----	-------	6	672	106	476
5 to 9 cows	871		6,146		3,125,169		867	282	868,566	618	616,558	-----	-------	24	2,958	861	6,729
10 to 14 cows	398	507	4,539	6,214	2,471,448	3,674,839	397	127	658,517	290	509,254	-----	-------	10	1,710	396	4,782
15 to 19 cows	86		1,411		812,616		86	22	155,693	70	188,520	-----	-------	2	358	86	1,469
20 to 29 cows	23	27	510	575	303,134	366,205	23	9	126,193	16	50,603	-----	-------	-------	-------	23	525
30 to 49 cows	3	1	109	38	75,000	24,500	3	-----	----------	3	16,720	-----	-------	-------	-------	3	112
Itasca																	
Total	2,270	1,640	10,813	7,847	6,054,274	4,862,131	1,767	248	690,396	1,592	1,278,011	50	6,108	1,142	167,389	2,237	11,435
None	xxx	xxx	xxx	xxx	xxx	xxx	xxx	xxx	xxx	xxx	xxx	xxx	xxx	xxx	xxx	40	108
1 cow	417	486	417	757	227,314	471,873	64	25	4,339	35	3,911	8	531	252	24,319	387	538
2 cows	385		770		392,693		267	35	15,387	230	47,292	18	1,196	236	32,655	369	861
3 cows	275		825		413,361		256	19	9,380	258	76,708	7	1,416	153	23,831	270	936
4 cows	228	1,010	912	5,215	493,687	3,140,207	219	27	27,474	202	99,709	8	1,270	106	18,605	224	998
5 to 9 cows	730		4,785		2,736,256		727	83	174,554	682	671,592	7	1,462	311	52,397	716	4,910
10 to 14 cows	176	133	1,987	1,583	1,081,596	1,045,092	175	29	134,957	160	266,367	-----	-------	65	11,545	173	1,948
15 to 19 cows	35		572		359,146		35	14	123,628	28	72,595	-----	-------	11	2,240	35	531
20 to 29 cows	24	8	545	195	350,221	142,923	24	16	200,677	17	39,837	2	233	8	1,797	23	605
30 to 49 cows	-------	3	------	97	----------	62,036	------	-----	----------	-----	----------	-----	-------	-------	-------	------	-------
Jackson																	
Total	2,096	2,137	16,978	17,483	8,585,481	8,993,398	1,949	54	150,629	1,907	2,239,377	30	13,329	196	41,084	2,105	18,577
None	xxx	xxx	xxx	xxx	xxx	xxx	xxx	xxx	xxx	xxx	xxx	xxx	xxx	xxx	xxx	48	227
1 cow	97	166	97	265	50,538	125,796	23	5	1,947	18	2,082	-----	-------	22	2,283	93	173
2 cows	89		178		87,001		44	1	352	44	12,841	1	50	13	2,004	84	222
3 cows	76		228		101,563		64	1	1,000	61	20,595	2	516	16	2,363	73	314
4 cows	129	1,259	516	8,090	270,759	4,005,927	124	6	5,056	118	64,046	3	860	16	2,889	127	627
5 to 9 cows	1,006		7,032		3,478,213		996	21	35,857	977	920,901	18	5,510	83	17,522	995	7,852
10 to 14 cows	553	677	6,319	8,330	3,150,700	4,356,938	552	12	32,287	546	822,797	6	6,393	40	13,111	540	6,554
15 to 19 cows	107		1,719		918,488		107	4	34,020	105	252,689	-----	-------	5	612	107	1,748
20 to 29 cows	35	33	753	723	429,819	465,037	35	3	18,310	35	116,442	-----	-------	1	300	34	731
30 to 49 cows	4	2	136	75	98,400	39,700	4	1	21,800	3	26,984	-----	-------	-------	-------	4	129
Kanabec																	
Total	1,548	1,443	14,003	12,726	7,552,373	7,375,190	1,488	99	376,968	1,422	2,131,010	5	1,042	127	15,261	1,565	14,906
None	xxx	xxx	xxx	xxx	xxx	xxx	xxx	xxx	xxx	xxx	xxx	xxx	xxx	xxx	xxx	42	236
1 cow	64	91	64	134	29,025	61,968	21	3	360	18	1,863	-----	-------	18	1,524	56	110
2 cows	53		106		42,846		45	-----	----------	45	8,712	1	90	15	1,373	52	131
3 cows	60		180		89,475		54	8	8,460	47	21,391	-----	-------	9	1,235	58	217
4 cows	85	797	340	5,116	155,744	2,901,313	83	5	8,720	78	39,198	1	630	17	2,496	81	394
5 to 9 cows	635		4,567		2,403,458		634	42	102,913	610	692,006	2	102	35	3,822	628	4,893
10 to 14 cows	466	508	5,372	6,380	2,908,592	3,798,040	466	24	115,612	449	840,297	1	220	29	4,061	466	5,527
15 to 19 cows	145		2,397		1,339,841		145	12	80,140	139	375,000	-----	-------	1	312	143	2,400
20 to 29 cows	34	44	778	984	470,562	567,069	34	5	60,763	30	119,778	-----	-------	2	360	34	861
30 to 49 cows	6	2	199	62	112,830	16,800	6	-----	----------	6	32,765	-----	-------	1	78	5	137
50 to 74 cows	-------	1	-------	50	----------	30,000	------	-----	----------	-----	----------	-----	-------	------	-------	------	-------
Kandiyohi																	
Total	2,439	2,458	22,598	21,009	12,040,384	10,527,597	2,327	78	413,969	2,288	3,418,633	17	11,843	335	62,433	2,455	25,125
None	xxx	xxx	xxx	xxx	xxx	xxx	xxx	xxx	xxx	xxx	xxx	xxx	xxx	xxx	xxx	49	281
1 cow	78	214	78	345	41,126	165,358	18	3	950	13	1,463	2	170	23	2,233	75	116
2 cows	87		174		85,565		59	4	1,287	55	14,131	1	130	28	4,026	81	221
3 cows	94		282		139,171		82	3	2,250	79	31,393	2	580	21	2,920	91	367
4 cows	117	1,331	468	8,418	219,620	4,105,404	113	2	1,512	110	57,421	1	72	20	2,335	115	587
5 to 9 cows	1,012		7,235		3,657,042		1,006	21	40,747	998	1,046,377	7	6,890	139	27,323	1,004	8,339
10 to 14 cows	716	848	8,262	10,653	4,405,688	5,416,900	714	19	67,309	708	1,287,086	3	1,601	80	15,408	708	8,816
15 to 19 cows	244		3,983		2,219,611		244	12	73,844	241	650,860	1	2,400	19	7,004	242	4,274
20 to 29 cows	84	57	1,846	1,282	1,086,961	661,665	84	10	117,911	80	308,709	-----	-------	5	1,184	83	1,857
30 cows and over	7	8	270	311	185,600	178,270	7	4	108,179	4	21,193	-----	-------	-------	-------	7	265
Kittson																	
Total	1,294	1,242	9,239	8,797	5,257,645	4,760,706	1,198	44	93,421	1,183	1,314,792	17	3,095	828	155,430	1,288	9,975
None	xxx	xxx	xxx	xxx	xxx	xxx	xxx	xxx	xxx	xxx	xxx	xxx	xxx	xxx	xxx	20	85
1 cow	69	142	69	230	39,265	129,837	17	3	790	14	1,683	-----	-------	33	2,828	61	108
2 cows	73		146		78,279		46	3	1,755	42	9,710	2	400	42	6,317	67	203
3 cows	87		261		156,847		79	3	1,670	77	30,382	-----	-------	51	8,600	86	342
4 cows	114	800	456	4,777	271,780	2,588,590	109	5	5,600	107	61,818	4	730	69	10,920	109	506
5 to 9 cows	653		4,475		2,507,732		650	15	12,097	647	636,254	9	1,700	444	82,791	649	4,778
10 to 14 cows	229	283	2,600	3,381	1,456,985	1,841,106	228	9	23,643	227	379,145	2	265	145	33,253	227	2,633
15 to 19 cows	57		923		516,153		57	3	15,060	57	141,733	-----	-------	36	8,128	57	960
20 to 29 cows	9	14	210	317	159,904	155,673	9	2	18,900	9	39,842	-----	-------	7	2,318	9	261
30 to 49 cows	3	3	99	92	70,700	45,500	3	1	13,906	3	14,225	-----	-------	1	275	3	101

TABLE 19.—COWS MILKED AND MILK PRODUCED, 1939 AND 1929; DAIRY PRODUCTS SOLD AND BUTTER CHURNED, 1939; AND COWS KEPT FOR MILK APR. 1, 1940; BY NUMBER OF COWS MILKED, BY COUNTIES—Continued

(For explanation and definitions, see text)

STATE OR COUNTY AND NUMBER OF COWS MILKED	COWS MILKED				MILK PRODUCED (GALLONS)		DAIRY PRODUCTS SOLD, 1939							BUTTER CHURNED ON FARMS, 1939		COWS KEPT MAINLY FOR MILK PRODUCTION, APR. 1, 1940	
	Farms reporting		Number					Whole milk sold		Cream sold		Butter sold					
	1939	1929	1939	1929	1939	1929	Farms reporting	Farms reporting	Gallons	Farms reporting	Pounds of butterfat	Farms reporting	Pounds	Farms reporting	Pounds	Farms reporting	Number
MINNESOTA—Con.																	
Koochiching																	
Total	997	769	4,684	3,358	2,710,224	1,933,474	779	112	233,364	688	500,228	42	5,388	520	75,736	966	5,034
None	xxx	xxx	xxx	xxx	xxx	xxx	xxx	xxx	xxx	xxx	xxx	xxx	xxx	xxx	xxx	24	88
1 cow	174	269	174	413	101,588	226,618	33	9	3,460	17	2,909	7	409	94	9,604	156	227
2 cows	153		306		162,215		93	15	3,412	72	14,813	15	1,397	92	12,710	140	360
3 cows	118		354		198,163		107	13	8,815	97	30,028	5	699	59	8,256	112	389
4 cows	94	448	376	2,222	210,789	1,243,403	91	8	9,227	87	42,593	3	290	47	7,069	90	377
5 to 9 cows	377		2,433		1,400,255		374	50	103,053	341	284,969	11	2,501	201	32,720	364	2,573
10 to 14 cows	65	47	750	568	434,749	360,423	65	11	40,072	62	100,704	1	92	23	4,325	64	761
15 to 19 cows	10		164		118,790		10	1	10,000	9	18,412	----	----	4	1,052	10	155
20 to 29 cows	6	4	127	95	83,675	50,689	6	5	55,325	3	5,800	----	----	----	----	6	104
30 to 49 cows	----	----	----	----	----	----	----	----	----	----	----	----	----	----	----	----	----
50 to 74 cows	----	1	----	60	----	52,341	----	----	----	----	----	----	----	----	----	----	----
Lac qui Parle																	
Total	1,902	1,989	13,860	14,303	6,493,136	7,488,007	1,798	43	132,208	1,761	1,694,072	26	8,838	448	85,320	1,938	15,749
None	xxx	xxx	xxx	xxx	xxx	xxx	xxx	xxx	xxx	xxx	xxx	xxx	xxx	xxx	xxx	55	272
1 cow	69	170	69	275	35,627	140,656	17	1	75	15	1,822	1	30	22	2,111	62	113
2 cows	99		198		93,386		69	2	1,040	66	15,256	1	150	17	2,077	97	318
3 cows	100		300		139,912		91	1	30	90	30,123	1	420	32	5,126	100	418
4 cows	131	1,353	524	8,186	248,132	4,136,606	126	4	10,412	122	57,655	1	300	35	5,181	130	645
5 to 9 cows	1,056		7,256		3,303,129		1,048	20	44,833	1,030	857,356	16	6,017	268	53,479	1,050	8,165
10 to 14 cows	366	448	4,095	5,373	1,964,538	2,946,038	366	10	36,045	360	536,222	5	1,821	65	14,587	364	4,523
15 to 19 cows	65		1,049		514,000		65	3	8,273	64	147,273	1	100	7	2,294	64	1,097
20 to 29 cows	16	15	369	349	194,412	211,427	16	2	31,500	14	48,365	----	----	2	465	16	398
30 to 49 cows	----	2	----	70	----	33,280	----	----	----	----	----	----	----	----	----	----	----
50 to 74 cows	----	1	----	50	----	20,000	----	----	----	----	----	----	----	----	----	----	----
Lake																	
Total	274	273	914	975	481,211	582,251	166	70	156,255	110	46,274	11	2,398	192	30,280	268	916
None	xxx	xxx	xxx	xxx	xxx	xxx	xxx	xxx	xxx	xxx	xxx	xxx	xxx	xxx	xxx	6	9
1 cow	69	109	69	180	34,912	105,794	11	6	1,419	5	540	1	100	53	6,187	63	72
2 cows	89		178		76,290		49	19	4,834	32	6,336	4	266	67	9,792	88	202
3 cows	38		114		52,239		31	13	8,595	24	6,888	----	----	27	4,362	37	115
4 cows	20	154	80	666	43,043	397,682	18	5	2,783	13	7,003	2	1,000	16	3,892	19	73
5 to 9 cows	44		274		146,760		43	13	28,707	34	22,657	4	1,032	26	5,773	42	261
10 to 14 cows	8	10	97	129	62,272	78,775	8	8	55,357	1	600	----	----	3	274	8	97
15 cows and over	6		102		65,695		6	6	54,560	1	2,250	----	----	----	----	5	87
Lake of the Woods																	
Total	629	469	3,179	2,114	1,651,011	1,231,871	514	35	52,970	480	372,073	51	9,535	404	67,981	619	3,434
None	xxx	xxx	xxx	xxx	xxx	xxx	xxx	xxx	xxx	xxx	xxx	xxx	xxx	xxx	xxx	12	46
1 cow	100	155	100	236	50,248	132,336	15	2	1,500	7	669	7	651	77	8,053	90	135
2 cows	71		142		69,612		47	7	1,099	38	8,180	10	1,259	49	7,397	67	161
3 cows	75		225		106,120		69	3	410	63	19,144	7	850	49	7,559	74	274
4 cows	63	276	252	1,436	129,474	808,158	63	3	96	61	30,910	7	930	44	6,714	62	275
5 to 9 cows	258		1,678		865,269		258	11	11,580	251	208,241	19	4,845	156	29,087	252	1,752
10 to 14 cows	50	38	565	442	294,345	291,377	50	7	15,685	49	74,990	1	1,000	23	7,426	50	569
15 cows and over	12		217		135,943		12	2	22,600	11	29,939	----	----	6	1,745	12	224
Le Sueur																	
Total	1,941	2,052	16,639	16,889	8,269,310	9,607,497	1,869	67	213,159	1,828	2,403,906	12	7,772	193	30,196	1,947	18,779
None	xxx	xxx	xxx	xxx	xxx	xxx	xxx	xxx	xxx	xxx	xxx	xxx	xxx	xxx	xxx	30	152
1 cow	62	148	62	231	31,401	116,007	17	2	282	15	2,680	1	100	13	964	60	110
2 cows	69		138		62,058		54	7	2,220	47	11,838	3	316	17	1,940	65	191
3 cows	68		204		81,891		58	----	----	58	21,937	----	----	12	1,668	67	308
4 cows	88	1,181	352	7,595	169,085	4,205,183	87	3	1,177	85	50,282	----	----	12	1,169	85	438
5 to 9 cows	912		6,442		3,191,196		911	33	73,946	894	916,150	2	200	87	9,729	902	7,239
10 to 14 cows	575	664	6,508	8,174	3,184,822	4,750,217	575	13	48,602	570	959,417	3	876	45	7,333	571	7,209
15 to 19 cows	134		2,167		1,115,691		134	6	31,532	129	322,147	3	6,280	6	7,220	134	2,362
20 to 29 cows	29	37	627	815	358,182	482,490	29	1	20,000	28	106,113	----	----	1	173	29	629
30 to 49 cows	4	2	139	74	74,984	53,600	4	2	35,400	2	13,342	----	----	----	----	4	141
Lincoln																	
Total	1,441	1,517	11,783	12,948	6,007,008	7,443,633	1,373	27	99,532	1,352	1,674,301	10	2,943	183	24,889	1,438	13,023
None	xxx	xxx	xxx	xxx	xxx	xxx	xxx	xxx	xxx	xxx	xxx	xxx	xxx	xxx	xxx	20	94
1 cow	49	110	49	180	26,379	101,633	11	1	200	10	1,762	----	----	10	596	43	97
2 cows	63		126		65,616		47	4	1,291	43	11,312	3	212	7	728	60	202
3 cows	49		147		81,235		47	1	460	46	18,069	----	----	2	200	48	216
4 cows	69	836	276	5,257	146,276	2,975,978	66	2	2,192	64	32,540	----	----	6	887	69	348
5 to 9 cows	746		5,230		2,580,136		738	7	13,253	732	694,051	4	1,156	111	13,784	737	5,769
10 to 14 cows	363	540	4,128	6,799	2,080,029	3,900,554	363	6	43,622	359	610,936	2	1,425	43	7,998	359	4,330
15 to 19 cows	77		1,255		718,849		77	3	18,538	76	217,865	1	150	4	636	77	1,335
20 cows and over	25	31	572	712	308,488	465,468	24	3	19,976	22	87,766	----	----	----	----	25	652
Lyon																	
Total	1,792	1,890	13,220	14,373	6,937,491	7,189,030	1,678	66	360,847	1,631	1,645,283	13	4,125	316	59,705	1,810	14,938
None	xxx	xxx	xxx	xxx	xxx	xxx	xxx	xxx	xxx	xxx	xxx	xxx	xxx	xxx	xxx	57	269
1 cow	104	183	104	282	49,660	140,074	36	5	1,431	30	3,472	1	26	33	2,342	89	152
2 cows	83		166		76,642		66	1	49	64	14,045	1	25	16	2,672	77	233
3 cows	96		288		140,743		85	3	3,004	83	27,177	1	78	24	4,238	95	375
4 cows	127	1,191	508	7,328	243,793	3,552,204	120	4	4,195	117	54,497	2	479	26	4,747	124	618
5 to 9 cows	934		6,432		3,338,173		923	20	43,499	913	830,494	5	1,236	132	23,663	922	7,233
10 to 14 cows	357	475	3,978	5,812	2,095,831	2,938,451	357	14	82,305	347	522,394	2	1,741	66	16,028	355	4,167
15 to 19 cows	65		1,067		575,914		65	8	48,322	61	132,158	1	540	15	4,730	65	1,141
20 to 29 cows	18	35	397	754	244,368	424,399	18	4	46,640	15	54,921	----	----	4	1,285	18	430
30 to 49 cows	8	6	280	197	172,367	133,902	8	7	131,402	1	6,125	----	----	----	----	8	320

TABLE 19.—COWS MILKED AND MILK PRODUCED, 1939 AND 1929; DAIRY PRODUCTS SOLD AND BUTTER CHURNED, 1939; AND COWS KEPT FOR MILK APR. 1, 1940; BY NUMBER OF COWS MILKED, BY COUNTIES—Continued

(For explanation and definitions, see text)

STATE OR COUNTY AND NUMBER OF COWS MILKED	COWS MILKED				MILK PRODUCED (GALLONS)		DAIRY PRODUCTS SOLD, 1939						BUTTER CHURNED ON FARMS, 1939		COWS KEPT MAINLY FOR MILK PRODUCTION, APR. 1, 1940	
	Farms reporting		Number					Whole milk sold		Cream sold		Butter sold				
	1939	1929	1939	1929	1939	1929	Farms reporting	Farms reporting	Gallons	Farms reporting	Pounds of butterfat	Farms reporting	Pounds	Farms reporting	Pounds	Farms reporting	Number
MINNESOTA—Contd.																	
McLeod																	
Total	2,398	2,449	28,723	27,538	17,479,008	17,870,966	2,374	573	3,995,241	1,843	4,131,453	3	950	26	4,410	2,427	30,650
None	xxx	xxx	xxx	xxx	xxx	xxx	xxx	xxx	xxx	xxx	xxx	xxx	xxx	xxx	xxx	38	285
1 cow	27	104	27	175	13,884	115,224	14	7	3,610	9	1,449	—	—	2	150	26	32
2 cows	48		96		46,706		46	13	9,360	34	11,489	—	—	2	58	46	112
3 cows	47		141		73,255		46	15	21,613	32	15,238	—	—	—	—	47	155
4 cows	50	889	200	6,055	101,366	3,752,958	49	16	27,907	34	21,229	—	—	—	—	50	243
5 to 9 cows	647		4,800		2,756,805		644	154	624,123	501	645,986	2	800	9	2,075	644	5,555
10 to 14 cows	900	1,262	10,629	16,714	6,360,015	10,919,062	896	192	1,262,270	714	1,572,558	1	150	11	1,735	898	11,134
15 to 19 cows	450		7,416		4,668,603		450	113	1,080,959	348	1,108,276	—	—	2	392	449	7,725
20 to 29 cows	201	174	4,488	3,899	2,849,854	2,833,585	201	47	657,780	157	674,412	—	—	—	—	201	4,673
30 to 49 cows	28	19	926	641	608,540	426,587	28	16	307,619	14	80,836	—	—	—	—	28	958
50 to 74 cows	—	1	—	56	—	25,550	—	—	—	—	—	—	—	—	—	—	—
Mahnomen																	
Total	844	623	6,802	4,743	3,396,515	2,457,541	761	38	43,517	744	976,692	4	550	141	20,884	848	7,334
None	xxx	xxx	xxx	xxx	xxx	xxx	xxx	xxx	xxx	xxx	xxx	xxx	xxx	xxx	xxx	20	108
1 cow	56	82	56	127	21,506	56,102	12	4	980	7	690	1	200	20	1,603	47	86
2 cows	57		114		44,942		28	4	418	25	4,326	1	20	20	2,630	55	124
3 cows	45		135		58,760		41	4	645	39	12,468	1	10	20	3,479	45	177
4 cows	49	356	196	2,155	79,044	1,118,387	44	6	5,266	42	17,379	—	—	14	2,153	47	233
5 to 9 cows	344		2,407		1,191,579		343	12	8,820	341	342,526	1	320	35	5,284	341	2,672
10 to 14 cows	216	171	2,479	2,146	1,253,694	1,111,092	216	5	14,117	214	369,081	—	—	21	3,124	216	2,524
15 to 19 cows	54		879		455,400		54	2	1,271	54	135,820	—	—	6	1,236	54	890
20 cows and over	23	14	536	315	291,570	171,960	23	1	12,000	22	94,402	—	—	5	1,375	23	520
Marshall																	
Total	2,497	2,317	18,833	17,175	9,753,709	8,829,678	2,374	61	153,577	2,339	2,508,059	32	8,481	1,464	265,609	2,475	20,078
None	xxx	xxx	xxx	xxx	xxx	xxx	xxx	xxx	xxx	xxx	xxx	xxx	xxx	xxx	xxx	29	108
1 cow	93	252	93	393	45,766	208,600	30	3	361	26	2,850	1	75	46	3,570	83	145
2 cows	137		274		146,365		102	4	2,311	99	22,176	1	45	94	10,738	134	316
3 cows	168		504		239,013		152	5	3,582	146	50,105	2	590	105	14,287	162	606
4 cows	233	1,430	932	8,681	460,243	4,550,262	226	4	4,115	223	104,984	6	756	150	23,110	226	1,052
5 to 9 cows	1,180		8,232		4,173,073		1,178	20	30,874	1,169	1,079,017	12	2,147	709	125,395	1,166	8,895
10 to 14 cows	554	602	6,372	7,328	3,329,447	3,623,290	554	19	72,014	548	871,807	8	2,378	298	67,687	544	6,487
15 to 19 cows	92		1,506		814,963		92	2	3,420	91	235,016	1	300	43	10,676	91	1,518
20 cows and over	40	33	920	773	544,839	447,526	40	4	36,900	37	142,104	1	2,190	19	10,166	40	953
Martin																	
Total	2,358	2,453	19,983	20,298	10,683,027	11,373,886	2,212	90	447,971	2,140	3,020,838	4	1,226	65	10,524	2,379	21,750
None	xxx	xxx	xxx	xxx	xxx	xxx	xxx	xxx	xxx	xxx	xxx	xxx	xxx	xxx	xxx	59	322
1 cow	116	220	116	338	56,167	181,707	38	4	954	34	5,570	—	—	14	1,570	105	207
2 cows	114		228		107,693		73	4	2,360	69	19,349	—	—	6	1,018	112	334
3 cows	104		312		148,513		98	4	3,850	95	38,188	—	—	8	1,048	104	426
4 cows	155	1,397	620	8,832	309,016	4,856,266	149	3	3,119	147	86,213	—	—	4	331	153	813
5 to 9 cows	1,018		7,148		3,797,874		1,004	27	89,226	980	1,070,726	3	926	18	3,682	1,005	7,927
10 to 14 cows	597	768	6,847	9,519	3,586,286	5,428,892	596	31	167,128	571	1,037,036	1	300	10	1,806	588	6,955
15 to 19 cows	179		2,927		1,590,488		179	11	85,584	174	467,169	—	—	4	704	179	3,045
20 to 29 cows	66	61	1,488	1,367	901,745	759,923	66	5	72,250	62	248,266	—	—	1	365	66	1,458
30 to 49 cows	9	7	297	242	185,265	147,098	9	1	25,500	8	48,321	—	—	—	—	8	263
Meeker																	
Total	2,336	2,369	25,697	24,294	14,644,185	13,247,950	2,291	92	276,711	2,249	4,439,799	2	275	73	10,277	2,344	28,462
None	xxx	xxx	xxx	xxx	xxx	xxx	xxx	xxx	xxx	xxx	xxx	xxx	xxx	xxx	xxx	31	165
1 cow	43	127	43	200	21,697	96,999	13	2	960	11	1,472	—	—	8	406	36	73
2 cows	53		106		48,502		43	4	1,415	40	8,786	—	—	8	856	48	118
3 cows	64		192		95,466		60	2	2,688	59	25,861	1	250	3	439	64	248
4 cows	74	1,024	296	6,768	166,591	3,586,592	73	3	6,443	70	47,196	—	—	3	160	73	338
5 to 9 cows	753		5,472		3,047,423		753	31	51,013	743	918,691	1	25	28	4,570	748	6,232
10 to 14 cows	803	1,084	9,448	14,140	5,350,375	7,727,657	803	30	97,150	787	1,628,446	—	—	15	1,652	800	10,444
15 to 19 cows	398		6,626		3,817,849		398	14	58,877	393	1,174,740	—	—	8	2,194	397	7,111
20 to 29 cows	131	114	2,926	2,504	1,730,551	1,448,398	131	5	43,167	129	522,629	—	—	—	—	130	3,141
30 to 49 cows	17	20	588	682	385,751	388,304	17	1	15,000	17	112,178	—	—	—	—	17	592
Mille Lacs																	
Total	1,920	1,885	17,388	16,362	9,855,574	11,565,978	1,853	105	290,398	1,795	2,899,790	9	1,488	168	19,951	1,933	19,045
None	xxx	xxx	xxx	xxx	xxx	xxx	xxx	xxx	xxx	xxx	xxx	xxx	xxx	xxx	xxx	42	227
1 cow	68	148	68	227	37,254	131,025	29	7	787	21	3,385	1	104	26	1,961	63	103
2 cows	75		150		71,168		58	6	2,445	53	13,290	—	—	9	1,173	69	185
3 cows	94		282		142,212		90	7	3,617	85	36,883	4	797	20	2,310	91	376
4 cows	102	1,017	408	6,353	214,128	4,145,763	102	5	5,550	98	58,285	1	35	18	2,531	99	486
5 to 9 cows	756		5,428		3,066,460		749	34	56,362	733	894,097	2	252	55	6,908	746	6,019
10 to 14 cows	604	658	6,981	8,298	4,102,749	5,911,825	604	26	99,762	590	1,217,559	1	300	26	3,401	602	7,482
15 to 19 cows	163		2,698		1,570,392		163	10	39,535	160	464,119	—	—	12	1,667	163	2,829
20 to 29 cows	52	58	1,165	1,272	645,421	1,007,028	52	8	55,340	50	184,732	—	—	—	—	52	1,176
30 to 49 cows	6	5	208	157	107,790	105,945	6	2	27,000	5	27,440	—	—	—	—	6	164
50 to 74 cows	—	1	—	55	—	64,392	—	—	—	—	—	—	—	—	—	—	—
Morrison																	
Total	3,154	3,034	30,549	27,037	15,053,800	14,186,549	3,007	84	179,346	2,970	4,420,781	15	3,028	506	65,944	3,159	33,807
None	xxx	xxx	xxx	xxx	xxx	xxx	xxx	xxx	xxx	xxx	xxx	xxx	xxx	xxx	xxx	52	365
1 cow	119	271	119	425	51,901	210,352	24	7	1,135	19	2,423	2	153	43	3,820	109	167
2 cows	128		256		109,467		98	6	1,271	96	18,495	3	254	46	4,844	121	324
3 cows	95		285		119,536		86	2	405	84	27,806	4	788	29	3,542	93	377
4 cows	137	1,502	548	9,629	227,781	5,078,842	132	2	1,960	130	60,711	1	150	26	3,210	134	697
5 to 9 cows	1,142		8,223		4,005,527		1,137	23	27,546	1,127	1,160,715	4	1,583	200	25,409	1,129	9,344
10 to 14 cows	1,006	1,164	11,680	14,754	5,723,106	7,757,800	1,003	29	65,812	992	1,684,141	1	100	125	18,884	999	12,637
15 to 19 cows	411		6,753		3,445,874		411	10	32,254	409	1,051,338	—	—	30	4,745	409	7,246
20 to 29 cows	108	92	2,426	2,060	1,231,683	1,052,030	108	4	34,445	108	369,641	—	—	9	1,490	105	2,374
30 to 49 cows	8	5	259	169	138,925	87,525	8	1	14,500	7	44,511	—	—	—	—	8	278

TABLE 19.—COWS MILKED AND MILK PRODUCED, 1939 AND 1929; DAIRY PRODUCTS SOLD AND BUTTER CHURNED, 1939; AND COWS KEPT FOR MILK APR. 1, 1940; BY NUMBER OF COWS MILKED, BY COUNTIES—Continued

(For explanation and definitions, see text)

STATE OR COUNTY AND NUMBER OF COWS MILKED	COWS MILKED				MILK PRODUCED (GALLONS)		DAIRY PRODUCTS SOLD, 1939							BUTTER CHURNED ON FARMS, 1939		COWS KEPT MAINLY FOR MILK PRODUCTION, APR. 1, 1940	
	Farms reporting		Number					Whole milk sold		Cream sold		Butter sold					
	1939	1929	1939	1929	1939	1929	Farms reporting	Farms reporting	Gallons	Farms reporting	Pounds of butterfat	Farms reporting	Pounds	Farms reporting	Pounds	Farms reporting	Number
MINNESOTA—Contd.																	
Mower																	
Total	2,364	2,331	23,851	22,491	12,836,515	11,110,044	2,246	107	861,711	2,166	3,428,950	18	20,252	177	45,482	2,388	26,547
None	xxx	xxx	xxx	xxx	xxx	xxx	xxx	xxx	xxx	xxx	xxx	xxx	xxx	xxx	xxx	57	415
1 cow	102	189	102	288	56,764	139,311	27	10	2,048	17	2,729	1	96	36	3,469	91	159
2 cows	89		178		90,816		69	10	4,634	64	15,241	——	——	20	2,597	84	226
3 cows	82		186		86,875		55	6	5,435	50	17,962	2	240	7	1,080	60	247
4 cows	83	999	332	8,423	164,239	3,088,132	80	4	9,325	77	42,991	1	84	9	1,619	81	439
5 to 9 cows	817		5,896		3,112,652		804	20	56,995	788	851,439	5	3,940	51	10,092	814	6,845
10 to 14 cows	786	1,046	9,161	13,463	4,794,341	6,669,130	786	22	128,641	770	1,333,259	3	2,880	28	7,364	779	9,898
15 to 19 cows	293		4,765		2,623,075		293	16	120,456	283	727,754	4	6,812	20	11,501	291	5,046
20 to 29 cows	116	83	2,587	1,850	1,525,403	949,025	116	12	138,515	107	388,920	2	6,200	6	7,760	115	2,632
30 to 49 cows	12	14	422	467	242,350	264,446	12	4	93,582	9	42,655	——	——	——	——	12	417
50 to 74 cows	4	——	222	——	140,000	——	4	3	102,100	1	6,000	——	——	——	——	4	223
Murray																	
Total	1,927	1,937	15,862	15,398	7,718,253	7,456,124	1,833	41	135,724	1,815	1,974,665	9	2,122	275	39,277	1,948	18,041
None	xxx	xxx	xxx	xxx	xxx	xxx	xxx	xxx	xxx	xxx	xxx	xxx	xxx	xxx	xxx	40	221
1 cow	68	182	68	287	32,829	134,186	21	5	1,020	18	1,892	——	——	10	511	58	89
2 cows	73		146		66,853		54	4	1,365	51	10,302	1	50	16	1,323	72	220
3 cows	77		231		104,377		67	2	1,250	65	24,880	——	——	13	1,321	76	295
4 cows	129	1,144	516	7,212	246,658	3,424,458	119	2	5,970	117	57,393	2	102	21	3,234	127	698
5 to 9 cows	922		6,505		3,146,453		914	10	24,890	912	825,950	2	310	117	14,708	918	7,650
10 to 14 cows	519	570	5,955	6,952	2,931,938	3,432,107	519	11	39,342	515	756,740	2	521	79	13,486	519	6,330
15 to 19 cows	107		1,734		844,122		107	5	33,152	106	220,362	——	——	12	2,625	106	1,791
20 cows and over	32	41	707	947	345,023	465,373	32	2	28,755	31	77,146	2	1,139	7	2,069	32	747
Nicollet																	
Total	1,412	1,423	15,719	14,393	9,488,486	8,582,131	1,374	46	323,731	1,341	2,693,874	2	543	24	4,313	1,421	17,827
None	xxx	xxx	xxx	xxx	xxx	xxx	xxx	xxx	xxx	xxx	xxx	xxx	xxx	xxx	xxx	23	139
1 cow	38	74	38	112	20,465	60,022	15	2	375	13	2,036	——	——	3	182	33	85
2 cows	37		74		37,313		32	1	1,000	31	9,778	1	80	2	400	36	80
3 cows	33		99		52,557		31	5	6,860	28	12,495	——	——	2	265	31	115
4 cows	47	623	188	4,049	103,020	2,296,037	45	1	800	44	26,981	——	——	——	——	47	239
5 to 9 cows	410		2,983		1,649,686		407	14	45,462	396	466,785	1	463	11	1,703	408	3,521
10 to 14 cows	502	656	5,936	8,534	3,643,806	5,146,392	499	11	65,095	491	1,042,279	——	——	2	916	499	6,704
15 to 19 cows	245		4,033		2,476,167		245	4	10,368	243	745,159	——	——	4	847	244	4,439
20 to 29 cows	93	61	2,071	1,409	1,269,873	926,515	93	5	51,940	90	359,321	——	——	——	——	93	2,187
30 cows and over	7	9	297	289	235,599	153,165	7	3	141,831	5	29,040	——	——	——	——	7	318
Nobles																	
Total	2,037	2,032	16,976	16,384	8,165,885	8,082,175	1,949	63	348,076	1,912	2,206,521	8	3,248	178	25,379	2,065	19,401
None	xxx	xxx	xxx	xxx	xxx	xxx	xxx	xxx	xxx	xxx	xxx	xxx	xxx	xxx	xxx	51	314
1 cow	71	168	71	269	37,530	142,634	23	6	456	20	2,527	——	——	7	635	68	103
2 cows	82		164		76,621		63	4	1,539	60	13,936	——	——	17	1,921	78	255
3 cows	82		246		112,650		76	5	5,430	74	24,363	——	——	12	1,090	80	313
4 cows	115	1,214	460	7,542	220,118	3,803,191	113	——	——	113	62,814	1	10	6	514	112	570
5 to 9 cows	970		6,790		3,210,761		957	19	35,996	946	900,034	1	100	63	6,392	967	7,905
10 to 14 cows	559	593	6,360	7,288	2,997,706	3,514,085	559	15	73,910	551	847,744	5	2,988	55	11,655	555	7,019
15 to 19 cows	111		1,803		885,370		111	6	54,505	107	231,851	——	——	11	1,772	108	1,829
20 to 29 cows	44	54	974	1,194	520,234	583,745	44	8	109,500	40	111,852	1	150	6	1,100	43	964
30 to 49 cows	3	3	108	91	104,895	38,520	3	2	66,740	1	11,400	——	——	1	300	3	129
Norman																	
Total	1,804	1,794	14,006	13,253	7,617,529	7,067,854	1,718	41	205,154	1,699	2,005,802	22	1,641	537	107,557	1,794	15,180
None	xxx	xxx	xxx	xxx	xxx	xxx	xxx	xxx	xxx	xxx	xxx	xxx	xxx	xxx	xxx	25	120
1 cow	54	167	54	279	24,836	127,297	14	——	——	14	1,458	4	100	25	2,412	49	117
2 cows	96		192		97,536		63	1	639	62	13,128	7	422	51	8,321	88	233
3 cows	100		300		151,533		94	2	378	94	33,955	1	40	35	5,472	96	366
4 cows	137	1,173	548	7,060	297,450	3,551,477	136	2	2,370	136	67,320	3	380	47	7,369	134	651
5 to 9 cows	912		6,338		3,440,177		907	12	29,760	903	905,619	6	690	264	53,805	902	6,961
10 to 14 cows	385	427	4,377	5,299	2,402,266	3,036,169	384	13	75,040	377	661,010	1	9	94	23,515	380	4,522
15 to 19 cows	86		1,394		745,866		86	7	41,092	82	204,580	——	——	18	5,227	86	1,418
20 cows and over	34	27	803	615	457,865	352,911	34	4	55,875	31	118,732	——	——	3	1,436	34	792
Olmsted																	
Total	2,252	2,255	25,934	25,142	15,728,679	14,552,163	2,164	596	5,290,484	1,605	2,931,153	10	12,940	136	26,567	2,246	28,560
None	xxx	xxx	xxx	xxx	xxx	xxx	xxx	xxx	xxx	xxx	xxx	xxx	xxx	xxx	xxx	33	210
1 cow	77	153	77	235	45,105	108,778	27	9	2,680	19	3,102	1	20	13	1,113	72	114
2 cows	70		140		68,456		45	15	14,080	30	6,998	1	5	16	2,163	64	168
3 cows	56		168		78,085		53	14	10,805	40	16,367	——	——	7	695	56	246
4 cows	74	829	296	5,403	155,865	2,912,554	72	20	38,850	53	27,698	1	120	9	591	73	369
5 to 9 cows	648		4,709		2,613,909		643	148	602,888	504	571,981	2	1,365	37	4,999	633	5,303
10 to 14 cows	729	1,072	8,601	14,195	4,987,403	8,223,940	727	156	1,070,142	582	1,122,973	2	3,450	37	6,920	719	9,294
15 to 19 cows	367		6,085		3,696,124		366	121	1,346,295	253	673,091	5	7,980	16	9,936	366	6,582
20 to 29 cows	186	156	4,213	3,532	2,848,215	2,156,545	186	83	1,347,146	106	407,111	——	——	——	——	185	4,530
30 to 49 cows	40	39	1,321	1,368	965,649	862,413	40	26	613,928	17	95,232	——	——	1	150	40	1,373
50 cows and over	5	6	324	409	271,870	287,933	5	4	243,670	1	6,600	——	——	——	——	5	371
Otter Tail																	
Total	6,533	6,403	58,146	54,300	34,276,102	32,094,476	6,301	169	541,782	6,229	10,111,625	41	13,607	858	148,589	6,536	62,233
None	xxx	xxx	xxx	xxx	xxx	xxx	xxx	xxx	xxx	xxx	xxx	xxx	xxx	xxx	xxx	84	352
1 cow	196	473	196	781	98,847	392,359	60	14	3,243	46	5,760	5	486	65	5,901	178	340
2 cows	269		538		260,892		210	18	9,984	187	44,840	11	1,546	88	11,905	255	699
3 cows	281		843		424,177		266	11	6,332	262	105,591	1	50	57	9,267	277	1,018
4 cows	348	3,646	1,392	23,103	742,181	15,317,193	341	9	6,870	338	202,515	2	206	70	10,323	340	1,669
5 to 9 cows	2,809		20,124		11,507,787		2,800	45	53,664	2,787	3,410,252	12	7,992	332	56,244	2,783	21,838
10 to 14 cows	1,945	2,131	22,412	26,781	15,436,077	16,025,068	1,939	37	80,200	1,933	4,046,852	7	982	186	38,449	1,936	23,420
15 to 19 cows	512		8,353		5,105,327		512	21	111,324	507	1,529,166	1	600	44	10,563	510	8,589
20 to 29 cows	148	141	3,316	3,129	2,056,673	1,970,701	148	11	119,469	146	610,143	1	265	13	3,577	148	3,323
30 cows and over	25	12	972	506	644,141	389,155	25	3	150,696	25	156,508	1	1,480	3	2,360	25	985

TABLE 19.—COWS MILKED AND MILK PRODUCED, 1939 AND 1929; DAIRY PRODUCTS SOLD AND BUTTER CHURNED, 1939; AND COWS KEPT FOR MILK APR. 1, 1940; BY NUMBER OF COWS MILKED, BY COUNTIES—Continued

(For explanation and definitions, see text)

STATE OR COUNTY AND NUMBER OF COWS MILKED	COWS MILKED				MILK PRODUCED (GALLONS)		DAIRY PRODUCTS SOLD, 1939						BUTTER CHURNED ON FARMS, 1939		COWS KEPT MAINLY FOR MILK PRODUCTION, APR. 1, 1940	
	Farms reporting		Number					Whole milk sold		Cream sold		Butter sold				
	1939	1929	1939	1929	1939	1929	Farms reporting	Farms reporting	Gallons	Farms reporting	Pounds of butterfat	Farms reporting	Pounds	Farms reporting	Pounds	Farms reporting	Number
MINNESOTA—Contd.																	
Pennington																	
Total	1,120	1,001	9,919	8,559	5,238,676	4,310,652	1,080	33	212,723	1,063	1,415,574	5	1,339	378	65,734	1,121	10,837
None	xxx	xxx	xxx	xxx	xxx	xxx	xxx	xxx	xxx	xxx	xxx	xxx	xxx	xxx	xxx	14	70
1 cow	46	100	46	157	25,083	76,040	18	2	99	16	1,757	1	25	17	1,460	42	64
2 cows	36		72		37,620		29	1	300	28	6,563	———	———	14	1,911	34	93
3 cows	57		171		89,043		53	———	———	53	20,705	———	———	16	1,939	55	197
4 cows	62	515	248	3,173	124,293	1,514,147	62	———	———	62	33,170	———	———	25	4,251	61	315
5 to 9 cows	495		3,534		1,895,374		494	11	32,439	488	525,031	2	154	162	26,223	494	3,980
10 to 14 cows	300	349	3,470	4,370	1,753,942	2,247,670	300	10	38,820	297	491,350	1	160	102	18,459	297	3,633
15 to 19 cows	83		1,357		691,781		83	1	12,600	82	195,132	1	1,000	31	7,741	83	1,410
20 to 29 cows	34	35	760	764	455,209	422,975	34	6	82,665	31	108,052	———	———	9	3,470	34	805
30 to 49 cows	7	1	261	40	166,331	18,800	7	2	45,800	6	33,814	———	———	2	300	7	270
50 to 74 cows	———	1	———	55	———	51,020	———	———	———	———	———	———	———	———	———	———	———
Pine																	
Total	3,085	3,047	27,282	24,120	15,156,183	14,796,967	2,895	471	2,347,848	2,525	3,763,494	21	7,387	564	78,002	3,097	29,289
None	xxx	xxx	xxx	xxx	xxx	xxx	xxx	xxx	xxx	xxx	xxx	xxx	xxx	xxx	xxx	57	308
1 cow	155	300	155	479	71,404	258,891	30	4	942	27	2,817	———	———	48	3,956	145	256
2 cows	154		308		139,517		112	19	11,314	94	21,858	———	———	52	5,328	149	404
3 cows	126		378		179,013		118	18	22,545	103	38,876	4	534	35	3,767	125	445
4 cows	166	1,777	664	11,056	327,751	6,694,668	160	16	21,561	146	80,398	3	742	35	3,358	163	736
5 to 9 cows	1,242		8,905		4,811,739		1,236	176	592,807	1,091	1,265,515	13	4,911	241	35,110	1,226	9,771
10 to 14 cows	863	923	9,963	11,478	5,559,732	7,134,117	860	142	778,568	754	1,421,563	1	1,200	120	19,421	853	10,292
15 to 19 cows	276		4,513		2,585,183		276	70	382,792	224	591,798	———	———	26	5,384	276	4,637
20 to 29 cows	93	40	2,069	875	1,261,330	559,078	93	24	306,821	77	289,051	———	———	7	1,678	93	2,127
30 to 49 cows	10	7	327	232	220,534	150,213	10	2	30,500	9	51,618	———	———	———	———	10	313
Pipestone																	
Total	1,211	1,210	10,669	10,132	5,689,402	4,880,264	1,145	85	412,523	1,076	1,447,825	8	5,090	148	22,720	1,225	11,774
None	xxx	xxx	xxx	xxx	xxx	xxx	xxx	xxx	xxx	xxx	xxx	xxx	xxx	xxx	xxx	34	179
1 cow	38	75	38	130	18,126	51,512	9	2	545	7	1,090	———	———	7	822	33	56
2 cows	43		86		45,127		25	5	3,576	23	5,070	———	———	7	605	43	148
3 cows	40		120		62,781		34	2	2,063	32	13,768	1	50	7	963	39	161
4 cows	71	731	284	4,611	157,048	2,197,462	71	8	8,514	64	34,521	———	———	8	389	67	358
5 to 9 cows	568		4,047		2,114,412		557	22	51,993	535	550,088	4	3,130	65	10,073	561	4,597
10 to 14 cows	319	367	3,613	4,491	1,869,931	2,175,575	317	28	126,699	296	497,894	2	1,015	37	6,568	317	3,817
15 to 19 cows	88		1,432		784,137		88	9	66,275	81	201,778	1	895	11	1,874	87	1,501
20 to 29 cows	40	32	869	720	521,315	362,777	40	6	70,333	35	138,461	———	———	8	1,446	40	767
30 cows and over	4	5	180	180	116,525	92,938	4	3	82,525	3	5,155	———	———	———	———	4	190
Polk																	
Total	3,785	3,773	30,148	27,771	16,506,141	15,966,003	3,593	387	2,141,825	3,257	3,899,919	56	15,416	1,130	208,238	3,796	32,420
None	xxx	xxx	xxx	xxx	xxx	xxx	xxx	xxx	xxx	xxx	xxx	xxx	xxx	xxx	xxx	54	299
1 cow	140	431	140	700	70,374	408,262	33	6	2,230	28	3,529	1	48	47	5,587	134	250
2 cows	217		434		207,811		159	10	9,210	142	31,823	8	1,267	83	12,975	211	521
3 cows	235		705		364,646		222	10	8,772	211	79,026	9	1,110	91	13,736	229	881
4 cows	260	2,358	1,040	14,172	539,362	7,881,886	255	17	20,166	240	133,453	3	203	85	12,778	254	1,165
5 to 9 cows	1,795		12,600		6,680,006		1,789	136	435,074	1,672	1,700,844	21	5,790	533	94,242	1,782	13,682
10 to 14 cows	833	922	9,514	11,380	5,322,138	6,729,701	830	110	643,928	734	1,294,385	9	5,779	222	49,944	828	9,765
15 to 19 cows	217		3,546		2,013,016		217	64	523,445	166	431,283	5	1,219	52	12,486	216	3,693
20 to 29 cows	71	50	1,572	1,097	936,466	684,153	71	26	297,041	54	178,474	———	———	16	5,850	71	1,628
30 cows and over	17	12	597	422	372,322	282,001	17	8	201,959	10	47,102	———	———	1	640	17	536
Pope																	
Total	1,705	1,701	16,398	15,888	8,868,721	8,420,085	1,648	39	118,396	1,628	2,410,016	16	3,070	344	59,112	1,704	18,218
None	xxx	xxx	xxx	xxx	xxx	xxx	xxx	xxx	xxx	xxx	xxx	xxx	xxx	xxx	xxx	25	136
1 cow	41	100	41	170	22,340	87,116	13	———	———	12	909	2	115	11	656	35	57
2 cows	59		118		52,832		42	2	790	42	9,591	———	———	17	1,746	53	141
3 cows	55		165		84,742		49	5	5,663	44	16,101	1	15	14	1,566	54	234
4 cows	70	830	280	5,296	140,536	2,885,403	70	2	1,550	70	33,888	———	———	15	1,898	68	378
5 to 9 cows	653		4,701		2,407,702		648	10	16,641	641	842,587	7	2,010	144	23,438	647	5,545
10 to 14 cows	597	710	6,917	9,068	3,695,127	4,849,601	596	7	27,290	592	1,018,545	4	680	119	24,423	594	7,485
15 to 19 cows	165		2,713		1,585,990		165	6	31,345	163	442,937	———	———	16	3,370	165	2,807
20 to 29 cows	60	56	1,308	1,187	773,169	695,293	60	6	29,717	59	217,907	2	250	8	2,015	60	1,286
30 to 49 cows	5	5	155	167	104,283	102,652	5	1	5,400	5	27,551	———	———	———	———	5	149
Ramsey																	
Total	491	650	3,433	4,975	2,821,562	3,457,730	364	331	2,355,190	43	57,892	15	2,450	135	17,243	485	3,677
None	xxx	xxx	xxx	xxx	xxx	xxx	xxx	xxx	xxx	xxx	xxx	xxx	xxx	xxx	xxx	7	45
1 cow	170	281	170	363	104,327	192,137	68	60	22,089	———	———	10	1,032	77	7,884	163	187
2 cows	80		160		104,021		60	54	45,855	6	1,686	3	318	32	4,780	77	159
3 cows	25		75		52,868		23	21	35,748	3	610	———	———	8	1,152	25	89
4 cows	23	208	92	1,174	58,582	868,800	20	15	34,930	6	2,798	1	900	7	1,823	23	97
5 to 9 cows	78		537		402,638		78	69	311,527	14	15,306	1	200	5	1,029	77	552
10 to 14 cows	52	101	601	1,346	511,089	997,572	52	49	451,874	4	9,436	———	———	2	275	51	623
15 to 19 cows	21		355		301,122		21	21	261,762	5	10,445	———	———	2	150	20	366
20 to 29 cows	26	28	612	659	539,230	553,371	26	26	510,830	2	7,730	———	———	2	150	26	653
30 to 49 cows	9	26	341	918	313,405	680,685	9	9	284,710	1	608	———	———	———	———	9	349
50 to 74 cows	4	2	220	115	203,750	112,365	4	4	175,315	1	9,125	———	———	———	———	4	283
75 cows and over	3	4	270	400	232,550	252,800	3	3	220,550	1	150	———	———	———	———	3	294

TABLE 19.—COWS MILKED AND MILK PRODUCED, 1939 AND 1929; DAIRY PRODUCTS SOLD AND BUTTER CHURNED, 1939; AND COWS KEPT FOR MILK APR. 1, 1940; BY NUMBER OF COWS MILKED, BY COUNTIES—Continued

(For explanation and definitions, see text)

STATE OR COUNTY AND NUMBER OF COWS MILKED	COWS MILKED				MILK PRODUCED (GALLONS)		DAIRY PRODUCTS SOLD, 1939							BUTTER CHURNED ON FARMS, 1939		COWS KEPT MAINLY FOR MILK PRODUCTION, APR. 1, 1940	
	Farms reporting		Number					Whole milk sold		Cream sold		Butter sold					
	1939	1929	1939	1929	1939	1929	Farms reporting	Farms reporting	Gallons	Farms reporting	Pounds of butterfat	Farms reporting	Pounds	Farms reporting	Pounds	Farms reporting	Number
MINNESOTA—Contd.																	
Red Lake																	
Total	868	814	7,737	7,032	3,987,078	3,590,806	835	164	619,589	717	969,365	9	2,714	204	39,601	867	8,470
None	xxx	xxx	xxx	xxx	xxx	xxx	xxx	xxx	xxx	xxx	xxx	xxx	xxx	xxx	xxx	17	92
1 cow	22	64	22	91	10,624	42,585	3	1	400	2	175	—	—	4	485	20	27
2 cows	29		58		23,309		23	7	5,135	16	2,870	—	—	12	1,603	28	84
3 cows	36		108		54,105		35	6	7,150	30	11,447	—	—	8	1,023	34	142
4 cows	41	428	164	2,695	86,956	1,369,348	41	13	19,641	30	18,796	—	—	7	1,106	40	189
5 to 9 cows	408		2,902		1,511,893		401	68	185,858	357	372,534	6	981	92	14,842	400	3,323
10 to 14 cows	238	306	2,762	3,834	1,423,550	1,979,673	238	48	255,477	202	346,281	3	1,733	56	13,412	235	2,848
15 to 19 cows	68		1,098		552,779		68	14	94,945	56	137,847	—	—	18	4,949	68	1,085
20 to 29 cows	21	17	451	372	231,908	174,200	21	4	34,228	19	56,758	—	—	6	1,981	20	453
30 to 49 cows	5	1	172	40	91,956	25,000	5	3	16,755	5	22,657	—	—	1	200	5	227
Redwood																	
Total	2,464	2,481	18,324	17,871	8,995,613	10,151,089	2,338	59	249,932	2,302	2,421,375	15	6,017	210	39,001	2,467	20,326
None	xxx	xxx	xxx	xxx	xxx	xxx	xxx	xxx	xxx	xxx	xxx	xxx	xxx	xxx	xxx	47	177
1 cow	86	250	86	394	35,986	219,958	28	2	570	26	2,582	—	—	11	1,040	79	168
2 cows	125		250		112,566		87	4	3,055	84	19,515	—	—	27	3,734	121	350
3 cows	134		402		185,597		128	4	1,971	125	48,541	2	91	13	1,990	131	532
4 cows	205	1,642	820	10,006	377,746	5,682,839	198	1	2,000	195	97,248	2	440	23	3,567	200	1,032
5 to 9 cows	1,289		8,830		4,289,664		1,274	27	62,941	1,256	1,157,894	9	3,086	94	17,730	1,269	9,736
10 to 14 cows	498	564	5,628	6,898	2,753,965	3,915,186	496	7	19,314	494	786,738	1	100	33	6,805	494	5,905
15 to 19 cows	93		1,499		799,812		93	8	61,806	90	205,456	1	2,300	9	4,135	92	1,585
20 to 29 cows	29	23	633	506	343,452	288,426	29	4	50,900	28	87,841	—	—	—	—	29	662
30 to 49 cows	5	2	176	67	96,825	44,680	5	2	47,375	4	15,560	—	—	—	—	5	179
Renville																	
Total	2,897	3,016	23,847	23,923	12,477,566	13,016,248	2,758	61	242,778	2,723	3,423,554	25	6,818	389	71,314	2,907	26,595
None	xxx	xxx	xxx	xxx	xxx	xxx	xxx	xxx	xxx	xxx	xxx	xxx	xxx	xxx	xxx	53	323
1 cow	81	277	81	429	45,939	232,012	23	—	—	22	3,610	1	50	12	1,551	71	132
2 cows	108		212		95,422		72	3	445	69	14,738	—	—	26	3,147	102	325
3 cows	130		390		185,665		115	2	964	113	40,541	3	82	20	3,049	127	550
4 cows	200	1,811	800	11,454	376,380	5,850,256	190	2	1,590	188	92,742	4	251	30	4,862	198	933
5 to 9 cows	1,414		9,859		4,910,940		1,399	19	25,783	1,385	1,338,433	12	3,563	210	38,854	1,395	11,071
10 to 14 cows	751	869	8,553	10,683	4,575,141	6,076,187	745	16	45,842	737	1,296,270	5	2,872	86	19,100	747	9,157
15 to 19 cows	151		2,471		1,392,290		150	10	52,354	147	399,729	—	—	4	749	150	2,599
20 to 29 cows	58	54	1,275	1,159	773,557	710,833	58	5	47,400	57	219,914	—	—	—	—	58	1,300
30 to 49 cows	6	4	206	130	124,232	86,960	6	4	68,400	5	17,577	—	—	1	2	6	205
50 to 74 cows	—	1	—	68	—	60,000	—	—	—	—	—	—	—	—	—	—	—
Rice																	
Total	2,194	2,237	26,014	24,008	16,244,742	14,060,792	2,117	729	6,051,159	1,452	2,891,964	9	5,257	45	13,610	2,187	28,389
None	xxx	xxx	xxx	xxx	xxx	xxx	xxx	xxx	xxx	xxx	xxx	xxx	xxx	xxx	xxx	42	302
1 cow	61	133	61	199	31,002	108,319	13	5	1,340	7	2,140	2	145	16	2,022	52	79
2 cows	55		110		47,092		41	14	11,593	28	5,438	—	—	6	532	48	142
3 cows	42		126		62,249		39	13	19,927	26	9,838	1	200	4	820	42	154
4 cows	55	862	220	5,775	117,113	3,253,209	53	20	37,748	33	20,068	—	—	—	—	50	224
5 to 9 cows	605		4,363		2,532,188		598	162	649,829	445	518,803	3	962	7	1,537	589	4,809
10 to 14 cows	733	1,079	8,604	14,242	5,230,708	8,382,040	730	230	1,606,406	527	1,033,114	3	3,950	9	8,481	723	9,359
15 to 19 cows	399		6,610		4,113,089		399	152	1,503,152	264	778,557	—	—	1	10	397	7,009
20 to 29 cows	217	148	4,854	3,208	3,316,993	1,900,771	217	113	1,677,011	112	461,768	—	—	2	208	217	5,198
30 to 49 cows	23	13	832	420	616,195	259,488	23	16	415,350	8	56,588	—	—	—	—	23	865
50 cows and over	4	2	254	164	178,113	156,965	4	4	128,803	2	5,650	—	—	—	—	4	248
Rock																	
Total	1,235	1,272	10,353	10,728	5,440,429	5,464,664	1,199	22	116,162	1,186	1,426,443	6	3,520	182	33,295	1,257	11,995
None	xxx	xxx	xxx	xxx	xxx	xxx	xxx	xxx	xxx	xxx	xxx	xxx	xxx	xxx	xxx	34	226
1 cow	30	75	30	119	16,080	68,340	13	2	255	11	1,671	—	—	4	605	28	105
2 cows	35		70		36,197		24	2	215	22	6,873	—	—	11	1,622	32	104
3 cows	44		132		70,120		40	—	—	39	16,235	1	700	6	1,938	43	168
4 cows	71	753	284	4,760	163,087	2,557,413	71	—	—	71	40,254	—	—	3	714	69	390
5 to 9 cows	651		4,605		2,391,921		647	6	12,345	642	651,560	5	2,820	94	16,394	648	5,392
10 to 14 cows	306	410	3,426	5,058	1,752,305	2,499,347	306	3	8,342	305	478,844	—	—	42	7,226	305	3,690
15 to 19 cows	68		1,117		576,286		68	4	15,580	68	156,504	—	—	16	3,257	68	1,156
20 cows and over	30	34	689	791	434,433	359,564	30	5	79,425	28	94,502	—	—	6	1,539	30	764
Roseau																	
Total	2,034	1,701	14,008	12,947	7,088,080	6,518,196	1,869	37	90,152	1,832	1,933,151	42	6,252	1,082	188,819	2,030	14,720
None	xxx	xxx	xxx	xxx	xxx	xxx	xxx	xxx	xxx	xxx	xxx	xxx	xxx	xxx	xxx	31	100
1 cow	156	223	156	358	72,750	190,427	43	6	1,885	34	3,761	4	111	87	9,070	126	216
2 cows	160		320		150,318		117	1	898	108	23,541	13	1,617	102	14,561	156	398
3 cows	149		447		208,505		137	2	1,530	135	43,820	4	238	96	15,391	144	526
4 cows	186	968	744	5,942	360,398	2,920,848	180	4	4,019	173	92,052	11	1,749	103	14,934	181	853
5 to 9 cows	943		6,509		3,292,400		933	14	22,987	924	895,893	7	1,652	490	90,679	934	6,781
10 to 14 cows	367	485	4,182	6,048	2,083,491	3,091,090	366	6	23,198	365	609,003	2	475	171	34,797	366	4,206
15 to 19 cows	69		1,107		589,851		69	2	18,875	69	170,644	1	410	19	4,663	68	1,095
20 to 29 cows	21	27	452	599	264,707	315,831	21	2	16,760	21	74,282	—	—	13	4,564	21	441
30 to 49 cows	3	—	111	—	65,660	—	3	—	—	3	20,155	—	—	1	360	3	106

TABLE 19.—COWS MILKED AND MILK PRODUCED, 1939 AND 1929; DAIRY PRODUCTS SOLD AND BUTTER CHURNED, 1939; AND COWS KEPT FOR MILK APR. 1, 1940; BY NUMBER OF COWS MILKED, BY COUNTIES—Continued

(For explanation and definitions, see text)

STATE OR COUNTY AND NUMBER OF COWS MILKED	COWS MILKED				MILK PRODUCED (GALLONS)		DAIRY PRODUCTS SOLD, 1939							BUTTER CHURNED ON FARMS, 1939		COWS KEPT MAINLY FOR MILK PRODUCTION, APR. 1, 1940	
	Farms reporting		Number					Whole milk sold		Cream sold		Butter sold					
	1939	1929	1939	1929	1939	1929	Farms reporting	Farms reporting	Gallons	Farms reporting	Pounds of butterfat	Farms reporting	Pounds	Farms reporting	Pounds	Farms reporting	Number
MINNESOTA—Contd.																	
St. Louis																	
Total	5,502	4,220	26,050	21,814	15,105,022	13,491,420	3,982	1,321	5,336,034	2,862	1,924,463	159	38,248	3,154	491,916	5,423	27,197
None	xxx	xxx	xxx	xxx	xxx	xxx	xxx	xxx	xxx	xxx	xxx	xxx	xxx	xxx	xxx	77	184
1 cow	1,057	1,027	1,057	1,641	546,387	919,086	165	75	11,558	76	7,275	21	1,713	622	56,949	982	1,226
2 cows	995		1,990		1,007,241		519	121	55,933	395	74,916	51	5,364	706	99,235	965	2,114
3 cows	711		2,133		1,082,546		609	117	88,160	521	155,040	22	2,786	496	78,447	694	2,167
4 cows	604	2,804	2,416	14,253	1,332,069	8,518,189	571	120	198,505	471	225,940	18	3,753	377	69,327	593	2,539
5 to 9 cows	1,567		10,251		5,884,855		1,553	519	1,590,169	1,144	1,029,757	35	8,308	784	138,680	1,547	10,595
10 to 14 cows	416	330	4,687	4,077	2,883,343	2,677,098	415	240	1,499,873	206	333,187	9	6,779	139	34,428	413	4,818
15 to 19 cows	79		1,285		775,373		79	61	569,542	26	53,139	----	----	21	3,590	79	1,257
20 to 29 cows	53	35	1,173	817	796,370	625,182	53	50	684,199	15	14,894	2	3,550	7	4,760	53	1,196
30 to 49 cows	15	18	520	643	413,090	468,174	15	13	313,813	5	24,050	----	----	----	----	15	539
50 to 74 cows	2	5	137	294	94,950	211,500	2	2	60,530	2	4,440	1	6,000	1	6,000	2	137
75 cows and over	3	1	401	89	288,998	72,191	3	3	263,752	1	1,825	----	----	1	500	3	425
Scott																	
Total	1,514	1,536	18,331	16,933	10,313,999	10,581,593	1,468	700	5,257,650	804	1,409,005	9	4,610	41	10,498	1,509	20,397
None	xxx	xxx	xxx	xxx	xxx	xxx	xxx	xxx	xxx	xxx	xxx	xxx	xxx	xxx	xxx	14	109
1 cow	36	54	36	90	16,240	41,909	11	7	1,440	5	468	----	----	6	795	32	49
2 cows	28		56		23,705		20	9	7,430	12	2,331	----	----	3	550	24	64
3 cows	22		66		34,544		19	5	7,270	15	6,715	----	----	----	----	22	90
4 cows	26	566	104	3,716	46,831	2,195,096	26	15	26,533	11	3,269	2	220	5	420	26	142
5 to 9 cows	399		2,973		1,541,896		389	137	471,364	262	289,793	5	2,150	13	3,817	391	3,389
10 to 14 cows	540	809	6,397	10,532	3,471,443	6,718,046	540	255	1,617,664	296	514,318	1	840	8	2,374	538	6,995
15 to 19 cows	313		5,196		3,030,666		313	175	1,671,135	147	593,558	1	1,400	6	2,542	312	5,692
20 to 29 cows	135	89	2,992	1,968	1,805,698	1,263,728	135	85	1,181,882	53	181,753	----	----	----	----	135	3,281
30 to 49 cows	15	18	511	627	342,976	362,814	15	12	272,932	3	16,800	----	----	----	----	15	586
Sherburne																	
Total	1,084	1,153	9,964	9,079	5,268,753	5,091,682	1,020	257	1,659,918	813	975,141	23	18,245	90	28,223	1,076	10,859
None	xxx	xxx	xxx	xxx	xxx	xxx	xxx	xxx	xxx	xxx	xxx	xxx	xxx	xxx	xxx	13	56
1 cow	46	126	46	197	19,104	103,877	12	3	565	9	852	1	40	12	812	39	74
2 cows	44		88		33,790		31	4	650	29	5,472	1	350	9	1,281	44	131
3 cows	52		156		68,364		42	8	8,534	37	14,021	----	----	6	714	49	190
4 cows	55	682	220	4,099	105,119	2,198,573	53	7	11,638	45	23,514	2	390	8	949	53	254
5 to 9 cows	454		3,223		1,540,075		449	61	187,879	399	363,186	12	5,230	31	9,156	447	3,593
10 to 14 cows	295	314	3,413	3,954	1,809,615	2,241,449	295	83	500,120	222	366,208	4	6,942	17	9,558	295	3,692
15 to 19 cows	87		1,426		819,036		87	35	332,715	53	138,921	1	2,000	4	2,430	87	1,454
20 to 29 cows	39	23	873	508	522,925	315,668	39	25	327,677	16	52,086	1	1,560	2	1,590	37	902
30 to 49 cows	9	6	312	215	183,415	157,115	9	8	130,940	3	10,881	----	----	----	----	9	307
50 cows and over	3	2	207	106	167,310	75,000	3	3	159,200	----	----	1	1,733	1	1,733	3	206
Sibley																	
Total	2,181	2,159	23,602	22,139	13,866,764	11,941,065	2,113	61	342,514	2,068	4,009,156	7	7,615	45	14,202	2,186	26,082
None	xxx	xxx	xxx	xxx	xxx	xxx	xxx	xxx	xxx	xxx	xxx	xxx	xxx	xxx	xxx	30	168
1 cow	48	83	48	129	23,975	58,980	8	----	----	8	1,050	----	----	2	235	43	72
2 cows	41		82		36,650		29	1	250	28	6,955	----	----	8	1,224	36	111
3 cows	40		120		58,662		34	1	700	34	13,169	----	----	3	690	38	144
4 cows	66	929	264	6,208	125,485	3,149,438	66	1	2,000	64	32,370	1	200	2	344	64	329
5 to 9 cows	723		5,313		3,019,752		716	17	57,046	701	846,593	3	3,045	14	5,024	720	6,275
10 to 14 cows	795	1,048	9,349	13,549	5,457,307	7,397,978	792	20	100,020	778	1,592,433	1	120	9	1,205	791	10,236
15 to 19 cows	347		5,665		3,431,353		347	13	104,813	339	1,019,420	1	2,250	4	2,930	345	5,935
20 to 29 cows	112	92	2,462	2,026	1,525,096	1,180,974	112	8	77,685	107	443,348	----	----	2	550	111	2,559
30 to 49 cows	9	7	299	227	188,484	153,695	9	----	----	9	53,818	1	2,000	1	2,000	8	253
Stearns																	
Total	4,459	4,467	52,633	48,707	28,439,880	26,553,195	4,347	257	1,418,914	4,225	7,950,505	6	2,858	227	31,894	4,438	58,644
None	xxx	xxx	xxx	xxx	xxx	xxx	xxx	xxx	xxx	xxx	xxx	xxx	xxx	xxx	xxx	45	262
1 cow	96	242	96	378	42,059	177,717	30	4	440	29	3,346	----	----	13	1,475	81	131
2 cows	89		178		146,379		66	7	4,650	60	17,040	1	162	17	1,763	82	230
3 cows	97		291		132,106		89	10	7,637	85	30,392	----	----	7	643	92	375
4 cows	124	1,699	496	11,017	219,054	5,496,234	122	12	9,710	115	55,711	----	----	8	1,125	122	608
5 to 9 cows	1,212		8,907		4,465,763		1,206	59	95,699	1,183	1,298,760	2	1,500	82	9,995	1,193	10,204
10 to 14 cows	1,560	2,124	18,492	28,117	9,724,250	15,584,362	1,553	56	227,286	1,522	2,818,386	2	1,146	74	12,429	1,550	20,522
15 to 19 cows	866		14,275		7,766,069		866	57	346,833	841	2,196,419	1	50	17	3,012	859	15,646
20 to 29 cows	368	374	8,203	8,275	4,856,228	4,728,903	368	35	285,980	357	1,332,948	----	----	9	1,452	367	8,862
30 to 49 cows	44	28	1,501	920	946,194	565,979	44	14	304,901	34	195,303	----	----	----	----	44	1,578
50 cows and over	3	----	194	----	141,778	----	3	3	155,778	1	2,200	----	----	----	----	3	226
Steele																	
Total	1,860	1,852	23,142	20,193	14,367,195	12,251,195	1,813	38	314,925	1,791	4,492,345	3	1,910	182	28,522	1,830	24,719
None	xxx	xxx	xxx	xxx	xxx	xxx	xxx	xxx	xxx	xxx	xxx	xxx	xxx	xxx	xxx	15	133
1 cow	42	105	42	162	22,800	90,733	8	2	336	7	823	----	----	21	2,340	37	46
2 cows	54		108		53,575		45	5	2,140	41	11,343	----	----	10	1,075	47	109
3 cows	40		120		68,619		37	1	50	36	18,692	----	----	4	489	37	143
4 cows	32	654	128	4,413	77,530	2,708,382	32	1	2,900	32	24,386	1	400	3	531	31	140
5 to 9 cows	410		3,110		1,860,529		409	1	4,147	408	590,468	----	----	39	4,034	404	3,452
10 to 14 cows	640	980	7,574	13,001	4,667,256	7,921,868	640	10	35,370	637	1,487,061	----	----	52	7,818	631	8,195
15 to 19 cows	449		7,439		4,566,004		449	7	30,685	447	1,452,954	2	1,510	36	8,176	443	7,737
20 to 29 cows	175	101	3,908	2,207	2,536,361	1,272,731	175	7	90,570	169	791,307	----	----	17	4,059	167	3,980
30 to 49 cows	15	12	517	410	343,150	257,481	15	2	46,045	13	93,311	----	----	----	----	15	572
50 cows and over	3	----	195	----	171,371	----	3	2	102,682	1	22,000	----	----	----	----	3	212

TABLE 19.—COWS MILKED AND MILK PRODUCED, 1939 AND 1929; DAIRY PRODUCTS SOLD AND BUTTER CHURNED, 1939; AND COWS KEPT FOR MILK APR. 1, 1940; BY NUMBER OF COWS MILKED, BY COUNTIES—Continued

(For explanation and definitions, see text)

STATE OR COUNTY AND NUMBER OF COWS MILKED	COWS MILKED				MILK PRODUCED (GALLONS)		DAIRY PRODUCTS SOLD, 1939							BUTTER CHURNED ON FARMS, 1939		COWS KEPT MAINLY FOR MILK PRODUCTION, APR. 1, 1940	
	Farms reporting		Number					Whole milk sold		Cream sold		Butter sold					
	1939	1929	1939	1929	1939	1929	Farms reporting	Farms reporting	Gallons	Farms reporting	Pounds of butterfat	Farms reporting	Pounds	Farms reporting	Pounds	Farms reporting	Number
MINNESOTA—Contd.																	
Stevens																	
Total	1,192	1,185	9,803	9,107	5,657,819	4,735,498	1,136	23	102,437	1,124	1,384,771	13	4,932	238	42,525	1,197	10,901
None	xxx	xxx	xxx	xxx	xxx	xxx	xxx	xxx	xxx	xxx	xxx	xxx	xxx	xxx	xxx	19	98
1 cow	36	109	36	174	20,395	78,845	6	1	10	5	1,293	—	—	13	1,665	34	50
2 cows	42		84		41,248		24	—	—	24	6,424	—	—	10	1,118	40	117
3 cows	47		141		71,529		45	1	365	45	15,950	—	—	12	1,330	45	224
4 cows	67	736	268	4,542	141,623	2,369,152	63	—	—	63	33,665	—	—	14	1,581	67	358
5 to 9 cows	617		4,317		2,378,671		615	7	10,515	609	606,493	8	3,599	123	21,616	613	4,886
10 to 14 cows	284	323	3,221	4,019	1,892,338	2,094,501	284	6	22,500	281	459,297	5	1,333	53	12,231	281	3,356
15 to 19 cows	83		1,347		867,146		83	3	19,400	81	209,843	—	—	13	2,984	82	1,392
20 to 29 cows	13	17	285	372	169,597	193,000	13	3	14,450	13	43,132	—	—	—	—	13	302
30 to 49 cows	3	—	104	—	75,272	—	3	2	35,197	3	8,674	—	—	—	—	3	118
Swift																	
Total	1,686	1,708	13,918	12,904	6,628,795	6,462,196	1,616	34	163,190	1,603	1,725,610	6	3,409	469	85,914	1,700	15,688
None	xxx	xxx	xxx	xxx	xxx	xxx	xxx	xxx	xxx	xxx	xxx	xxx	xxx	xxx	xxx	40	166
1 cow	48	153	48	245	23,586	120,181	10	1	243	9	1,183	—	—	16	1,383	42	101
2 cows	65		130		61,448		49	2	300	49	12,280	—	—	23	2,940	64	211
3 cows	60		180		79,492		55	2	196	55	18,305	—	—	17	2,200	57	223
4 cows	107	1,087	428	6,675	192,466	3,228,860	103	3	1,430	102	42,728	—	—	29	4,746	107	551
5 to 9 cows	867		6,097		2,760,140		862	7	10,998	857	739,266	4	1,516	250	41,078	855	6,973
10 to 14 cows	429	444	4,819	5,372	2,302,500	2,722,578	427	7	28,508	424	605,084	2	1,893	112	27,338	425	5,093
15 to 19 cows	64		1,044		501,476		64	4	20,765	63	136,470	—	—	16	4,188	64	1,092
20 to 29 cows	40	19	888	435	504,782	282,977	40	5	31,275	39	130,058	—	—	5	1,677	40	982
30 to 49 cows	3	4	118	127	85,625	77,800	3	1	39,000	2	12,888	—	—	1	364	3	118
50 to 74 cows	3	1	166	50	117,300	30,000	3	2	30,475	3	27,348	—	—	—	—	3	178
Todd																	
Total	3,500	3,514	34,677	32,088	20,639,768	19,345,289	3,400	48	116,873	3,370	6,008,879	12	2,342	257	31,892	3,485	37,624
None	xxx	xxx	xxx	xxx	xxx	xxx	xxx	xxx	xxx	xxx	xxx	xxx	xxx	xxx	xxx	46	244
1 cow	103	263	103	399	48,718	220,694	33	2	35	28	2,975	4	287	36	3,726	95	215
2 cows	105		210		103,241		82	6	1,778	75	21,212	1	115	29	2,793	101	264
3 cows	99		297		155,023		94	1	50	92	45,456	1	255	13	1,762	97	380
4 cows	143	1,733	572	11,207	296,898	6,582,640	143	5	5,925	140	83,650	1	20	13	972	136	656
5 to 9 cows	1,314		9,631		5,362,938		1,312	15	31,478	1,303	1,572,385	4	1,515	99	13,825	1,298	11,066
10 to 14 cows	1,196	1,403	14,004	17,786	8,505,989	10,913,645	1,196	13	34,145	1,195	2,479,036	—	—	52	6,418	1,179	14,815
15 to 19 cows	399		6,548		4,046,131		399	3	2,490	399	1,199,257	1	150	13	1,850	395	6,770
20 to 29 cows	124	101	2,741	2,213	1,752,978	1,318,412	124	1	6,470	123	510,010	—	—	2	546	122	2,673
30 cows and over	17	14	571	483	367,852	309,898	17	2	34,502	15	94,898	—	—	—	—	16	541
Traverse																	
Total	982	977	7,056	7,360	3,785,401	3,781,695	931	26	66,871	922	932,711	5	4,116	216	34,790	981	7,995
None	xxx	xxx	xxx	xxx	xxx	xxx	xxx	xxx	xxx	xxx	xxx	xxx	xxx	xxx	xxx	18	48
1 cow	40	81	40	136	18,935	60,524	9	—	—	9	1,049	—	—	9	586	38	95
2 cows	47		94		45,421		36	1	600	35	8,308	—	—	9	768	45	128
3 cows	49		147		70,955		42	1	300	42	16,638	—	—	11	1,262	47	178
4 cows	79	643	316	3,900	162,766	1,932,517	78	4	7,137	77	43,194	—	—	17	1,996	75	424
5 to 9 cows	544		3,715		1,970,329		543	13	26,715	539	486,716	3	1,240	129	19,399	536	4,226
10 to 14 cows	209	231	2,428	2,830	1,354,015	1,536,664	209	5	10,119	207	337,734	2	2,876	38	9,754	208	2,591
15 to 19 cows	—	—	—	—	—	—	—	—	—	—	—	—	—	—	—	—	—
20 cows and over	14	22	316	494	162,980	251,990	14	2	22,000	13	37,072	—	—	3	1,025	14	305
Wabasha																	
Total	1,605	1,683	17,986	18,223	9,841,699	10,385,772	1,544	68	354,360	1,506	2,748,861	4	1,116	132	22,593	1,587	19,783
None	xxx	xxx	xxx	xxx	xxx	xxx	xxx	xxx	xxx	xxx	xxx	xxx	xxx	xxx	xxx	11	77
1 cow	46	120	46	188	24,855	108,524	15	2	120	12	1,535	1	60	12	1,260	40	67
2 cows	61		122		53,576		43	4	1,830	41	8,353	—	—	9	1,137	53	148
3 cows	43		129		54,467		39	3	2,010	38	12,167	—	—	11	1,385	41	194
4 cows	41	614	164	4,035	76,396	2,269,573	36	3	3,982	34	19,249	—	—	6	782	40	188
5 to 9 cows	454		3,287		1,690,196		451	13	23,120	444	481,174	3	1,056	39	7,433	449	3,787
10 to 14 cows	551	812	6,506	10,763	3,609,201	6,250,143	551	19	100,055	540	1,031,815	—	—	39	7,306	548	7,238
15 to 19 cows	272		4,459		2,451,150		272	11	66,128	268	702,382	—	—	9	2,057	270	4,691
20 to 29 cows	117	120	2,606	2,649	1,472,302	1,438,922	117	11	110,125	109	395,729	—	—	5	960	115	2,710
30 to 49 cows	20	17	667	588	409,556	318,610	20	2	46,990	20	96,457	—	—	2	273	20	683
Wadena																	
Total	1,464	1,310	12,813	10,402	6,825,056	5,742,438	1,399	41	103,278	1,381	2,062,265	5	951	291	43,243	1,464	14,035
None	xxx	xxx	xxx	xxx	xxx	xxx	xxx	xxx	xxx	xxx	xxx	xxx	xxx	xxx	xxx	22	137
1 cow	61	133	61	205	31,421	94,427	20	1	183	17	2,489	2	120	22	2,272	50	96
2 cows	68		136		60,429		54	8	1,675	52	11,731	1	130	23	3,022	67	203
3 cows	47		141		70,505		42	4	4,308	40	17,766	—	—	10	1,357	45	171
4 cows	82	766	328	4,665	165,839	2,612,286	80	2	1,813	79	47,639	—	—	21	1,656	80	432
5 to 9 cows	613		4,409		2,417,367		610	10	24,630	606	726,271	2	701	108	15,118	610	4,928
10 to 14 cows	453	378	5,168	4,783	2,715,479	2,636,539	453	10	33,120	450	833,862	—	—	78	11,857	452	5,495
15 to 19 cows	102		1,676		879,078		102	4	21,819	100	277,766	—	—	24	6,319	100	1,674
20 to 29 cows	35	31	792	684	425,638	362,086	35	2	15,730	34	128,141	—	—	5	1,642	35	836
30 to 49 cows	3	2	102	65	59,300	37,100	3	—	—	3	16,600	—	—	—	—	3	65
Waseca																	
Total	1,577	1,607	17,276	15,912	9,847,887	8,829,959	1,523	45	166,363	1,495	2,875,867	5	8,884	32	13,250	1,588	20,151
None	xxx	xxx	xxx	xxx	xxx	xxx	xxx	xxx	xxx	xxx	xxx	xxx	xxx	xxx	xxx	27	209
1 cow	35	93	35	141	16,594	57,997	5	1	50	4	554	—	—	9	854	34	111
2 cows	31		62		27,565		17	3	1,271	15	3,390	—	—	6	469	28	110
3 cows	25		75		36,469		24	2	1,700	23	9,807	—	—	1	156	24	110
4 cows	41	707	164	4,690	77,956	2,454,372	39	2	1,147	38	22,673	—	—	2	250	39	197
5 to 9 cows	524		3,845		2,076,611		518	14	47,604	505	603,750	2	1,350	7	2,391	521	4,681
10 to 14 cows	579	737	6,807	9,421	3,847,357	5,343,566	578	13	58,280	571	1,154,099	1	1,774	4	2,850	573	7,676
15 to 19 cows	250		4,122		2,445,924		250	7	34,461	247	702,156	2	5,760	2	5,760	250	4,749
20 to 29 cows	80	62	1,749	1,393	1,088,961	804,114	80	3	21,850	80	307,720	—	—	—	—	80	1,847
30 to 49 cows	12	8	417	267	230,450	169,910	12	—	—	12	71,718	—	—	1	520	12	441

TABLE 19.—COWS MILKED AND MILK PRODUCED, 1939 AND 1929; DAIRY PRODUCTS SOLD AND BUTTER CHURNED, 1939; AND COWS KEPT FOR MILK APR. 1, 1940; BY NUMBER OF COWS MILKED, BY COUNTIES—Continued

(For explanation and definitions, see text)

STATE OR COUNTY AND NUMBER OF COWS MILKED	COWS MILKED				MILK PRODUCED (GALLONS)		DAIRY PRODUCTS SOLD, 1939						BUTTER CHURNED ON FARMS, 1939		COWS KEPT MAINLY FOR MILK PRODUCTION, APR. 1, 1940	
	Farms reporting		Number					Whole milk sold		Cream sold		Butter sold				
	1939	1929	1939	1929	1939	1929	Farms reporting	Farms reporting	Gallons	Farms reporting	Pounds of butterfat	Farms reporting	Pounds	Farms reporting	Pounds	Farms reporting	Number
MINNESOTA—Contd.																	
Washington																	
Total	1,603	1,785	16,671	16,483	11,444,522	12,020,932	1,436	957	8,207,146	520	851,810	17	20,458	90	31,306	1,581	18,370
None	xxx	xxx	xxx	xxx	xxx	xxx	xxx	xxx	xxx	xxx	xxx	xxx	xxx	xxx	xxx	27	179
1 cow	139	222	139	334	61,483	186,051	28	15	3,994	8	820	5	320	41	4,154	116	181
2 cows	86		172		74,169		47	11	6,417	35	10,210	1	20	19	1,599	77	209
3 cows	53		159		80,391		46	16	26,676	31	12,235	1	150	2	278	52	194
4 cows	73	818	292	5,130	152,465	3,583,877	69	32	65,475	39	22,181	-----	-----	5	727	70	329
5 to 9 cows	424		3,055		1,987,643		420	249	1,195,981	179	214,477	4	670	11	2,036	414	3,360
10 to 14 cows	478	642	5,660	8,323	3,879,551	6,202,359	476	327	2,744,332	155	302,582	4	4,133	8	6,845	475	6,214
15 to 19 cows	216		3,583		2,524,469		216	167	1,909,188	54	166,058	-----	-----	2	132	216	3,819
20 to 29 cows	101	80	2,289	1,791	1,634,652	1,364,263	101	90	1,407,060	13	64,880	1	150	1	520	101	2,499
30 to 49 cows	26	19	865	652	659,342	486,042	26	24	587,425	4	17,679	-----	-----	-----	-----	26	938
50 cows and over	7	4	457	253	390,357	198,340	7	6	260,598	2	20,688	1	15,015	1	15,015	7	448
Watonwan																	
Total	1,367	1,432	12,643	12,432	6,808,561	6,617,798	1,297	27	152,838	1,284	2,013,836	4	622	43	6,140	1,381	13,885
None	xxx	xxx	xxx	xxx	xxx	xxx	xxx	xxx	xxx	xxx	xxx	xxx	xxx	xxx	xxx	36	218
1 cow	47	129	47	205	22,805	99,872	13	-----	-----	12	1,557	1	20	3	298	43	69
2 cows	56		112		57,214		34	1	1,600	33	10,286	-----	-----	6	1,085	55	151
3 cows	33		99		47,845		30	-----	-----	30	11,642	-----	-----	3	260	30	113
4 cows	78	734	312	4,649	152,151	2,397,296	74	2	1,200	74	45,235	-----	-----	4	875	76	384
5 to 9 cows	571		4,103		2,096,737		564	11	22,858	559	627,963	1	100	10	1,373	562	4,589
10 to 14 cows	400	528	4,637	6,657	2,432,466	3,570,840	400	7	31,490	398	738,715	2	502	13	1,616	397	4,909
15 to 19 cows	137		2,268		1,309,754		137	-----	-----	137	393,328	-----	-----	4	635	137	2,368
20 to 29 cows	41	37	935	795	605,729	484,090	41	4	69,010	38	166,606	-----	-----	-----	-----	41	954
30 to 49 cows	4	4	130	126	83,860	65,700	4	2	26,680	3	18,524	-----	-----	-----	-----	4	130
Wilkin																	
Total	1,076	1,080	9,333	8,573	5,059,389	4,420,101	1,031	34	170,101	1,017	1,253,762	22	5,646	442	87,148	1,083	10,468
None	xxx	xxx	xxx	xxx	xxx	xxx	xxx	xxx	xxx	xxx	xxx	xxx	xxx	xxx	xxx	13	58
1 cow	32	106	32	159	21,128	81,736	8	-----	-----	8	1,563	-----	-----	9	864	31	65
2 cows	35		70		38,249		27	1	2,008	26	6,319	2	250	16	2,329	34	108
3 cows	42		126		60,012		34	-----	-----	34	11,462	2	110	20	2,936	41	147
4 cows	56	642	224	3,922	110,947	1,999,069	54	2	4,075	51	21,852	3	496	30	5,754	54	256
5 to 9 cows	502		3,508		1,842,885		499	12	6,870	497	460,753	7	1,385	202	36,117	502	4,112
10 to 14 cows	302	303	3,432	3,725	1,822,654	1,892,704	302	9	43,410	297	466,339	7	3,105	120	27,560	301	3,675
15 to 19 cows	80		1,293		776,419		80	5	35,284	78	200,863	1	300	37	9,002	80	1,345
20 to 29 cows	23	24	507	552	292,760	271,492	23	3	27,810	23	74,021	-----	-----	8	2,586	23	534
30 to 49 cows	4	4	141	125	94,335	114,600	4	2	50,644	3	10,590	-----	-----	-----	-----	4	168
50 to 74 cows	-----	-----	-----	-----	-----	-----	-----	-----	-----	-----	-----	-----	-----	-----	-----	-----	-----
75 to 99 cows	-----	1	-----	90	-----	60,500	-----	-----	-----	-----	-----	-----	-----	-----	-----	-----	-----
Winona																	
Total	1,909	2,017	22,939	22,911	12,161,929	12,751,811	1,839	140	1,037,109	1,718	3,322,426	46	68,870	111	79,158	1,892	25,162
None	xxx	xxx	xxx	xxx	xxx	xxx	xxx	xxx	xxx	xxx	xxx	xxx	xxx	xxx	xxx	19	130
1 cow	61	139	61	209	30,606	103,335	18	5	572	12	2,089	2	470	12	1,736	53	115
2 cows	62		124		55,204		43	7	3,372	36	7,967	2	260	12	1,699	59	141
3 cows	44		132		66,436		42	3	1,670	38	16,599	3	1,550	5	2,436	43	146
4 cows	55	652	220	4,257	116,275	2,232,121	55	7	10,543	48	29,117	1	600	4	1,111	53	241
5 to 9 cows	462		3,314		1,833,444		456	21	52,027	437	464,842	11	10,079	29	12,287	450	3,795
10 to 14 cows	640	1,039	7,633	13,871	3,886,835	7,785,627	640	31	139,284	606	1,123,866	17	28,566	34	30,374	634	8,402
15 to 19 cows	367		6,088		3,263,970		367	21	167,325	349	933,692	7	13,585	10	14,675	364	6,510
20 to 29 cows	184	160	4,088	3,527	2,260,798	2,016,109	184	33	355,781	165	580,220	2	8,080	4	9,160	183	4,325
30 to 49 cows	29	22	981	771	634,040	414,323	29	9	145,535	25	150,076	1	5,680	1	5,680	29	1,028
50 to 74 cows	5	5	298	276	214,321	200,296	5	3	161,000	2	13,978	-----	-----	-----	-----	5	329
Wright																	
Total	3,507	3,618	35,349	33,173	20,045,339	18,548,726	3,399	636	3,153,716	2,761	5,034,074	77	107,513	240	137,638	3,510	38,068
None	xxx	xxx	xxx	xxx	xxx	xxx	xxx	xxx	xxx	xxx	xxx	xxx	xxx	xxx	xxx	42	269
1 cow	102	233	102	384	45,431	210,463	44	21	6,477	22	2,331	2	180	21	1,790	88	144
2 cows	123		246		118,433		100	25	17,914	73	19,510	5	717	26	3,040	121	298
3 cows	115		345		174,430		108	23	22,354	83	38,184	4	1,792	18	4,305	111	395
4 cows	131	1,828	524	11,656	256,668	6,230,227	125	30	48,711	97	55,895	1	450	12	1,620	129	563
5 to 9 cows	1,283		9,378		5,153,018		1,271	222	700,349	1,044	1,312,282	34	34,257	94	46,467	1,272	10,216
10 to 14 cows	1,138	1,427	13,243	18,146	7,542,763	10,337,170	1,136	191	1,071,083	945	1,932,858	22	41,545	46	47,883	1,135	14,136
15 to 19 cows	419		6,901		4,011,223		419	77	669,499	343	1,026,063	6	17,260	16	19,966	418	7,303
20 to 29 cows	177	117	3,954	2,622	2,341,686	1,525,306	177	41	472,425	138	586,037	3	11,312	7	12,767	175	4,059
30 cows and over	19	11	656	365	402,687	245,560	19	6	144,904	16	80,934	-----	-----	-----	-----	19	685
Yellow Medicine																	
Total	1,994	2,100	13,490	14,712	6,765,416	7,232,516	1,889	38	149,326	1,863	1,805,312	17	4,456	331	61,276	2,007	14,713
None	xxx	xxx	xxx	xxx	xxx	xxx	xxx	xxx	xxx	xxx	xxx	xxx	xxx	xxx	xxx	37	152
1 cow	79	199	79	316	43,357	164,060	31	1	25	30	3,473	1	100	13	1,129	75	132
2 cows	98		196		94,168		71	1	470	69	16,277	1	340	28	3,547	96	253
3 cows	114		342		158,888		103	4	1,126	98	33,794	2	415	22	3,614	112	434
4 cows	234	1,442	936	8,673	485,045	4,203,664	227	2	5,698	225	122,732	2	200	35	6,320	231	1,100
5 to 9 cows	1,117		7,580		3,681,461		1,108	14	21,365	1,100	997,629	9	2,791	176	33,522	1,107	8,114
10 to 14 cows	295	439	3,308	5,251	1,681,303	2,576,269	292	9	40,910	286	474,942	2	610	52	12,012	292	3,406
15 to 19 cows	46		738		424,182		45	3	25,050	44	116,675	-----	-----	4	982	45	761
20 cows and over	12	20	311	472	197,012	288,523	12	4	56,682	11	39,790	-----	-----	1	150	12	361

TABLE 19.—COWS MILKED AND MILK PRODUCED, 1939 AND 1929; DAIRY PRODUCTS SOLD AND BUTTER CHURNED, 1939; AND COWS KEPT FOR MILK APR. 1, 1940; BY NUMBER OF COWS MILKED, BY COUNTIES—Continued

(For explanation and definitions, see text)

STATE OR COUNTY AND NUMBER OF COWS MILKED	COWS MILKED				MILK PRODUCED (GALLONS)		DAIRY PRODUCTS SOLD, 1939							BUTTER CHURNED ON FARMS, 1939		COWS KEPT MAINLY FOR MILK PRODUCTION, APR. 1, 1940	
	Farms reporting		Number					Whole milk sold		Cream sold		Butter sold					
	1939	1929	1939	1929	1939	1929	Farms reporting	Farms reporting	Gallons	Farms reporting	Pounds of butterfat	Farms reporting	Pounds	Farms reporting	Pounds	Farms reporting	Number
MISSISSIPPI																	
Total	191,907	167,492	456,486	383,703	150,430,135	130,644,269	33,441	19,792	39,494,249	6,268	2,391,768	10,649	1,565,595	168,035	23,809,897	191,814	522,742
None	xxx	xxx	xxx	xxx	xxx	xxx	xxx	xxx	xxx	xxx	xxx	xxx	xxx	xxx	xxx	6,757	11,392
1 cow	91,040	130,352	91,040	176,201	32,965,792	60,195,732	3,679	1,275	188,817	368	30,312	2,526	163,735	79,664	8,043,597	86,266	107,422
2 cows	55,948		111,896		34,769,682		7,356	3,224	1,087,608	1,484	181,798	3,430	324,237	50,472	7,787,097	54,543	126,488
3 cows	18,635		55,905		18,377,401		5,427	2,900	1,691,714	1,189	212,129	1,835	233,042	16,649	3,190,260	18,317	62,360
4 cows	9,997	33,367	39,988	140,986	11,485,702	45,036,697	4,445	2,728	2,356,248	975	250,693	1,071	166,414	8,716	1,815,382	9,838	42,675
5 to 9 cows	12,014		73,814		22,212,537		8,366	6,147	9,388,252	1,566	649,779	1,326	332,407	9,804	2,162,577	11,868	76,785
10 to 14 cows	2,182	2,756	24,304	34,866	7,840,128	12,816,930	2,074	1,676	4,971,167	344	280,575	248	114,238	1,543	377,673	2,134	25,789
15 to 19 cows	787		12,766		4,586,733		780	668	3,354,064	123	156,987	83	52,510	511	134,118	780	13,824
20 to 29 cows	671	615	15,244	13,828	5,773,663	5,292,875	663	579	4,479,260	98	188,092	63	53,340	395	123,114	664	17,460
30 to 49 cows	445	296	15,993	10,514	7,112,594	4,299,869	444	403	5,972,223	72	208,312	58	44,179	192	79,489	440	18,044
50 to 74 cows	136	72	7,788	4,114	5,687,692	1,671,797	135	124	3,047,185	30	118,816	22	47,942	65	55,924	135	9,087
75 to 99 cows	41	21	3,365	1,654	1,558,262	661,594	41	38	1,259,642	11	64,157	4	6,771	15	12,532	41	3,919
100 to 199 cows	28	13	3,495	1,540	1,805,064	668,775	28	27	1,538,089	7	69,993	2	4,150	7	5,404	28	4,349
200 cows and over	3	———	898	———	254,905	———	3	3	162,000	1	125	1	22,630	2	22,730	3	1,148
Adams																	
Total	1,025	765	2,634	2,037	680,066	621,800	76	31	210,394	9	8,150	54	11,474	736	57,434	1,073	3,244
None	xxx	xxx	xxx	xxx	xxx	xxx	xxx	xxx	xxx	xxx	xxx	xxx	xxx	xxx	xxx	59	78
1 cow	479	600	479	838	109,935	198,317	8	1	30	———	———	7	157	289	9,507	471	624
2 cows	317		634		135,962		17	5	226	———	———	16	470	249	15,642	314	783
3 cows	110		330		67,046		4	———	———	———	———	4	95	96	8,434	110	390
4 cows	52	137	208	500	45,395	117,788	9	2	810	———	———	8	1,218	46	5,911	52	225
5 to 9 cows	44		259		54,710		16	3	7,200	2	1,680	12	2,437	40	8,205	44	250
10 to 14 cows	4	19	50	354	11,205	173,727	4	3	7,700	———	———	2	340	4	908	4	53
15 to 19 cows	7		115		37,105		6	5	21,475	1	600	2	3,580	5	4,200	7	134
20 to 29 cows	5	———	116	———	51,730	———	5	5	34,050	2	1,360	———	———	2	250	5	176
30 to 49 cows	2	8	80	245	26,000	100,968	2	2	18,500	1	360	———	———	2	800	2	89
50 cows and over	5	1	363	100	140,978	31,000	5	5	120,403	3	4,130	3	3,177	3	3,577	5	442
Alcorn																	
Total	2,446	2,445	5,096	4,553	1,864,241	2,224,556	610	386	417,531	82	25,016	211	29,371	2,287	363,889	2,439	5,171
None	xxx	xxx	xxx	xxx	xxx	xxx	xxx	xxx	xxx	xxx	xxx	xxx	xxx	xxx	xxx	23	31
1 cow	1,160	2,058	1,160	2,664	419,361	1,306,823	78	35	5,826	6	237	46	2,837	1,093	121,258	1,139	1,260
2 cows	793		1,586		555,244		187	105	35,396	17	3,049	86	9,209	752	136,539	788	1,596
3 cows	208		624		216,161		113	76	44,201	17	3,145	32	4,574	193	44,475	206	610
4 cows	127	367	508	1,568	187,357	773,298	93	58	49,845	22	5,814	24	4,182	116	26,279	127	473
5 to 9 cows	133		822		307,815		114	89	146,568	18	9,836	17	4,244	115	27,369	131	770
10 to 14 cows	16	16	176	201	77,195	94,720	16	15	51,925	1	1,152	4	1,425	11	4,201	16	180
15 to 19 cows	3		46		18,008		3	2	11,270	1	1,783	———	———	3	308	3	33
20 cows and over	6	4	174	120	83,100	49,715	6	6	72,500	———	———	2	2,900	4	3,460	6	218
Amite																	
Total	2,768	2,229	8,589	6,998	2,343,279	1,994,908	393	239	804,717	22	10,215	156	20,838	2,049	193,938	2,642	10,697
None	xxx	xxx	xxx	xxx	xxx	xxx	xxx	xxx	xxx	xxx	xxx	xxx	xxx	xxx	xxx	96	213
1 cow	907	1,391	907	1,966	241,481	544,439	10	2	955	———	———	9	236	563	24,584	759	1,172
2 cows	794		1,588		420,711		46	13	7,414	2	126	37	3,255	609	50,513	756	2,140
3 cows	393		1,179		280,537		32	5	6,909	1	72	26	3,076	318	35,459	382	1,500
4 cows	239	719	956	3,292	241,030	913,300	49	18	20,120	———	———	36	4,826	208	32,013	226	1,110
5 to 9 cows	307		1,894		464,249		132	90	173,563	13	5,657	37	6,033	257	39,440	300	2,273
10 to 14 cows	66	98	763	1,220	245,039	378,739	63	51	184,500	5	3,860	11	3,512	49	7,565	63	789
15 to 19 cows	34		538		175,715		33	32	154,845	1	500	———	———	27	1,643	32	644
20 to 29 cows	20	19	461	445	180,506	135,830	20	20	166,900	———	———	1	100	13	1,854	20	551
30 cows and over	8	2	303	75	94,011	22,600	8	8	89,511	———	———	———	———	5	867	8	305
Attala																	
Total	3,691	3,237	10,371	9,533	3,349,038	3,617,223	1,217	835	1,031,497	320	70,576	146	18,952	3,369	475,729	3,679	11,159
None	xxx	xxx	xxx	xxx	xxx	xxx	xxx	xxx	xxx	xxx	xxx	xxx	xxx	xxx	xxx	106	183
1 cow	1,266	1,991	1,266	2,852	429,410	1,103,203	55	27	4,720	8	446	28	2,420	1,152	112,854	1,191	1,521
2 cows	1,045		2,090		652,242		204	107	38,980	65	6,601	49	5,267	996	149,102	1,021	2,236
3 cows	471		1,413		434,496		220	131	65,269	75	12,128	30	3,285	436	74,339	467	1,531
4 cows	315	1,123	1,260	4,997	395,478	1,846,166	208	148	113,870	60	11,452	14	1,080	280	46,518	312	1,344
5 to 9 cows	504		3,114		1,009,182		440	338	484,349	107	37,946	18	2,250	429	73,752	494	3,130
10 to 14 cows	61	112	658	1,363	220,475	568,089	61	58	152,755	1	550	4	4,340	54	13,774	59	655
15 to 19 cows	17		279		100,555		17	14	83,404	3	1,303	1	52	11	2,630	17	251
20 cows and over	12	11	291	321	107,200	99,765	12	12	88,150	1	150	2	260	11	2,760	12	308
Benton																	
Total	1,429	1,401	3,240	3,098	1,025,038	1,160,705	328	45	28,452	183	51,440	129	8,852	1,379	203,459	1,416	3,483
None	xxx	xxx	xxx	xxx	xxx	xxx	xxx	xxx	xxx	xxx	xxx	xxx	xxx	xxx	xxx	24	32
1 cow	572	1,097	572	1,565	202,832	584,568	47	4	595	4	227	42	851	553	45,940	550	697
2 cows	441		882		285,789		77	7	1,078	38	4,453	39	1,461	431	65,312	431	992
3 cows	190		570		166,617		63	5	530	43	7,785	20	2,097	188	40,417	185	573
4 cows	105	282	420	1,182	129,135	451,772	53	7	2,761	40	11,920	6	295	98	22,311	105	378
5 to 9 cows	112		692		202,975		79	19	18,988	51	21,632	21	5,898	103	30,023	112	723
10 cows and over	9	22	104	351	37,690	124,365	9	3	4,500	7	5,425	1	250	6	1,456	9	88
Bolivar																	
Total	4,409	3,224	5,957	4,020	2,489,257	1,374,005	309	107	160,440	8	7,980	256	27,936	4,114	574,524	4,380	6,192
None	xxx	xxx	xxx	xxx	xxx	xxx	xxx	xxx	xxx	xxx	xxx	xxx	xxx	xxx	xxx	325	423
1 cow	3,578	3,140	3,578	3,537	1,549,965	1,192,167	168	38	4,384	4	233	154	9,220	3,340	383,875	3,285	3,488
2 cows	665		1,330		528,910		79	33	9,756	———	———	65	5,942	651	134,869	619	1,259
3 cows	76		228		91,338		17	7	4,704	1	75	12	1,719	69	21,294	70	245
4 cows	38	69	152	254	62,966	94,461	11	3	1,050	———	———	11	5,415	36	16,829	32	123
5 to 9 cows	31		187		72,454		15	9	16,131	———	———	8	1,335	26	9,576	29	210
10 to 14 cows	8	12	82	149	37,626	67,735	7	6	17,828	1	716	3	3,205	7	5,401	8	76
15 to 19 cows	2		34		21,400		2	1	200	1	6,800	1	600	2	1,580	2	55
20 to 29 cows	8	2	143	48	71,375	9,000	6	6	59,680	1	156	1	300	2	900	6	141
30 cows and over	5	1	223	32	53,223	10,640	4	4	46,707	———	———	1	200	1	200	4	172

TABLE 19.—COWS MILKED AND MILK PRODUCED, 1939 AND 1929; DAIRY PRODUCTS SOLD AND BUTTER CHURNED, 1939; AND COWS KEPT FOR MILK APR. 1, 1940; BY NUMBER OF COWS MILKED, BY COUNTIES—Continued

(For explanation and definitions, see text)

STATE OR COUNTY AND NUMBER OF COWS MILKED	COWS MILKED				MILK PRODUCED (GALLONS)		DAIRY PRODUCTS SOLD, 1939						BUTTER CHURNED ON FARMS, 1939		COWS KEPT MAINLY FOR MILK PRODUCTION, APR. 1, 1940	
	Farms reporting		Number					Whole milk sold		Cream sold		Butter sold				
	1939	1929	1939	1929	1939	1929	Farms reporting	Farms reporting	Gallons	Farms reporting	Pounds of butterfat	Farms reporting	Pounds	Farms reporting	Pounds	Farms reporting	Number
MISSISSIPPI—Con.																	
Calhoun																	
Total	2,669	2,495	5,823	5,455	2,065,743	2,049,651	438	96	130,767	267	60,980	138	23,542	2,531	494,843	2,631	6,347
None	xxx	xxx	xxx	xxx	xxx	xxx	xxx	xxx	xxx	xxx	xxx	xxx	xxx	xxx	xxx	55	77
1 cow	1,066	1,857	1,066	2,649	460,641	997,167	37	11	1,017	14	829	20	1,573	1,011	138,042	1,002	1,279
2 cows	958		1,916		672,244		114	15	2,951	72	7,584	43	2,700	918	183,498	939	2,084
3 cows	314		942		311,939		95	13	6,951	62	11,842	29	3,237	298	76,141	305	958
4 cows	159	610	636	2,479	208,685	908,314	72	14	7,525	50	11,502	16	2,261	150	45,050	158	654
5 to 9 cows	141		843		250,224		92	25	23,008	59	21,255	22	4,515	129	36,671	141	853
10 to 14 cows	24	26	264	307	92,015	144,170	21	13	44,020	9	5,568	4	4,700	18	9,031	24	244
15 cows and over	7		156		69,995		7	5	45,295	1	2,600	4	4,556	7	6,410	7	198
Carroll																	
Total	2,718	2,746	7,423	7,294	2,166,701	2,045,940	581	421	509,823	44	6,718	134	20,169	2,447	405,206	2,711	7,880
None	xxx	xxx	xxx	xxx	xxx	xxx	xxx	xxx	xxx	xxx	xxx	xxx	xxx	xxx	xxx	116	196
1 cow	972	1,902	972	2,687	302,984	728,151	21	13	2,277	1	50	8	510	875	82,814	897	1,166
2 cows	795		1,590		478,925		94	47	14,599	14	872	35	3,343	734	122,343	767	1,705
3 cows	366		1,098		315,474		98	63	27,747	8	1,475	31	4,144	338	71,760	357	1,162
4 cows	231	756	924	3,412	255,035	921,859	99	70	48,292	6	734	25	3,407	202	45,530	226	879
5 to 9 cows	272		1,691		466,556		192	158	181,213	14	3,507	28	6,995	233	61,080	269	1,658
10 to 14 cows	63	81	695	1,015	194,220	335,630	59	53	113,980	1	80	6	1,740	52	17,132	62	666
15 to 19 cows	10		160		42,920		10	9	25,185	———	———	1	30	9	3,765	9	168
20 to 29 cows	6	5	139	110	34,987	23,320	5	5	29,790	———	———	———	———	3	482	5	121
30 cows and over	3	2	154	70	75,600	37,000	3	3	66,740	———	———	———	———	1	300	3	159
Chickasaw																	
Total	2,356	2,438	7,958	6,546	2,329,157	1,954,214	837	733	992,115	83	30,998	48	5,444	1,994	230,624	2,481	8,811
None	xxx	xxx	xxx	xxx	xxx	xxx	xxx	xxx	xxx	xxx	xxx	xxx	xxx	xxx	xxx	184	387
1 cow	769	1,681	769	2,355	243,412	664,723	18	10	1,108	1	50	9	544	685	53,920	735	898
2 cows	589		1,178		313,482		107	88	27,508	13	1,388	12	952	514	60,119	576	1,346
3 cows	267		801		221,713		123	100	55,651	18	2,018	5	830	223	29,221	265	866
4 cows	203	678	812	3,054	220,115	866,773	117	102	74,267	14	2,254	7	682	162	23,099	200	788
5 to 9 cows	393		2,483		713,570		338	305	405,545	30	8,478	11	1,216	311	47,472	388	2,470
10 to 14 cows	88	67	985	819	303,555	284,215	87	84	205,721	4	4,310	1	50	80	9,690	86	1,057
15 to 19 cows	36		591		190,120		36	34	142,890	2	5,200	2	970	31	5,586	36	654
20 to 29 cows	7	9	153	198	49,690	92,475	7	7	42,920	———	———	1	200	6	802	7	172
30 cows and over	4	3	186	120	73,500	46,028	4	3	36,505	1	7,300	———	———	2	715	4	173
Choctaw																	
Total	1,833	1,839	3,882	4,090	1,448,947	1,400,458	301	65	56,323	194	48,298	60	8,264	1,736	312,953	1,796	4,411
None	xxx	xxx	xxx	xxx	xxx	xxx	xxx	xxx	xxx	xxx	xxx	xxx	xxx	xxx	xxx	34	54
1 cow	735	1,344	735	1,941	296,747	690,615	29	10	1,590	6	310	16	1,027	693	86,874	686	915
2 cows	671		1,342		492,593		73	9	2,218	50	4,794	21	918	649	125,154	654	1,525
3 cows	215		645		214,478		65	12	5,045	48	6,266	8	1,749	206	46,545	212	676
4 cows	106	477	424	1,919	150,185	623,986	52	11	8,385	38	7,628	7	1,060	97	27,631	105	486
5 to 9 cows	95		567		218,424		71	19	29,625	46	16,625	7	2,810	81	22,931	95	589
10 cows and over	11	18	169	230	76,520	85,857	11	4	9,460	6	12,675	1	700	10	3,818	10	166
Claiborne																	
Total	1,112	1,248	2,488	3,195	553,945	681,427	51	14	58,444	11	9,870	34	5,485	816	68,593	1,086	2,764
None	xxx	xxx	xxx	xxx	xxx	xxx	xxx	xxx	xxx	xxx	xxx	xxx	xxx	xxx	xxx	66	109
1 cow	385	838	385	1,238	80,293	274,402	2	———	———	———	———	2	130	242	9,334	350	430
2 cows	449		898		182,335		8	1	410	———	———	8	846	347	27,843	403	919
3 cows	137		411		82,937		8	1	100	1	5	7	559	112	12,167	131	440
4 cows	78	382	312	1,525	59,857	308,239	6	2	4,300	———	———	5	1,070	67	8,914	73	310
5 to 9 cows	52		301		65,634		16	4	9,960	4	2,559	10	1,430	42	7,754	52	311
10 to 14 cows	7	28	87	432	26,785	98,786	7	3	7,800	4	1,806	1	450	4	916	7	119
15 cows and over	4		94		58,104		4	3	35,874	2	5,500	1	1,000	2	1,665	4	126
Clarke																	
Total	1,792	1,418	3,388	2,851	1,086,529	1,188,871	269	72	45,394	28	12,498	214	25,745	1,607	225,647	1,776	4,236
None	xxx	xxx	xxx	xxx	xxx	xxx	xxx	xxx	xxx	xxx	xxx	xxx	xxx	xxx	xxx	87	130
1 cow	864	1,155	864	1,587	311,511	720,870	52	19	1,744	———	———	41	2,883	750	71,395	791	1,194
2 cows	602		1,204		382,189		100	21	1,944	5	1,252	85	8,782	560	87,428	576	1,380
3 cows	180		540		154,009		50	7	815	9	1,766	43	5,633	167	32,696	179	672
4 cows	79	240	316	992	91,888	335,302	28	9	4,416	5	2,042	19	2,554	70	17,101	78	381
5 to 9 cows	59		340		99,456		31	10	5,806	6	2,620	23	4,915	55	15,332	58	390
10 to 14 cows	3	21	39	272	12,775	132,699	3	3	8,169	1	18	2	478	2	573	2	17
15 cows and over	5		85		34,700		5	3	22,500	2	4,800	1	500	3	1,122	5	92
Clay																	
Total	1,973	1,771	9,622	7,098	2,807,301	2,584,631	1,103	1,060	1,882,923	21	12,650	91	16,218	1,700	194,674	1,940	10,781
None	xxx	xxx	xxx	xxx	xxx	xxx	xxx	xxx	xxx	xxx	xxx	xxx	xxx	xxx	xxx	37	71
1 cow	591	983	591	1,358	182,892	466,028	39	29	8,153	———	———	12	959	522	39,556	555	701
2 cows	389		778		243,186		170	162	67,546	———	———	23	1,664	342	37,781	372	847
3 cows	187		561		170,251		131	129	80,527	1	130	12	1,104	155	18,399	180	622
4 cows	133	615	532	2,971	153,469	1,037,089	108	105	88,300	———	———	10	1,670	114	13,856	129	584
5 to 9 cows	418		2,728		774,677		400	385	537,103	13	7,234	22	3,573	353	45,710	414	2,950
10 to 14 cows	142	132	1,603	1,634	433,529	668,847	142	140	344,131	2	912	5	1,800	126	19,279	140	1,696
15 to 19 cows	48		785		217,390		48	48	183,497	3	1,482	4	1,408	36	6,634	48	883
20 to 29 cows	39	30	870	857	251,205	256,285	39	38	213,162	1	1,892	1	700	36	8,990	39	1,023
30 to 49 cows	21	8	744	268	243,410	96,482	21	21	224,464	1	1,000	2	3,340	13	6,059	21	811
50 cows and over	5	3	430	210	137,290	61,900	5	5	136,040	———	———	———	———	3	400	5	593

TABLE 19.—COWS MILKED AND MILK PRODUCED, 1939 AND 1929; DAIRY PRODUCTS SOLD AND BUTTER CHURNED, 1939; AND COWS KEPT FOR MILK APR. 1, 1940; BY NUMBER OF COWS MILKED, BY COUNTIES—Continued

(For explanation and definitions, see text)

STATE OR COUNTY AND NUMBER OF COWS MILKED	COWS MILKED				MILK PRODUCED (GALLONS)		DAIRY PRODUCTS SOLD, 1939							BUTTER CHURNED ON FARMS, 1939		COWS KEPT MAINLY FOR MILK PRODUCTION, APR. 1, 1940	
	Farms reporting		Number					Whole milk sold		Cream sold		Butter sold					
	1939	1929	1939	1929	1939	1929	Farms reporting	Farms reporting	Gallons	Farms reporting	Pounds of butterfat	Farms reporting	Pounds	Farms reporting	Pounds	Farms reporting	Number
MISSISSIPPI—Con.																	
Coahoma																	
Total	2,676	1,945	3,601	2,527	1,634,811	844,224	222	94	127,172	3	538	201	21,361	2,518	372,664	2,750	3,958
None	xxx	xxx	xxx	xxx	xxx	xxx	xxx	xxx	xxx	xxx	xxx	xxx	xxx	xxx	xxx	154	176
1 cow	2,105	1,870	2,105	2,165	976,121	726,183	127	42	3,465	2	138	118	7,300	1,971	237,697	2,034	2,209
2 cows	473		946		404,830		55	25	4,674	1	400	52	5,853	457	103,387	465	919
3 cows	46		138		56,287		12	9	2,326	———	———	10	1,144	43	11,809	46	142
4 cows	29	70	116	250	50,220	70,541	13	5	5,557	———	———	11	3,488	26	12,013	28	108
5 to 9 cows	19		110		47,463		11	9	13,772	———	———	8	2,656	18	6,734	19	218
10 to 14 cows	1	5	10	92	4,380	47,500	1	1	5,980	———	———	1	300	1	300	1	10
15 cows and over	3		176		95,510		3	3	93,400	———	———	1	620	2	724	3	176
Copiah																	
Total	3,262	2,758	8,266	7,831	2,342,744	2,499,800	551	368	669,827	38	18,874	211	24,053	2,936	344,548	3,316	9,510
None	xxx	xxx	xxx	xxx	xxx	xxx	xxx	xxx	xxx	xxx	xxx	xxx	xxx	xxx	xxx	96	173
1 cow	1,363	1,916	1,363	2,658	410,416	938,429	35	10	1,637	1	38	27	1,814	1,227	89,061	1,345	1,684
2 cows	1,021		2,042		557,821		114	51	9,851	8	863	84	6,851	954	118,943	1,011	2,372
3 cows	354		1,062		276,792		76	29	14,588	12	1,574	43	5,190	327	56,503	345	1,226
4 cows	198	708	792	3,079	193,410	919,550	65	46	32,779	7	2,056	18	2,102	172	32,035	194	912
5 to 9 cows	216		1,371		360,536		153	129	194,232	4	1,543	31	7,187	174	33,553	216	1,406
10 to 14 cows	76	105	879	1,336	276,251	437,868	75	72	220,338	2	810	8	909	59	10,180	75	926
15 to 19 cows	17		277		75,860		16	16	64,910	———	———	———	———	10	1,330	17	268
20 to 29 cows	13	21	306	475	122,748	140,650	13	12	78,717	3	7,990	———	———	11	2,343	13	374
30 cows and over	4	8	174	283	68,930	63,303	4	3	52,775	1	4,000	———	———	2	600	4	169
Covington																	
Total	1,906	1,600	3,235	2,572	1,020,635	891,490	111	18	16,545	51	18,554	57	7,497	1,736	176,140	1,811	3,537
None	xxx	xxx	xxx	xxx	xxx	xxx	xxx	xxx	xxx	xxx	xxx	xxx	xxx	xxx	xxx	62	79
1 cow	1,052	1,409	1,052	1,865	336,091	668,783	15	4	310	1	50	12	669	925	59,087	940	1,154
2 cows	601		1,202		388,449		26	2	145	9	972	16	1,107	573	70,289	570	1,222
3 cows	149		447		136,800		26	2	465	13	2,416	16	2,361	141	23,474	138	507
4 cows	53	189	212	687	59,125	215,212	15	3	3,250	9	1,560	4	775	50	10,958	50	247
5 to 9 cows	48		290		88,970		26	7	12,575	16	10,586	9	2,585	45	12,182	48	296
10 to 14 cows	3	2	52	20	11,200	9,495	3	———	———	3	2,970	———	———	2	150	3	32
15 to 19 cows	———		———		———		———	———	———	———	———	———	———	———	———	———	———
De Soto																	
Total	3,286	2,837	12,735	9,983	5,031,048	3,593,847	786	464	3,173,418	96	79,506	266	31,985	2,920	381,315	3,272	14,871
None	xxx	xxx	xxx	xxx	xxx	xxx	xxx	xxx	xxx	xxx	xxx	xxx	xxx	xxx	xxx	111	196
1 cow	1,468	2,117	1,468	2,875	446,579	769,700	55	16	2,940	2	190	40	2,331	1,365	126,997	1,389	1,804
2 cows	885		1,770		486,642		136	45	17,400	6	800	90	6,020	824	117,421	854	1,911
3 cows	322		966		289,899		117	52	31,333	9	2,613	64	5,761	293	54,585	315	1,021
4 cows	179	522	716	2,245	205,510	644,903	100	53	46,256	16	5,075	34	4,185	155	31,546	175	754
5 to 9 cows	227		1,424		410,261		173	118	172,618	37	21,444	26	5,905	177	31,524	224	1,546
10 to 14 cows	61	104	698	1,442	229,289	852,060	61	45	137,739	16	13,110	7	3,180	40	6,770	60	744
15 to 19 cows	19		308		154,125		19	16	96,023	4	3,844	2	2,203	12	3,470	19	373
20 to 29 cows	34	50	784	1,113	369,987	509,680	34	31	317,722	3	5,249	2	2,100	16	4,076	34	838
30 to 49 cows	52	27	1,901	982	1,030,345	462,750	52	51	996,526	1	3,500	1	300	21	2,438	52	2,210
50 to 74 cows	27	8	1,515	488	814,378	195,312	27	27	778,972	1	6,000	———	———	13	1,536	27	1,929
75 to 99 cows	5	7	390	548	211,940	194,692	5	5	204,585	———	———	———	———	3	900	5	475
100 to 199 cows	7	2	795	290	422,097	164,750	7	7	373,506	1	17,681	———	———	1	52	7	1,070
Forrest																	
Total	1,034	707	2,742	1,772	1,109,782	737,618	221	73	343,220	25	9,942	171	36,312	910	166,664	1,068	3,510
None	xxx	xxx	xxx	xxx	xxx	xxx	xxx	xxx	xxx	xxx	xxx	xxx	xxx	xxx	xxx	53	117
1 cow	413	562	413	747	175,307	308,149	34	7	851	2	75	30	2,110	354	38,664	399	544
2 cows	338		676		249,311		61	16	2,782	4	1,107	50	6,802	309	53,477	335	925
3 cows	136		408		146,233		41	10	4,717	2	1,115	36	6,700	124	29,935	135	537
4 cows	71	133	284	665	92,387	245,964	26	7	2,017	5	858	21	3,492	67	19,379	70	355
5 to 9 cows	45		269		81,395		28	7	9,150	6	2,505	23	9,338	38	14,857	45	311
10 to 14 cows	11		129		48,283		11	7	29,245	3	2,080	5	4,452	8	5,463	11	125
15 to 19 cows	4	———	67	———	31,501	———	4	3	25,110	1	2,100	———	———	1	80	4	81
20 to 29 cows	7	7	176	172	98,685	87,585	7	7	95,740	———	———	2	130	5	864	7	163
30 cows and over	9	5	520	188	186,680	95,920	9	9	173,608	2	102	4	3,288	4	3,945	9	352
Franklin																	
Total	1,391	1,125	3,321	3,023	770,177	810,031	110	63	69,307	13	5,558	58	6,835	1,203	119,901	1,380	3,763
None	xxx	xxx	xxx	xxx	xxx	xxx	xxx	xxx	xxx	xxx	xxx	xxx	xxx	xxx	xxx	36	91
1 cow	427	745	427	1,086	116,066	277,428	2	1	50	———	———	1	100	344	17,489	401	544
2 cows	546		1,092		251,990		27	13	1,454	———	———	22	1,555	476	41,392	532	1,281
3 cows	204		612		134,249		20	9	3,055	2	368	14	740	183	25,014	198	899
4 cows	104	345	416	1,475	81,337	402,478	12	9	3,120	———	———	5	638	97	14,824	103	432
5 to 9 cows	102		626		138,060		41	25	25,793	9	2,690	15	3,954	96	19,657	102	581
10 cows and over	8	35	148	462	48,475	130,125	8	6	35,855	2	2,300	1	50	7	1,525	8	135
George																	
Total	774	543	1,637	992	347,980	373,525	92	14	3,945	6	1,866	84	10,236	490	61,592	783	2,292
None	xxx	xxx	xxx	xxx	xxx	xxx	xxx	xxx	xxx	xxx	xxx	xxx	xxx	xxx	xxx	50	97
1 cow	292	449	292	611	88,719	250,048	13	———	———	1	500	13	1,505	157	14,343	270	416
2 cows	296		592		124,253		26	5	1,855	1	156	23	2,097	190	20,658	282	844
3 cows	108		318		60,833		19	4	680	———	———	19	2,043	78	10,721	105	428
4 cows	40	93	160	361	32,800	111,477	14	1	50	———	———	14	2,016	34	7,427	40	227
5 to 9 cows	36		215		32,135		18	4	1,360	3	690	14	2,550	29	7,593	33	234
10 cows and over	4	1	60	20	9,220	12,000	2	———	———	1	520	1	25	2	850	3	46

TABLE 19.—COWS MILKED AND MILK PRODUCED, 1939 AND 1929; DAIRY PRODUCTS SOLD AND BUTTER CHURNED, 1939; AND COWS KEPT FOR MILK APR. 1, 1940; BY NUMBER OF COWS MILKED, BY COUNTIES—Continued

(For explanation and definitions, see text)

STATE OR COUNTY AND NUMBER OF COWS MILKED	COWS MILKED				MILK PRODUCED (GALLONS)		DAIRY PRODUCTS SOLD, 1939						BUTTER CHURNED ON FARMS, 1939		COWS KEPT MAINLY FOR MILK PRODUCTION, APR. 1, 1940	
	Farms reporting		Number					Whole milk sold		Cream sold		Butter sold				
	1939	1929	1939	1929	1939	1929	Farms reporting	Farms reporting	Gallons	Farms reporting	Pounds of butterfat	Farms reporting	Pounds	Farms reporting	Pounds	Farms reporting	Number
MISSISSIPPI—Con.																	
Greene																	
Total	768	641	1,568	1,304	302,021	301,243	30	23	5,617	2	500	15	930	506	39,775	747	1,605
None	xxx	xxx	xxx	xxx	xxx	xxx	xxx	xxx	xxx	xxx	xxx	xxx	xxx	xxx	xxx	16	26
1 cow	315	505	315	708	83,206	185,228	5	4	452	1	100	2	201	178	9,375	297	373
2 cows	275		550		111,286		13	12	1,850	—	—	5	285	190	15,530	263	537
3 cows	99		297		56,552		9	5	2,985	1	400	6	269	75	6,968	96	303
4 cows	40	131	160	534	23,725	101,815	2	2	330	—	—	1	75	35	3,977	38	147
5 to 9 cows	34		194		21,482		1	—	—	—	—	1	100	25	3,620	33	191
10 to 14 cows	5	5	52	52	5,770	14,200	—	—	—	—	—	—	—	5	305	4	28
15 to 19 cows	—		—		—		—	—	—	—	—	—	—	—	—	—	—
Grenada																	
Total	1,613	1,445	3,732	3,033	1,056,782	873,878	192	36	92,963	52	13,190	121	20,852	1,562	271,871	1,635	4,374
None	xxx	xxx	xxx	xxx	xxx	xxx	xxx	xxx	xxx	xxx	xxx	xxx	xxx	xxx	xxx	68	107
1 cow	663	1,148	663	1,583	206,116	425,994	18	2	31	1	120	18	862	644	63,184	634	829
2 cows	526		1,052		314,677		41	4	139	6	795	34	2,191	516	95,632	516	1,218
3 cows	176		528		139,094		27	2	3,040	6	636	20	3,312	175	43,018	173	621
4 cows	120	275	480	1,107	110,739	306,549	28	2	658	12	1,867	18	4,501	117	32,290	120	531
5 to 9 cows	103		612		143,146		58	15	10,840	20	6,267	30	6,886	89	30,787	92	637
10 to 14 cows	18	16	206	211	42,355	63,865	13	5	14,135	6	2,705	2	2,000	15	5,104	18	228
15 to 19 cows	3		52		26,410		3	2	11,660	1	800	1	900	3	1,400	3	54
20 cows and over	4	6	139	132	54,265	77,470	4	4	52,470	—	—	—	—	3	456	4	149
Hancock																	
Total	349	376	1,092	865	333,420	249,324	70	60	195,344	—	—	18	1,695	165	11,612	346	1,270
None	xxx	xxx	xxx	xxx	xxx	xxx	xxx	xxx	xxx	xxx	xxx	xxx	xxx	xxx	xxx	18	75
1 cow	174	281	174	362	53,715	105,570	2	2	612	—	—	—	—	86	3,506	164	243
2 cows	93		186		44,087		14	9	1,957	—	—	11	460	50	3,575	89	201
3 cows	18		54		13,908		4	2	1,800	—	—	2	75	9	792	15	57
4 cows	7	86	28	372	5,800	96,729	2	2	2,975	—	—	—	—	2	50	6	17
5 to 9 cows	25		155		48,991		16	13	30,160	—	—	3	1,010	11	2,895	25	165
10 to 14 cows	17	8	199	100	67,369	35,345	17	17	59,980	—	—	2	150	3	275	17	225
15 to 19 cows	7		110		46,710		7	7	43,965	—	—	—	—	1	100	6	110
20 cows and over	6	1	186	31	54,840	11,680	8	8	51,915	—	—	—	—	3	419	8	179
Harrison																	
Total	620	479	2,180	1,656	867,894	656,348	126	100	527,545	7	7,978	30	4,816	206	28,626	645	2,950
None	xxx	xxx	xxx	xxx	xxx	xxx	xxx	xxx	xxx	xxx	xxx	xxx	xxx	xxx	xxx	50	140
1 cow	327	338	327	463	114,905	158,455	16	12	1,791	—	—	7	450	90	8,567	315	610
2 cows	145		290		87,703		16	8	4,630	1	200	8	815	58	8,821	137	349
3 cows	50		150		47,585		14	11	10,557	—	—	3	600	24	4,011	48	212
4 cows	23	102	92	418	27,629	141,222	11	7	10,157	1	128	5	781	11	2,554	23	109
5 to 9 cows	29		188		80,858		23	18	45,484	3	3,434	2	650	10	1,773	28	184
10 to 14 cows	11	26	126	342	60,974	146,432	11	9	34,959	2	4,216	2	312	3	936	11	124
15 to 19 cows	15		239		104,410		15	15	97,282	—	—	—	—	5	334	15	275
20 to 29 cows	9	10	211	233	89,580	132,605	9	9	71,150	—	—	1	1,040	2	1,092	9	220
30 to 49 cows	8	1	266	30	122,850	18,000	8	8	121,535	—	—	1	70	1	80	8	262
50 cows and over	3	2	291	170	131,420	59,634	3	3	130,000	—	—	1	100	2	468	3	446
Hinds																	
Total	3,832	3,539	9,579	9,304	3,027,497	2,663,053	323	166	933,081	32	25,823	195	31,694	3,212	445,649	3,892	10,863
None	xxx	xxx	xxx	xxx	xxx	xxx	xxx	xxx	xxx	xxx	xxx	xxx	xxx	xxx	xxx	143	267
1 cow	1,727	2,605	1,727	3,787	546,764	967,670	32	10	1,043	—	—	24	1,227	1,449	127,189	1,679	2,064
2 cows	1,189		2,378		656,362		72	26	5,346	6	1,075	52	3,908	1,026	146,998	1,165	2,727
3 cows	441		1,323		321,138		52	22	8,113	3	850	40	5,263	376	70,406	435	1,389
4 cows	205	844	820	3,395	180,234	795,654	27	7	3,000	4	1,400	22	3,626	168	36,439	203	826
5 to 9 cows	183		1,073		267,451		55	23	35,089	7	3,883	31	8,848	150	45,897	180	1,103
10 to 14 cows	24	55	277	717	92,683	257,814	23	17	43,970	3	290	14	6,027	17	10,323	24	379
15 to 19 cows	20		316		135,455		19	18	110,575	1	1,100	4	1,005	9	2,587	20	332
20 to 29 cows	13	14	303	325	145,565	119,170	13	13	132,180	1	1,500	2	570	5	1,824	13	296
30 to 49 cows	20	13	712	495	354,020	222,840	20	20	316,615	4	4,750	4	430	7	2,260	20	790
50 to 74 cows	7	4	405	249	214,825	101,000	7	7	197,150	2	975	2	790	3	1,276	7	485
75 to 99 cows	3	3	245	236	113,000	147,905	3	3	80,000	1	10,000	—	—	2	450	3	205
100 to 199 cows	—	1	—	100	—	51,000	—	—	—	—	—	—	—	—	—	—	—
Holmes																	
Total	3,982	3,578	8,332	8,297	2,243,517	2,163,124	226	75	135,514	56	12,844	118	22,368	3,820	499,145	4,015	8,968
None	xxx	xxx	xxx	xxx	xxx	xxx	xxx	xxx	xxx	xxx	xxx	xxx	xxx	xxx	xxx	201	307
1 cow	1,855	2,744	1,855	3,836	553,607	992,094	15	1	50	—	—	14	454	1,785	143,586	1,723	2,022
2 cows	1,277		2,554		686,892		38	6	2,157	9	614	25	1,723	1,225	169,517	1,251	2,653
3 cows	423		1,269		329,292		41	10	3,249	7	952	27	3,247	407	77,367	418	1,301
4 cows	194	739	776	3,076	172,798	757,395	27	5	1,703	8	801	15	2,405	189	39,049	191	772
5 to 9 cows	180		1,085		258,586		62	25	17,165	27	6,327	19	4,524	168	44,458	179	1,123
10 to 14 cows	31	77	337	957	80,697	285,655	25	14	21,485	3	2,850	13	5,415	27	15,082	31	338
15 to 19 cows	12		198		56,420		11	7	29,875	2	1,400	3	2,400	11	5,079	11	183
20 to 29 cows	6	15	121	333	43,875	105,480	3	3	9,500	—	—	1	200	6	3,019	6	101
30 to 49 cows	4	3	137	95	61,350	22,500	4	4	50,550	—	—	1	2,000	2	2,208	4	188
Humphreys																	
Total	1,828	1,401	2,410	1,836	999,870	601,461	81	18	21,686	8	6,807	55	11,738	1,713	266,844	1,907	2,641
None	xxx	xxx	xxx	xxx	xxx	xxx	xxx	xxx	xxx	xxx	xxx	xxx	xxx	xxx	xxx	101	105
1 cow	1,425	1,539	1,425	1,567	603,412	515,263	24	4	204	1	50	24	1,513	1,325	167,440	1,407	1,510
2 cows	337		674		262,089		19	5	2,892	1	100	17	2,174	328	72,293	335	704
3 cows	37		111		39,642		7	2	55	1	72	6	760	35	10,585	35	109
4 cows	15	58	60	210	26,310	86,218	3	1	250	1	10	2	215	14	5,397	15	68
5 to 9 cows	11		61		24,047		5	3	5,285	1	200	3	1,376	10	4,439	11	66
10 to 14 cows	—	4	—	59	—	19,980	—	—	—	—	—	—	—	—	—	—	—
15 cows and over	3		79		44,370		3	3	13,000	3	6,375	3	5,700	3	6,690	3	79

TABLE 19.—COWS MILKED AND MILK PRODUCED, 1939 AND 1929; DAIRY PRODUCTS SOLD AND BUTTER CHURNED, 1939; AND COWS KEPT FOR MILK APR. 1, 1940; BY NUMBER OF COWS MILKED, BY COUNTIES—Continued

(For explanation and definitions, see text)

STATE OR COUNTY AND NUMBER OF COWS MILKED	COWS MILKED				MILK PRODUCED (GALLONS)		DAIRY PRODUCTS SOLD, 1939						BUTTER CHURNED ON FARMS, 1939		COWS KEPT MAINLY FOR MILK PRODUCTION, APR. 1, 1940	
	Farms reporting		Number					Whole milk sold		Cream sold		Butter sold				
	1939	1929	1939	1929	1939	1929	Farms reporting	Farms reporting	Gallons	Farms reporting	Pounds of butterfat	Farms reporting	Pounds	Farms reporting	Pounds	Farms reporting	Number
MISSISSIPPI—Con.																
Issaquena																
Total	456	287	729	434	227,936	133,186	16	9	1,455	———	———	11	889	316	32,622	467	781
None	xxx	xxx	xxx	xxx	xxx	xxx	xxx	xxx	xxx	xxx	xxx	xxx	xxx	xxx	xxx	32	38
1 cow	300	266	300	341	102,379	102,032	5	3	44	———	———	3	80	208	13,997	282	322
2 cows	110		220		68,422		4	3	425	———	———	3	44	73	10,180	108	224
3 cows	25		75		23,300		2	1	676	———	———	1	300	18	3,420	25	73
4 cows	10	21	40	93	9,550	31,154	2	1	300	———	———	1	50	7	1,205	9	35
5 to 9 cows	7		46		9,585		2	1	10	———	———	2	315	7	1,945	7	41
10 cows and over	4	———	48	———	14,700	———	1	———	———	———	———	1	100	3	1,675	4	48
Itawamba																	
Total	3,154	2,797	5,374	4,405	2,108,402	1,999,244	475	274	299,157	21	4,237	207	17,777	3,050	563,890	3,038	5,764
None	xxx	xxx	xxx	xxx	xxx	xxx	xxx	xxx	xxx	xxx	xxx	xxx	xxx	xxx	xxx	54	86
1 cow	1,863	2,525	1,863	3,359	845,900	1,586,135	113	19	2,647	4	189	99	6,189	1,825	292,975	1,730	2,177
2 cows	869		1,738		622,475		115	45	13,396	7	700	73	6,803	856	185,512	844	1,767
3 cows	208		624		219,775		75	51	38,372	3	973	23	1,945	194	47,365	203	618
4 cows	97	269	388	1,012	147,535	404,609	69	59	63,009	5	1,495	9	1,410	86	19,294	96	385
5 to 9 cows	111		685		242,417		97	95	160,302	1	100	2	700	84	17,287	106	676
10 cows and over	6	3	76	34	30,300	8,500	6	5	21,431	1	780	1	730	5	1,457	5	75
Jackson																	
Total	527	356	1,313	995	497,122	352,976	86	52	196,969	14	10,781	52	7,092	300	31,421	534	1,669
None	xxx	xxx	xxx	xxx	xxx	xxx	xxx	xxx	xxx	xxx	xxx	xxx	xxx	xxx	xxx	21	32
1 cow	254	257	254	377	92,307	120,685	24	19	2,652	1	26	13	985	106	9,181	242	348
2 cows	175		350		91,764		14	3	156	———	———	12	655	121	9,140	173	418
3 cows	47		141		34,699		13	5	190	———	———	10	945	36	4,245	47	153
4 cows	18	86	72	351	16,665	78,731	6	2	670	2	900	5	681	16	2,406	18	78
5 to 9 cows	17		104		24,677		13	8	3,561	4	1,843	8	976	15	3,126	17	105
10 to 14 cows	6	8	67	108	28,415	55,430	6	5	20,500	1	200	1	600	1	600	6	82
15 to 19 cows	1		18		9,300		1	1	7,300	1	55	1	50	1	128	1	31
20 to 29 cows	4	2	96	45	47,300	33,280	4	4	46,350	2	86	———	———	———	———	4	93
30 cows and over	5	3	211	114	151,995	64,850	5	5	115,590	3	7,660	2	2,200	4	2,595	5	331
Jasper																	
Total	2,490	2,132	5,087	4,937	1,504,174	1,519,748	206	94	87,211	15	8,826	128	14,082	2,379	357,501	2,411	5,956
None	xxx	xxx	xxx	xxx	xxx	xxx	xxx	xxx	xxx	xxx	xxx	xxx	xxx	xxx	xxx	60	113
1 cow	1,115	1,572	1,115	2,249	392,402	764,843	34	9	1,411	1	156	27	1,804	1,072	106,612	1,017	1,373
2 cows	816		1,652		483,040		36	16	3,107	———	———	30	2,952	780	125,463	793	1,894
3 cows	294		882		247,798		48	12	4,760	3	700	39	4,743	288	63,672	284	1,015
4 cows	154	521	536	2,202	140,658	632,846	28	16	11,115	1	50	15	1,723	129	33,599	129	578
5 to 9 cows	111		670		161,961		41	28	37,610	4	1,920	13	2,235	96	24,434	108	735
10 to 14 cows	15	38	158	461	49,090	106,059	14	10	20,100	3	1,800	3	525	11	2,606	15	149
15 to 19 cows	2		34		8,725		2	1	3,150	1	1,500	———	———	1	12	2	41
20 to 29 cows	3	1	60	25	20,500	6,000	3	2	5,960	2	2,700	1	100	2	1,103	3	58
Jefferson																	
Total	1,498	1,630	3,161	3,952	669,460	894,917	69	24	12,465	12	7,427	48	3,299	1,151	102,025	1,483	3,542
None	xxx	xxx	xxx	xxx	xxx	xxx	xxx	xxx	xxx	xxx	xxx	xxx	xxx	xxx	xxx	38	63
1 cow	653	1,128	653	1,801	124,336	310,725	4	3	250	———	———	3	40	423	17,128	605	752
2 cows	490		980		212,901		25	10	1,222	———	———	18	465	399	30,913	469	1,107
3 cows	175		525		112,858		10	4	790	1	220	8	878	147	18,766	173	584
4 cows	115	463	460	1,864	91,820	427,676	9	1	200	1	100	7	952	103	18,501	113	477
5 to 9 cows	73		414		83,550		10	3	303	3	2,077	9	764	69	14,485	73	401
10 cows and over	12	39	149	487	45,995	156,516	11	3	9,700	7	5,030	3	200	10	2,232	12	158
Jefferson Davis																	
Total	1,974	1,659	3,445	2,538	1,028,648	786,835	88	27	9,344	15	3,123	58	8,117	1,721	230,414	1,927	3,847
None	xxx	xxx	xxx	xxx	xxx	xxx	xxx	xxx	xxx	xxx	xxx	xxx	xxx	xxx	xxx	71	90
1 cow	1,009	1,517	1,009	1,938	337,805	623,628	16	2	330	2	30	14	855	838	76,722	923	1,133
2 cows	680		1,360		408,855		32	11	1,590	2	110	24	2,645	622	95,196	657	1,490
3 cows	166		498		132,160		18	4	576	3	375	12	1,889	157	30,800	161	506
4 cows	68	134	272	498	73,469	130,525	8	3	1,300	3	508	3	500	61	16,774	67	298
5 to 9 cows	47		255		64,125		10	6	2,548	3	1,080	3	1,328	40	11,488	44	269
10 to 14 cows	4	7	49	82	14,245	18,882	4	1	3,000	2	1,020	2	900	3	1,434	4	61
15 to 19 cows	———	———	———	———	———	———	———	———	———	———	———	———	———	———	———	———	———
20 to 29 cows	———	1	———	20	———	14,000	———	———	———	———	———	———	———	———	———	———	———
Jones																	
Total	3,090	2,439	5,899	4,614	2,094,299	1,779,794	340	133	350,308	29	8,778	239	43,895	2,732	412,304	3,124	7,045
None	xxx	xxx	xxx	xxx	xxx	xxx	xxx	xxx	xxx	xxx	xxx	xxx	xxx	xxx	xxx	124	196
1 cow	1,647	2,107	1,647	2,794	652,555	1,081,655	75	29	6,195	2	38	60	3,902	1,411	152,740	1,574	2,048
2 cows	996		1,992		656,181		115	38	9,554	8	1,355	88	11,841	917	154,552	980	2,315
3 cows	243		729		198,910		48	15	5,698	7	1,120	32	5,546	227	47,000	243	809
4 cows	95	303	380	1,122	99,457	366,947	36	15	8,715	3	310	24	4,527	89	19,704	95	423
5 to 9 cows	84		498		149,643		41	16	31,370	3	957	28	13,145	74	30,104	83	473
10 to 14 cows	10	15	107	213	34,941	98,942	10	5	10,025	2	2,500	4	3,220	6	4,980	10	151
15 to 19 cows	3		47		19,750		3	3	18,150	———	———	———	———	1	175	3	61
20 to 29 cows	3	5	60	115	30,345	70,925	3	3	25,945	1	500	1	500	3	865	3	95
30 to 49 cows	5	7	172	245	87,585	118,850	5	5	74,500	3	1,998	1	800	3	1,456	5	225
50 cows and over	4	2	267	125	164,932	42,475	4	4	162,156	———	———	1	416	1	728	4	267

TABLE 19.—COWS MILKED AND MILK PRODUCED, 1939 AND 1929; DAIRY PRODUCTS SOLD AND BUTTER CHURNED, 1939; AND COWS KEPT FOR MILK APR. 1, 1940; BY NUMBER OF COWS MILKED, BY COUNTIES—Continued

(For explanation and definitions, see text)

STATE OR COUNTY AND NUMBER OF COWS MILKED	COWS MILKED				MILK PRODUCED (GALLONS)		DAIRY PRODUCTS SOLD, 1939							BUTTER CHURNED ON FARMS, 1939		COWS KEPT MAINLY FOR MILK PRODUCTION, APR. 1, 1940	
	Farms reporting		Number					Whole milk sold		Cream sold		Butter sold					
	1939	1929	1939	1929	1939	1929	Farms reporting	Farms reporting	Gallons	Farms reporting	Pounds of butterfat	Farms reporting	Pounds	Farms reporting	Pounds	Farms reporting	Number
MISSISSIPPI—Con.																	
Kemper																	
Total	2,688	2,675	6,084	5,662	1,569,372	1,627,750	350	58	38,326	127	24,514	213	30,183	2,555	417,601	2,725	7,532
None	xxx	xxx	xxx	xxx	xxx	xxx	xxx	xxx	xxx	xxx	xxx	xxx	xxx	xxx	xxx	60	86
1 cow	1,024	2,089	1,024	3,052	289,379	852,534	20	7	820	1	15	16	602	961	82,766	1,008	1,412
2 cows	904		1,808		476,599		90	11	2,461	17	1,374	71	4,654	871	137,367	902	2,217
3 cows	366		1,098		265,658		74	8	2,403	31	3,213	45	4,498	355	73,697	363	1,293
4 cows	186	562	744	2,234	177,226	664,561	46	—	—	18	2,557	30	3,856	176	49,116	185	866
5 to 9 cows	182		1,092		270,785		94	23	17,831	46	11,577	41	7,593	167	60,063	181	1,297
10 to 14 cows	22	17	238	209	69,575	64,580	22	9	14,811	13	5,518	7	3,880	21	8,692	22	261
15 to 19 cows	1		15		4,500		1	—	—	—	—	1	400	1	600	1	15
20 to 29 cows	3	7	65	167	15,650	46,075	3	—	—	1	260	2	4,700	3	5,300	3	85
Lafayette																	
Total	2,654	2,596	6,054	6,522	2,061,468	2,265,998	429	94	234,029	211	49,010	150	27,991	2,331	381,026	2,687	6,208
None	xxx	xxx	xxx	xxx	xxx	xxx	xxx	xxx	xxx	xxx	xxx	xxx	xxx	xxx	xxx	88	120
1 cow	1,096	1,786	1,096	2,584	393,203	957,773	41	3	211	10	844	30	1,999	988	100,980	1,062	1,223
2 cows	912		1,824		628,196		114	11	4,429	61	6,309	48	5,505	812	141,553	897	1,842
3 cows	300		900		297,542		78	7	2,010	51	8,508	23	3,673	250	59,257	299	873
4 cows	149	756	596	3,142	197,076	1,042,694	59	9	5,894	35	9,507	20	3,159	126	36,126	145	512
5 to 9 cows	167		1,014		310,511		107	47	64,385	43	14,507	26	10,215	135	36,182	167	971
10 to 14 cows	14	47	145	591	50,685	213,314	14	5	14,400	8	2,180	1	1,040	9	2,165	14	124
15 to 19 cows	8		127		38,600		8	5	18,900	1	2,600	2	2,400	7	3,779	8	123
20 cows and over	8	7	352	205	145,655	52,217	8	7	123,800	2	4,555	—	—	4	984	7	420
Lamar																	
Total	1,124	828	2,773	1,709	949,511	754,580	257	84	169,252	82	33,503	121	20,876	863	132,584	1,096	3,507
None	xxx	xxx	xxx	xxx	xxx	xxx	xxx	xxx	xxx	xxx	xxx	xxx	xxx	xxx	xxx	38	54
1 cow	431	683	431	903	170,223	428,542	34	8	836	4	165	28	2,587	319	33,989	390	557
2 cows	407		814		253,548		69	12	4,935	13	2,256	48	4,041	329	50,055	389	981
3 cows	113		339		110,274		33	9	5,045	11	1,953	17	2,633	99	19,428	110	439
4 cows	58	131	232	580	62,827	230,600	26	8	6,641	13	2,539	9	2,870	51	10,740	57	279
5 to 9 cows	87		549		189,539		67	28	49,155	34	18,946	14	6,000	50	14,186	84	725
10 to 14 cows	20	11	219	150	74,795	65,946	20	13	36,340	5	1,276	5	2,745	12	3,830	20	247
15 to 19 cows	2		31		19,450		2	—	—	2	6,368	—	—	1	200	2	41
20 cows and over	6	3	158	76	68,855	29,492	6	6	66,300	—	—	—	—	2	156	6	184
Lauderdale																	
Total	2,022	2,227	5,208	5,973	1,914,489	2,297,032	327	83	624,050	53	24,019	249	71,096	1,928	338,453	2,077	6,638
None	xxx	xxx	xxx	xxx	xxx	xxx	xxx	xxx	xxx	xxx	xxx	xxx	xxx	xxx	xxx	89	152
1 cow	884	1,611	884	2,310	292,684	822,010	34	11	1,288	—	—	32	2,077	848	81,312	866	1,233
2 cows	637		1,274		395,880		74	9	1,371	9	1,307	64	7,838	615	103,781	626	1,615
3 cows	233		699		194,493		61	6	740	7	1,560	55	7,257	224	51,174	229	849
4 cows	130	544	520	2,250	130,401	739,118	59	8	3,367	13	2,875	46	8,159	127	34,894	130	632
5 to 9 cows	91		544		163,674		55	13	20,469	13	8,427	37	16,663	84	33,801	90	720
10 to 14 cows	17	43	184	581	66,810	246,509	15	7	25,050	6	4,755	7	5,896	14	8,292	17	198
15 to 19 cows	3		47		23,685		3	3	22,455	—	—	1	156	3	434	3	47
20 to 29 cows	10	18	229	394	128,080	201,570	9	9	113,490	—	—	1	150	4	900	10	262
30 to 49 cows	10	8	352	278	185,050	166,300	10	10	160,500	2	1,800	3	5,500	3	5,500	10	437
50 cows and over	7	3	475	160	333,932	121,525	7	7	275,320	3	3,295	3	17,400	6	18,365	7	493
Lawrence																	
Total	1,576	1,260	3,245	2,478	911,545	835,116	97	72	111,196	6	2,181	27	3,322	1,236	150,543	1,625	3,946
None	xxx	xxx	xxx	xxx	xxx	xxx	xxx	xxx	xxx	xxx	xxx	xxx	xxx	xxx	xxx	99	206
1 cow	740	1,030	740	1,392	215,710	458,982	6	2	205	—	—	5	525	567	43,711	705	924
2 cows	514		1,028		280,816		12	3	1,898	—	—	9	537	417	51,095	505	1,199
3 cows	144		432		122,392		14	9	3,305	1	250	8	832	128	24,496	143	506
4 cows	80	217	320	910	84,268	293,559	11	9	6,390	1	400	2	460	62	14,801	76	358
5 to 9 cows	82		497		137,354		38	34	49,000	3	1,011	3	968	55	15,404	81	509
10 to 14 cows	10	12	111	156	34,340	76,390	10	9	24,370	1	520	—	—	4	526	10	126
15 to 19 cows	3		52		16,765		3	3	12,870	—	—	—	—	2	400	3	80
20 to 29 cows	3	1	65	20	19,900	6,205	3	3	13,160	—	—	—	—	1	110	3	58
Leake																	
Total	3,416	3,117	7,068	6,423	2,171,280	2,001,140	554	187	200,987	73	13,669	350	38,013	3,178	509,923	3,418	8,270
None	xxx	xxx	xxx	xxx	xxx	xxx	xxx	xxx	xxx	xxx	xxx	xxx	xxx	xxx	xxx	100	161
1 cow	1,470	2,433	1,470	3,407	535,992	1,112,655	102	11	659	4	145	97	6,846	1,360	153,508	1,396	1,783
2 cows	1,172		2,344		708,202		166	28	6,765	25	4,142	131	12,796	1,114	190,722	1,155	2,676
3 cows	400		1,200		331,848		104	37	20,395	16	2,490	62	7,398	380	81,851	396	1,353
4 cows	179	656	716	2,638	196,090	780,935	50	19	15,330	11	2,050	27	3,286	157	38,669	178	829
5 to 9 cows	170		1,014		300,653		107	71	85,113	16	4,642	29	6,987	145	39,956	169	1,127
10 to 14 cows	19	24	205	273	59,365	92,550	19	15	41,420	1	200	4	700	17	3,607	18	196
15 to 19 cows	4		30		8,180		2	2	3,900	—	—	—	—	2	730	2	27
20 to 29 cows	4	3	89	65	30,950	10,000	4	4	27,405	—	—	—	—	3	880	4	118
30 to 49 cows	—	1	—	40	—	5,000	—	—	—	—	—	—	—	—	—	—	—
Lee																	
Total	4,210	4,324	12,284	9,886	4,744,766	3,850,535	1,816	1,714	2,720,918	26	7,534	172	21,821	3,303	402,587	4,195	12,587
None	xxx	xxx	xxx	xxx	xxx	xxx	xxx	xxx	xxx	xxx	xxx	xxx	xxx	xxx	xxx	77	100
1 cow	1,642	3,172	1,642	4,302	807,559	1,618,418	117	73	13,964	5	354	65	3,966	1,385	139,954	1,589	1,773
2 cows	977		1,954		698,239		320	278	143,299	11	1,725	61	5,309	777	112,065	966	2,007
3 cows	483		1,449		522,561		338	329	266,507	4	785	14	1,381	363	48,111	481	1,440
4 cows	350	1,100	1,400	4,671	524,639	1,817,032	311	308	351,176	—	—	7	935	255	32,207	350	1,396
5 to 9 cows	617		3,757		1,463,272		590	586	1,141,184	1	950	15	2,265	435	51,061	612	3,760
10 to 14 cows	100	37	1,110	463	423,481	195,085	99	99	363,413	—	—	1	25	64	8,236	99	1,110
15 to 19 cows	23		371		165,635		23	23	148,325	1	730	3	940	13	2,421	23	383
20 to 29 cows	7	9	173	191	85,600	90,100	7	7	83,500	—	—	1	100	5	532	7	188
30 cows and over	11	6	428	259	253,580	129,900	11	11	209,550	4	2,990	5	6,900	6	8,000	11	430

TABLE 19.—COWS MILKED AND MILK PRODUCED, 1939 AND 1929; DAIRY PRODUCTS SOLD AND BUTTER CHURNED, 1939; AND COWS KEPT FOR MILK APR. 1, 1940; BY NUMBER OF COWS MILKED, BY COUNTIES—Continued

(For explanation and definitions, see text)

STATE OR COUNTY AND NUMBER OF COWS MILKED	COWS MILKED				MILK PRODUCED (GALLONS)		DAIRY PRODUCTS SOLD, 1939							BUTTER CHURNED ON FARMS, 1939		COWS KEPT MAINLY FOR MILK PRODUCTION, APR. 1, 1940	
	Farms reporting		Number					Whole milk sold		Cream sold		Butter sold					
	1939	1929	1939	1929	1939	1929	Farms reporting	Farms reporting	Gallons	Farms reporting	Pounds of butterfat	Farms reporting	Pounds	Farms reporting	Pounds	Farms reporting	Number
MISSISSIPPI—Con.																	
Leflore																	
Total	3,072	3,074	4,486	4,146	1,846,843	1,303,126	187	91	216,821	11	3,064	148	22,591	2,912	438,003	3,119	4,881
None	xxx	xxx	xxx	xxx	xxx	xxx	xxx	xxx	xxx	xxx	xxx	xxx	xxx	xxx	xxx	170	215
1 cow	2,333	2,931	2,333	3,490	972,990	1,077,132	71	33	3,125	1	187	56	2,590	2,215	262,380	2,235	2,465
2 cows	593		1,186		431,351		58	24	4,066	———	———	52	5,156	560	114,520	571	1,207
3 cows	79		237		85,526		23	9	4,515	———	———	20	3,078	76	23,049	76	229
4 cows	19	139	76	487	30,603	145,744	4	3	2,740	———	———	2	500	18	9,065	19	95
5 to 9 cows	27		167		69,323		15	10	19,225	1	150	8	2,962	26	13,868	27	164
10 to 14 cows	10	1	108	12	51,340	3,600	6	5	26,650	2	125	4	2,700	9	5,196	10	122
15 to 19 cows	5		83		42,375		5	3	22,000	3	1,662	3	1,475	4	3,525	5	87
20 to 29 cows	1	———	20	———	11,500	———	1	1	9,000	1	56	1	800	1	1,000	1	25
30 cows and over	5	3	278	157	151,835	76,650	4	3	125,500	3	884	2	3,330	3	5,400	5	272
Lincoln																	
Total	2,808	2,285	8,070	7,851	2,561,196	2,711,864	573	400	796,231	36	18,722	182	26,764	2,175	258,103	2,852	10,489
None	xxx	xxx	xxx	xxx	xxx	xxx	xxx	xxx	xxx	xxx	xxx	xxx	xxx	xxx	xxx	76	183
1 cow	1,000	1,416	1,000	2,020	342,153	708,424	29	8	2,080	2	90	22	1,223	699	53,102	981	1,321
2 cows	826		1,652		494,607		73	20	5,700	3	344	58	5,510	685	78,311	819	2,264
3 cows	346		1,038		301,795		77	38	21,990	4	618	40	5,453	311	46,662	343	1,303
4 cows	225	736	900	3,484	266,182	1,176,504	81	58	43,609	5	1,370	21	3,933	186	32,646	223	1,115
5 to 9 cows	314		1,939		566,457		216	179	255,670	18	6,764	35	9,710	232	39,421	313	2,422
10 to 14 cows	57	105	651	1,344	186,560	486,891	57	57	152,807	2	156	4	525	35	3,963	57	844
15 to 19 cows	20		315		98,112		20	20	81,115	———	———	———	———	13	1,550	20	354
20 to 29 cows	15	19	333	427	131,770	178,945	15	15	118,060	———	———	1	150	10	1,726	15	451
30 cows and over	5	9	242	376	175,560	161,100	5	5	115,200	2	9,380	1	260	4	722	5	232
Lowndes																	
Total	2,398	1,975	9,870	6,986	3,562,786	2,663,878	1,015	568	1,501,719	201	170,952	326	56,468	2,000	315,609	2,514	11,872
None	xxx	xxx	xxx	xxx	xxx	xxx	xxx	xxx	xxx	xxx	xxx	xxx	xxx	xxx	xxx	138	401
1 cow	974	1,518	974	2,068	375,755	713,068	143	46	5,999	9	779	101	9,886	903	100,204	965	1,163
2 cows	687		1,374		479,898		278	117	36,547	55	8,955	121	16,676	609	103,274	683	1,450
3 cows	247		741		256,721		162	85	44,182	37	7,973	54	9,063	198	41,713	242	788
4 cows	131	321	524	1,355	152,473	512,668	107	83	56,789	18	4,893	12	1,974	98	15,688	131	560
5 to 9 cows	186		1,177		421,673		154	108	154,002	39	20,933	22	7,693	119	31,242	181	1,268
10 to 14 cows	47	54	532	704	198,168	285,130	45	31	103,624	13	13,646	5	3,246	23	6,530	47	602
15 to 19 cows	27		431		141,947		27	22	98,543	2	3,124	4	2,870	14	3,868	28	429
20 to 29 cows	38	37	863	805	284,810	336,708	38	30	205,270	9	19,853	2	1,640	19	4,380	38	1,050
30 to 49 cows	39	35	1,474	1,264	552,770	488,504	39	27	313,035	14	55,374	4	2,940	11	4,459	39	1,710
50 to 74 cows	11	7	631	380	240,886	168,075	11	8	149,815	3	23,560	———	———	3	191	11	856
75 to 99 cows	8	———	700	———	275,535	———	8	8	200,363	2	11,862	1	480	2	3,760	8	870
100 cows and over	3	3	449	410	182,150	159,725	3	3	133,550	———	———	———	———	1	300	3	725
Madison																	
Total	3,815	3,621	7,870	7,436	1,913,622	2,102,273	255	112	265,206	20	20,539	124	23,021	3,499	380,541	3,863	9,463
None	xxx	xxx	xxx	xxx	xxx	xxx	xxx	xxx	xxx	xxx	xxx	xxx	xxx	xxx	xxx	89	195
1 cow	1,867	2,906	1,867	4,093	426,929	1,097,110	17	2	450	———	———	16	1,616	1,708	98,948	1,844	2,212
2 cows	1,208		2,416		528,970		39	10	2,425	2	100	29	2,871	1,130	121,466	1,196	2,855
3 cows	371		1,113		274,027		48	20	7,571	2	140	29	3,417	350	65,725	367	1,317
4 cows	180	707	720	3,123	170,756	923,913	33	15	8,370	2	75	17	2,230	161	40,870	178	796
5 to 9 cows	147		891		229,714		58	33	44,305	7	4,224	23	6,450	124	42,877	147	1,051
10 to 14 cows	16		179		44,480		14	11	22,335	1	6,500	3	1,460	11	4,133	16	225
15 to 19 cows	8	———	135	———	36,600	———	8	6	27,650	2	700	3	975	6	1,685	8	162
20 to 29 cows	14	3	318	60	110,016	24,500	14	11	80,200	2	4,300	3	3,402	7	4,112	14	360
30 cows and over	4	5	231	160	92,150	56,750	4	4	71,900	2	4,500	1	600	2	725	4	292
Marion																	
Total	2,409	1,385	4,483	2,421	1,512,657	808,899	224	147	223,962	7	1,985	111	19,745	2,022	185,818	2,437	5,705
None	xxx	xxx	xxx	xxx	xxx	xxx	xxx	xxx	xxx	xxx	xxx	xxx	xxx	xxx	xxx	49	71
1 cow	1,290	1,207	1,290	1,580	451,375	517,665	30	15	1,669	———	———	15	1,665	1,030	61,688	1,272	1,636
2 cows	772		1,544		475,307		58	34	9,523	———	———	39	3,435	694	68,881	769	1,850
3 cows	172		516		165,654		38	20	11,748	———	———	25	3,517	160	24,996	172	673
4 cows	75	188	300	625	96,345	184,279	27	18	15,982	2	305	13	1,727	67	10,441	75	357
5 to 9 cows	82		514		191,412		53	45	89,487	3	1,000	16	6,028	60	14,503	82	721
10 to 14 cows	11	7	129	79	40,925	36,305	11	9	30,293	1	60	2	375	7	1,469	11	150
15 to 19 cows	4		85		36,675		4	3	23,580	1	620	———	———	2	250	4	116
20 cows and over	3	3	125	137	54,986	68,850	3	3	41,700	———	———	1	3,000	2	3,610	3	151
Marshall																	
Total	3,040	2,989	8,017	7,369	2,511,181	2,289,598	437	186	786,104	131	54,028	167	15,270	2,848	386,029	3,060	9,150
None	xxx	xxx	xxx	xxx	xxx	xxx	xxx	xxx	xxx	xxx	xxx	xxx	xxx	xxx	xxx	86	135
1 cow	1,181	2,239	1,181	3,173	328,016	892,794	28	9	1,324	3	137	20	954	1,115	87,449	1,137	1,332
2 cows	982		1,964		523,433		72	16	7,472	16	917	47	3,025	935	124,823	969	2,075
3 cows	366		1,098		299,556		61	28	13,265	11	1,105	30	2,632	344	67,871	363	1,187
4 cows	206	662	824	2,756	208,045	810,746	71	27	16,496	18	2,793	33	3,628	197	45,800	201	784
5 to 9 cows	234		1,408		359,081		137	60	86,989	59	20,502	34	4,336	218	52,647	233	1,545
10 to 14 cows	29	66	326	830	105,098	324,355	26	12	42,835	14	12,598	1	25	18	3,356	29	304
15 to 19 cows	10		158		65,409		10	7	38,133	5	7,032	1	520	7	1,316	10	186
20 to 29 cows	11	11	247	257	122,268	108,290	11	6	85,765	5	8,942	———	———	7	2,158	11	330
30 to 49 cows	17	11	585	373	380,155	153,415	17	17	374,585	———	———	———	———	5	419	17	998
50 cows and over	4	———	226	———	122,140	———	4	4	119,240	———	———	1	150	2	210	4	276

TABLE 19.—COWS MILKED AND MILK PRODUCED, 1939 AND 1929; DAIRY PRODUCTS SOLD AND BUTTER CHURNED, 1939; AND COWS KEPT FOR MILK APR. 1, 1940; BY NUMBER OF COWS MILKED, BY COUNTIES—Continued

(For explanation and definitions, see text)

STATE OR COUNTY AND NUMBER OF COWS MILKED	COWS MILKED				MILK PRODUCED (GALLONS)		DAIRY PRODUCTS SOLD, 1939							BUTTER CHURNED ON FARMS, 1939		COWS KEPT MAINLY FOR MILK PRODUCTION, APR. 1, 1940	
	Farms reporting		Number					Whole milk sold		Cream sold		Butter sold					
	1939	1929	1939	1929	1939	1929	Farms reporting	Farms reporting	Gallons	Farms reporting	Pounds of butterfat	Farms reporting	Pounds	Farms reporting	Pounds	Farms reporting	Number
MISSISSIPPI—Con.																	
Monroe																	
Total	4,048	3,666	9,602	7,879	3,435,015	3,470,737	1,216	719	894,570	257	122,462	344	55,587	3,802	596,076	4,008	10,158
None	xxx	xxx	xxx	xxx	xxx	xxx	xxx	xxx	xxx	xxx	xxx	xxx	xxx	xxx	xxx	95	130
1 cow	1,870	2,920	1,870	3,822	718,478	1,708,551	148	55	8,968	15	1,759	95	8,869	1,768	211,579	1,772	2,093
2 cows	1,194		2,388		800,466		337	178	53,730	63	8,950	120	14,222	1,141	202,190	1,170	2,461
3 cows	399		1,197		401,987		222	132	70,495	48	10,077	63	11,702	377	80,644	390	1,194
4 cows	195	677	780	2,973	269,840	1,270,103	147	92	80,193	35	12,875	31	5,041	179	34,328	192	786
5 to 9 cows	287		1,789		620,491		259	183	310,578	65	31,687	29	9,825	248	48,027	286	1,753
10 to 14 cows	65	50	723	614	231,945	290,793	65	51	138,276	17	18,994	2	278	57	8,458	65	788
15 to 19 cows	18		294		106,600		18	13	57,130	5	10,220	-----	-------	16	2,745	18	264
20 to 29 cows	15	15	332	326	134,550	117,740	15	11	95,000	5	8,680	2	900	12	3,055	15	402
30 to 49 cows	2	3	70	94	26,500	65,300	2	2	18,200	1	3,600	-----	-------	1	100	2	92
50 to 74 cows	3	1	159	50	124,158	18,250	3	2	62,000	3	15,620	2	4,750	3	4,950	3	215
Montgomery																	
Total	1,711	1,683	4,782	4,771	1,428,769	1,533,384	394	247	315,809	83	15,330	100	13,159	1,399	220,434	1,715	5,539
None	xxx	xxx	xxx	xxx	xxx	xxx	xxx	xxx	xxx	xxx	xxx	xxx	xxx	xxx	xxx	45	101
1 cow	569	1,067	569	1,551	198,851	528,335	17	7	1,144	2	73	12	800	448	45,451	543	704
2 cows	530		1,060		332,500		56	21	5,997	12	1,316	28	2,796	451	71,410	522	1,280
3 cows	221		663		182,521		63	33	13,307	18	1,854	20	2,451	189	34,512	217	747
4 cows	133	563	532	2,488	144,039	773,031	58	34	18,902	18	2,530	11	1,248	116	24,978	133	593
5 to 9 cows	209		1,286		354,006		155	111	131,766	29	6,184	27	4,608	163	34,923	208	1,409
10 to 14 cows	32	47	363	590	105,567	190,093	29	26	61,143	3	1,873	1	1,200	19	5,634	30	361
15 to 19 cows	12		191		62,300		11	10	38,800	1	1,500	-----	-------	9	2,220	12	220
20 cows and over	5	6	118	142	48,985	41,925	5	5	44,750	------	----------	1	56	4	1,306	5	144
Neshoba																	
Total	3,660	3,385	7,259	6,094	2,478,322	2,424,838	461	256	332,588	82	17,971	158	21,014	3,470	629,044	3,715	8,840
None	xxx	xxx	xxx	xxx	xxx	xxx	xxx	xxx	xxx	xxx	xxx	xxx	xxx	xxx	xxx	112	161
1 cow	1,690	2,853	1,690	3,839	659,775	1,563,697	46	17	2,535	8	1,030	27	1,676	1,599	205,380	1,639	2,179
2 cows	1,227		2,454		807,384		114	35	10,385	21	1,690	66	5,766	1,190	241,002	1,222	2,751
3 cows	406		1,218		374,779		91	50	29,373	15	3,810	33	3,873	378	96,982	406	1,465
4 cows	147	518	588	2,046	170,943	761,201	72	50	40,732	13	3,271	12	1,539	133	35,387	147	691
5 to 9 cows	173		1,024		318,820		121	91	131,125	23	7,370	14	2,620	155	41,883	173	1,270
10 cows and over	17	14	285	209	146,621	99,940	17	13	118,438	2	800	4	5,540	15	8,410	16	325
Newton																	
Total	2,918	2,705	7,105	6,387	2,253,337	2,626,478	476	273	535,701	97	22,865	149	18,856	2,750	460,489	2,914	8,280
None	xxx	xxx	xxx	xxx	xxx	xxx	xxx	xxx	xxx	xxx	xxx	xxx	xxx	xxx	xxx	54	112
1 cow	1,120	1,986	1,120	2,908	382,164	1,182,496	37	8	2,227	9	799	24	1,728	1,063	115,466	1,082	1,397
2 cows	1,030		2,060		630,571		111	31	9,963	34	4,452	59	5,818	992	178,016	1,013	2,329
3 cows	345		1,035		286,670		69	28	15,205	17	2,281	34	2,316	325	74,963	343	1,153
4 cows	165	676	660	2,933	180,194	1,159,096	57	30	22,857	17	2,865	13	2,045	150	38,250	164	718
5 to 9 cows	179		1,131		361,592		123	104	171,121	13	5,257	10	3,234	154	38,424	179	1,258
10 to 14 cows	48	41	528	506	201,565	269,606	48	42	139,537	6	4,811	4	539	41	7,882	48	666
15 to 19 cows	24		379		151,261		24	23	118,371	1	2,400	5	3,176	20	6,721	24	418
20 to 29 cows	4	2	87	42	28,850	15,280	4	4	26,570	------	----------	-----	-------	3	559	4	125
30 to 49 cows	3	------	105	------	30,470	----------	3	3	29,850	------	----------	-----	-------	2	208	3	104
Noxubee																	
Total	3,021	2,812	14,431	9,285	4,073,663	2,643,017	1,583	1,462	2,626,304	125	108,553	44	9,220	2,167	228,553	3,048	15,714
None	xxx	xxx	xxx	xxx	xxx	xxx	xxx	xxx	xxx	xxx	xxx	xxx	xxx	xxx	xxx	66	235
1 cow	900	1,084	900	2,766	231,971	647,457	88	84	13,465	2	70	6	469	662	44,577	879	1,027
2 cows	698		1,396		348,284		279	269	77,525	9	831	7	422	523	52,961	689	1,567
3 cows	363		1,089		285,273		255	246	122,292	12	1,425	6	595	273	31,745	359	1,188
4 cows	256	641	1,024	2,778	259,072	724,162	203	188	142,450	12	3,206	3	715	190	22,613	254	1,063
5 to 9 cows	455		2,886		721,695		410	370	460,204	37	18,475	14	2,545	318	40,892	454	3,053
10 to 14 cows	142	115	1,642	1,523	450,791	516,497	141	119	319,752	27	29,019	1	365	82	12,045	142	1,807
15 to 19 cows	63		1,039		303,875		63	55	231,280	10	11,147	3	754	36	6,209	63	1,031
20 to 29 cows	83	45	1,888	1,056	520,283	352,425	83	74	421,721	10	20,292	2	600	50	8,930	82	2,011
30 to 49 cows	48	18	1,709	632	562,782	210,660	48	45	497,055	4	20,528	1	35	25	4,055	47	1,888
50 to 74 cows	9	7	515	400	240,875	149,818	9	8	205,600	2	5,760	1	2,920	6	4,046	9	396
75 cows and over	4	2	343	150	148,782	42,000	4	4	134,950	------	----------	-----	-------	2	480	4	468
Oktibbeha																	
Total	2,173	2,215	16,257	13,392	5,734,884	4,321,693	1,288	939	3,537,938	347	429,619	42	8,323	1,405	157,838	2,167	18,133
None	xxx	xxx	xxx	xxx	xxx	xxx	xxx	xxx	xxx	xxx	xxx	xxx	xxx	xxx	xxx	62	239
1 cow	537	1,061	537	1,519	172,590	441,004	29	17	4,860	6	500	8	435	414	36,513	508	764
2 cows	420		840		252,304		134	94	48,995	31	4,028	13	2,045	299	37,825	403	1,057
3 cows	194		582		168,906		127	85	51,885	40	12,768	7	467	129	13,587	190	760
4 cows	163	782	652	3,736	214,831	1,151,498	142	105	113,658	40	13,036	3	675	90	9,633	157	672
5 to 9 cows	403		2,721		867,613		400	292	517,756	112	65,826	7	541	243	28,272	396	2,908
10 to 14 cows	149	211	1,706	2,785	596,925	930,111	149	112	398,173	39	41,447	2	110	89	10,359	148	1,723
15 to 19 cows	98		1,598		540,311		98	78	420,922	22	31,204	-----	-------	53	6,178	97	1,719
20 to 29 cows	101	86	2,347	1,941	865,135	635,340	101	76	597,145	24	63,086	2	4,050	50	10,624	100	2,606
30 to 49 cows	75	52	2,652	1,887	988,008	677,525	75	55	679,194	22	86,101	-----	-------	29	3,629	75	2,891
50 to 74 cows	19	17	1,122	989	461,161	317,350	19	15	322,100	5	35,725	-----	-------	7	1,002	19	1,274
75 to 99 cows	7	3	552	230	206,000	53,365	7	4	124,600	3	26,200	------	----------	1	156	7	579
100 to 199 cows	7	3	948	305	401,100	115,500	7	6	263,650	3	49,900	------	----------	1	80	7	941

TABLE 19.—COWS MILKED AND MILK PRODUCED, 1939 AND 1929; DAIRY PRODUCTS SOLD AND BUTTER CHURNED, 1939; AND COWS KEPT FOR MILK APR. 1, 1940; BY NUMBER OF COWS MILKED, BY COUNTIES—Continued

(For explanation and definitions, see text)

STATE OR COUNTY AND NUMBER OF COWS MILKED	COWS MILKED				MILK PRODUCED (GALLONS)		DAIRY PRODUCTS SOLD, 1939							BUTTER CHURNED ON FARMS, 1939		COWS KEPT MAINLY FOR MILK PRODUCTION, APR. 1, 1940	
	Farms reporting		Number					Whole milk sold		Cream sold		Butter sold					
	1939	1929	1939	1929	1939	1929	Farms reporting	Farms reporting	Gallons	Farms reporting	Pounds of butterfat	Farms reporting	Pounds	Farms reporting	Pounds	Farms reporting	Number
MISSISSIPPI—Con.																	
Panola																	
Total	4,015	3,021	9,530	8,188	2,415,838	2,388,167	371	187	534,348	138	44,170	85	14,215	3,590	342,816	3,997	10,461
None	xxx	xxx	xxx	xxx	xxx	xxx	xxx	xxx	xxx	xxx	xxx	xxx	xxx	xxx	xxx	105	192
1 cow	1,800	2,111	1,800	2,902	432,044	784,381	19	6	461	5	177	8	386	1,591	86,647	1,712	2,011
2 cows	1,279		2,558		591,995		51	12	2,827	19	2,438	26	2,354	1,180	125,610	1,252	2,785
3 cows	409		1,227		284,111		50	16	7,180	22	2,175	18	1,954	368	52,161	405	1,311
4 cows	201	801	804	3,626	174,871	1,014,531	45	15	6,635	21	3,680	12	1,016	185	29,423	199	817
5 to 9 cows	242		1,440		326,515		122	74	67,705	45	21,201	12	2,133	205	33,061	241	1,464
10 to 14 cows	39	91	447	1,139	127,781	363,465	39	25	54,148	17	10,029	4	872	32	5,688	39	432
15 to 19 cows	16		263		85,545		16	13	49,966	7	3,330	2	1,800	13	4,137	16	267
20 to 29 cows	16	11	363	247	142,640	109,950	16	14	116,055	2	1,140	2	2,100	10	3,344	16	396
30 to 49 cows	7	7	270	254	106,400	115,840	7	6	87,300	—	—	1	1,600	5	2,565	6	408
50 to 74 cows	6	—	358	—	143,936	—	6	6	142,071	—	—	—	—	1	180	6	378
Pearl River																	
Total	1,105	837	3,263	1,950	1,170,746	636,094	183	113	579,453	7	1,655	83	11,257	630	73,479	1,098	4,575
None	xxx	xxx	xxx	xxx	xxx	xxx	xxx	xxx	xxx	xxx	xxx	xxx	xxx	xxx	xxx	63	112
1 cow	494	640	494	900	191,221	338,248	20	8	700	1	40	14	611	251	20,554	448	816
2 cows	333		666		188,758		38	13	2,346	1	150	29	2,151	219	23,609	316	920
3 cows	123		369		93,213		23	6	746	—	—	20	2,595	87	13,211	118	445
4 cows	44	184	176	728	47,313	192,470	17	6	7,884	3	645	12	2,142	32	6,606	42	208
5 to 9 cows	47		296		67,146		21	16	26,700	1	100	7	1,742	29	6,374	47	354
10 to 14 cows	19	7	219	87	110,789	23,535	19	19	105,901	—	—	—	—	4	147	19	228
15 to 19 cows	20		332		188,781		20	20	179,474	—	—	—	—	3	117	20	394
20 to 29 cows	21	3	485	70	191,925	31,075	21	21	185,702	—	—	—	—	2	300	21	836
30 cows and over	4	3	226	167	91,600	50,766	4	4	70,000	1	720	1	2,016	3	2,561	4	262
Perry																	
Total	787	600	1,752	1,183	415,259	346,555	53	14	11,962	6	3,628	44	3,662	632	58,251	788	2,246
None	xxx	xxx	xxx	xxx	xxx	xxx	xxx	xxx	xxx	xxx	xxx	xxx	xxx	xxx	xxx	37	77
1 cow	287	471	287	645	92,430	219,293	10	2	372	—	—	9	485	200	12,198	270	449
2 cows	271		542		134,333		8	2	250	—	—	8	381	236	17,288	259	661
3 cows	114		342		77,446		11	—	—	—	—	11	693	95	11,367	110	367
4 cows	66	124	264	485	51,800	108,562	10	2	600	1	28	9	918	60	8,174	65	297
5 to 9 cows	45		273		45,720		12	7	5,740	4	2,100	6	1,085	37	6,643	43	347
10 to 14 cows	4	5	44	53	13,530	18,700	2	1	5,000	1	1,500	1	100	4	581	4	48
15 to 19 cows	—		—		—		—	—	—	—	—	—	—	—	—	—	—
Pike																	
Total	2,124	1,626	5,379	3,768	1,840,502	1,426,946	456	228	597,617	11	6,807	256	41,655	1,445	185,521	2,234	6,896
None	xxx	xxx	xxx	xxx	xxx	xxx	xxx	xxx	xxx	xxx	xxx	xxx	xxx	xxx	xxx	137	202
1 cow	1,045	1,295	1,045	1,721	384,291	583,337	75	11	775	—	—	66	3,569	648	54,435	1,026	1,390
2 cows	578		1,156		368,984		95	19	4,102	1	48	80	8,454	450	55,116	574	1,505
3 cows	199		597		182,208		54	7	2,848	1	50	51	8,747	170	32,011	197	670
4 cows	86	279	344	1,221	95,112	431,749	44	22	14,928	5	1,419	23	3,987	71	14,800	84	419
5 to 9 cows	122		787		269,206		94	79	152,040	2	630	21	8,144	73	17,536	122	935
10 to 14 cows	52	39	595	488	189,796	230,027	52	50	154,959	—	—	5	824	18	2,474	52	687
15 to 19 cows	20		323		111,485		20	19	85,725	1	4,500	3	1,750	5	1,850	20	445
20 to 29 cows	18	11	383	268	166,420	133,160	18	17	117,940	1	160	7	6,180	9	7,195	18	456
30 cows and over	4	2	149	70	73,000	48,675	4	4	66,300	—	—	—	—	1	104	4	187
Pontotoc																	
Total	3,445	3,489	9,491	7,539	3,343,190	3,211,412	1,329	1,185	1,411,559	99	17,253	118	9,100	2,965	382,195	3,328	10,180
None	xxx	xxx	xxx	xxx	xxx	xxx	xxx	xxx	xxx	xxx	xxx	xxx	xxx	xxx	xxx	45	99
1 cow	1,176	2,665	1,176	3,661	450,605	1,598,856	69	36	7,897	12	869	26	1,714	1,047	102,100	1,070	1,387
2 cows	1,015		2,030		707,390		277	227	90,677	35	3,006	38	1,879	894	124,428	978	2,197
3 cows	423		1,269		445,652		246	219	149,135	23	3,040	15	1,204	348	55,140	414	1,310
4 cows	293	774	1,172	3,181	394,909	1,348,234	238	215	201,399	16	3,818	14	2,255	230	32,575	290	1,191
5 to 9 cows	484		2,846		1,002,359		425	415	684,608	12	3,080	21	1,676	384	58,868	459	2,959
10 to 14 cows	56	45	628	518	209,955	215,292	56	56	171,273	—	—	4	372	48	7,592	54	647
15 to 19 cows	8		129		44,600		8	8	37,900	—	—	—	—	7	1,042	8	156
20 cows and over	10	7	241	179	87,720	49,050	10	9	68,670	1	3,440	—	—	7	2,450	10	234
Prentiss																	
Total	2,822	2,954	6,949	4,866	2,580,397	2,182,565	881	787	1,095,891	59	18,424	114	11,870	2,399	326,653	2,752	7,178
None	xxx	xxx	xxx	xxx	xxx	xxx	xxx	xxx	xxx	xxx	xxx	xxx	xxx	xxx	xxx	45	67
1 cow	1,270	2,584	1,270	3,380	487,378	1,545,789	72	49	6,885	1	36	36	2,695	1,058	112,720	1,185	1,404
2 cows	753		1,506		532,606		165	123	52,252	20	3,466	38	3,505	673	107,594	731	1,578
3 cows	300		900		324,387		180	156	115,261	15	4,076	18	1,510	264	43,593	298	905
4 cows	161	338	644	1,323	244,129	566,899	139	128	144,775	11	3,468	8	1,344	129	18,297	158	602
5 to 9 cows	284		1,702		636,653		271	257	455,667	10	6,118	12	1,758	233	37,589	281	1,660
10 to 14 cows	51	11	348	143	125,753	63,417	51	51	108,660	1	960	—	—	25	3,208	31	346
15 to 19 cows	8		131		62,335		8	8	57,700	—	—	1	60	7	1,300	8	129
20 to 29 cows	9	1	211	20	75,718	8,260	9	9	71,186	—	—	—	—	7	1,114	9	218
30 cows and over	6	—	237	—	91,440	—	6	6	85,525	1	300	1	1,000	3	1,258	6	271
Quitman																	
Total	2,526	1,655	3,411	2,045	1,545,045	787,594	155	49	42,321	1	125	118	27,208	2,406	466,561	2,520	3,634
None	xxx	xxx	xxx	xxx	xxx	xxx	xxx	xxx	xxx	xxx	xxx	xxx	xxx	xxx	xxx	114	127
1 cow	1,971	1,616	1,971	1,867	982,537	727,749	62	16	1,513	—	—	59	4,677	1,871	302,425	1,865	2,026
2 cows	475		946		376,859		44	20	4,513	—	—	37	5,242	456	117,260	460	970
3 cows	43		129		52,442		7	2	200	—	—	6	1,530	43	17,774	43	145
4 cows	17	35	68	117	26,760	36,785	7	3	2,765	—	—	5	762	15	6,223	17	69
5 to 9 cows	13		75		22,557		5	2	2,040	—	—	4	2,033	12	7,426	12	67
10 to 14 cows	3	3	32	31	12,685	12,110	2	1	2,555	—	—	2	1,300	3	2,160	3	32
15 to 19 cows	1		15		4,475		1	1	155	—	—	1	600	1	1,000	1	15
20 cows and over	5	1	175	30	66,750	10,950	5	4	28,580	1	125	4	11,084	5	12,093	5	185

TABLE 19.—COWS MILKED AND MILK PRODUCED, 1939 AND 1929; DAIRY PRODUCTS SOLD AND BUTTER CHURNED, 1939; AND COWS KEPT FOR MILK APR. 1, 1940; BY NUMBER OF COWS MILKED, BY COUNTIES—Continued

(For explanation and definitions, see text)

STATE OR COUNTY AND NUMBER OF COWS MILKED	COWS MILKED				MILK PRODUCED (GALLONS)		DAIRY PRODUCTS SOLD, 1939							BUTTER CHURNED ON FARMS, 1939		COWS KEPT MAINLY FOR MILK PRODUCTION, APR. 1, 1940	
	Farms reporting		Number					Whole milk sold		Cream sold		Butter sold					
	1939	1929	1939	1929	1939	1929	Farms reporting	Farms reporting	Gallons	Farms reporting	Pounds of butterfat	Farms reporting	Pounds	Farms reporting	Pounds	Farms reporting	Number
MISSISSIPPI—Con.																	
Rankin																	
Total	2,584	2,038	6,055	5,356	1,954,854	1,462,974	290	101	558,085	13	9,987	212	32,379	2,389	346,540	2,507	7,324
None	xxx	xxx	xxx	xxx	xxx	xxx	xxx	xxx	xxx	xxx	xxx	xxx	xxx	xxx	xxx	94	164
1 cow	1,139	1,460	1,139	2,116	387,705	564,578	52	8	1,470	2	190	46	3,949	1,052	99,848	1,052	1,392
2 cows	887		1,734		495,415		90	28	16,198	1	416	72	8,061	828	122,673	823	2,115
3 cows	294		882		216,314		48	9	3,880	2	348	41	6,020	285	55,838	282	968
4 cows	127	519	508	2,106	113,997	514,626	25	7	2,293	2	450	21	3,128	120	29,764	124	542
5 to 9 cows	105		607		140,064		23	5	8,113	1	416	19	5,165	99	29,209	102	681
10 to 14 cows	22	39	257	514	84,529	172,390	22	16	59,880	2	1,605	10	4,170	16	6,572	20	302
15 to 19 cows	6		97		41,040		6	6	32,547	1	2	3	1,888	5	2,264	6	90
20 to 29 cows	10	13	215	296	91,025	102,436	10	8	72,500	2	6,560	—	—	1	130	10	250
30 cows and over	14	7	616	324	364,767	108,945	14	14	361,202	—	—	—	—	3	242	14	820
Scott																	
Total	2,716	2,163	5,731	5,191	1,758,501	1,648,275	229	56	85,112	36	15,764	176	30,166	2,557	465,141	2,756	7,398
None	xxx	xxx	xxx	xxx	xxx	xxx	xxx	xxx	xxx	xxx	xxx	xxx	xxx	xxx	xxx	78	131
1 cow	1,117	1,527	1,117	2,172	395,608	711,736	20	5	427	4	513	13	869	1,045	120,805	1,089	1,596
2 cows	944		1,888		587,482		55	5	215	3	640	51	4,974	903	174,244	938	2,405
3 cows	358		1,074		312,219		37	12	2,778	3	740	32	9,787	338	87,966	354	1,381
4 cows	163	598	652	2,504	162,064	770,014	39	8	2,720	8	2,314	28	4,685	150	38,508	163	763
5 to 9 cows	111		651		170,788		36	11	12,810	12	3,187	25	6,589	101	35,619	111	729
10 to 14 cows	14	33	164	393	57,110	123,925	13	8	19,747	3	6,430	3	965	11	3,695	14	194
15 to 19 cows	5		77		23,880		5	3	13,165	3	2,140	3	1,297	5	2,634	5	76
20 cows and over	4	5	108	122	49,350	42,600	4	4	33,250	—	—	1	1,000	4	1,670	4	123
Sharkey																	
Total	1,040	600	1,529	795	652,841	276,831	82	16	22,145	3	1,100	77	7,671	998	147,734	1,075	1,752
None	xxx	xxx	xxx	xxx	xxx	xxx	xxx	xxx	xxx	xxx	xxx	xxx	xxx	xxx	xxx	44	55
1 cow	726	574	726	662	341,221	233,451	35	1	300	—	—	35	1,656	695	77,613	719	834
2 cows	251		502		202,754		29	7	1,378	—	—	27	2,215	242	47,311	249	544
3 cows	38		114		44,825		8	3	335	1	20	7	920	37	12,141	38	124
4 cows	12	24	48	79	14,728	20,480	3	—	—	—	—	3	300	12	3,019	12	48
5 to 9 cows	9		54		19,895		5	3	1,997	1	50	5	2,580	8	5,675	9	62
10 cows and over	4	2	85	54	29,418	22,900	2	2	18,135	1	1,030	—	—	4	1,975	4	85
Simpson																	
Total	2,552	2,150	5,051	3,726	1,533,905	1,408,104	208	70	141,393	28	8,392	145	16,321	1,986	274,549	2,376	5,976
None	xxx	xxx	xxx	xxx	xxx	xxx	xxx	xxx	xxx	xxx	xxx	xxx	xxx	xxx	xxx	61	98
1 cow	1,222	1,852	1,222	2,417	417,143	948,472	43	12	1,665	2	108	36	1,996	883	77,743	1,056	1,427
2 cows	860		1,720		516,118		74	19	3,087	5	399	60	6,776	694	105,127	800	1,947
3 cows	256		768		214,362		27	8	2,783	5	1,374	20	1,380	200	40,119	251	877
4 cows	116	286	464	1,078	120,592	352,679	25	8	3,383	3	880	16	2,562	108	25,762	112	523
5 to 9 cows	79		472		126,685		22	11	24,500	8	3,094	10	2,657	72	21,687	77	829
10 to 14 cows	10	10	111	123	31,285	32,647	8	3	9,300	5	2,537	1	150	5	1,866	10	122
15 to 19 cows	2		31		6,325		2	2	950	—	—	—	—	1	730	2	33
20 cows and over	7	2	263	108	101,395	74,308	7	7	95,725	—	—	2	800	3	1,515	7	320
Smith																	
Total	2,585	2,080	4,866	3,450	1,323,523	1,181,991	113	31	5,045	10	2,397	88	9,531	2,407	309,551	2,564	5,808
None	xxx	xxx	xxx	xxx	xxx	xxx	xxx	xxx	xxx	xxx	xxx	xxx	xxx	xxx	xxx	93	126
1 cow	1,327	1,811	1,327	2,429	490,662	868,260	20	5	250	1	100	14	660	1,194	105,230	1,240	1,764
2 cows	825		1,650		477,386		49	14	1,725	2	450	40	3,779	790	113,997	805	2,017
3 cows	236		708		167,590		21	8	1,015	1	100	18	2,182	229	43,436	251	843
4 cows	113	266	452	980	101,707	295,191	9	1	1,500	2	516	7	855	112	28,008	113	494
5 to 9 cows	77		443		78,813		11	3	555	2	175	8	1,955	75	21,580	76	493
10 cows and over	7	3	86	41	7,365	18,540	3	—	—	2	1,056	1	100	7	1,300	6	71
Stone																	
Total	419	379	1,099	839	291,039	211,982	58	33	108,407	4	140	37	3,309	284	24,492	416	1,244
None	xxx	xxx	xxx	xxx	xxx	xxx	xxx	xxx	xxx	xxx	xxx	xxx	xxx	xxx	xxx	20	27
1 cow	138	298	138	424	43,027	112,829	6	2	200	—	—	6	394	80	4,821	126	191
2 cows	175		350		80,964		21	9	1,070	2	65	17	1,173	129	10,896	165	379
3 cows	54		162		29,113		6	3	725	—	—	6	477	42	4,332	53	169
4 cows	22	74	88	315	15,470	66,865	3	—	—	1	45	2	225	18	1,791	22	92
5 to 9 cows	14		83		12,920		6	5	3,397	1	30	3	80	12	1,102	14	75
10 to 14 cows	7	6	84	77	23,044	21,558	7	5	18,735	—	—	2	880	2	1,180	7	98
15 to 19 cows	4		65		20,628		4	4	19,022	—	—	—	—	—	—	4	62
20 cows and over	5	1	129	23	67,875	10,750	5	5	65,260	—	—	1	300	1	370	5	155
Sunflower																	
Total	4,688	4,048	8,886	5,117	2,783,542	1,904,504	208	79	157,448	9	5,126	176	54,641	4,524	730,728	4,671	7,291
None	xxx	xxx	xxx	xxx	xxx	xxx	xxx	xxx	xxx	xxx	xxx	xxx	xxx	xxx	xxx	219	265
1 cow	3,647	3,941	3,647	4,505	1,602,562	1,638,888	95	28	4,580	1	10	86	6,466	3,521	457,740	3,454	3,784
2 cows	838		1,676		654,118		60	22	5,406	1	36	52	5,804	809	183,626	804	1,714
3 cows	97		291		104,110		13	8	1,607	—	—	10	1,489	95	32,007	95	297
4 cows	50	98	200	351	69,860	117,566	8	3	650	—	—	7	1,296	48	16,198	47	207
5 to 9 cows	36		205		89,087		10	6	8,570	3	4,205	7	2,654	33	18,748	32	182
10 to 14 cows	10	6	115	93	51,700	42,200	10	4	9,700	1	50	9	10,764	10	13,713	10	103
15 to 19 cows	3		47		17,750		3	2	7,035	1	600	1	8	3	756	3	45
20 to 29 cows	4	2	97	43	38,450	25,550	4	3	8,900	1	100	3	3,530	4	5,310	4	106
30 cows and over	3	1	608	125	155,905	80,300	3	3	111,000	1	125	1	22,650	1	22,650	3	588

TABLE 19.—COWS MILKED AND MILK PRODUCED, 1939 AND 1929; DAIRY PRODUCTS SOLD AND BUTTER CHURNED, 1939; AND COWS KEPT FOR MILK APR. 1, 1940; BY NUMBER OF COWS MILKED, BY COUNTIES—Continued

(For explanation and definitions, see text)

STATE OR COUNTY AND NUMBER OF COWS MILKED	COWS MILKED				MILK PRODUCED (GALLONS)		DAIRY PRODUCTS SOLD, 1939						BUTTER CHURNED ON FARMS, 1939		COWS KEPT MAINLY FOR MILK PRODUCTION, APR. 1, 1940	
	Farms reporting		Number					Whole milk sold		Cream sold		Butter sold				
	1939	1929	1939	1929	1939	1929	Farms reporting	Farms reporting	Gallons	Farms reporting	Pounds of butterfat	Farms reporting	Pounds	Farms reporting	Pounds	Farms reporting	Number
MISSISSIPPI—Con.																	
Tallahatchie																	
Total	3,203	2,680	5,193	4,847	1,788,352	1,430,350	104	32	50,963	19	6,560	73	13,776	3,014	430,303	2,932	5,602
None	xxx	xxx	xxx	xxx	xxx	xxx	xxx	xxx	xxx	xxx	xxx	xxx	xxx	xxx	xxx	102	210
1 cow	2,054	2,310	2,054	2,929	733,886	859,141	18	4	130	1	280	16	1,105	1,942	187,936	1,759	1,976
2 cows	785		1,570		549,753		20	7	1,450	2	300	16	1,646	737	129,804	717	1,618
3 cows	183		549		189,623		17	3	125	7	1,460	11	1,666	164	45,920	175	643
4 cows	90	339	360	1,457	112,564	452,249	10	4	2,965	1	120	7	979	88	26,863	89	396
5 to 9 cows	76		433		120,360		26	7	8,828	4	1,400	17	2,805	70	29,840	75	444
10 to 14 cows	8	25	90	308	28,728	74,910	7	4	12,960	3	2,280	3	1,200	6	2,915	8	90
15 to 19 cows	4		66		21,620		4	2	11,000	1	720	2	1,075	4	2,460	4	79
20 cows and over	3	6	71	153	31,840	44,050	2	1	13,505	———	———	1	3,300	3	4,565	3	146
Tate																	
Total	2,418	2,238	7,635	6,939	2,819,230	2,349,385	475	327	1,265,614	38	10,841	152	26,059	2,097	336,998	2,444	8,442
None	xxx	xxx	xxx	xxx	xxx	xxx	xxx	xxx	xxx	xxx	xxx	xxx	xxx	xxx	xxx	67	160
1 cow	943	1,465	943	2,037	328,350	644,978	23	3	1,050	———	———	20	929	820	82,441	919	1,148
2 cows	711		1,422		470,524		70	29	8,040	3	340	47	2,793	654	106,663	708	1,623
3 cows	265		795		248,549		52	25	12,380	3	621	29	2,250	248	55,979	263	900
4 cows	164	657	656	2,988	205,945	951,946	66	42	45,977	11	2,198	19	1,997	139	34,120	164	694
5 to 9 cows	230		1,447		462,386		162	130	227,229	16	5,349	28	4,484	183	37,529	222	1,539
10 to 14 cows	52	89	578	1,129	193,752	454,729	49	46	129,458	3	2,333	3	305	33	4,854	52	602
15 to 19 cows	16		258		115,540		16	15	90,500	———	———	3	5,295	9	5,924	15	237
20 to 29 cows	4	16	88	356	32,400	115,565	4	4	30,029	———	———	———	———	4	810	3	53
30 to 49 cows	24	9	920	314	525,571	163,067	24	24	490,851	———	———	3	8,006	5	8,518	22	889
50 cows and over	9	2	532	115	236,213	39,100	9	9	230,100	———	———	———	———	2	160	9	597
Tippah																	
Total	2,636	2,936	6,502	5,682	2,614,380	2,274,637	1,186	253	284,692	926	210,694	123	12,930	2,465	388,944	2,626	7,302
None	xxx	xxx	xxx	xxx	xxx	xxx	xxx	xxx	xxx	xxx	xxx	xxx	xxx	xxx	xxx	51	70
1 cow	885	2,393	885	3,326	399,759	1,332,729	135	13	1,302	99	9,072	33	1,573	826	104,569	849	1,193
2 cows	896		1,792		729,662		386	32	8,474	338	41,744	35	2,503	840	137,048	881	2,061
3 cows	377		1,131		432,536		250	50	25,266	200	43,143	22	2,037	356	60,054	372	1,195
4 cows	207	525	828	2,101	329,967	832,383	166	47	36,650	123	36,955	12	1,291	195	35,601	205	892
5 to 9 cows	256		1,411		533,681		214	88	121,220	148	63,458	19	5,291	216	44,432	233	1,430
10 to 14 cows	25	18	268	255	106,210	109,525	25	14	37,535	14	11,406	1	210	23	5,636	25	280
15 cows and over	10		187		82,565		10	9	54,245	4	4,916	1	25	9	1,624	10	201
Tishomingo																	
Total	2,095	1,949	3,051	2,569	1,257,903	1,247,229	369	158	56,491	90	16,588	238	17,944	2,002	347,133	2,034	3,101
None	xxx	xxx	xxx	xxx	xxx	xxx	xxx	xxx	xxx	xxx	xxx	xxx	xxx	xxx	xxx	35	45
1 cow	1,390	1,878	1,390	2,312	622,004	1,149,432	144	54	5,556	19	1,575	115	6,866	1,324	190,217	1,308	1,516
2 cows	550		1,100		413,406		139	53	8,419	39	6,206	88	7,544	535	117,848	540	1,055
3 cows	105		315		111,652		47	23	8,218	17	3,328	22	1,777	103	28,213	103	290
4 cows	28	71	112	257	42,760	97,797	22	16	10,243	7	2,707	10	1,696	27	7,505	26	77
5 cows and over	22		134		48,081		17	12	24,055	8	2,772	3	161	13	3,350	22	120
Tunica																	
Total	1,581	758	1,962	972	776,255	294,395	73	19	9,845	3	144	67	6,534	1,513	197,188	1,567	2,043
None	xxx	xxx	xxx	xxx	xxx	xxx	xxx	xxx	xxx	xxx	xxx	xxx	xxx	xxx	xxx	76	94
1 cow	1,283	721	1,283	825	523,233	245,034	40	6	505	———	———	37	1,624	1,233	134,940	1,208	1,272
2 cows	252		504		183,361		20	6	740	1	100	18	1,512	236	46,383	240	502
3 cows	29		87		54,567		6	2	240	———	———	6	855	28	9,143	27	78
4 cows	8	36	32	137	12,708	47,361	2	———	———	———	———	2	1,450	8	3,103	7	30
5 to 9 cows	9		56		24,386		5	5	8,360	2	44	4	1,093	8	3,619	9	67
10 to 14 cows	———	1	———	10	———	2,000	———	———	———	———	———	———	———	———	———	———	———
Union																	
Total	2,962	3,029	7,902	6,531	3,112,890	2,698,869	1,292	1,057	1,180,103	219	44,033	116	14,497	2,552	344,189	2,964	7,951
None	xxx	xxx	xxx	xxx	xxx	xxx	xxx	xxx	xxx	xxx	xxx	xxx	xxx	xxx	xxx	48	148
1 cow	979	2,262	979	3,251	407,754	1,345,679	82	35	7,052	25	1,522	26	1,474	893	91,787	951	1,169
2 cows	876		1,752		698,500		305	203	94,590	82	11,399	39	3,754	756	112,464	866	1,800
3 cows	417		1,251		487,247		274	221	161,561	52	7,239	20	1,536	336	51,539	413	1,182
4 cows	277	746	1,108	5,016	432,478	1,209,090	238	209	216,350	33	6,710	7	495	233	35,048	275	1,020
5 to 9 cows	375		2,281		861,338		354	336	541,162	19	9,724	21	4,717	301	45,116	373	2,069
10 to 14 cows	31	17	338	191	125,855	88,400	31	27	89,388	5	4,801	1	191	27	4,696	31	351
15 to 19 cows	2		30		10,900		2	2	8,500	———	———	———	———	2	521	2	35
20 to 29 cows	2	3	43	63	14,340	34,100	2	1	5,500	1	1,500	———	———	1	125	2	47
30 cows and over	3	1	120	30	74,500	21,600	3	3	58,000	2	1,138	2	2,330	3	2,895	3	130
Walthall																	
Total	2,281	1,384	4,526	2,691	1,309,307	942,980	378	321	325,992	2	1,540	62	7,041	1,245	112,437	2,333	5,782
None	xxx	xxx	xxx	xxx	xxx	xxx	xxx	xxx	xxx	xxx	xxx	xxx	xxx	xxx	xxx	96	133
1 cow	1,195	1,141	1,195	1,527	339,001	527,194	108	94	9,429	———	———	14	652	531	32,513	1,164	1,551
2 cows	698		1,396		365,744		105	82	14,412	———	———	23	2,000	468	42,191	689	1,777
3 cows	167		501		120,540		27	18	7,125	———	———	10	558	133	17,639	165	591
4 cows	80	230	320	970	92,445	344,851	36	32	30,540	———	———	4	900	51	8,137	78	409
5 to 9 cows	112		697		235,250		75	70	141,520	1	150	9	1,296	52	9,383	112	866
10 to 14 cows	20	10	223	127	75,487	61,990	18	16	52,896	1	1,390	2	1,635	8	2,370	20	244
15 to 19 cows	4		62		21,290		4	4	19,150	———	———	———	———	———	———	4	62
20 cows and over	5	3	132	67	61,550	8,945	5	5	50,920	———	———	———	———	2	204	5	149

TABLE 19.—COWS MILKED AND MILK PRODUCED, 1939 AND 1929; DAIRY PRODUCTS SOLD AND BUTTER CHURNED, 1939; AND COWS KEPT FOR MILK APR. 1, 1940; BY NUMBER OF COWS MILKED, BY COUNTIES--Continued

(For explanation and definitions, see text)

STATE OR COUNTY AND NUMBER OF COWS MILKED	COWS MILKED				MILK PRODUCED (GALLONS)		DAIRY PRODUCTS SOLD, 1939							BUTTER CHURNED ON FARMS, 1939		COWS KEPT MAINLY FOR MILK PRODUCTION, APR. 1, 1940	
	Farms reporting		Number					Whole milk sold		Cream sold		Butter sold					
	1939	1929	1939	1929	1939	1929	Farms reporting	Farms reporting	Gallons	Farms reporting	Pounds of butterfat	Farms reporting	Pounds	Farms reporting	Pounds	Farms reporting	Number
MISSISSIPPI—Con.																	
Warren																	
Total	1,323	1,055	3,401	2,786	1,126,451	850,455	172	79	329,218	3	238	123	16,752	1,213	155,866	1,376	4,636
None	xxx	xxx	xxx	xxx	xxx	xxx	xxx	xxx	xxx	xxx	xxx	xxx	xxx	xxx	xxx	117	199
1 cow	628	797	628	1,094	241,050	252,149	25	9	1,913	———	———	19	1,808	569	48,836	585	909
2 cows	391		782		256,371		49	14	6,150	———	———	43	5,207	373	52,383	373	990
3 cows	135		405		119,791		25	11	4,668	2	50	20	2,160	124	20,578	134	561
4 cows	72	225	288	937	71,013	227,268	20	5	1,474	———	———	17	2,003	66	12,394	70	382
5 to 9 cows	65		401		96,146		23	11	10,541	———	———	17	3,324	64	16,381	65	456
10 to 14 cows	8	17	83	237	22,255	114,238	7	6	14,360	———	———	3	1,026	6	2,370	8	114
15 to 19 cows	6		101		48,900		6	6	45,151	———	———	1	362	2	572	6	112
20 to 29 cows	5	9	111	206	46,375	98,715	4	4	35,775	1	188	3	862	4	1,475	5	158
30 cows and over	13	7	602	312	224,550	160,087	13	13	209,206	———	———	———	———	5	877	13	755
Washington																	
Total	2,947	1,978	4,601	3,003	1,976,439	951,066	217	76	250,457	15	14,221	180	27,754	2,489	383,982	3,032	4,993
None	xxx	xxx	xxx	xxx	xxx	xxx	xxx	xxx	xxx	xxx	xxx	xxx	xxx	xxx	xxx	249	277
1 cow	2,319	1,868	2,319	2,111	992,202	586,220	97	26	2,927	3	360	86	3,945	1,902	209,887	2,191	2,371
2 cows	447		894		342,173		53	16	2,869	1	25	50	4,760	428	82,788	423	866
3 cows	72		216		77,235		14	6	1,278	———	———	13	2,211	69	23,417	67	210
4 cows	38	92	152	362	58,185	103,549	14	4	2,764	1	200	13	3,662	36	13,362	36	181
5 to 9 cows	44		268		98,468		15	6	9,915	1	576	12	5,746	42	20,582	43	281
10 to 14 cows	11	8	129	91	56,696	26,747	8	5	31,998	2	2,110	3	1,765	9	3,779	10	158
15 to 19 cows	5		81		31,300		5	3	10,150	1	2,000	2	2,165	3	2,887	4	52
20 to 29 cows	4	1	85	20	53,550	10,950	4	3	29,950	2	2,116	1	3,500	1	3,650	3	85
30 to 49 cows	2	6	85	225	39,080	124,850	2	2	15,440	1	1,056	———	———	1	3,650	1	60
50 cows and over	5	3	372	194	227,550	98,750	5	5	143,166	3	5,778	———	———	———	———	5	472
Wayne																	
Total	1,629	1,217	3,496	2,218	925,417	756,949	97	25	61,790	16	9,685	79	19,315	1,425	174,170	1,629	4,235
None	xxx	xxx	xxx	xxx	xxx	xxx	xxx	xxx	xxx	xxx	xxx	xxx	xxx	xxx	xxx	41	87
1 cow	673	1,004	673	1,335	208,310	486,036	13	3	560	2	950	10	735	542	38,807	649	941
2 cows	567		1,134		292,545		24	3	1,750	5	1,443	19	1,503	515	53,790	555	1,352
3 cows	191		573		136,089		21	4	1,125	———	———	20	2,600	179	28,557	188	653
4 cows	101	209	404	826	90,088	240,213	17	4	1,490	2	120	14	3,135	95	20,432	101	432
5 to 9 cows	87		521		108,130		18	8	6,385	4	2,306	14	3,742	85	23,344	85	582
10 cows and over	10	4	191	57	90,245	30,700	4	3	50,500	3	4,866	2	7,600	9	9,240	10	188
Webster																	
Total	1,990	1,777	4,225	4,133	1,396,813	1,547,020	442	112	87,901	260	59,743	103	12,134	1,888	324,309	1,972	4,952
None	xxx	xxx	xxx	xxx	xxx	xxx	xxx	xxx	xxx	xxx	xxx	xxx	xxx	xxx	xxx	55	125
1 cow	823	1,250	823	1,817	299,630	689,528	45	6	706	19	1,615	24	1,486	795	91,873	770	1,027
2 cows	725		1,450		472,735		145	17	3,556	94	11,565	44	3,882	692	133,285	707	1,695
3 cows	202		606		197,669		84	18	6,888	54	9,011	19	3,193	184	45,036	200	688
4 cows	120	514	480	2,151	153,009	806,916	68	17	11,622	44	9,117	8	1,751	112	28,372	120	517
5 to 9 cows	102		619		193,290		82	44	45,401	38	14,202	7	1,542	92	22,211	102	661
10 to 14 cows	11	12	119	140	36,020	43,576	11	7	11,130	6	3,486	———	———	8	2,102	11	114
15 to 19 cows	4		68		21,160		4	3	8,600	2	4,167	———	———	3	830	4	61
20 to 29 cows	3	1	60	25	23,300	7,000	3	———	———	3	6,580	1	300	2	600	3	66
Wilkinson																	
Total	1,520	1,118	3,458	2,791	764,115	559,304	62	31	64,715	2	390	43	6,634	1,031	75,118	1,570	4,686
None	xxx	xxx	xxx	xxx	xxx	xxx	xxx	xxx	xxx	xxx	xxx	xxx	xxx	xxx	xxx	104	149
1 cow	580	746	580	1,122	137,361	237,546	5	3	150	———	———	5	252	294	9,761	566	821
2 cows	522		1,044		240,758		8	2	417	———	———	7	445	378	20,354	507	1,473
3 cows	188		564		119,144		8	1	10	———	———	8	862	158	14,448	179	851
4 cows	115	356	460	1,378	88,495	231,106	7	1	20	1	90	5	314	104	10,503	109	544
5 to 9 cows	99		601		109,977		21	13	9,658	1	300	14	3,865	86	14,270	89	636
10 to 14 cows	10	16	107	291	19,300	90,652	7	5	8,100	———	———	3	816	10	2,882	10	110
15 cows and over	6		102		49,080		6	6	46,380	———	———	1	100	3	900	6	122
Winston																	
Total	2,700	2,472	5,978	5,816	1,985,041	2,095,297	351	69	52,655	200	64,438	127	25,280	2,530	426,398	2,734	6,632
None	xxx	xxx	xxx	xxx	xxx	xxx	xxx	xxx	xxx	xxx	xxx	xxx	xxx	xxx	xxx	84	111
1 cow	1,069	1,843	1,069	2,694	371,132	967,218	25	5	1,200	5	242	17	945	1,001	102,384	1,039	1,335
2 cows	976		1,952		669,774		82	9	964	36	3,988	44	4,055	927	173,190	962	2,184
3 cows	322		966		310,285		57	7	2,405	36	6,627	21	2,779	302	65,383	319	1,021
4 cows	150	580	600	2,437	172,620	867,900	64	13	4,620	47	8,064	10	921	138	31,015	148	582
5 to 9 cows	147		902		282,415		87	21	18,774	53	22,308	24	10,430	129	42,257	146	898
10 to 14 cows	25	41	271	491	78,595	195,859	25	9	10,622	14	7,439	10	5,350	25	10,010	25	278
15 to 19 cows	8		153		53,620		8	4	8,070	6	5,070	1	800	7	1,850	8	148
20 cows and over	3	8	85	194	44,600	64,320	3	1	6,000	3	10,720	———	———	3	309	3	75
Yalobusha																	
Total	2,275	1,937	5,824	5,463	1,971,374	1,739,166	605	280	275,421	283	68,589	105	11,752	1,994	312,949	2,247	6,752
None	xxx	xxx	xxx	xxx	xxx	xxx	xxx	xxx	xxx	xxx	xxx	xxx	xxx	xxx	xxx	58	108
1 cow	812	1,249	812	1,810	317,714	571,269	40	7	1,064	17	1,134	22	1,375	723	86,287	757	1,020
2 cows	721		1,442		508,686		128	54	11,853	64	5,244	25	2,855	643	105,557	698	1,640
3 cows	312		936		314,678		127	59	27,887	59	6,103	18	2,490	275	55,335	304	999
4 cows	175	614	700	2,652	217,036	839,347	103	51	26,750	46	9,335	16	1,679	139	26,748	175	773
5 to 9 cows	214		1,311		402,565		167	86	102,725	80	24,537	21	2,569	181	34,458	214	1,468
10 to 14 cows	23	67	254	822	79,530	276,155	22	15	43,542	8	8,776	1	4	17	3,091	23	264
15 to 19 cows	11		176		64,290		11	3	14,900	8	11,780	———	———	9	1,270	11	201
20 cows and over	7	7	193	179	68,875	52,395	7	5	46,700	1	1,700	2	800	7	2,205	7	259

TABLE 19.—COWS MILKED AND MILK PRODUCED, 1939 AND 1929; DAIRY PRODUCTS SOLD AND BUTTER CHURNED, 1939; AND COWS KEPT FOR MILK APR. 1, 1940; BY NUMBER OF COWS MILKED, BY COUNTIES—Continued

(For explanation and definitions, see text)

STATE OR COUNTY AND NUMBER OF COWS MILKED	COWS MILKED				MILK PRODUCED (GALLONS)		DAIRY PRODUCTS SOLD, 1939							BUTTER CHURNED ON FARMS, 1939		COWS KEPT MAINLY FOR MILK PRODUCTION, APR. 1, 1940	
	Farms reporting		Number					Whole milk sold		Cream sold		Butter sold					
	1939	1929	1939	1929	1939	1929	Farms reporting	Farms reporting	Gallons	Farms reporting	Pounds of butterfat	Farms reporting	Pounds	Farms reporting	Pounds	Farms reporting	Number
MISSISSIPPI—Con.																	
Yazoo																	
Total	3,445	2,998	7,095	7,181	1,994,859	1,679,384	193	63	116,984	28	10,037	140	21,275	3,231	382,602	3,436	8,888
None	xxx	xxx	xxx	xxx	xxx	xxx	xxx	xxx	xxx	xxx	xxx	xxx	xxx	xxx	xxx	55	121
1 cow	1,859	2,253	1,859	3,224	490,047	750,915	16	4	607	2	690	13	610	1,554	104,430	1,629	2,002
2 cows	1,033		2,066		602,133		36	10	3,826	2	390	30	2,777	971	122,211	1,012	2,603
3 cows	345		1,035		276,841		31	6	1,340	4	725	28	3,733	324	59,677	343	1,418
4 cows	194	672	776	2,900	197,272	645,724	28	5	2,325	2	203	26	2,944	182	38,318	186	698
5 to 9 cows	188		1,146		279,946		59	24	17,786	13	5,260	36	7,171	179	48,925	185	1,379
10 to 14 cows	13	57	144	719	36,790	164,525	10	5	9,050	2	764	5	2,720	13	6,400	13	174
15 to 19 cows	9		148		48,660		9	5	21,100	3	2,005	2	1,320	6	2,191	9	160
20 cows and over	4	14	121	338	63,150	118,220	4	4	60,950	———	———	———	———	2	450	4	133
MISSOURI																	
Total	215,642	218,119	822,874	901,445	331,573,347	369,134,036	132,449	36,399	98,568,322	93,798	37,770,638	10,268	1,769,298	164,367	15,495,743	210,437	900,433
None	xxx	xxx	xxx	xxx	xxx	xxx	xxx	xxx	xxx	xxx	xxx	xxx	xxx	xxx	xxx	6,024	17,263
1 cow	55,740	92,034	55,740	137,612	24,200,235	58,060,883	10,972	1,977	410,987	7,172	665,469	2,554	173,332	42,951	3,333,156	50,753	73,627
2 cows	47,475		94,950		35,288,351		23,498	3,720	1,728,659	18,178	2,890,653	2,896	280,096	38,426	3,491,840	44,827	109,160
3 cows	27,884		83,652		29,899,813		20,178	3,930	3,111,044	15,887	3,812,783	1,448	190,016	22,122	2,076,610	26,696	91,764
4 cows	22,670	109,973	90,680	537,411	32,504,865	207,957,042	19,063	4,233	4,783,790	14,791	4,889,295	1,006	171,464	17,636	1,688,648	21,878	96,490
5 to 9 cows	48,686		306,900		116,884,936		45,595	14,739	31,351,631	31,757	17,779,970	1,845	525,879	35,539	3,701,449	47,305	315,803
10 to 14 cows	9,270	14,162	104,023	173,193	44,317,414	73,987,419	9,209	4,813	20,994,372	4,746	5,174,660	347	203,512	5,818	788,445	9,069	105,184
15 to 19 cows	2,149		35,021		16,943,211		2,147	1,499	11,006,243	789	1,286,613	83	81,758	1,129	203,125	2,115	35,992
20 to 29 cows	1,251	1,429	28,197	32,006	15,596,313	15,773,035	1,251	1,004	11,698,729	349	774,743	62	84,582	575	151,868	1,235	29,718
30 to 49 cows	421	428	14,719	14,688	9,109,248	8,741,678	420	376	7,584,587	101	266,833	19	40,049	145	58,225	419	15,679
50 to 74 cows	79	65	4,523	3,812	3,150,069	2,674,201	79	74	2,651,064	18	98,122	5	9,810	20	12,877	79	4,925
75 to 99 cows	20	18	1,621	1,276	1,329,388	888,982	20	19	1,167,888	7	40,597	3	8,800	4	9,350	20	1,772
100 to 199 cows	12	12	1,461	1,447	1,192,804	1,050,796	12	11	1,091,588	1	24,000	———	———	2	150	12	1,525
200 cows and over	5	———	1,387	———	1,156,700	———	5	4	987,740	2	66,900	———	———	———	———	5	1,533
Adair																	
Total	1,956	1,976	8,513	9,021	3,314,593	3,016,480	1,439	445	859,897	1,049	406,962	41	4,345	1,403	115,183	1,917	9,370
None	xxx	xxx	xxx	xxx	xxx	xxx	xxx	xxx	xxx	xxx	xxx	xxx	xxx	xxx	xxx	57	194
1 cow	313	678	313	1,030	138,991	362,478	69	19	2,745	49	4,280	6	228	222	15,410	264	387
2 cows	390		780		308,558		209	38	16,900	170	24,872	10	539	300	23,007	369	900
3 cows	260		780		295,446		208	38	25,551	174	34,876	6	549	211	16,034	253	878
4 cows	248	1,118	992	5,685	373,288	1,897,927	226	51	47,732	182	54,604	6	570	182	15,186	243	1,112
5 to 9 cows	591		3,734		1,398,285		574	209	359,367	395	197,957	9	2,106	406	37,487	581	3,956
10 to 14 cows	150	169	1,458	2,034	604,961	655,520	129	72	240,104	69	81,758	3	153	72	7,296	127	1,492
15 to 19 cows	20		321		136,914		20	14	93,123	9	8,195	1	200	9	683	19	302
20 cows and over	4	11	135	272	60,150	100,555	4	4	54,375	1	420	———	———	1	80	4	149
Andrew																	
Total	1,995	2,026	9,774	10,297	4,368,429	4,689,575	1,568	512	1,222,992	1,276	568,265	90	29,899	1,551	152,126	1,975	10,249
None	xxx	xxx	xxx	xxx	xxx	xxx	xxx	xxx	xxx	xxx	xxx	xxx	xxx	xxx	xxx	53	215
1 cow	351	673	351	1,018	158,292	452,458	108	26	3,462	77	7,049	16	1,277	258	16,452	291	426
2 cows	372		744		320,266		258	32	16,075	224	37,896	19	2,229	305	25,246	359	825
3 cows	268		804		324,542		231	22	16,636	211	52,770	9	931	215	17,291	261	850
4 cows	239	1,093	956	5,668	353,059	2,431,226	214	20	18,302	198	66,702	9	1,124	197	17,940	238	1,030
5 to 9 cows	578		3,711		1,522,217		552	111	248,216	455	255,701	25	4,592	451	42,036	568	3,770
10 to 14 cows	123	226	1,412	2,813	667,995	1,332,403	123	44	224,391	85	98,555	5	5,230	85	14,624	121	1,325
15 to 19 cows	38		617		321,215		38	20	151,246	18	29,566	3	2,700	21	5,149	38	651
20 to 29 cows	36	30	802	671	471,253	399,758	36	29	367,824	6	16,258	3	5,616	14	6,680	36	819
30 cows and over	10	4	397	129	229,590	75,750	10	8	176,840	2	1,768	1	8,200	5	6,708	10	358
Atchison																	
Total	1,348	1,472	5,037	5,978	2,075,209	2,288,584	857	76	102,754	806	267,124	23	4,655	1,108	119,324	1,314	5,460
None	xxx	xxx	xxx	xxx	xxx	xxx	xxx	xxx	xxx	xxx	xxx	xxx	xxx	xxx	xxx	29	91
1 cow	193	527	193	833	97,980	346,025	39	4	638	35	3,319	3	285	131	9,061	171	285
2 cows	328		656		284,553		165	15	6,997	151	23,031	7	261	270	24,763	310	750
3 cows	236		708		290,829		150	11	5,579	146	35,174	2	202	204	20,707	227	758
4 cows	185	865	740	4,072	309,861	1,553,279	147	3	2,151	145	47,304	2	62	159	17,117	181	799
5 to 9 cows	358		2,199		854,289		312	35	46,934	290	151,592	8	1,175	303	38,275	352	2,254
10 to 14 cows	40	80	438	1,073	189,680	389,282	38	8	26,762	34	24,054	———	———	36	5,971	38	392
15 cows and over	6		105		48,017		6	2	13,693	5	2,650	1	2,650	5	3,430	6	131
Audrain																	
Total	1,854	2,078	5,105	6,874	1,840,164	2,670,484	762	114	438,807	569	146,269	145	17,870	1,337	118,508	1,697	5,359
None	xxx	xxx	xxx	xxx	xxx	xxx	xxx	xxx	xxx	xxx	xxx	xxx	xxx	xxx	xxx	55	177
1 cow	716	1,058	716	1,631	280,855	718,644	101	5	795	69	5,380	32	1,175	477	33,427	625	909
2 cows	528		1,056		332,996		205	10	2,839	164	21,733	44	3,936	432	37,205	447	1,017
3 cows	204		612		184,401		114	9	5,595	91	17,292	21	2,211	160	15,019	180	594
4 cows	140	955	560	4,236	164,775	1,485,275	105	9	9,261	88	21,525	16	2,467	103	11,087	133	542
5 to 9 cows	212		1,338		459,679		183	40	88,434	157	64,531	26	6,521	142	17,867	203	1,206
10 to 14 cows	38	53	457	649	218,780	273,665	38	26	140,854	16	13,456	5	1,290	18	3,350	38	505
15 to 19 cows	7		111		51,940		7	6	41,260	2	2,072	———	———	2	176	7	115
20 to 29 cows	4	7	90	163	57,650	69,800	4	4	49,289	1	180	1	250	2	302	4	91
30 to 49 cows	5	4	185	130	109,090	68,100	5	5	100,500	1	100	———	———	1	75	5	205
50 to 74 cows	———	1	———	65	———	57,000	———	———	———	———	———	———	———	———	———	———	———

TABLE 19.—COWS MILKED AND MILK PRODUCED, 1939 AND 1929; DAIRY PRODUCTS SOLD AND BUTTER CHURNED, 1939; AND COWS KEPT FOR MILK APR. 1, 1940; BY NUMBER OF COWS MILKED, BY COUNTIES—Continued

(For explanation and definitions, see text)

STATE OR COUNTY AND NUMBER OF COWS MILKED	COWS MILKED				MILK PRODUCED (GALLONS)		DAIRY PRODUCTS SOLD, 1939							BUTTER CHURNED ON FARMS, 1939		COWS KEPT MAINLY FOR MILK PRODUCTION, APR. 1, 1940	
	Farms reporting		Number					Whole milk sold		Cream sold		Butter sold					
	1939	1929	1939	1929	1939	1929	Farms reporting	Farms reporting	Gallons	Farms reporting	Pounds of butterfat	Farms reporting	Pounds	Farms reporting	Pounds	Farms reporting	Number
MISSOURI—Contd.																	
Barry																	
Total	2,984	2,971	13,232	13,772	5,133,068	5,834,403	2,322	990	1,992,042	1,403	554,300	85	23,950	2,144	179,116	2,928	14,366
None	xxx	xxx	xxx	xxx	xxx	xxx	xxx	xxx	xxx	xxx	xxx	xxx	xxx	xxx	xxx	57	206
1 cow	565	1,030	565	1,535	231,198	669,851	135	24	6,367	99	8,783	15	1,165	428	30,030	512	727
2 cows	500		1,000		369,646		344	69	35,320	272	44,072	17	1,329	378	28,307	475	1,176
3 cows	386		1,158		439,664		345	102	85,451	249	60,226	20	2,750	287	21,524	380	1,392
4 cows	349	1,653	1,396	8,488	525,773	3,580,081	329	139	158,042	208	69,198	8	952	240	16,794	344	1,571
5 to 9 cows	941		5,979		2,341,844		928	499	1,016,861	479	270,458	17	6,379	639	55,149	921	6,239
10 to 14 cows	185	265	2,067	3,190	801,911	1,356,338	181	117	433,987	71	67,676	6	6,120	131	18,759	181	2,037
15 to 19 cows	45		731		288,617		45	27	150,326	21	29,682	2	5,255	35	8,083	44	695
20 cows and over	15	23	336	559	134,415	228,133	15	13	105,688	4	4,205	—	—	6	490	14	323
Barton																	
Total	1,659	1,945	7,871	8,904	2,708,021	3,448,459	1,297	325	716,711	994	416,759	35	8,978	1,098	90,160	1,622	8,674
None	xxx	xxx	xxx	xxx	xxx	xxx	xxx	xxx	xxx	xxx	xxx	xxx	xxx	xxx	xxx	50	141
1 cow	237	651	237	1,008	88,617	420,460	62	9	1,584	52	4,950	3	243	155	8,899	203	351
2 cows	262		524		177,430		168	14	9,768	152	22,529	4	103	188	12,315	243	666
3 cows	205		615		189,247		157	28	24,028	125	25,872	7	1,650	144	11,717	200	708
4 cows	223	1,138	892	5,739	272,559	2,182,004	204	46	45,586	163	50,418	3	452	152	11,370	217	988
5 to 9 cows	597		3,849		1,271,088		571	163	307,422	420	222,347	16	3,905	376	35,224	581	4,101
10 to 14 cows	110	135	1,220	1,656	415,560	643,110	110	48	138,648	70	64,349	2	2,625	72	9,165	104	1,206
15 to 19 cows	15		247		130,570		15	8	55,125	10	20,038	—	—	8	1,144	15	259
20 to 29 cows	5	17	116	373	63,800	134,935	5	5	54,000	1	1,456	—	—	3	326	4	84
30 to 49 cows	5	4	171	128	99,150	67,950	5	4	80,550	1	4,800	—	—	—	—	5	170
Bates																	
Total	2,586	3,004	10,895	13,382	4,541,682	5,529,646	1,656	427	1,644,819	1,257	438,905	68	14,579	1,803	153,028	2,578	12,302
None	xxx	xxx	xxx	xxx	xxx	xxx	xxx	xxx	xxx	xxx	xxx	xxx	xxx	xxx	xxx	89	351
1 cow	543	1,090	543	1,656	249,098	695,954	105	11	2,403	84	7,426	13	625	359	24,786	512	802
2 cows	604		1,208		468,738		273	22	7,845	245	37,528	14	1,597	461	35,943	577	1,384
3 cows	346		1,038		375,858		259	27	16,923	236	53,451	9	1,342	258	20,269	335	1,167
4 cows	289	1,648	1,156	8,167	397,878	3,270,615	244	34	31,095	214	65,417	8	956	214	18,161	280	1,249
5 to 9 cows	569		3,567		1,396,678		540	172	411,652	393	184,974	14	5,021	393	37,545	552	3,784
10 to 14 cows	147	242	1,669	2,977	747,878	1,285,008	147	87	451,093	65	56,594	7	2,388	78	10,144	145	1,689
15 to 19 cows	54		887		462,727		54	44	365,538	13	20,275	1	100	25	2,143	54	950
20 to 29 cows	28	20	620	449	328,510	217,269	28	25	290,283	5	5,440	2	2,550	14	3,881	28	680
30 to 49 cows	6	4	207	133	114,317	60,800	6	5	67,987	2	7,800	—	—	1	156	6	246
Benton																	
Total	1,855	1,919	7,447	8,152	2,710,408	2,859,288	1,293	88	178,156	1,221	427,151	57	10,180	1,630	155,135	1,677	7,342
None	xxx	xxx	xxx	xxx	xxx	xxx	xxx	xxx	xxx	xxx	xxx	xxx	xxx	xxx	xxx	40	101
1 cow	363	735	363	1,155	168,368	460,185	101	5	855	90	7,693	9	517	289	19,235	302	517
2 cows	392		784		305,101		226	13	3,995	215	28,351	6	403	348	29,345	351	866
3 cows	259		777		264,646		195	12	5,315	185	35,552	12	1,077	230	19,752	230	779
4 cows	210	1,043	840	5,253	307,220	1,748,207	177	7	7,742	170	46,788	3	243	190	17,352	189	865
5 to 9 cows	527		3,369		1,215,395		491	35	74,248	470	220,118	21	3,712	484	52,477	471	3,046
10 to 14 cows	83	134	931	1,581	295,033	571,261	82	11	53,946	73	56,208	3	3,228	71	14,034	74	816
15 to 19 cows	16		254		88,950		16	3	29,895	13	15,391	1	100	13	1,558	15	206
20 cows and over	5	7	129	163	67,695	79,635	5	2	2,160	5	17,050	2	900	5	1,382	5	146
Bollinger																	
Total	1,814	1,879	4,840	5,653	1,434,961	1,902,342	714	27	11,976	637	186,719	89	7,887	1,377	98,324	1,713	5,455
None	xxx	xxx	xxx	xxx	xxx	xxx	xxx	xxx	xxx	xxx	xxx	xxx	xxx	xxx	xxx	50	146
1 cow	534	981	534	1,470	174,570	543,420	58	6	742	40	3,940	19	854	366	21,112	494	846
2 cows	546		1,092		304,872		161	7	905	140	18,348	21	1,513	430	28,613	483	1,275
3 cows	288		864		232,909		134	1	40	122	25,862	17	1,415	224	16,929	267	934
4 cows	202	879	808	3,952	217,734	1,266,778	143	4	2,115	128	35,613	15	1,888	164	13,925	186	811
5 to 9 cows	229		1,368		442,451		203	8	1,424	194	89,374	16	1,967	184	16,793	218	1,308
10 cows and over	15	19	174	231	62,425	92,144	15	1	6,750	13	13,582	1	250	9	952	15	135
Boone																	
Total	2,394	2,284	6,505	7,118	2,707,051	2,684,034	805	138	920,496	527	170,781	210	20,480	1,971	167,683	2,273	6,918
None	xxx	xxx	xxx	xxx	xxx	xxx	xxx	xxx	xxx	xxx	xxx	xxx	xxx	xxx	xxx	42	145
1 cow	1,000	1,400	1,000	2,137	425,653	723,691	182	16	4,716	102	8,647	63	3,069	842	58,887	913	1,298
2 cows	671		1,342		439,441		201	13	6,117	125	19,655	75	5,232	586	52,009	630	1,396
3 cows	305		915		274,593		133	8	6,348	107	22,681	28	2,107	261	21,930	286	867
4 cows	157	785	628	3,437	203,231	1,114,667	87	6	5,525	75	24,984	14	1,538	122	12,413	149	541
5 to 9 cows	187		1,151		423,846		149	34	124,156	101	63,405	25	4,488	135	16,502	179	1,058
10 to 14 cows	36	76	418	941	260,447	471,791	35	26	189,869	9	11,487	3	2,506	14	3,456	36	449
15 to 19 cows	14		225		134,047		14	13	109,412	4	6,946	—	—	3	456	14	240
20 to 29 cows	12	18	287	405	190,353	234,775	12	11	153,188	3	8,476	1	1,040	4	1,344	12	316
30 to 49 cows	9	3	339	95	237,440	54,560	9	9	213,795	—	—	—	—	2	82	9	374
50 cows and over	3	2	200	103	128,000	84,550	3	2	107,370	1	4,500	1	500	2	604	3	254
Buchanan																	
Total	1,815	1,818	6,106	8,522	3,394,473	4,508,217	966	287	1,526,592	681	194,385	86	25,276	1,464	159,608	1,805	6,654
None	xxx	xxx	xxx	xxx	xxx	xxx	xxx	xxx	xxx	xxx	xxx	xxx	xxx	xxx	xxx	43	103
1 cow	694	915	694	1,300	330,400	573,085	133	24	5,185	103	10,222	18	869	574	43,515	658	808
2 cows	502		1,004		470,037		302	50	23,682	242	42,712	30	3,212	438	46,273	492	1,095
3 cows	201		603		281,839		155	30	20,559	129	30,988	12	1,049	177	19,804	198	660
4 cows	122	667	488	3,155	220,693	1,277,950	96	23	25,398	69	24,217	9	2,818	100	12,115	122	553
5 to 9 cows	160		1,005		503,147		145	49	121,096	108	52,727	5	3,615	126	18,829	158	1,065
10 to 14 cows	63	178	716	2,309	442,005	1,407,788	62	43	294,855	20	15,904	8	7,339	31	11,047	61	758
15 to 19 cows	35		569		396,783		55	30	332,351	7	7,342	4	6,374	12	7,429	35	588
20 to 29 cows	29	40	643	910	418,558	597,510	29	29	402,963	2	691	—	—	2	206	29	664
30 cows and over	9	18	384	848	333,011	651,884	9	9	300,503	3	9,582	—	—	4	390	9	384

TABLE 19.—COWS MILKED AND MILK PRODUCED, 1939 AND 1929; DAIRY PRODUCTS SOLD AND BUTTER CHURNED, 1939; AND COWS KEPT FOR MILK APR. 1, 1940; BY NUMBER OF COWS MILKED, BY COUNTIES—Continued

(For explanation and definitions, see text)

STATE OR COUNTY AND NUMBER OF COWS MILKED	COWS MILKED				MILK PRODUCED (GALLONS)		DAIRY PRODUCTS SOLD, 1939						BUTTER CHURNED ON FARMS, 1939		COWS KEPT MAINLY FOR MILK PRODUCTION, APR. 1, 1940	
	Farms reporting		Number					Whole milk sold		Cream sold		Butter sold				
	1939	1929	1939	1929	1939	1929	Farms reporting	Farms reporting	Gallons	Farms reporting	Pounds of butterfat	Farms reporting	Pounds	Farms reporting	Pounds	Farms reporting	Number
MISSOURI—Contd.																	
Butler																	
Total	2,519	1,640	6,456	4,702	2,631,834	2,020,759	1,122	105	315,058	943	253,585	193	32,798	2,245	262,015	2,632	7,190
None	xxx	xxx	xxx	xxx	xxx	xxx	xxx	xxx	xxx	xxx	xxx	xxx	xxx	xxx	xxx	200	338
1 cow	935	992	935	1,433	427,869	600,988	155	5	689	110	10,698	23	2,074	853	79,209	882	1,140
2 cows	727		1,454		577,914		334	9	3,990	293	48,602	77	4,446	686	75,070	710	1,568
3 cows	336		1,008		382,059		218	27	27,410	178	39,208	31	4,279	293	35,888	331	1,051
4 cows	211	597	844	2,628	329,600	1,098,769	160	17	28,710	134	40,137	21	2,850	180	24,220	206	818
5 to 9 cows	289		1,634		584,952		234	24	49,799	205	95,930	31	11,011	250	36,569	265	1,622
10 to 14 cows	32	50	358	611	175,835	307,102	32	15	78,850	19	12,390	10	8,138	20	10,797	31	341
15 to 19 cows	1		18		10,000		1	1	8,100	1	750	—	—	1	110	1	18
20 cows and over	8	1	205	30	145,605	13,900	8	7	117,510	3	5,875	—	—	2	150	8	294
Caldwell																	
Total	1,636	1,680	5,904	7,047	2,945,861	2,963,474	1,275	145	288,096	1,171	469,389	44	5,605	1,194	102,804	1,593	7,040
None	xxx	xxx	xxx	xxx	xxx	xxx	xxx	xxx	xxx	xxx	xxx	xxx	xxx	xxx	xxx	53	116
1 cow	360	591	360	921	196,032	403,512	133	14	2,529	120	11,373	9	466	267	16,873	321	675
2 cows	345		690		337,953		247	21	11,915	226	42,250	15	972	264	20,682	326	866
3 cows	239		717		347,056		215	12	11,482	208	60,131	3	204	181	16,065	231	877
4 cows	215	976	860	4,765	409,065	1,950,799	213	20	25,617	202	76,102	11	1,188	157	15,079	208	968
5 to 9 cows	418		2,547		1,245,210		409	60	132,497	367	220,885	8	775	284	28,897	415	2,770
10 to 14 cows	45	111	484	1,321	272,605	586,511	44	11	55,792	38	38,890	—	—	32	3,930	45	477
15 to 19 cows	10		161		93,990		10	4	33,629	7	14,273	—	—	7	914	10	200
20 to 29 cows	4	2	85	40	43,950	22,652	4	3	18,635	3	5,485	—	—	2	364	4	91
Callaway																	
Total	2,182	2,343	5,150	7,064	1,763,951	2,584,877	721	84	298,656	538	117,856	202	24,331	1,726	163,216	2,117	5,409
None	xxx	xxx	xxx	xxx	xxx	xxx	xxx	xxx	xxx	xxx	xxx	xxx	xxx	xxx	xxx	107	193
1 cow	925	1,363	925	2,048	366,373	818,287	143	17	2,792	94	7,057	43	2,511	690	49,387	851	1,038
2 cows	680		1,320		422,468		241	19	3,987	167	19,997	84	6,199	556	52,236	619	1,390
3 cows	259		777		202,245		114	11	5,291	89	14,855	29	2,171	214	21,546	240	737
4 cows	139	919	556	4,021	138,984	1,303,522	81	5	3,476	73	15,057	15	2,190	115	15,122	129	491
5 to 9 cows	167		980		253,001		113	17	22,440	97	36,300	23	4,097	132	16,265	159	902
10 to 14 cows	24	54	271	678	112,340	276,024	21	8	31,000	14	16,310	5	2,670	15	5,571	24	290
15 to 19 cows	1		17		10,900		1	—	—	1	700	1	3,293	1	3,393	1	18
20 to 29 cows	3	3	72	70	41,390	18,760	3	3	38,390	1	1,200	—	—	1	40	3	75
30 cows and over	4	4	232	247	216,250	168,284	4	4	191,280	2	6,380	2	1,200	2	1,656	4	275
Camden																	
Total	1,109	1,257	3,273	4,379	1,053,016	1,317,713	465	50	43,976	422	128,663	28	3,321	975	87,014	1,083	3,810
None	xxx	xxx	xxx	xxx	xxx	xxx	xxx	xxx	xxx	xxx	xxx	xxx	xxx	xxx	xxx	32	98
1 cow	305	615	305	917	116,508	348,355	31	6	243	21	1,569	4	167	265	18,844	277	422
2 cows	320		640		208,826		95	14	3,318	78	12,487	8	814	276	26,221	303	818
3 cows	167		501		155,017		90	7	912	85	18,091	5	480	144	12,983	181	611
4 cows	110	588	440	2,773	121,243	776,308	74	5	3,060	71	15,280	1	60	95	7,867	107	517
5 to 9 cows	185		1,133		350,886		153	13	11,998	147	64,741	6	1,362	175	18,267	181	1,075
10 cows and over	22	54	254	689	102,536	193,050	22	5	24,445	20	16,495	4	458	80	2,852	22	269
Cape Girardeau																	
Total	2,257	2,252	9,308	9,934	3,643,867	4,187,754	1,569	244	789,535	1,308	682,946	102	28,496	1,856	156,268	2,176	9,889
None	xxx	xxx	xxx	xxx	xxx	xxx	xxx	xxx	xxx	xxx	xxx	xxx	xxx	xxx	xxx	42	104
1 cow	497	774	497	1,162	179,437	467,675	107	14	2,805	85	8,700	14	1,078	396	24,448	441	576
2 cows	414		828		293,964		235	30	9,031	194	37,229	25	2,429	364	28,023	392	931
3 cows	288		864		323,443		237	27	15,676	208	65,991	12	1,730	246	17,402	277	908
4 cows	285	1,320	1,140	6,650	392,709	2,713,121	265	28	16,625	236	94,183	16	2,194	249	18,339	277	1,201
5 to 9 cows	587		3,697		1,463,559		559	67	106,086	495	349,824	28	8,195	490	44,312	582	3,778
10 to 14 cows	122	145	1,385	1,768	642,991	812,293	122	45	231,969	80	101,707	6	3,970	95	12,829	121	1,438
15 to 19 cows	20		334		195,325		20	16	144,099	4	9,410	1	1,900	8	2,822	20	365
20 to 29 cows	20	10	442	227	270,756	128,810	20	16	205,451	8	15,902	1	800	8	1,543	20	445
30 to 49 cows	4	2	121	60	81,683	20,855	4	3	57,833	—	—	1	6,200	2	6,550	4	143
50 to 74 cows	—	1	—	67	—	45,000	—	—	—	—	—	—	—	—	—	—	—
Carroll																	
Total	2,326	2,514	7,509	8,859	2,902,665	3,283,977	1,477	109	189,219	1,323	464,301	110	10,249	1,981	171,314	2,280	8,438
None	xxx	xxx	xxx	xxx	xxx	xxx	xxx	xxx	xxx	xxx	xxx	xxx	xxx	xxx	xxx	38	98
1 cow	615	1,209	615	1,861	276,730	737,962	182	16	2,913	142	13,406	31	1,472	488	32,997	567	958
2 cows	602		1,204		468,112		335	16	5,332	300	46,896	32	2,614	514	42,371	585	1,403
3 cows	352		1,056		391,601		269	12	9,245	242	54,053	24	2,403	309	28,949	346	1,159
4 cows	276	1,202	1,104	5,636	364,499	1,973,600	259	18	11,674	220	63,343	15	1,417	245	20,976	270	1,167
5 to 9 cows	399		2,442		912,820		370	34	61,630	344	188,318	8	2,290	352	37,153	398	2,537
10 to 14 cows	61	96	671	1,179	269,590	469,165	61	6	21,700	58	63,420	1	50	59	6,973	61	676
15 to 19 cows	10		157		67,013		10	2	15,225	8	15,875	1	3	7	857	10	164
20 cows and over	11	7	260	185	152,300	103,250	11	5	61,500	9	18,990	—	—	7	1,038	10	276
Carter																	
Total	477	471	1,156	1,471	385,715	459,095	143	17	23,415	91	31,417	49	4,662	396	45,823	438	1,321
None	xxx	xxx	xxx	xxx	xxx	xxx	xxx	xxx	xxx	xxx	xxx	xxx	xxx	xxx	xxx	21	48
1 cow	185	251	185	373	68,896	126,797	23	3	350	6	576	16	961	144	12,802	143	202
2 cows	139		278		87,914		52	5	845	16	2,254	17	1,426	122	13,658	129	313
3 cows	64		192		59,326		25	3	870	21	5,076	3	156	54	7,269	61	225
4 cows	29	207	116	945	35,694	284,439	17	2	1,200	11	3,956	6	480	28	3,467	26	120
5 to 9 cows	56		332		109,785		42	2	3,200	35	18,427	7	1,639	48	8,423	54	357
10 cows and over	4	15	53	155	24,100	47,859	4	2	16,950	2	1,148	—	—	2	204	4	58

TABLE 19.—COWS MILKED AND MILK PRODUCED, 1939 AND 1929; DAIRY PRODUCTS SOLD AND BUTTER CHURNED, 1939; AND COWS KEPT FOR MILK APR. 1, 1940; BY NUMBER OF COWS MILKED, BY COUNTIES—Continued

(For explanation and definitions, see text)

STATE OR COUNTY AND NUMBER OF COWS MILKED	COWS MILKED				MILK PRODUCED (GALLONS)		DAIRY PRODUCTS SOLD, 1939						BUTTER CHURNED ON FARMS, 1939		COWS KEPT MAINLY FOR MILK PRODUCTION, APR. 1, 1940	
	Farms reporting		Number					Whole milk sold		Cream sold		Butter sold				
	1939	1929	1939	1929	1939	1929	Farms reporting	Farms reporting	Gallons	Farms reporting	Pounds of butterfat	Farms reporting	Pounds	Farms reporting	Pounds	Farms reporting	Number
MISSOURI—Contd.																	
Cass																	
Total	2,484	2,743	12,869	14,436	5,796,306	6,570,350	1,679	504	2,737,161	1,159	523,529	117	19,943	1,777	167,523	2,470	14,870
None	xxx	xxx	xxx	xxx	xxx	xxx	xxx	xxx	xxx	xxx	xxx	xxx	xxx	xxx	xxx	92	300
1 cow	471	928	471	1,417	231,195	643,144	98	11	2,462	63	7,004	27	1,770	341	24,624	426	752
2 cows	480		960		378,589		220	22	8,583	185	30,487	25	4,227	369	54,527	459	1,182
3 cows	284		852		320,891		200	20	20,690	175	44,212	18	2,448	243	22,946	275	1,010
4 cows	259	1,454	1,036	7,609	346,354	3,429,852	210	16	19,840	189	56,868	11	1,683	197	18,138	251	1,228
5 to 9 cows	642		4,151		1,682,256		603	163	436,484	451	269,170	21	5,375	454	46,365	626	4,419
10 to 14 cows	201	304	2,278	3,850	1,108,749	1,717,303	201	139	752,175	73	73,548	11	4,183	102	13,285	196	2,439
15 to 19 cows	72		1,170		630,223		72	62	543,899	12	16,220	2	200	33	3,038	70	1,261
20 to 29 cows	51	39	1,139	891	643,294	473,171	51	48	558,625	6	14,047	1	50	23	2,413	51	1,325
30 cows and over	24	18	832	669	454,775	306,900	24	23	394,403	5	11,973	1	7	15	2,187	24	954
Cedar																	
Total	1,782	1,914	5,870	7,276	2,146,594	2,666,194	1,059	50	142,014	1,020	358,659	15	1,675	1,520	105,387	1,773	7,077
None	xxx	xxx	xxx	xxx	xxx	xxx	xxx	xxx	xxx	xxx	xxx	xxx	xxx	xxx	xxx	65	208
1 cow	458	737	458	1,132	177,499	454,272	48	3	534	45	3,714	1	104	376	21,067	420	729
2 cows	412		824		327,097		208	3	1,460	205	34,173	3	105	371	25,455	398	1,051
3 cows	269		807		294,304		209	7	4,086	202	47,798	5	725	251	16,710	260	990
4 cows	223	1,099	892	5,153	318,710	1,845,196	200	3	8,090	193	61,465	1	104	189	14,084	221	1,048
5 to 9 cows	365		2,179		735,873		340	13	14,764	330	168,907	4	585	313	24,141	359	2,282
10 to 14 cows	42	75	468	925	172,906	332,426	41	8	33,980	36	32,379	1	52	30	2,622	39	452
15 to 19 cows	10		162		67,430		10	5	27,500	9	10,203	-----	-------	7	1,050	10	177
20 cows and over	3	3	80	66	52,775	34,300	3	3	51,600	-----	-------	-----	-------	3	258	3	140
Chariton																	
Total	2,439	2,568	7,984	10,240	2,581,288	3,907,312	1,353	168	220,014	1,165	338,079	96	11,392	2,121	189,178	2,322	8,433
None	xxx	xxx	xxx	xxx	xxx	xxx	xxx	xxx	xxx	xxx	xxx	xxx	xxx	xxx	xxx	38	111
1 cow	558	991	558	1,515	226,079	573,778	95	11	1,775	66	4,843	19	1,244	471	31,732	493	724
2 cows	620		1,240		419,516		263	19	5,544	238	30,440	23	1,649	561	45,461	585	1,426
3 cows	426		1,278		405,986		295	25	19,535	260	50,374	22	2,395	375	35,551	406	1,357
4 cows	277	1,440	1,108	6,923	335,138	2,683,214	209	26	19,660	185	49,321	8	712	240	22,476	261	1,105
5 to 9 cows	499		3,060		926,082		433	66	98,078	375	155,895	21	5,142	425	46,861	481	2,980
10 to 14 cows	80	120	546	1,442	170,120	539,379	49	17	36,740	34	29,726	3	250	45	6,755	49	544
15 to 19 cows	6		99		53,525		6	2	15,000	5	11,390	-----	-------	3	512	6	92
20 cows and over	3	17	95	360	44,862	110,941	3	2	23,682	2	6,090	-----	-------	1	50	3	94
Christian																	
Total	2,206	2,210	11,864	11,005	4,825,048	4,634,678	1,845	1,597	3,749,316	256	153,143	15	3,155	1,047	67,198	2,192	13,455
None	xxx	xxx	xxx	xxx	xxx	xxx	xxx	xxx	xxx	xxx	xxx	xxx	xxx	xxx	xxx	61	207
1 cow	330	718	330	1,076	128,387	446,254	89	59	18,453	26	3,187	5	255	201	11,110	293	495
2 cows	261		522		186,240		179	140	80,387	39	5,850	-----	-------	147	9,727	246	662
3 cows	248		744		280,349		235	189	185,813	44	12,771	4	1,556	106	7,000	241	911
4 cows	244	1,239	976	6,354	371,204	2,538,760	232	207	280,092	25	9,681	-----	-------	99	5,977	239	1,064
5 to 9 cows	819		5,309		2,158,006		806	727	1,730,194	90	69,894	5	1,284	363	23,795	810	5,772
10 to 14 cows	228	250	2,505	3,378	1,031,040	1,549,164	228	202	859,024	28	42,110	1	60	102	6,503	227	2,711
15 to 19 cows	56		903		377,822		56	55	352,313	2	3,600	-----	-------	23	2,607	55	962
20 cows and over	20	5	575	197	292,000	100,500	20	18	263,040	2	6,050	-----	-------	6	479	20	671
Clark																	
Total	1,445	1,502	5,930	5,888	2,312,898	2,131,987	960	130	197,194	848	447,480	17	5,620	1,053	87,798	1,409	6,480
None	xxx	xxx	xxx	xxx	xxx	xxx	xxx	xxx	xxx	xxx	xxx	xxx	xxx	xxx	xxx	61	224
1 cow	287	581	287	913	124,034	369,471	50	5	1,263	41	3,726	4	228	207	13,660	241	353
2 cows	287		574		201,842		143	12	5,414	133	18,571	6	550	232	17,315	266	625
3 cows	189		567		195,602		137	18	11,843	124	26,942	2	208	142	11,803	184	628
4 cows	194	851	776	4,038	266,444	1,414,557	173	28	26,730	148	49,006	2	129	155	12,922	184	802
5 to 9 cows	385		2,457		909,328		356	59	120,728	309	191,905	2	82	260	21,767	372	2,573
10 to 14 cows	84	66	917	821	435,020	307,959	82	8	31,216	75	111,586	-----	-------	45	4,290	82	940
15 to 19 cows	14		230		124,893		14	-----	----------	13	32,746	1	4,423	8	5,487	14	220
20 cows and over	5	4	122	116	55,735	40,000	5	-----	----------	5	12,998	-----	-------	4	554	5	115
Clay																	
Total	1,637	1,527	5,575	5,647	2,751,746	2,829,218	895	327	953,621	551	205,575	130	16,420	1,194	118,271	1,585	6,216
None	xxx	xxx	xxx	xxx	xxx	xxx	xxx	xxx	xxx	xxx	xxx	xxx	xxx	xxx	xxx	25	60
1 cow	503	870	503	1,290	262,475	587,083	146	65	20,508	65	8,030	28	2,071	364	26,480	463	680
2 cows	459		918		409,410		220	61	39,085	144	25,964	39	2,761	365	34,806	439	1,048
3 cows	243		729		298,179		154	44	36,310	106	29,475	21	1,793	176	18,065	236	798
4 cows	145	566	580	2,520	255,408	1,089,702	116	29	33,525	90	33,316	16	2,060	115	12,961	142	636
5 to 9 cows	203		1,266		615,685		175	66	152,944	115	70,806	19	5,655	136	19,009	197	1,317
10 to 14 cows	48	62	541	786	251,600	419,295	48	33	141,802	19	19,359	2	100	20	2,667	47	552
15 to 19 cows	15		248		150,839		15	10	96,963	8	9,070	3	1,576	10	2,996	15	276
20 to 29 cows	14	13	313	288	212,504	220,980	14	12	163,186	4	9,555	1	104	5	535	14	346
30 to 49 cows	2	10	70	376	44,400	210,158	2	2	30,600	-----	----------	1	300	2	652	2	70
50 to 74 cows	2	1	112	50	57,250	50,000	2	2	53,000	-----	----------	-----	-------	-----	----------	2	115
75 cows and over	3	3	295	337	194,000	252,000	3	3	185,500	-----	----------	-----	-------	1	100	3	318
Clinton																	
Total	1,326	1,354	4,503	5,050	1,969,024	2,056,125	890	161	323,953	729	241,417	74	17,386	1,021	104,120	1,315	5,041
None	xxx	xxx	xxx	xxx	xxx	xxx	xxx	xxx	xxx	xxx	xxx	xxx	xxx	xxx	xxx	42	144
1 cow	297	655	297	1,016	139,190	448,870	100	14	2,857	78	6,384	18	1,930	223	15,680	264	385
2 cows	378		756		326,044		241	29	10,930	213	36,540	20	2,679	305	29,422	367	870
3 cows	207		621		248,708		149	23	11,842	126	31,077	9	1,388	167	15,538	204	730
4 cows	144	628	576	2,866	264,397	1,031,990	119	13	9,861	108	36,040	7	1,538	106	11,989	141	595
5 to 9 cows	247		1,502		628,592		228	61	107,475	172	93,916	16	5,459	185	22,279	245	1,589
10 to 14 cows	37	51	405	641	170,060	239,228	37	10	38,170	27	29,040	4	4,392	26	8,043	36	438
15 to 19 cows	8		95		49,990		6	2	20,250	4	4,670	-----	-------	4	402	6	95
20 to 29 cows	7	13	154	309	83,933	215,762	7	7	68,168	2	2,250	-----	-------	4	507	7	153
30 to 49 cows	3	7	97	218	58,110	120,275	3	2	54,600	1	1,500	-----	-------	1	280	3	42

TABLE 19.—COWS MILKED AND MILK PRODUCED, 1939 AND 1929; DAIRY PRODUCTS SOLD AND BUTTER CHURNED, 1939; AND COWS KEPT FOR MILK APR. 1, 1940; BY NUMBER OF COWS MILKED, BY COUNTIES—Continued

(For explanation and definitions, see text)

STATE OR COUNTY AND NUMBER OF COWS MILKED	COWS MILKED				MILK PRODUCED (GALLONS)		DAIRY PRODUCTS SOLD, 1939						BUTTER CHURNED ON FARMS, 1939		COWS KEPT MAINLY FOR MILK PRODUCTION, APR. 1, 1940	
	Farms reporting		Number					Whole milk sold		Cream sold		Butter sold				
	1939	1929	1939	1929	1939	1929	Farms reporting	Farms reporting	Gallons	Farms reporting	Pounds of butterfat	Farms reporting	Pounds	Farms reporting	Pounds	Farms reporting	Number
MISSOURI—Contd.																	
Cole																	
Total	1,436	1,327	6,803	7,314	2,791,507	2,847,415	1,067	202	810,771	869	354,457	98	29,950	1,203	130,681	1,351	7,370
None	xxx	xxx	xxx	xxx	xxx	xxx	xxx	xxx	xxx	xxx	xxx	xxx	xxx	xxx	xxx	19	49
1 cow	272	346	272	533	114,150	204,354	80	10	1,700	63	5,843	14	764	219	15,935	234	358
2 cows	270		540		198,967		171	21	7,346	145	20,389	21	1,849	237	21,011	250	626
3 cows	159		477		168,150		128	9	5,005	116	26,386	9	914	135	12,376	151	575
4 cows	177	801	708	4,343	247,123	1,461,383	156	12	9,528	146	43,664	8	2,820	158	14,826	163	777
5 to 9 cows	411		2,648		933,852		385	69	146,358	316	157,392	32	13,381	352	46,899	391	2,821
10 to 14 cows	92	184	1,052	1,968	474,123	816,526	92	40	198,147	62	59,385	6	3,870	69	9,848	89	1,033
15 to 19 cows	32		525		284,282		32	20	147,502	15	22,426	5	6,052	21	8,206	31	531
20 to 29 cows	17	11	391	235	259,125	163,503	17	17	229,970	4	5,535	1	300	8	1,140	17	406
30 to 49 cows	8	4	190	154	111,755	107,900	6	4	85,215	2	13,437	-----	-------	4	420	6	194
50 to 74 cows	-------	-------	------	------	----------	----------	------	------	----------	------	----------	------	-------	------	-------	------	-------
75 to 99 cows	-------	1	------	81	----------	93,749	------	------	----------	------	----------	------	-------	------	-------	------	-------
Cooper																	
Total	1,760	1,932	5,097	6,507	1,787,514	2,283,438	831	94	336,276	688	172,290	121	18,391	1,439	127,325	1,715	5,339
None	xxx	xxx	xxx	xxx	xxx	xxx	xxx	xxx	xxx	xxx	xxx	xxx	xxx	xxx	xxx	42	120
1 cow	550	986	550	1,511	216,770	587,252	131	9	1,926	106	9,486	19	987	408	24,820	512	702
2 cows	532		1,064		340,642		219	14	2,707	178	24,532	42	2,043	465	37,433	511	1,165
3 cows	255		765		221,314		163	10	4,388	148	28,342	15	1,552	223	18,716	245	774
4 cows	160	862	640	3,845	183,982	1,232,673	103	13	10,877	88	18,862	13	1,356	134	12,604	154	647
5 to 9 cows	216		1,307		399,275		169	18	39,390	143	58,504	22	5,543	175	23,244	206	1,194
10 to 14 cows	30	72	332	852	130,802	317,310	29	14	53,418	15	14,910	5	4,370	24	7,059	28	320
15 to 19 cows	6		97		53,450		6	5	29,120	3	5,770	2	240	4	652	6	84
20 to 29 cows	7	10	155	233	99,862	105,403	7	7	68,740	4	6,796	2	1,920	4	2,097	7	150
30 cows and over	4	2	187	66	141,417	40,800	4	4	125,710	3	5,088	1	380	2	700	4	183
Crawford																	
Total	1,441	1,479	4,511	5,545	1,663,831	1,931,681	456	78	375,523	319	126,661	72	10,336	1,211	115,437	1,292	4,249
None	xxx	xxx	xxx	xxx	xxx	xxx	xxx	xxx	xxx	xxx	xxx	xxx	xxx	xxx	xxx	45	96
1 cow	472	717	472	1,094	184,928	405,515	35	5	805	19	1,537	12	984	363	22,425	417	508
2 cows	401		802		263,548		84	12	3,864	57	8,858	21	2,042	348	30,663	341	752
3 cows	224		672		204,857		75	10	5,047	57	12,064	16	1,236	206	22,411	194	615
4 cows	127	666	508	3,174	149,371	1,033,642	64	8	8,008	52	12,450	6	1,150	117	14,371	110	472
5 to 9 cows	155		942		288,143		116	12	20,164	101	41,956	13	3,348	133	18,907	126	727
10 to 14 cows	32	86	353	1,021	136,866	372,921	32	9	51,486	24	18,031	2	250	28	3,028	30	341
15 to 19 cows	13		218		94,709		13	7	58,570	7	6,465	2	1,326	5	1,786	12	189
20 to 29 cows	10	7	228	160	144,406	79,715	10	9	131,536	1	1,300	-----	-------	7	1,054	10	240
30 cows and over	7	3	316	96	197,003	39,890	7	6	96,043	1	24,000	-----	-------	4	792	7	309
Dade																	
Total	1,853	1,998	8,480	9,022	3,018,642	3,648,448	1,383	815	1,580,879	571	227,724	43	6,356	1,073	77,697	1,809	9,793
None	xxx	xxx	xxx	xxx	xxx	xxx	xxx	xxx	xxx	xxx	xxx	xxx	xxx	xxx	xxx	45	144
1 cow	279	711	279	1,086	104,587	420,280	31	4	1,100	23	3,129	5	150	176	10,284	252	416
2 cows	298		596		207,955		178	72	40,886	102	17,542	7	480	184	11,874	283	859
3 cows	232		696		231,792		188	89	77,876	98	21,423	8	1,288	144	10,817	223	768
4 cows	226	1,105	904	5,474	315,125	2,107,790	205	118	146,459	88	26,096	7	763	137	10,409	221	1,094
5 to 9 cows	644		4,124		1,475,193		627	412	844,652	225	120,649	15	3,625	355	28,268	637	4,496
10 to 14 cows	125	163	1,369	2,000	481,061	955,683	125	101	346,492	25	22,523	1	50	62	4,846	119	1,470
15 to 19 cows	20		317		117,699		20	15	84,614	5	4,738	-----	-------	11	841	20	319
20 to 29 cows	9	16	195	359	85,250	140,695	9	4	38,800	5	11,624	-----	-------	4	358	9	227
30 to 49 cows	-------	3	------	103	----------	44,000	------	------	----------	------	----------	------	-------	------	-------	------	-------
Dallas																	
Total	1,700	1,813	7,980	8,830	2,970,236	3,330,390	1,311	531	872,717	795	399,853	26	2,054	1,218	95,918	1,724	8,974
None	xxx	xxx	xxx	xxx	xxx	xxx	xxx	xxx	xxx	xxx	xxx	xxx	xxx	xxx	xxx	68	222
1 cow	272	563	272	851	105,993	326,238	45	11	3,095	32	3,087	4	235	187	12,037	256	393
2 cows	265		530		180,490		163	60	25,897	103	18,517	1	40	194	13,460	257	681
3 cows	211		633		228,097		178	58	44,311	120	30,745	3	325	152	11,549	205	765
4 cows	178	1,070	712	5,640	266,271	2,138,511	163	70	72,209	96	37,209	4	498	127	9,900	175	802
5 to 9 cows	627		4,011		1,514,917		615	253	453,156	372	220,135	12	837	455	39,152	616	4,222
10 to 14 cows	116	164	1,290	1,998	471,048	716,841	116	61	185,839	58	68,583	2	101	81	7,224	116	1,301
15 to 19 cows	24		386		147,300		24	15	69,710	10	13,383	-----	-------	17	2,013	24	428
20 to 29 cows	7	16	146	341	56,120	148,800	7	3	18,500	4	8,174	-----	-------	5	583	7	160
Daviess																	
Total	2,152	2,290	8,643	9,809	3,308,221	3,580,918	1,681	92	131,142	1,616	686,713	30	5,453	1,849	142,772	2,118	9,554
None	xxx	xxx	xxx	xxx	xxx	xxx	xxx	xxx	xxx	xxx	xxx	xxx	xxx	xxx	xxx	50	134
1 cow	386	827	386	1,284	171,354	535,282	125	9	1,054	116	13,184	6	360	286	16,008	356	648
2 cows	402		804		315,437		282	10	2,853	270	49,892	8	544	341	22,782	388	976
3 cows	314		942		348,594		270	9	5,072	262	72,686	3	145	275	21,628	303	1,065
4 cows	301	1,303	1,204	6,408	455,341	2,301,120	276	11	10,965	268	95,034	3	82	267	19,504	289	1,256
5 to 9 cows	654		4,103		1,524,402		633	37	35,121	616	343,830	9	722	595	50,214	641	4,292
10 to 14 cows	78	148	874	1,804	324,020	631,639	78	13	36,242	69	64,779	-----	-------	70	7,264	74	846
15 to 19 cows	11		172		70,275		11	------	----------	11	17,658	-----	-------	9	1,030	11	187
20 cows and over	6	12	158	313	98,798	112,877	6	3	39,875	4	9,670	1	3,600	6	4,342	6	150

TABLE 19.—COWS MILKED AND MILK PRODUCED, 1939 AND 1929; DAIRY PRODUCTS SOLD AND BUTTER CHURNED, 1939; AND COWS KEPT FOR MILK APR. 1, 1940; BY NUMBER OF COWS MILKED, BY COUNTIES—Continued

(For explanation and definitions, see text)

STATE OR COUNTY AND NUMBER OF COWS MILKED	COWS MILKED				MILK PRODUCED (GALLONS)		DAIRY PRODUCTS SOLD, 1939						BUTTER CHURNED ON FARMS, 1939		COWS KEPT MAINLY FOR MILK PRODUCTION, APR. 1, 1940	
	Farms reporting		Number					Whole milk sold		Cream sold		Butter sold				
	1939	1929	1939	1929	1939	1929	Farms reporting	Farms reporting	Gallons	Farms reporting	Pounds of butterfat	Farms reporting	Pounds	Farms reporting	Pounds	Farms reporting	Number
MISSOURI—Contd.																	
De Kalb																	
Total	1,642	1,708	7,366	6,656	3,606,876	2,670,649	1,348	103	198,458	1,271	641,737	27	5,022	1,348	124,663	1,612	8,053
None	xxx	xxx	xxx	xxx	xxx	xxx	xxx	xxx	xxx	xxx	xxx	xxx	xxx	xxx	xxx	27	109
1 cow	252	692	252	1,091	127,577	476,694	77	4	1,370	70	7,607	4	185	182	12,253	236	428
2 cows	305		610		285,660		241	17	5,516	231	42,955	5	324	250	21,866	295	815
3 cows	234		702		303,578		209	9	9,043	201	55,862	5	398	201	16,456	228	784
4 cows	249	917	996	4,314	484,637	1,661,145	238	14	16,344	227	84,767	4	660	212	20,530	244	1,064
5 to 9 cows	488		3,081		1,464,454		470	41	73,807	443	275,321	5	1,442	416	43,195	473	3,211
10 to 14 cows	75	94	852	1,118	411,540	461,010	74	10	38,900	65	72,499	2	1,468	59	7,185	71	813
15 to 19 cows	22		356		188,750		22	7	40,978	18	27,379	2	545	15	1,968	21	345
20 to 29 cows	12	4	263	101	157,060	56,800	12	1	12,500	11	24,947	———	———	10	890	12	238
30 to 49 cows	2	1	73	32	37,400	15,000	2	———	———	2	5,400	———	———	2	220	2	73
50 cows and over	3	———	181	———	146,220	———	3	———	———	3	47,000	———	———	1	100	3	173
Dent																	
Total	1,541	1,481	4,808	6,053	1,735,570	2,194,570	693	147	315,704	533	180,110	56	4,188	1,149	110,308	1,453	4,923
None	xxx	xxx	xxx	xxx	xxx	xxx	xxx	xxx	xxx	xxx	xxx	xxx	xxx	xxx	xxx	27	60
1 cow	429	579	429	893	187,604	343,457	50	10	2,671	30	2,914	14	1,019	322	25,323	398	602
2 cows	443		886		318,688		139	22	13,671	112	15,539	22	1,530	349	34,267	406	992
3 cows	213		639		209,010		111	18	18,963	91	17,492	5	402	161	16,617	202	640
4 cows	148	808	592	3,997	177,574	1,402,255	109	20	23,204	92	23,820	3	253	109	10,434	136	562
5 to 9 cows	257		1,591		550,804		233	58	134,225	175	82,198	11	972	175	19,791	239	1,426
10 to 14 cows	37	91	410	1,084	171,200	415,858	37	12	59,270	25	24,687	———	———	22	2,530	32	356
15 to 19 cows	10		156		55,540		10	3	16,800	7	10,260	———	———	8	1,034	9	159
20 cows and over	4	3	105	79	65,150	33,000	4	4	46,900	1	3,200	1	12	3	312	4	126
Douglas																	
Total	2,579	2,353	14,120	10,858	5,226,880	4,257,523	2,126	1,624	3,329,025	548	239,776	58	6,521	1,888	144,611	2,584	15,485
None	xxx	xxx	xxx	xxx	xxx	xxx	xxx	xxx	xxx	xxx	xxx	xxx	xxx	xxx	xxx	64	239
1 cow	287	803	287	1,256	119,892	519,892	50	25	6,733	23	1,834	5	295	216	13,946	266	437
2 cows	322		644		237,310		199	125	63,837	71	10,141	14	964	246	16,997	302	730
3 cows	317		951		348,481		264	181	152,489	84	21,914	4	181	221	16,203	313	1,071
4 cows	307	1,337	1,228	6,758	428,766	2,583,286	288	206	234,479	92	26,448	7	849	237	17,612	300	1,381
5 to 9 cows	1,003		6,518		2,406,389		984	800	1,627,948	213	105,012	20	3,073	717	55,689	997	6,926
10 to 14 cows	255	191	2,858	2,306	1,045,431	917,985	253	209	742,143	51	48,585	8	1,159	191	17,514	254	2,939
15 to 19 cows	64		1,054		400,621		64	59	328,399	7	11,477	———	———	45	4,391	64	1,160
20 cows and over	24	22	580	538	239,990	236,360	24	19	172,997	7	14,365	———	———	15	2,059	24	602
Dunklin																	
Total	2,735	2,369	4,774	3,819	2,131,606	1,902,237	902	158	157,414	466	136,091	420	44,502	2,384	317,953	2,733	5,346
None	xxx	xxx	xxx	xxx	xxx	xxx	xxx	xxx	xxx	xxx	xxx	xxx	xxx	xxx	xxx	127	177
1 cow	1,663	2,086	1,663	2,529	833,329	1,385,281	292	46	5,684	82	7,794	206	13,294	1,475	158,304	1,570	1,951
2 cows	636		1,272		533,667		279	36	9,428	152	28,958	128	10,792	551	85,280	612	1,367
3 cows	212		636		261,015		141	23	13,503	101	39,549	45	6,173	182	32,891	206	678
4 cows	111	267	444	1,071	167,459	413,465	89	17	14,920	66	26,534	16	2,545	86	16,339	109	432
5 to 9 cows	102		603		255,031		90	28	54,729	61	30,606	22	10,773	83	23,459	99	579
10 to 14 cows	8	14	88	170	41,205	85,111	8	5	19,750	4	2,650	3	925	7	1,680	7	81
15 to 19 cows	———		———		———		———	———	———	———	———	———	———	———	———	———	———
20 to 29 cows	3	2	68	49	39,900	18,380	3	3	39,400	———	———	———	———	———	———	3	81
Franklin																	
Total	2,914	2,967	12,864	12,916	5,692,243	5,587,518	1,950	513	2,386,762	1,396	547,112	195	39,183	2,248	209,084	2,867	14,204
None	xxx	xxx	xxx	xxx	xxx	xxx	xxx	xxx	xxx	xxx	xxx	xxx	xxx	xxx	xxx	50	134
1 cow	639	977	639	1,488	268,775	651,142	127	18	2,984	87	8,320	29	2,114	499	36,890	590	846
2 cows	608		1,216		457,386		325	51	23,559	246	39,411	56	6,191	500	42,647	580	1,436
3 cows	364		1,092		404,969		279	37	30,363	240	57,581	26	2,787	301	25,544	356	1,243
4 cows	312	1,799	1,248	8,850	435,714	3,693,906	260	27	31,226	230	70,974	16	3,044	278	24,924	310	1,387
5 to 9 cows	749		4,771		1,896,299		717	198	501,624	526	293,603	53	16,860	567	61,183	739	4,930
10 to 14 cows	160	175	1,807	2,090	862,250	930,020	160	104	573,579	57	61,624	11	6,192	81	13,289	160	1,898
15 to 19 cows	50		818		460,781		50	46	394,087	6	8,116	2	1,775	14	3,189	50	967
20 to 29 cows	21	10	472	229	319,225	110,305	21	21	273,442	3	6,983	1	220	6	868	21	547
30 to 49 cows	7	4	268	149	159,200	80,245	7	7	147,900	1	500	———	———	2	550	7	283
50 cows and over	4	2	533	110	427,664	101,900	4	4	407,998	———	———	———	———	———	———	4	533
Gasconade																	
Total	1,393	1,395	5,295	5,644	1,542,808	1,888,986	843	70	160,866	750	215,402	108	19,727	1,205	116,366	1,306	5,661
None	xxx	xxx	xxx	xxx	xxx	xxx	xxx	xxx	xxx	xxx	xxx	xxx	xxx	xxx	xxx	17	51
1 cow	263	446	263	729	105,478	269,651	53	8	1,080	36	3,684	13	784	211	13,415	226	328
2 cows	288		576		187,237		135	6	1,107	120	17,269	16	1,851	246	19,182	270	693
3 cows	214		642		171,662		135	5	960	127	18,973	17	1,881	190	16,825	201	730
4 cows	184	899	736	4,332	200,119	1,398,457	127	6	1,570	121	29,558	12	2,263	166	15,611	175	798
5 to 9 cows	380		2,359		621,495		329	28	54,586	301	104,210	38	8,545	343	41,332	353	2,358
10 to 14 cows	59	50	628	583	213,417	220,878	59	15	75,583	42	37,308	10	4,603	45	9,551	59	820
15 cows and over	5		91		43,400		5	2	26,000	3	4,400	———	———	4	470	5	82
Gentry																	
Total	1,859	1,983	8,237	8,724	3,290,763	3,386,611	1,534	151	168,352	1,430	576,970	35	3,746	1,563	138,050	1,824	8,881
None	xxx	xxx	xxx	xxx	xxx	xxx	xxx	xxx	xxx	xxx	xxx	xxx	xxx	xxx	xxx	38	84
1 cow	222	649	222	1,012	108,162	456,918	89	12	1,939	74	6,254	5	514	188	11,108	195	271
2 cows	325		650		277,729		220	14	6,775	207	33,275	10	802	270	21,096	312	603
3 cows	279		837		336,805		232	17	10,007	219	52,098	6	617	236	20,744	270	1,090
4 cows	258	1,170	1,032	5,884	404,194	2,129,148	239	21	17,523	220	69,416	4	438	215	18,277	254	1,161
5 to 9 cows	677		4,255		1,675,708		656	50	70,585	621	318,917	8	874	592	57,634	661	4,270
10 to 14 cows	83	137	928	1,653	376,165	709,445	83	16	55,523	75	73,099	2	501	71	7,981	80	903
15 to 19 cows	9		148		59,250		9	———	———	9	10,367	———	———	8	970	8	113
20 cows and over	6	7	165	175	52,750	91,100	6	1	6,000	5	13,544	———	———	3	230	6	186

TABLE 19.—COWS MILKED AND MILK PRODUCED, 1939 AND 1929; DAIRY PRODUCTS SOLD AND BUTTER CHURNED, 1939; AND COWS KEPT FOR MILK APR. 1, 1940; BY NUMBER OF COWS MILKED, BY COUNTIES—Continued

(For explanation and definitions, see text)

STATE OR COUNTY AND NUMBER OF COWS MILKED	COWS MILKED				MILK PRODUCED (GALLONS)		DAIRY PRODUCTS SOLD, 1939							BUTTER CHURNED ON FARMS, 1939		COWS KEPT MAINLY FOR MILK PRODUCTION, APR. 1, 1940	
	Farms reporting		Number					Whole milk sold		Cream sold		Butter sold					
	1939	1929	1939	1929	1939	1929	Farms reporting	Farms reporting	Gallons	Farms reporting	Pounds of butterfat	Farms reporting	Pounds	Farms reporting	Pounds	Farms reporting	Number
MISSOURI—Contd.																	
Greene																	
Total	3,679	3,875	22,316	23,597	10,376,078	11,366,459	2,771	2,195	7,480,024	598	393,012	84	46,799	1,462	169,972	3,670	25,019
None	xxx	xxx	xxx	xxx	xxx	xxx	xxx	xxx	xxx	xxx	xxx	xxx	xxx	xxx	xxx	107	346
1 cow	772	1,319	772	1,892	352,246	883,009	140	72	17,001	57	5,597	22	1,661	477	42,141	703	1,028
2 cows	509		1,018		409,069		309	189	106,448	113	21,834	19	2,269	256	24,454	495	1,194
3 cows	338		1,014		422,373		302	221	210,993	88	29,700	6	782	123	11,292	332	1,116
4 cows	301	1,823	1,204	9,845	500,214	4,482,495	285	230	298,494	61	28,499	4	446	111	9,275	296	1,314
5 to 9 cows	1,090		7,234		3,083,449		1,070	883	2,135,432	202	157,951	18	9,210	325	35,571	1,074	7,944
10 to 14 cows	385	566	4,331	7,240	1,941,370	3,441,965	381	340	1,515,080	48	63,148	8	9,076	103	18,203	379	4,894
15 to 19 cows	125		2,050		1,000,570		125	114	809,997	12	28,914	5	14,280	33	16,770	125	2,244
20 to 29 cows	94	118	2,160	2,692	1,161,033	1,432,334	94	86	1,007,573	11	34,059	1	75	25	2,415	94	2,347
30 to 49 cows	54	42	1,855	1,445	1,121,141	798,161	54	49	992,642	6	23,310	1	9,000	8	9,751	54	2,041
50 to 74 cows	8	3	451	153	265,263	118,383	8	8	249,200	—	—	—	—	1	100	8	507
75 to 99 cows	3	3	227	230	139,350	155,362	3	3	137,184	—	—	—	—	—	—	3	244
100 to 199 cows	—	1	—	100	—	54,750	—	—	—	—	—	—	—	—	—	—	—
Grundy																	
Total	1,610	1,607	6,685	7,492	2,616,065	2,582,907	1,226	149	283,840	1,093	520,798	17	3,874	1,320	97,750	1,573	7,453
None	xxx	xxx	xxx	xxx	xxx	xxx	xxx	xxx	xxx	xxx	xxx	xxx	xxx	xxx	xxx	53	183
1 cow	275	497	275	786	115,058	299,583	58	6	1,956	50	6,696	2	130	217	13,214	235	362
2 cows	308		616		238,291		212	24	10,432	187	36,198	5	501	252	17,243	288	720
3 cows	228		684		279,606		197	15	11,179	184	58,679	—	—	193	13,416	217	796
4 cows	219	977	876	4,877	347,858	1,639,942	198	24	23,900	179	71,397	—	—	186	13,049	212	972
5 to 9 cows	493		3,086		1,177,669		474	60	94,581	424	267,696	9	1,293	403	32,075	483	3,260
10 to 14 cows	70	119	781	1,470	300,828	494,646	70	10	35,452	61	67,982	1	1,950	57	7,707	68	794
15 to 19 cows	7		115		44,965		7	2	14,000	5	8,250	—	—	7	692	7	90
20 cows and over	10	14	252	359	111,790	148,736	10	8	92,340	3	3,900	—	—	5	354	10	276
Harrison																	
Total	2,642	2,823	13,231	14,051	5,790,770	5,149,981	2,163	89	119,232	2,114	1,314,495	31	5,471	2,261	183,133	2,512	13,751
None	xxx	xxx	xxx	xxx	xxx	xxx	xxx	xxx	xxx	xxx	xxx	xxx	xxx	xxx	xxx	45	178
1 cow	372	867	372	1,342	189,618	541,039	131	17	2,939	114	10,930	8	479	290	18,128	309	542
2 cows	375		750		306,197		243	11	3,639	235	41,280	8	757	333	22,963	349	930
3 cows	300		900		380,361		255	11	4,515	252	66,491	1	8	268	20,283	282	942
4 cows	323	1,823	1,292	8,461	533,629	3,071,235	297	9	3,768	294	112,458	2	126	271	21,588	311	1,417
5 to 9 cows	995		6,399		2,802,124		962	23	33,058	949	575,562	9	723	875	75,065	952	6,414
10 to 14 cows	223	310	2,509	3,732	1,112,435	1,350,413	221	9	14,779	219	295,569	2	378	184	17,723	211	2,389
15 to 19 cows	38		610		261,465		38	5	24,433	36	58,882	1	3,000	29	6,288	37	564
20 to 29 cows	13	22	273	486	135,181	170,294	13	3	19,601	12	34,323	—	—	10	991	13	235
30 cows and over	3	1	126	30	69,760	17,000	3	1	12,500	3	19,000	—	—	1	104	3	140
Henry																	
Total	2,378	2,632	7,440	10,373	2,492,668	4,156,726	1,409	218	271,744	1,207	330,828	45	9,193	1,882	151,202	2,299	8,463
None	xxx	xxx	xxx	xxx	xxx	xxx	xxx	xxx	xxx	xxx	xxx	xxx	xxx	xxx	xxx	55	173
1 cow	639	1,046	639	1,642	246,039	711,491	155	32	3,716	118	9,759	10	796	471	28,272	577	944
2 cows	626		1,252		416,747		331	44	10,565	284	37,511	15	868	496	36,880	589	1,532
3 cows	397		1,191		357,894		281	41	17,220	241	44,162	6	428	331	26,563	382	1,311
4 cows	266	1,441	1,064	6,777	328,897	2,608,037	223	31	23,375	194	48,570	3	560	227	18,269	256	1,074
5 to 9 cows	386		2,392		758,138		355	47	57,365	319	142,966	8	641	312	30,112	378	2,495
10 to 14 cows	45	132	511	1,624	186,283	668,306	45	12	38,258	38	37,623	1	300	34	3,891	45	539
15 to 19 cows	12		190		77,505		12	5	41,830	8	5,762	1	2,000	7	2,945	10	138
20 to 29 cows	3	10	67	229	28,015	118,292	3	3	11,970	2	270	1	3,600	3	4,166	3	63
30 to 49 cows	4	3	134	101	91,150	50,600	4	3	67,445	3	4,205	—	—	1	104	4	194
Hickory																	
Total	1,187	1,209	4,331	4,505	1,574,598	1,780,106	879	51	42,879	850	298,164	12	877	1,078	85,625	1,152	4,581
None	xxx	xxx	xxx	xxx	xxx	xxx	xxx	xxx	xxx	xxx	xxx	xxx	xxx	xxx	xxx	37	114
1 cow	254	577	254	894	115,277	390,810	99	8	571	91	6,960	5	372	215	14,441	229	386
2 cows	266		532		207,114		172	5	1,319	170	23,867	2	55	240	17,784	245	608
3 cows	176		528		198,846		149	3	580	146	33,394	2	103	161	12,823	167	534
4 cows	142	554	568	2,623	190,147	1,015,311	126	8	4,833	121	35,937	1	52	126	10,303	137	599
5 to 9 cows	302		1,861		641,610		286	23	23,976	276	139,505	2	295	292	24,640	290	1,795
10 to 14 cows	37	78	416	988	146,589	373,985	37	3	2,600	35	41,601	—	—	35	4,251	37	357
15 cows and over	10		172		75,015		10	1	9,000	9	16,900	—	—	9	1,383	10	188
Holt																	
Total	1,422	1,456	5,553	5,383	2,362,759	2,286,178	1,024	122	182,088	908	398,766	61	5,948	1,182	114,043	1,404	5,937
None	xxx	xxx	xxx	xxx	xxx	xxx	xxx	xxx	xxx	xxx	xxx	xxx	xxx	xxx	xxx	18	49
1 cow	236	624	236	935	112,156	441,019	75	4	795	60	6,042	15	1,283	185	13,410	217	289
2 cows	300		600		250,564		172	14	6,018	152	23,522	14	738	246	20,245	295	672
3 cows	227		681		270,895		178	17	11,478	164	44,771	10	549	186	18,041	225	786
4 cows	208	759	824	3,535	328,114	1,457,783	177	21	22,961	161	58,586	7	426	176	16,995	201	850
5 to 9 cows	389		2,434		1,031,493		360	49	83,501	315	202,758	13	2,812	336	37,683	386	2,498
10 to 14 cows	56	66	627	746	285,082	300,296	55	13	32,435	49	53,577	1	50	45	6,503	54	639
15 to 19 cows	5		81		54,375		5	2	16,000	5	7,470	1	90	5	516	5	68
20 cows and over	3	7	70	167	30,080	87,080	2	2	8,900	2	2,040	—	—	3	650	3	86
Howard																	
Total	1,361	1,497	5,568	4,663	1,367,214	1,522,926	509	65	156,914	353	111,495	175	23,839	1,193	128,995	1,267	3,753
None	xxx	xxx	xxx	xxx	xxx	xxx	xxx	xxx	xxx	xxx	xxx	xxx	xxx	xxx	xxx	29	69
1 cow	487	852	487	1,299	217,198	442,837	70	8	1,655	37	3,649	31	2,857	425	34,094	433	527
2 cows	451		902		325,425		151	8	3,367	79	11,410	74	6,906	408	43,560	413	981
3 cows	152		456		151,366		82	3	1,970	63	13,562	22	2,390	139	15,600	141	506
4 cows	102	600	408	2,737	122,388	828,259	61	9	10,007	42	10,071	16	3,117	91	12,628	92	393
5 to 9 cows	137		852		291,973		114	23	42,853	92	40,088	26	4,929	111	16,901	128	783
10 to 14 cows	21	39	253	468	121,268	178,880	20	9	53,792	12	14,145	1	800	11	2,067	21	271
15 to 19 cows	6		101		59,486		6	2	9,870	6	13,075	3	520	5	1,285	5	94
20 to 29 cows	5	4	129	99	78,110	41,450	5	3	35,400	2	5,495	2	2,520	3	2,860	5	129
30 to 49 cows	—	2	—	60	—	31,500	—	—	—	—	—	—	—	—	—	—	—

TABLE 19.—COWS MILKED AND MILK PRODUCED, 1939 AND 1929; DAIRY PRODUCTS SOLD AND BUTTER CHURNED, 1939; AND COWS KEPT FOR MILK APR. 1, 1940; BY NUMBER OF COWS MILKED, BY COUNTIES—Continued

(For explanation and definitions, see text)

STATE OR COUNTY AND NUMBER OF COWS MILKED	COWS MILKED				MILK PRODUCED (GALLONS)		DAIRY PRODUCTS SOLD, 1939							BUTTER CHURNED ON FARMS, 1939		COWS KEPT MAINLY FOR MILK PRODUCTION, APR. 1, 1940	
	Farms reporting		Number					Whole milk sold		Cream sold		Butter sold					
	1939	1929	1939	1929	1939	1929	Farms reporting	Farms reporting	Gallons	Farms reporting	Pounds of butterfat	Farms reporting	Pounds	Farms reporting	Pounds	Farms reporting	Number
MISSOURI—Contd.																	
Howell																	
Total	2,771	2,601	12,586	12,742	4,967,537	5,327,186	2,008	925	2,079,324	1,111	527,993	57	15,878	1,986	195,318	2,803	14,206
None	xxx	xxx	xxx	xxx	xxx	xxx	xxx	xxx	xxx	xxx	xxx	xxx	xxx	xxx	xxx	109	404
1 cow	623	905	623	1,362	255,968	608,203	125	27	7,341	92	7,998	15	1,065	416	33,901	587	959
2 cows	473		946		361,547		283	89	49,273	190	30,679	12	1,513	352	32,468	457	1,149
3 cows	310		930		343,860		264	110	82,455	157	42,743	6	645	217	21,295	299	997
4 cows	289	1,391	1,156	7,268	450,440	2,996,984	275	120	134,846	160	60,082	1	20	215	18,869	287	1,315
5 to 9 cows	841		5,348		2,087,407		826	417	790,728	427	289,676	21	9,504	601	65,174	831	5,821
10 to 14 cows	163	275	1,811	5,306	729,252	1,356,338	163	99	387,326	68	76,011	2	3,331	120	16,490	162	1,878
15 to 19 cows	39		652		266,195		39	31	192,480	14	18,426	—	—	26	2,793	39	709
20 to 29 cows	24	23	539	514	265,105	234,694	24	23	242,000	1	1,050	—	—	15	2,022	23	527
30 cows and over	9	9	381	292	207,765	130,967	9	9	192,875	2	1,328	—	—	4	506	9	447
Iron																	
Total	919	764	2,289	2,354	703,260	756,468	192	34	39,078	112	54,879	74	7,553	724	91,309	849	2,180
None	xxx	xxx	xxx	xxx	xxx	xxx	xxx	xxx	xxx	xxx	xxx	xxx	xxx	xxx	xxx	15	21
1 cow	382	409	382	621	149,244	244,875	33	11	1,360	3	400	30	1,995	332	34,615	342	390
2 cows	254		508		149,571		26	4	580	9	1,031	16	1,095	212	27,022	229	467
3 cows	112		336		94,677		17	4	2,450	4	1,594	10	1,465	86	12,800	104	301
4 cows	62	337	248	1,496	68,843	420,561	32	2	2,650	23	8,552	8	679	56	6,046	59	221
5 to 9 cows	88		523		144,350		63	11	14,058	53	23,957	7	634	52	9,012	79	472
10 to 14 cows	16	18	187	237	56,750	91,052	16	1	2,000	15	13,045	3	1,685	4	1,814	16	189
15 cows and over	5		105		39,825		5	1	16,000	5	6,500	—	—	—	—	5	119
Jackson																	
Total	2,718	2,718	14,618	17,130	9,529,396	10,412,536	1,461	824	6,556,238	638	380,602	188	30,044	1,541	179,116	2,755	16,721
None	xxx	xxx	xxx	xxx	xxx	xxx	xxx	xxx	xxx	xxx	xxx	xxx	xxx	xxx	xxx	135	443
1 cow	940	1,216	940	1,670	525,569	844,070	166	71	18,271	57	6,073	33	3,514	600	52,070	879	1,218
2 cows	565		1,130		537,569		254	81	26,446	134	27,822	69	6,718	367	44,533	543	1,297
3 cows	266		798		351,315		180	66	52,984	114	31,716	20	3,730	171	21,525	258	871
4 cows	162	997	648	5,068	286,008	2,514,313	125	45	49,534	84	49,491	13	3,295	108	14,801	162	725
5 to 9 cows	408		2,634		1,386,932		359	218	663,974	170	128,632	26	6,586	189	28,841	404	2,911
10 to 14 cows	179	339	2,060	4,348	1,191,954	2,466,321	179	152	928,003	34	30,718	4	1,761	61	7,421	178	2,199
15 to 19 cows	83		1,367		909,153		83	79	802,657	15	24,987	—	—	22	3,444	82	1,370
20 to 29 cows	58	74	1,338	1,678	966,111	1,081,746	58	55	832,810	14	15,040	1	4,316	18	5,701	57	1,487
30 to 49 cows	30	65	1,108	2,265	949,250	1,840,055	30	30	883,707	9	11,740	1	20	3	426	30	1,155
50 to 74 cows	14	16	773	1,078	675,375	881,379	14	14	625,925	3	8,750	1	104	1	104	14	930
75 to 99 cows	7	7	555	573	537,960	462,021	7	7	519,187	3	3,733	—	—	1	150	7	615
100 cows and over	6	4	1,267	449	1,212,700	322,631	6	6	1,152,740	1	21,900	—	—	—	—	6	1,520
Jasper																	
Total	2,619	2,624	12,166	12,119	5,115,971	6,074,975	1,881	1,254	2,988,707	621	303,381	128	26,474	1,305	127,480	2,611	13,797
None	xxx	xxx	xxx	xxx	xxx	xxx	xxx	xxx	xxx	xxx	xxx	xxx	xxx	xxx	xxx	72	210
1 cow	674	994	674	1,445	265,051	718,060	106	37	5,968	55	5,249	23	1,467	378	26,999	634	846
2 cows	390		780		302,915		274	143	67,989	117	23,640	36	3,613	228	21,409	374	855
3 cows	243		729		275,214		213	135	111,299	79	21,528	10	1,384	111	10,458	233	842
4 cows	258	1,374	1,032	6,912	424,831	3,432,492	250	159	190,708	90	39,502	14	2,817	126	13,004	255	1,269
5 to 9 cows	784		5,046		1,986,749		770	548	1,129,892	241	151,794	36	8,883	362	37,715	777	5,580
10 to 14 cows	181	218	2,010	2,636	903,594	1,330,373	179	151	662,043	30	42,638	6	3,190	72	9,658	177	2,156
15 to 19 cows	47		782		393,970		47	42	326,606	6	13,940	1	20	15	1,241	47	835
20 to 29 cows	31	24	706	558	334,767	382,060	31	28	284,104	2	3,840	1	5,000	9	6,146	31	776
30 to 49 cows	8	12	266	448	130,300	231,030	8	8	117,100	1	1,250	—	—	3	600	8	268
50 to 74 cows	3	2	161	120	100,580	60,960	3	3	93,000	—	—	1	100	1	250	3	160
Jefferson																	
Total	1,744	1,732	7,954	8,215	3,929,213	4,041,672	987	508	2,562,034	225	92,245	333	71,298	979	152,732	1,773	8,577
None	xxx	xxx	xxx	xxx	xxx	xxx	xxx	xxx	xxx	xxx	xxx	xxx	xxx	xxx	xxx	75	209
1 cow	559	767	559	1,125	251,110	494,596	100	17	3,903	14	1,748	77	7,966	369	37,447	528	686
2 cows	364		728		300,290		170	34	19,662	34	7,416	113	17,584	258	38,763	360	809
3 cows	165		495		190,334		108	31	28,463	40	9,621	48	8,457	112	18,730	162	565
4 cows	122	758	488	3,891	194,575	1,839,115	100	39	45,501	39	14,730	38	11,965	78	18,569	121	523
5 to 9 cows	313		2,080		912,818		289	178	530,741	87	47,410	48	16,629	132	27,973	306	2,090
10 to 14 cows	127	181	1,487	2,005	766,545	985,825	126	117	690,860	8	9,870	6	4,507	23	6,623	127	1,575
15 to 19 cows	40		642		384,041		40	39	350,386	—	—	2	3,950	3	4,152	40	677
20 to 29 cows	40	34	924	758	575,346	412,565	40	39	547,747	2	1,330	—	—	2	135	40	897
30 cows and over	14	12	571	458	354,154	309,571	14	14	344,771	1	120	1	240	2	340	14	548
Johnson																	
Total	2,634	3,021	9,239	13,964	3,428,596	5,745,080	1,490	215	839,861	1,260	415,958	74	9,985	1,883	154,084	2,582	10,249
None	xxx	xxx	xxx	xxx	xxx	xxx	xxx	xxx	xxx	xxx	xxx	xxx	xxx	xxx	xxx	79	253
1 cow	670	1,132	670	1,704	248,428	664,589	119	11	2,474	97	8,669	16	768	476	29,722	608	890
2 cows	700		1,400		462,846		308	13	5,946	288	41,366	28	1,882	548	44,719	651	1,579
3 cows	360		1,080		360,398		251	14	9,505	238	53,167	6	1,148	272	24,043	351	1,188
4 cows	288	1,570	1,072	8,012	350,942	3,147,626	225	11	13,855	211	64,355	10	1,536	195	16,519	265	1,168
5 to 9 cows	493		3,086		1,109,923		444	68	186,829	380	187,326	14	2,629	331	31,308	485	3,173
10 to 14 cows	109	295	1,245	3,613	582,026	1,616,516	109	68	334,656	45	51,695	1	572	50	5,290	109	1,319
15 to 19 cows	21		348		160,640		21	19	132,843	4	6,380	1	1,450	7	1,899	21	355
20 to 29 cows	9	19	186	422	103,545	175,939	9	8	94,330	1	500	—	—	2	400	9	195
30 cows and over	4	5	152	213	69,848	138,390	4	3	59,423	1	2,500	—	—	2	164	4	129

TABLE 19.—COWS MILKED AND MILK PRODUCED, 1939 AND 1929; DAIRY PRODUCTS SOLD AND BUTTER CHURNED, 1939; AND COWS KEPT FOR MILK APR. 1, 1940; BY NUMBER OF COWS MILKED, BY COUNTIES—Continued

(For explanation and definitions, see text)

STATE OR COUNTY AND NUMBER OF COWS MILKED	COWS MILKED				MILK PRODUCED (GALLONS)		DAIRY PRODUCTS SOLD, 1939							BUTTER CHURNED ON FARMS, 1939		COWS KEPT MAINLY FOR MILK PRODUCTION, APR. 1, 1940	
	Farms reporting		Number					Whole milk sold		Cream sold		Butter sold					
	1939	1929	1939	1929	1939	1929	Farms reporting	Farms reporting	Gallons	Farms reporting	Pounds of butterfat	Farms reporting	Pounds	Farms reporting	Pounds	Farms reporting	Number
MISSOURI—Contd.																	
Knox																	
Total	1,443	1,575	4,292	5,359	1,442,229	1,851,030	702	42	69,480	649	182,375	45	4,237	1,231	95,888	1,297	4,401
None	xxx	xxx	xxx	xxx	xxx	xxx	xxx	xxx	xxx	xxx	xxx	xxx	xxx	xxx	xxx	51	76
1 cow	401	784	401	1,217	169,591	425,591	87	6	444	76	5,908	10	487	311	18,110	326	516
2 cows	454		868		307,646		173	8	2,500	158	19,236	13	706	378	27,508	387	875
3 cows	215		645		188,149		123	2	1,422	117	21,950	8	712	195	14,941	190	653
4 cows	143	725	572	3,288	166,393	1,043,679	102	9	7,237	93	20,260	5	452	129	10,975	133	577
5 to 9 cows	216		1,382		435,446		184	10	8,130	175	83,554	7	1,660	190	19,346	198	1,283
10 to 14 cows	28	66	514	854	109,605	581,760	27	4	15,640	25	22,743	2	220	23	2,556	27	281
15 cows and over	6		110		68,399		6	3	34,107	5	8,724	—	—	5	452	5	140
Laclede																	
Total	2,393	2,211	8,868	9,692	3,585,665	3,678,636	1,628	354	600,195	1,285	602,428	48	5,638	2,233	191,629	2,349	10,054
None	xxx	xxx	xxx	xxx	xxx	xxx	xxx	xxx	xxx	xxx	xxx	xxx	xxx	xxx	xxx	55	170
1 cow	601	832	601	1,251	237,905	492,027	108	6	1,434	99	10,245	5	246	564	36,982	558	936
2 cows	471		942		365,161		289	56	28,110	230	42,493	6	855	443	37,408	451	1,244
3 cows	295		885		340,176		249	59	39,775	195	54,841	9	762	283	24,871	284	1,018
4 cows	284	1,192	1,136	6,021	448,513	2,277,995	266	46	44,009	219	89,180	7	1,127	267	23,251	278	1,283
5 to 9 cows	634		3,923		1,578,787		608	140	226,758	477	319,223	19	2,497	586	59,436	617	4,040
10 to 14 cows	87	175	986	2,139	415,125	815,459	87	34	120,559	55	69,261	1	150	77	8,212	85	960
15 to 19 cows	14		225		114,300		14	7	68,200	7	13,785	1	1	11	1,239	14	233
20 cows and over	7	12	170	281	85,700	91,155	7	6	73,350	1	3,400	—	—	2	230	7	170
Lafayette																	
Total	2,469	2,685	9,738	12,036	4,176,294	5,365,379	1,457	129	509,006	1,295	710,970	103	13,341	1,771	176,618	2,456	10,686
None	xxx	xxx	xxx	xxx	xxx	xxx	xxx	xxx	xxx	xxx	xxx	xxx	xxx	xxx	xxx	67	163
1 cow	545	966	545	1,481	258,735	657,691	100	4	2,005	83	9,488	18	1,576	418	33,485	503	732
2 cows	584		1,168		445,651		269	16	7,412	225	36,167	34	3,102	480	47,357	567	1,367
3 cows	320		960		346,354		197	11	9,736	179	45,427	15	2,871	263	26,157	313	1,015
4 cows	279	1,470	1,116	7,278	406,754	3,107,414	219	15	16,950	200	74,161	11	1,151	204	20,812	277	1,251
5 to 9 cows	577		3,671		1,466,358		509	42	84,899	475	324,944	24	4,561	346	40,429	567	3,799
10 to 14 cows	120	230	1,349	2,755	679,725	1,304,544	119	18	93,210	107	149,864	—	—	44	5,993	119	1,395
15 to 19 cows	20		335		150,626		20	6	42,709	15	27,948	—	—	7	1,104	20	332
20 to 29 cows	20	13	456	284	300,951	154,330	20	14	183,565	9	27,271	1	80	8	1,266	19	486
30 to 49 cows	4	4	138	138	121,160	69,000	4	3	68,520	2	15,700	—	—	1	55	4	146
50 to 74 cows	—	2	—	100	—	72,400	—	—	—	—	—	—	—	—	—	—	—
Lawrence																	
Total	2,727	2,795	14,345	15,401	6,183,699	7,398,819	2,293	1,776	4,576,196	532	204,706	44	7,051	1,299	94,537	2,735	15,407
None	xxx	xxx	xxx	xxx	xxx	xxx	xxx	xxx	xxx	xxx	xxx	xxx	xxx	xxx	xxx	67	228
1 cow	417	778	417	1,161	181,028	579,336	115	40	12,907	68	6,115	8	466	228	14,644	389	544
2 cows	346		692		267,576		261	141	90,441	118	18,996	15	1,117	175	13,659	334	769
3 cows	300		900		365,905		274	182	186,134	95	26,775	4	310	142	9,223	295	996
4 cows	326	1,611	1,304	8,560	509,719	3,979,891	317	239	317,899	80	30,915	4	370	148	8,817	321	1,572
5 to 9 cows	997		6,424		2,784,076		987	858	2,143,897	145	91,475	8	1,946	450	32,630	991	6,836
10 to 14 cows	246	356	2,778	4,459	1,180,589	2,210,433	244	224	1,005,931	21	24,016	4	2,342	115	10,927	243	2,841
15 to 19 cows	59		950		457,003		59	57	409,537	4	5,616	—	—	27	2,896	59	954
20 to 29 cows	30	46	670	1,031	321,930	535,246	30	29	301,215	1	800	1	500	12	1,341	30	672
30 to 49 cows	6	3	210	110	115,875	55,915	6	6	108,235	—	—	—	—	2	200	6	195
50 to 74 cows	—	—	—	—	—	—	—	—	—	—	—	—	—	—	—	—	—
75 to 99 cows	—	1	—	80	—	40,000	—	—	—	—	—	—	—	—	—	—	—
Lewis																	
Total	1,512	1,501	6,014	6,426	2,758,559	2,877,017	1,049	239	823,555	830	340,951	27	3,176	1,121	92,990	1,487	6,980
None	xxx	xxx	xxx	xxx	xxx	xxx	xxx	xxx	xxx	xxx	xxx	xxx	xxx	xxx	xxx	53	146
1 cow	365	575	365	898	182,048	416,069	93	14	3,330	75	7,264	9	526	296	20,950	331	512
2 cows	315		630		258,650		190	18	12,527	172	25,675	5	520	259	21,394	293	795
3 cows	182		546		232,628		151	19	16,450	135	34,830	4	334	154	12,587	176	648
4 cows	176	801	704	3,938	291,568	1,651,023	164	27	34,270	144	49,489	3	112	126	10,360	172	766
5 to 9 cows	380		2,410		1,036,008		357	102	277,731	262	156,424	4	1,304	245	23,002	369	2,538
10 to 14 cows	68	116	765	1,402	342,927	730,817	68	40	185,702	32	34,058	2	380	33	3,563	67	820
15 to 19 cows	16		269		169,130		16	10	87,310	8	24,661	—	—	6	770	16	330
20 to 29 cows	5	9	125	188	80,250	79,108	5	4	43,985	2	8,570	—	—	2	364	5	157
30 cows and over	5	—	202	—	165,350	—	5	5	162,250	—	—	—	—	—	—	5	268
Lincoln																	
Total	1,841	1,920	4,874	6,263	2,072,843	2,580,517	767	221	724,700	450	124,792	136	14,887	1,447	126,118	1,821	5,157
None	xxx	xxx	xxx	xxx	xxx	xxx	xxx	xxx	xxx	xxx	xxx	xxx	xxx	xxx	xxx	46	103
1 cow	718	1,017	718	1,504	315,512	622,907	130	16	2,065	70	6,594	53	3,645	595	43,976	678	829
2 cows	548		1,096		399,457		212	26	15,946	153	20,550	40	3,256	470	41,495	533	1,126
3 cows	210		630		220,075		123	34	29,758	77	18,638	19	1,522	163	15,637	209	662
4 cows	131	833	524	3,876	174,829	1,472,769	91	24	31,755	63	24,827	10	1,058	102	8,699	125	484
5 to 9 cows	174		1,088		448,748		151	71	218,972	77	39,779	10	3,422	99	12,183	170	1,071
10 to 14 cows	50	65	579	760	367,657	359,651	50	40	299,955	9	13,029	3	1,464	16	3,121	50	607
15 to 19 cows	6		99		53,630		6	6	52,320	—	—	—	—	2	204	6	114
20 cows and over	4	5	140	123	92,935	125,190	4	4	75,949	1	1,375	1	520	2	805	4	161
Linn																	
Total	2,020	2,205	8,409	10,652	3,199,270	3,745,042	1,516	158	270,910	1,411	605,977	72	8,854	1,656	161,350	1,984	9,072
None	xxx	xxx	xxx	xxx	xxx	xxx	xxx	xxx	xxx	xxx	xxx	xxx	xxx	xxx	xxx	78	264
1 cow	345	655	345	1,014	157,081	389,508	98	16	2,780	82	7,914	9	378	251	18,812	308	514
2 cows	413		826		317,754		259	17	4,421	240	36,968	18	1,253	357	31,229	388	967
3 cows	285		855		309,549		232	12	8,434	219	52,737	10	901	245	23,678	275	918
4 cows	252	1,338	1,008	6,788	350,915	2,331,706	225	9	7,556	218	67,706	4	432	210	19,820	236	1,051
5 to 9 cows	592		3,707		1,403,905		570	53	94,256	536	310,165	25	5,199	482	54,142	572	3,764
10 to 14 cows	108	186	1,201	2,252	455,331	755,406	107	18	50,738	98	100,099	2	162	94	11,359	106	1,147
15 to 19 cows	18		290		118,355		18	9	46,175	13	19,858	2	109	12	1,457	16	262
20 cows and over	7	24	177	578	106,380	268,422	7	4	58,750	5	10,550	2	400	5	853	7	185

TABLE 19.—COWS MILKED AND MILK PRODUCED, 1939 AND 1929; DAIRY PRODUCTS SOLD AND BUTTER CHURNED, 1939; AND COWS KEPT FOR MILK APR. 1, 1940; BY NUMBER OF COWS MILKED, BY COUNTIES—Continued

(For explanation and definitions, see text)

STATE OR COUNTY AND NUMBER OF COWS MILKED	COWS MILKED				MILK PRODUCED (GALLONS)		DAIRY PRODUCTS SOLD, 1939							BUTTER CHURNED ON FARMS, 1939		COWS KEPT MAINLY FOR MILK PRODUCTION, APR. 1, 1940	
	Farms reporting		Number					Whole milk sold		Cream sold		Butter sold					
	1939	1929	1939	1929	1939	1929	Farms reporting	Farms reporting	Gallons	Farms reporting	Pounds of butterfat	Farms reporting	Pounds	Farms reporting	Pounds	Farms reporting	Number
MISSOURI—Contd.																	
Livingston																	
Total	1,785	1,810	6,638	8,266	2,523,121	3,034,014	1,118	152	337,775	973	395,556	37	3,576	1,476	128,875	1,754	7,612
None	xxx	xxx	xxx	xxx	xxx	xxx	xxx	xxx	xxx	xxx	xxx	xxx	xxx	xxx	xxx	51	182
1 cow	413	665	413	1,052	152,190	405,264	79	9	2,381	61	5,539	9	382	330	22,243	367	672
2 cows	393		786		265,108		190	13	4,028	176	26,086	8	1,181	339	27,844	370	1,013
3 cows	275		825		291,636		211	21	16,231	192	44,974	5	470	235	20,960	260	919
4 cows	227	975	908	4,844	295,095	1,720,157	192	19	13,902	174	50,653	3	362	192	17,812	222	1,017
5 to 9 cows	387		2,390		886,262		358	59	106,645	309	167,580	9	895	312	32,405	377	2,529
10 to 14 cows	61	151	697	1,910	308,325	715,198	59	20	98,768	41	47,426	1	200	46	4,981	60	694
15 to 19 cows	18		289		131,120		18	6	23,700	13	26,473	2	136	14	1,834	17	281
20 to 29 cows	5	16	109	357	48,615	140,520	5	1	6,000	4	7,200	———	———	4	381	4	84
30 cows and over	6	3	221	103	144,770	52,875	6	4	66,120	3	19,625	———	———	4	415	6	221
McDonald																	
Total	2,067	2,070	8,712	8,222	3,415,390	3,591,955	1,513	1,074	2,090,934	455	168,553	61	8,253	1,285	108,722	2,057	9,951
None	xxx	xxx	xxx	xxx	xxx	xxx	xxx	xxx	xxx	xxx	xxx	xxx	xxx	xxx	xxx	63	196
1 cow	463	951	463	1,330	190,289	581,742	97	33	8,199	58	5,554	8	530	316	24,486	434	668
2 cows	352		704		269,853		224	104	60,327	120	22,798	12	1,047	229	20,406	335	828
3 cows	256		768		305,692		224	140	138,909	84	22,179	6	802	163	15,165	245	821
4 cows	260	986	1,040	4,792	390,677	2,076,794	249	182	213,630	73	25,969	8	912	148	11,380	256	1,147
5 to 9 cows	579		3,664		1,412,071		562	474	1,008,947	98	56,330	18	3,873	341	28,614	569	4,100
10 to 14 cows	110	134	1,234	1,671	500,385	717,130	110	97	365,766	17	27,811	4	659	63	5,819	109	1,289
15 to 19 cows	36		596		243,958		36	34	216,744	2	4,200	3	250	20	1,927	35	610
20 cows and over	11	19	243	429	102,485	216,269	11	10	78,412	3	3,714	2	180	5	923	11	292
Macon																	
Total	2,921	3,207	11,564	12,976	3,973,189	5,192,231	2,071	157	226,304	1,943	791,020	70	11,584	2,451	207,389	2,739	12,077
None	xxx	xxx	xxx	xxx	xxx	xxx	xxx	xxx	xxx	xxx	xxx	xxx	xxx	xxx	xxx	67	213
1 cow	593	1,301	593	1,972	232,109	804,246	137	12	1,337	121	10,209	15	809	461	31,175	485	704
2 cows	600		1,200		402,874		356	23	7,795	333	48,928	12	1,870	496	37,380	548	1,343
3 cows	401		1,203		393,710		327	20	14,697	305	67,476	12	1,901	338	28,488	371	1,236
4 cows	362	1,688	1,448	8,254	441,861	3,136,748	315	19	11,878	301	87,864	6	847	321	26,959	342	1,452
5 to 9 cows	817		5,194		1,735,042		788	63	65,017	747	401,036	20	3,877	711	68,002	784	5,248
10 to 14 cows	116	208	1,247	2,473	464,215	1,114,907	116	13	39,955	109	114,096	4	2,240	101	12,479	110	1,224
15 to 19 cows	18		289		110,783		18	3	17,600	15	27,314	1	40	13	1,646	18	286
20 to 29 cows	9	11	206	237	90,295	107,330	9	2	12,925	8	24,117	———	———	7	654	9	182
30 to 49 cows	5	1	184	40	102,300	29,000	5	2	55,100	4	9,980	———	———	3	606	5	189
Madison																	
Total	758	818	1,803	2,382	619,697	666,014	169	36	47,545	106	38,816	46	6,615	652	59,431	686	1,601
None	xxx	xxx	xxx	xxx	xxx	xxx	xxx	xxx	xxx	xxx	xxx	xxx	xxx	xxx	xxx	13	21
1 cow	270	463	270	683	117,101	223,753	19	7	740	5	640	8	418	222	15,945	246	270
2 cows	268		536		179,516		40	8	2,885	20	4,039	16	1,972	235	21,378	236	461
3 cows	98		294		89,457		28	4	1,741	19	5,253	9	986	89	9,083	81	219
4 cows	56	336	224	1,485	75,035	374,374	28	2	1,020	20	7,489	7	1,709	49	6,167	51	191
5 to 9 cows	56		345		103,758		44	11	16,264	36	14,519	4	870	49	5,323	51	334
10 cows and over	10	19	134	234	54,850	67,887	10	4	24,895	6	6,876	2	660	8	1,535	8	105
Maries																	
Total	1,408	1,367	5,183	5,878	1,466,198	1,659,944	870	85	166,681	765	208,864	63	5,025	1,217	101,277	1,314	5,372
None	xxx	xxx	xxx	xxx	xxx	xxx	xxx	xxx	xxx	xxx	xxx	xxx	xxx	xxx	xxx	44	123
1 cow	290	473	290	716	105,164	253,248	60	5	518	47	3,787	9	356	240	16,946	248	423
2 cows	338		672		198,168		170	7	1,339	151	19,459	17	1,336	291	21,700	300	822
3 cows	204		612		156,233		136	6	3,770	124	20,699	11	342	179	14,295	182	670
4 cows	178	804	712	3,944	184,003	1,070,961	135	9	4,680	123	28,461	6	341	161	14,160	169	743
5 to 9 cows	338		2,048		530,007		307	42	40,700	271	98,660	18	2,350	292	27,627	315	1,870
10 to 14 cows	48	82	525	1,005	157,696	253,495	48	8	21,387	40	26,381	1	200	42	4,956	43	455
15 to 19 cows	8		126		47,530		8	3	4,290	7	6,362	1	100	8	1,025	7	77
20 cows and over	6	8	180	213	107,397	82,240	6	5	89,997	2	3,055	———	———	4	568	8	191
Marion																	
Total	1,393	1,445	7,530	7,927	3,984,633	3,899,662	1,009	228	1,467,185	812	482,844	32	23,292	1,057	113,416	1,360	8,215
None	xxx	xxx	xxx	xxx	xxx	xxx	xxx	xxx	xxx	xxx	xxx	xxx	xxx	xxx	xxx	41	180
1 cow	289	449	289	686	140,657	297,442	56	5	1,678	49	5,530	3	225	210	15,953	264	407
2 cows	262		524		226,207		172	13	4,235	158	27,356	6	705	205	16,871	247	617
3 cows	158		474		206,642		133	17	9,872	122	33,496	6	536	128	10,512	152	516
4 cows	148	789	592	3,884	268,838	1,719,657	133	14	12,533	120	48,853	5	2,454	117	13,220	137	566
5 to 9 cows	340		2,160		1,018,357		320	59	125,834	276	209,569	6	3,699	279	28,531	329	2,166
10 to 14 cows	110	151	1,254	1,896	672,494	996,633	109	58	279,498	63	95,152	2	3,480	71	10,745	105	1,294
15 to 19 cows	33		547		332,282		33	19	180,183	15	40,155	———	———	22	2,445	33	567
20 to 29 cows	30	40	700	902	450,000	515,935	30	22	301,801	6	20,411	3	11,395	14	12,879	29	786
30 to 49 cows	15	16	538	559	371,130	369,995	15	15	334,920	2	2,152	———	———	7	915	15	605
50 to 74 cows	8	———	452	———	298,026	———	8	8	216,633	1	2,170	1	800	4	1,345	8	489
Mercer																	
Total	1,579	1,685	6,575	7,280	2,417,805	2,624,936	1,138	83	82,645	1,058	492,532	25	4,256	1,416	105,215	1,537	6,906
None	xxx	xxx	xxx	xxx	xxx	xxx	xxx	xxx	xxx	xxx	xxx	xxx	xxx	xxx	xxx	34	109
1 cow	293	658	293	1,062	117,807	382,236	47	5	502	41	4,262	1	16	240	13,355	254	397
2 cows	268		536		188,900		159	12	3,633	146	23,267	2	156	242	16,946	252	642
3 cows	226		678		246,983		185	10	3,020	175	45,509	4	521	207	14,345	220	725
4 cows	213	907	852	4,544	315,807	1,610,074	193	10	7,240	182	62,352	2	140	200	14,969	208	912
5 to 9 cows	485		3,082		1,082,079		461	38	39,965	428	248,309	13	2,263	441	35,737	476	2,980
10 to 14 cows	86	108	983	1,384	391,949	500,191	85	6	15,210	79	97,423	3	1,160	79	9,242	85	957
15 to 19 cows	5		87		38,900		5	1	75	5	7,710	———	———	5	419	5	95
20 to 29 cows	3	8	82	195	27,400	85,625	3	1	13,000	2	3,700	———	———	2	202	3	109
30 to 49 cows	———	4	———	145	———	48,810	———	———	———	———	———	———	———	———	———	———	———

TABLE 19.—COWS MILKED AND MILK PRODUCED, 1939 AND 1929; DAIRY PRODUCTS SOLD AND BUTTER CHURNED, 1939; AND COWS KEPT FOR MILK APR. 1, 1940; BY NUMBER OF COWS MILKED, BY COUNTIES—Continued

(For explanation and definitions, see text)

STATE OR COUNTY AND NUMBER OF COWS MILKED	COWS MILKED				MILK PRODUCED (GALLONS)		DAIRY PRODUCTS SOLD, 1939							BUTTER CHURNED ON FARMS, 1939		COWS KEPT MAINLY FOR MILK PRODUCTION, APR. 1, 1940	
	Farms reporting		Number					Whole milk sold		Cream sold		Butter sold					
	1939	1929	1939	1929	1939	1929	Farms reporting	Farms reporting	Gallons	Farms reporting	Pounds of butterfat	Farms reporting	Pounds	Farms reporting	Pounds	Farms reporting	Number
MISSOURI—Contd.																	
Miller																	
Total	1,918	1,829	6,253	7,424	2,091,195	2,420,091	945	170	319,936	799	217,248	19	1,254	1,683	133,815	1,817	7,161
None	xxx	xxx	xxx	xxx	xxx	xxx	xxx	xxx	xxx	xxx	xxx	xxx	xxx	xxx	xxx	36	110
1 cow	510	681	510	1,076	222,279	395,049	71	9	1,351	62	5,914	5	515	430	27,749	461	835
2 cows	520		1,040		354,514		189	28	11,341	165	21,457	3	108	460	35,373	483	1,286
3 cows	248		744		249,112		154	16	8,050	140	26,592	5	387	223	19,700	229	802
4 cows	228	1,057	912	5,177	280,434	1,640,396	167	22	17,940	147	38,630	3	109	210	17,327	214	1,004
5 to 9 cows	345		2,148		658,016		298	82	85,589	246	98,403	3	135	305	27,787	328	2,187
10 to 14 cows	49	85	524	1,010	168,570	298,116	49	21	56,895	33	22,702	——	——	40	3,856	48	529
15 to 19 cows	13		207		82,920		12	7	56,310	5	4,050	——	——	12	1,648	13	204
20 cows and over	5	6	168	161	95,550	86,530	5	5	82,650	1	1,500	——	——	3	373	5	204
Mississippi																	
Total	971	763	2,086	1,653	1,046,814	835,141	263	62	97,472	115	55,737	140	33,862	865	155,176	952	2,187
None	xxx	xxx	xxx	xxx	xxx	xxx	xxx	xxx	xxx	xxx	xxx	xxx	xxx	xxx	xxx	48	82
1 cow	536	592	536	776	278,819	431,810	55	11	1,286	10	897	41	3,041	473	55,702	488	576
2 cows	244		488		226,510		78	16	5,073	27	6,370	45	7,108	227	42,488	232	506
3 cows	77		231		108,250		40	9	5,930	21	6,003	14	3,460	66	15,486	74	232
4 cows	44	157	176	688	98,925	315,473	30	4	1,722	17	8,555	16	7,805	39	17,370	43	202
5 to 9 cows	48		297		151,520		38	11	13,140	27	14,982	14	4,595	44	12,789	46	295
10 to 14 cows	13	12	147	139	78,010	68,458	13	6	25,900	9	8,687	7	6,575	9	7,625	12	121
15 to 19 cows	3		45		21,830		3	1	7,500	2	2,096	1	104	3	360	3	39
20 cows and over	6	2	146	50	102,950	19,400	6	4	36,921	2	8,147	2	976	4	3,356	6	134
Moniteau																	
Total	1,540	1,645	5,114	6,470	1,748,840	2,433,940	1,030	98	125,736	932	283,320	51	6,715	1,292	94,335	1,446	5,501
None	xxx	xxx	xxx	xxx	xxx	xxx	xxx	xxx	xxx	xxx	xxx	xxx	xxx	xxx	xxx	29	91
1 cow	371	630	371	999	158,814	427,460	116	12	2,061	98	9,105	11	869	291	17,596	329	516
2 cows	383		766		262,919		231	24	9,880	207	31,051	14	1,307	328	22,386	351	903
3 cows	245		735		230,236		188	16	11,731	171	33,105	7	670	203	14,034	228	835
4 cows	185	946	740	4,557	229,304	1,635,897	159	16	11,197	142	39,233	6	1,037	161	13,096	171	813
5 to 9 cows	313		1,937		618,544		293	18	32,504	277	128,330	6	1,426	271	22,452	297	1,892
10 to 14 cows	31	65	354	784	145,638	283,183	31	5	23,053	26	25,481	4	650	26	2,844	30	335
15 to 19 cows	9		148		61,125		9	5	15,410	9	12,015	1	52	9	1,063	8	91
20 to 29 cows	3	——	63	——	42,260	——	3	2	19,900	2	5,000	2	704	3	904	3	65
30 to 49 cows	——	4	——	130	——	87,400	——	——	——	——	——	——	——	——	——	——	——
Monroe																	
Total	2,073	2,179	6,165	6,910	2,172,475	2,589,770	1,030	137	346,869	856	242,442	91	9,751	1,749	146,776	1,946	6,288
None	xxx	xxx	xxx	xxx	xxx	xxx	xxx	xxx	xxx	xxx	xxx	xxx	xxx	xxx	xxx	32	86
1 cow	636	1,138	636	1,731	241,454	660,067	110	10	2,684	77	5,881	26	1,560	502	35,341	544	727
2 cows	641		1,282		430,415		293	11	3,147	260	32,970	32	2,161	563	45,627	603	1,436
3 cows	272		816		255,276		172	13	9,255	157	32,919	9	812	231	18,928	261	801
4 cows	163	982	652	4,411	195,042	1,595,813	128	18	14,171	108	29,751	8	707	145	13,022	158	620
5 to 9 cows	294		1,777		584,053		262	50	87,275	214	93,742	13	3,061	254	26,168	282	1,626
10 to 14 cows	46	53	509	624	207,610	259,140	44	20	59,637	30	33,109	2	1,250	39	5,041	46	441
15 to 19 cows	9		142		66,175		9	7	28,400	5	3,570	——	——	7	1,066	9	178
20 to 29 cows	8	5	179	105	93,250	46,750	8	5	61,300	4	6,140	1	200	7	1,468	7	157
30 cows and over	4	1	172	39	99,200	28,000	4	3	81,000	1	4,560	——	——	1	115	4	216
Montgomery																	
Total	1,690	1,705	4,621	5,627	1,663,111	1,991,254	917	103	239,142	706	188,894	189	18,752	1,455	139,144	1,533	4,525
None	xxx	xxx	xxx	xxx	xxx	xxx	xxx	xxx	xxx	xxx	xxx	xxx	xxx	xxx	xxx	23	46
1 cow	593	781	593	1,206	248,792	489,307	157	19	1,795	91	8,353	62	4,199	488	39,755	508	693
2 cows	459		918		325,275		255	15	5,195	200	32,944	55	4,686	404	36,677	422	953
3 cows	227		681		220,800		158	13	5,543	123	25,090	35	4,207	204	23,971	206	625
4 cows	171	891	684	5,980	218,340	1,364,010	136	12	7,023	121	37,421	18	1,708	158	14,987	159	656
5 to 9 cows	206		1,249		400,889		177	23	42,678	156	69,827	17	2,682	179	19,442	182	1,046
10 to 14 cows	20	32	233	417	102,800	134,797	20	8	53,572	13	11,319	1	50	17	2,510	19	227
15 to 19 cows	9		147		77,205		9	8	65,195	1	2,500	——	——	3	400	9	141
20 to 29 cows	5	1	116	24	69,010	3,140	5	5	58,141	1	1,440	1	1,200	2	1,404	5	138
Morgan																	
Total	1,601	1,543	5,216	5,889	1,814,136	2,233,184	905	100	185,978	815	267,092	24	6,237	1,285	112,357	1,527	5,630
None	xxx	xxx	xxx	xxx	xxx	xxx	xxx	xxx	xxx	xxx	xxx	xxx	xxx	xxx	xxx	31	87
1 cow	457	618	457	975	169,079	384,459	75	5	943	65	5,026	6	284	337	22,801	416	569
2 cows	368		736		236,880		179	10	3,096	169	21,101	4	256	292	24,021	347	841
3 cows	212		636		195,223		144	13	5,612	133	27,285	5	336	178	15,414	199	700
4 cows	191	857	764	4,075	246,072	1,489,877	162	12	11,421	152	45,482	1	150	161	14,108	184	800
5 to 9 cows	323		1,961		649,689		295	38	48,446	264	125,518	6	591	280	27,173	302	2,008
10 to 14 cows	36	65	393	778	176,983	330,298	36	15	56,929	24	30,878	——	——	24	2,479	35	397
15 to 19 cows	8		95		45,315		6	3	16,758	4	5,820	——	——	6	633	6	85
20 cows and over	8	3	174	65	94,935	28,550	8	4	42,775	4	7,982	2	4,620	7	5,728	7	143
New Madrid																	
Total	2,261	1,567	4,213	3,093	1,891,498	1,447,923	439	119	170,768	190	85,819	205	54,399	2,074	305,342	2,313	4,972
None	xxx	xxx	xxx	xxx	xxx	xxx	xxx	xxx	xxx	xxx	xxx	xxx	xxx	xxx	xxx	99	154
1 cow	1,382	1,264	1,382	1,813	612,054	775,585	90	26	2,127	17	1,775	61	4,264	1,300	142,894	1,349	1,688
2 cows	507		1,014		447,688		114	22	6,656	40	9,600	70	8,219	475	87,005	497	1,111
3 cows	148		444		189,641		68	18	8,615	33	11,205	31	5,783	129	28,679	146	494
4 cows	90	278	360	1,171	156,680	559,628	57	13	9,850	39	16,490	17	4,070	80	18,647	90	406
5 to 9 cows	110		676		320,875		86	27	59,520	55	37,596	19	9,159	77	21,215	108	750
10 to 14 cows	18	25	204	309	91,205	132,710	18	8	38,050	5	6,153	6	2,504	13	4,402	18	249
15 cows and over	6		153		73,575		6	5	45,950	1	5,000	1	400	2	500	6	160

TABLE 19.—COWS MILKED AND MILK PRODUCED, 1939 AND 1929; DAIRY PRODUCTS SOLD AND BUTTER CHURNED, 1939; AND COWS KEPT FOR MILK APR. 1, 1940; BY NUMBER OF COWS MILKED, BY COUNTIES—Continued

(For explanation and definitions, see text)

STATE OR COUNTY AND NUMBER OF COWS MILKED	COWS MILKED				MILK PRODUCED (GALLONS)		DAIRY PRODUCTS SOLD, 1939							BUTTER CHURNED ON FARMS, 1939		COWS KEPT MAINLY FOR MILK PRODUCTION, APR. 1, 1940	
	Farms reporting		Number					Whole milk sold		Cream sold		Butter sold					
	1939	1929	1939	1929	1939	1929	Farms reporting	Farms reporting	Gallons	Farms reporting	Pounds of butterfat	Farms reporting	Pounds	Farms reporting	Pounds	Farms reporting	Number
MISSOURI—Contd.																	
Newton																	
Total	3,005	2,913	15,108	14,841	7,183,157	6,939,241	2,305	1,773	5,159,130	481	216,159	107	46,454	1,385	148,686	3,051	16,372
None	xxx	xxx	xxx	xxx	xxx	xxx	xxx	xxx	xxx	xxx	xxx	xxx	xxx	xxx	xxx	75	254
1 cow	587	1,022	587	1,489	267,965	713,020	128	44	14,291	53	4,533	33	2,529	357	27,285	568	768
2 cows	460		920		392,751		286	164	98,330	108	24,063	22	2,524	238	20,772	455	1,078
3 cows	316		948		406,802		281	192	208,017	87	23,403	10	1,646	138	11,498	309	1,053
4 cows	342	1,545	1,368	7,875	620,609	3,556,018	328	258	402,148	70	28,919	8	1,561	136	11,766	341	1,457
5 to 9 cows	972		6,274		2,820,258		954	809	2,100,520	141	99,982	25	18,578	386	44,740	959	6,552
10 to 14 cows	213	276	2,436	3,365	1,097,530	1,544,281	213	197	909,179	14	20,490	3	6,360	88	15,378	213	2,605
15 to 19 cows	57		936		456,785		57	55	408,476	2	1,784	1	4,588	21	6,856	54	952
20 to 29 cows	36	42	810	942	549,147	465,157	36	33	465,657	4	6,105	4	7,068	13	8,192	35	854
30 cows and over	22	28	829	1,170	571,330	660,785	22	21	552,512	2	6,880	1	1,600	6	2,199	22	839
Nodaway																	
Total	3,082	3,155	14,490	14,737	6,505,520	6,097,865	2,325	307	857,057	2,078	1,136,205	41	21,134	2,281	215,689	3,029	15,309
None	xxx	xxx	xxx	xxx	xxx	xxx	xxx	xxx	xxx	xxx	xxx	xxx	xxx	xxx	xxx	80	244
1 cow	389	1,014	389	1,606	184,747	742,667	103	10	2,612	90	8,964	3	440	259	16,816	350	577
2 cows	534		1,068		472,058		315	20	10,797	297	56,459	8	478	396	29,987	503	1,256
3 cows	435		1,305		536,832		334	24	20,063	313	89,200	5	426	331	27,167	418	1,448
4 cows	423	1,871	1,692	9,473	748,992	3,823,911	368	30	32,435	346	140,047	8	558	347	31,240	412	1,824
5 to 9 cows	1,071		6,780		2,971,817		975	148	298,120	858	571,785	13	2,566	802	77,266	1,039	6,755
10 to 14 cows	166	238	1,859	2,832	869,493	1,157,153	166	40	166,673	139	167,958	1	780	111	12,632	166	1,858
15 to 19 cows	28		439		206,840		28	16	108,775	14	22,677	-----	-------	17	1,776	27	422
20 to 29 cows	27	27	605	606	288,290	201,834	27	12	106,592	17	52,915	1	400	15	3,163	25	534
30 cows and over	9	5	353	220	226,471	172,300	9	7	110,990	4	26,200	2	15,486	3	15,642	9	391
Oregon																	
Total	1,798	1,584	6,446	6,116	2,284,986	2,113,761	947	311	526,300	879	231,405	45	6,260	1,614	163,333	1,732	7,446
None	xxx	xxx	xxx	xxx	xxx	xxx	xxx	xxx	xxx	xxx	xxx	xxx	xxx	xxx	xxx	41	190
1 cow	439	723	439	1,123	182,174	412,161	61	8	1,913	45	3,528	11	796	385	33,401	389	663
2 cows	425		850		292,226		153	24	10,430	123	17,967	13	1,551	384	37,766	396	1,087
3 cows	253		759		241,488		146	37	20,901	114	21,973	7	531	229	23,058	244	821
4 cows	198	750	792	3,462	263,053	1,179,441	139	37	33,590	108	30,167	1	100	184	19,567	191	805
5 to 9 cows	401		2,452		864,854		367	152	216,845	248	114,024	9	2,241	365	41,126	389	2,617
10 to 14 cows	61	96	689	1,204	247,086	388,970	60	37	117,561	32	26,508	3	691	51	6,089	61	712
15 to 19 cows	11		175		67,055		11	8	28,720	7	9,238	1	350	8	1,277	11	186
20 to 29 cows	7	15	165	327	67,325	133,189	7	5	38,825	2	8,000	-----	-------	6	584	7	168
30 cows and over	3	-------	125	-------	59,725	----------	3	3	57,515	-------	----------	-----	-------	2	465	3	197
Osage																	
Total	1,595	1,670	5,831	6,715	1,704,334	1,949,666	859	201	295,581	606	179,891	137	15,245	1,334	127,645	1,447	6,274
None	xxx	xxx	xxx	xxx	xxx	xxx	xxx	xxx	xxx	xxx	xxx	xxx	xxx	xxx	xxx	48	116
1 cow	365	640	365	984	138,415	376,118	61	21	3,119	31	2,464	15	934	279	19,123	291	469
2 cows	363		726		256,335		155	19	6,817	110	16,522	35	3,524	320	30,350	330	937
3 cows	214		642		194,752		119	19	10,111	90	16,294	22	1,851	180	16,852	187	708
4 cows	217	928	868	4,513	240,267	1,292,811	153	26	23,206	114	29,896	27	3,493	188	21,216	195	914
5 to 9 cows	356		2,200		549,031		291	86	99,154	211	80,403	33	4,896	300	31,948	323	2,155
10 to 14 cows	62	102	697	1,216	182,365	280,737	62	20	52,103	42	27,823	4	497	54	5,634	57	651
15 to 19 cows	10		156		56,074		10	4	30,516	5	5,039	1	50	7	1,220	10	165
20 to 29 cows	8	-------	177	-------	87,095	----------	8	6	70,555	3	1,450	-----	-------	6	1,302	6	159
Ozark																	
Total	1,914	1,657	7,841	6,768	2,756,185	2,793,882	1,226	385	810,733	845	290,795	37	5,055	1,711	189,678	1,860	9,110
None	xxx	xxx	xxx	xxx	xxx	xxx	xxx	xxx	xxx	xxx	xxx	xxx	xxx	xxx	xxx	44	125
1 cow	387	640	387	986	145,466	429,290	56	7	1,905	46	3,768	4	339	336	28,029	348	529
2 cows	381		762		273,515		177	23	13,961	149	23,764	7	992	343	38,986	357	1,001
3 cows	250		750		264,584		179	30	22,155	148	33,728	4	205	225	25,392	237	971
4 cows	213	907	852	4,428	278,454	1,858,222	172	32	28,359	140	38,340	7	1,179	190	21,534	206	959
5 to 9 cows	561		3,559		1,231,946		521	212	408,051	320	149,456	11	1,895	513	63,135	548	3,952
10 to 14 cows	97	108	1,073	1,253	406,091	471,844	98	61	225,732	56	34,787	4	445	83	9,895	95	1,085
15 to 19 cows	18		292		95,304		18	16	70,245	3	2,950	-----	-------	15	1,761	18	291
20 cows and over	7	4	166	103	60,825	34,526	7	4	40,325	3	4,000	-----	-------	6	968	7	197
Pemiscot																	
Total	2,186	1,576	3,140	2,087	1,714,001	1,184,517	485	207	100,748	29	9,239	404	43,085	2,083	382,142	2,184	3,383
None	xxx	xxx	xxx	xxx	xxx	xxx	xxx	xxx	xxx	xxx	xxx	xxx	xxx	xxx	xxx	77	80
1 cow	1,609	1,511	1,609	1,730	954,551	1,023,812	254	95	11,037	1	150	232	14,232	1,540	229,365	1,548	1,770
2 cows	395		790		398,149		120	43	9,037	9	1,235	102	12,081	382	93,075	385	811
3 cows	99		297		143,845		51	31	11,529	8	2,619	35	4,637	91	28,920	94	304
4 cows	44	58	176	232	77,093	100,015	26	15	8,139	5	1,305	16	2,912	42	14,808	42	162
5 to 9 cows	33		197		102,328		28	19	43,506	5	2,932	14	6,395	23	11,874	32	174
10 cows and over	6	7	71	125	38,035	60,690	6	4	17,500	1	1,000	5	2,850	5	4,100	6	82
Perry																	
Total	1,607	1,606	5,837	5,869	2,445,099	2,336,320	999	154	252,134	853	397,865	49	4,133	1,209	88,522	1,597	6,678
None	xxx	xxx	xxx	xxx	xxx	xxx	xxx	xxx	xxx	xxx	xxx	xxx	xxx	xxx	xxx	40	100
1 cow	371	629	371	967	149,198	433,463	72	21	6,764	48	5,057	7	398	265	12,550	352	526
2 cows	365		730		276,566		137	25	12,285	115	19,677	8	618	259	17,274	353	844
3 cows	195		585		226,460		151	29	24,088	120	29,821	5	665	133	9,710	188	705
4 cows	181	936	724	4,376	288,649	1,680,377	161	18	18,194	145	47,262	8	558	141	10,627	178	785
5 to 9 cows	447		2,828		1,219,948		450	49	97,371	390	251,792	20	1,791	371	35,513	439	3,094
10 to 14 cows	43	41	481	526	197,455	222,480	43	9	35,956	54	36,428	1	105	37	4,194	42	485
15 cows and over	5		118		86,823		5	3	57,498	5	7,828	-----	-------	3	654	5	143

TABLE 19.—COWS MILKED AND MILK PRODUCED, 1939 AND 1929; DAIRY PRODUCTS SOLD AND BUTTER CHURNED, 1939; AND COWS KEPT FOR MILK APR. 1, 1940; BY NUMBER OF COWS MILKED, BY COUNTIES—Continued

(For explanation and definitions, see text)

STATE OR COUNTY AND NUMBER OF COWS MILKED	COWS MILKED				MILK PRODUCED (GALLONS)		DAIRY PRODUCTS SOLD, 1939						BUTTER CHURNED ON FARMS, 1939		COWS KEPT MAINLY FOR MILK PRODUCTION, APR. 1, 1940	
	Farms reporting		Number					Whole milk sold		Cream sold		Butter sold				
	1939	1929	1939	1929	1939	1929	Farms reporting	Farms reporting	Gallons	Farms reporting	Pounds of butterfat	Farms reporting	Pounds	Farms reporting	Pounds	Farms reporting	Number
MISSOURI—Contd.																	
Pettis																	
Total	2,220	2,473	9,092	10,293	3,466,967	4,250,803	1,472	329	1,114,689	1,165	425,973	71	13,202	1,642	157,553	2,129	9,556
None	xxx	xxx	xxx	xxx	xxx	xxx	xxx	xxx	xxx	xxx	xxx	xxx	xxx	xxx	xxx	45	126
1 cow	495	1,030	495	1,557	201,976	680,648	115	14	1,796	94	6,589	17	1,122	354	27,536	446	651
2 cows	491		982		344,938		276	30	12,384	244	36,145	16	955	385	34,509	459	1,118
3 cows	302		906		287,590		222	26	20,459	191	43,653	9	1,707	241	22,383	288	997
4 cows	248	1,282	992	6,286	322,503	2,461,801	209	29	29,642	183	59,253	9	1,516	192	19,967	238	1,020
5 to 9 cows	546		3,441		1,195,725		512	143	235,668	395	209,267	14	4,033	402	42,439	522	3,432
10 to 14 cows	86	127	994	1,579	370,787	673,145	86	46	188,019	41	41,574	5	3,669	50	8,708	81	904
15 to 19 cows	20		322		144,125		20	14	90,723	8	11,716	1	200	7	874	18	288
20 to 29 cows	21	23	474	507	267,144	195,219	21	16	189,785	6	13,692	———	———	9	960	21	523
30 to 49 cows	8	10	284	334	197,679	215,990	8	8	176,274	1	268	———	———	2	177	8	295
50 cows and over	3	1	202	50	134,500	24,000	3	3	119,959	2	3,816	———	———	———	———	3	202
Phelps																	
Total	1,862	1,577	5,232	6,590	2,448,079	2,545,879	961	136	444,655	794	269,667	186	24,736	1,435	159,066	1,811	5,824
None	xxx	xxx	xxx	xxx	xxx	xxx	xxx	xxx	xxx	xxx	xxx	xxx	xxx	xxx	xxx	25	82
1 cow	526	631	526	959	258,101	382,368	133	18	2,675	95	12,603	48	3,667	477	38,682	493	611
2 cows	467		934		439,355		254	17	5,504	220	39,868	59	5,891	408	45,930	443	1,056
3 cows	198		594		259,095		140	14	8,005	124	32,801	27	3,891	170	20,678	191	673
4 cows	129	833	516	4,104	229,073	1,557,430	108	7	9,760	100	35,650	14	1,964	108	14,558	129	609
5 to 9 cows	275		1,704		759,090		259	42	106,884	221	113,157	33	7,598	230	32,665	264	1,753
10 to 14 cows	49	99	540	1,202	269,445	471,109	49	22	106,419	32	33,048	4	825	33	4,508	48	575
15 to 19 cows	7		113		57,105		7	5	43,930	2	2,540	———	———	4	195	7	120
20 cows and over	11	14	305	325	176,815	134,972	11	11	161,478	———	———	1	900	5	1,850	11	345
Pike																	
Total	1,865	2,021	5,945	7,379	2,140,221	3,128,594	916	167	624,222	708	168,986	95	14,998	1,507	123,774	1,846	6,657
None	xxx	xxx	xxx	xxx	xxx	xxx	xxx	xxx	xxx	xxx	xxx	xxx	xxx	xxx	xxx	41	118
1 cow	620	990	620	1,488	238,283	641,430	135	15	2,175	97	6,921	29	1,455	487	29,565	583	822
2 cows	507		1,014		344,727		220	16	5,681	186	21,408	35	2,750	436	33,195	495	1,142
3 cows	243		729		216,401		148	13	8,881	131	22,124	14	1,402	208	19,007	236	806
4 cows	149	921	596	4,363	177,662	1,801,057	110	16	14,455	95	21,301	3	806	122	10,602	148	602
5 to 9 cows	256		1,564		493,334		213	48	118,295	165	59,024	10	2,031	202	20,651	253	1,597
10 to 14 cows	53	91	614	1,097	240,619	519,683	53	28	119,539	28	30,290	1	810	32	3,556	53	662
15 to 19 cows	17		279		120,557		17	13	100,243	5	3,618	1	120	11	914	17	285
20 to 29 cows	15	18	340	397	195,238	153,924	15	13	160,453	1	4,300	2	5,624	8	6,134	15	390
30 cows and over	5	1	189	34	113,400	12,500	5	5	94,500	———	———	———	———	1	150	5	233
Platte																	
Total	1,579	1,522	4,048	4,888	1,954,754	2,305,741	684	136	337,527	513	166,035	106	18,127	1,365	128,194	1,548	4,953
None	xxx	xxx	xxx	xxx	xxx	xxx	xxx	xxx	xxx	xxx	xxx	xxx	xxx	xxx	xxx	26	71
1 cow	579	849	579	1,279	292,484	648,527	84	17	2,519	48	5,699	23	1,734	499	35,490	542	891
2 cows	498		996		455,005		219	28	17,136	165	27,991	40	4,411	444	41,640	484	1,310
3 cows	212		636		284,414		128	22	15,220	108	30,955	15	2,355	194	19,720	209	779
4 cows	113	612	452	2,720	207,412	1,139,545	93	16	18,593	79	31,384	12	2,327	100	10,969	112	528
5 to 9 cows	145		891		412,099		128	34	91,942	96	52,363	14	7,050	107	18,077	144	909
10 to 14 cows	18	51	200	624	106,535	344,510	18	6	26,660	13	11,910	2	250	14	1,538	18	186
15 to 19 cows	5		81		57,815		5	4	37,375	2	4,588	———	———	4	450	4	51
20 to 29 cows	9	8	213	182	138,990	122,050	9	9	128,062	2	1,145	———	———	3	310	9	228
30 to 49 cows	———	1	———	33	———	14,600	———	———	———	———	———	———	———	———	———	———	———
50 to 74 cows	———	1	———	50	———	36,509	———	———	———	———	———	———	———	———	———	———	———
Polk																	
Total	2,789	3,013	13,457	14,616	5,076,737	6,522,560	2,312	857	1,769,601	1,521	718,617	58	6,298	2,185	163,042	2,720	14,179
None	xxx	xxx	xxx	xxx	xxx	xxx	xxx	xxx	xxx	xxx	xxx	xxx	xxx	xxx	xxx	54	180
1 cow	470	915	470	1,370	193,565	615,368	166	40	10,494	119	11,343	18	1,209	382	24,070	425	769
2 cows	392		784		290,934		276	65	35,665	210	37,864	6	997	304	21,472	363	895
3 cows	346		1,038		385,338		322	103	85,734	224	60,290	8	913	275	19,471	331	1,106
4 cows	340	1,790	1,360	9,242	491,107	4,054,504	327	100	116,754	233	84,128	6	314	267	18,939	332	1,482
5 to 9 cows	981		6,323		2,332,827		963	377	809,598	617	365,440	16	1,215	775	58,296	963	6,390
10 to 14 cows	192	281	2,139	3,363	803,536	1,551,310	190	113	415,366	85	85,364	4	1,650	133	15,114	184	2,049
15 to 19 cows	41		667		262,613		41	25	145,433	19	26,397	———	———	26	3,231	41	611
20 to 29 cows	23	22	518	476	217,457	228,878	23	12	118,159	11	30,431	———	———	19	1,...4	23	530
30 to 49 cows	4	5	158	165	99,360	72,500	4	2	32,400	3	19,360	———	———	4	595	4	167
Pulaski																	
Total	1,338	1,308	4,497	5,523	1,597,335	2,096,414	818	66	80,111	755	304,333	40	5,215	1,135	113,857	1,290	4,796
None	xxx	xxx	xxx	xxx	xxx	xxx	xxx	xxx	xxx	xxx	xxx	xxx	xxx	xxx	xxx	41	108
1 cow	342	519	342	778	149,645	324,528	62	8	575	50	4,149	6	465	272	22,474	305	402
2 cows	336		672		236,980		178	11	3,242	164	24,771	13	1,029	296	26,994	314	728
3 cows	193		579		197,580		140	12	5,312	152	33,081	7	580	169	17,719	185	634
4 cows	142	681	568	3,319	197,922	1,244,119	124	11	12,135	114	39,703	5	346	118	12,934	132	563
5 to 9 cows	272		1,676		570,695		261	18	30,997	245	140,229	6	1,645	233	27,591	263	1,674
10 to 14 cows	45	96	500	1,158	185,535	422,727	45	4	15,350	43	48,240	3	1,150	42	5,645	44	503
15 to 19 cows	4		64		24,675		4	———	———	4	7,000	———	———	2	250	4	73
20 to 29 cows	4	12	96	268	36,525	105,040	4	2	14,500	3	7,160	———	———	3	450	4	111
Putnam																	
Total	1,787	1,893	6,179	7,891	2,261,800	2,401,736	1,015	173	111,520	848	316,653	12	3,908	1,484	104,245	1,684	6,161
None	xxx	xxx	xxx	xxx	xxx	xxx	xxx	xxx	xxx	xxx	xxx	xxx	xxx	xxx	xxx	37	111
1 cow	411	745	411	1,171	178,120	419,809	87	19	3,470	46	4,469	4	246	331	17,529	333	471
2 cows	443		886		331,265		185	36	7,739	146	19,842	3	134	381	24,429	424	973
3 cows	264		792		286,652		183	28	8,321	156	33,151	1	250	222	16,150	245	786
4 cows	213	1,006	852	4,892	306,100	1,447,366	169	28	13,911	143	46,264	1	50	174	12,528	204	884
5 to 9 cows	396		2,470		844,753		353	51	41,372	307	150,826	2	728	333	26,961	383	2,266
10 to 14 cows	47	130	519	1,565	199,553	454,861	47	8	22,755	39	33,821	1	2,500	36	6,128	45	450
15 to 19 cows	9		151		69,485		9	2	9,000	8	17,505	———	———	6	395	9	125
20 cows and over	4	12	98	265	45,872	79,700	4	1	4,952	3	10,775	———	———	1	125	4	95

TABLE 19.—COWS MILKED AND MILK PRODUCED, 1939 AND 1929; DAIRY PRODUCTS SOLD AND BUTTER CHURNED, 1939; AND COWS KEPT FOR MILK APR. 1, 1940; BY NUMBER OF COWS MILKED, BY COUNTIES—Continued

(For explanation and definitions, see text)

STATE OR COUNTY AND NUMBER OF COWS MILKED	COWS MILKED				MILK PRODUCED (GALLONS)		DAIRY PRODUCTS SOLD, 1939							BUTTER CHURNED ON FARMS, 1939		COWS KEPT MAINLY FOR MILK PRODUCTION, APR. 1, 1940	
	Farms reporting		Number					Whole milk sold		Cream sold		Butter sold					
	1939	1929	1939	1929	1939	1929	Farms reporting	Farms reporting	Gallons	Farms reporting	Pounds of butterfat	Farms reporting	Pounds	Farms reporting	Pounds	Farms reporting	Number
MISSOURI—Contd.																	
Ralls																	
Total	1,429	1,500	6,722	7,779	2,737,314	3,257,851	881	215	885,257	683	345,314	39	17,516	1,092	102,309	1,386	7,311
None	xxx	xxx	xxx	xxx	xxx	xxx	xxx	xxx	xxx	xxx	xxx	xxx	xxx	xxx	xxx	37	135
1 cow	320	493	320	731	130,568	296,016	56	10	2,585	40	3,707	8	315	241	14,989	284	423
2 cows	294		588		211,246		120	8	3,310	106	18,456	6	877	240	19,929	274	655
3 cows	166		498		153,267		108	10	4,220	97	20,376	5	1,119	141	11,379	159	524
4 cows	144	811	576	4,136	190,525	1,639,066	110	18	19,959	94	28,042	4	500	117	9,758	135	570
5 to 9 cows	340		2,154		764,236		323	78	128,997	261	142,570	7	5,232	260	26,269	333	2,178
10 to 14 cows	94	159	1,052	1,971	492,591	854,062	93	38	164,941	58	76,216	7	9,034	61	15,988	93	1,066
15 to 19 cows	32		537		255,499		32	19	135,029	15	30,567	1	75	17	1,677	32	583
20 to 29 cows	24	28	537	618	304,420	314,992	24	19	200,525	10	22,920	1	364	13	2,114	24	570
30 to 49 cows	15	8	460	272	234,962	135,445	15	15	205,691	2	4,460	—	—	2	208	15	607
50 to 74 cows	—	1	—	51	—	18,250	—	—	—	—	—	—	—	—	—	—	—
Randolph																	
Total	1,694	1,908	6,174	8,337	2,135,473	3,558,241	901	220	596,022	665	225,743	94	24,979	1,363	136,559	1,630	6,409
None	xxx	xxx	xxx	xxx	xxx	xxx	xxx	xxx	xxx	xxx	xxx	xxx	xxx	xxx	xxx	55	147
1 cow	495	807	495	1,234	187,387	507,986	103	12	2,919	82	7,692	15	1,013	384	25,220	439	542
2 cows	389		778		238,142		159	21	7,161	129	20,063	24	2,347	341	29,704	365	801
3 cows	216		648		194,198		140	30	22,473	106	23,933	9	1,299	189	19,601	201	672
4 cows	170	926	680	4,612	197,123	1,858,110	123	19	22,110	104	27,453	13	1,343	143	14,070	160	651
5 to 9 cows	322		2,041		711,732		280	79	145,804	205	106,480	24	10,997	247	33,635	311	2,015
10 to 14 cows	65	155	735	1,947	268,872	915,035	59	27	125,552	32	26,347	6	2,388	44	7,191	62	743
15 to 19 cows	17		279		128,766		17	13	78,990	5	11,075	1	2,368	8	3,314	17	306
20 to 29 cows	16	12	360	275	144,878	134,460	16	15	127,213	2	2,700	2	3,224	6	3,699	16	372
30 to 49 cows	4	8	158	269	64,375	142,650	4	4	63,800	—	—	—	—	1	125	4	180
Ray																	
Total	2,163	2,343	6,722	7,707	2,709,542	3,129,578	1,237	184	458,461	1,001	286,856	128	16,731	1,755	163,527	2,179	7,719
None	xxx	xxx	xxx	xxx	xxx	xxx	xxx	xxx	xxx	xxx	xxx	xxx	xxx	xxx	xxx	37	83
1 cow	671	1,241	671	1,824	298,477	789,980	163	13	1,946	118	9,225	37	3,186	524	40,581	655	987
2 cows	542		1,084		429,657		263	18	6,381	230	33,001	32	2,548	450	41,318	540	1,351
3 cows	326		978		385,362		250	23	18,145	220	52,543	22	3,065	281	27,024	324	1,075
4 cows	214	1,005	856	4,543	319,432	1,738,102	176	22	22,761	155	44,916	12	2,022	184	18,281	213	916
5 to 9 cows	339		2,078		802,751		317	77	156,028	238	100,196	22	4,922	265	29,858	339	2,141
10 to 14 cows	49	82	549	948	203,136	419,766	47	19	69,635	28	26,920	2	970	37	4,458	49	677
15 to 19 cows	11		181		61,297		10	6	36,690	5	4,940	1	18	7	1,038	11	145
20 to 29 cows	6	9	133	207	72,500	90,055	6	2	19,500	5	12,415	—	—	5	815	6	125
30 cows and over	5	6	192	185	138,900	91,675	5	4	127,375	2	2,700	—	—	2	154	5	221
Reynolds																	
Total	1,042	1,107	2,529	3,247	632,353	817,829	176	29	14,868	83	34,730	87	9,691	965	107,770	984	2,734
None	xxx	xxx	xxx	xxx	xxx	xxx	xxx	xxx	xxx	xxx	xxx	xxx	xxx	xxx	xxx	29	70
1 cow	346	607	346	892	124,943	252,433	30	12	1,699	3	304	23	1,521	306	24,768	314	452
2 cows	352		704		174,961		39	5	1,490	16	2,668	20	1,523	335	33,633	328	799
3 cows	160		480		103,585		25	2	510	13	2,107	14	968	155	19,019	148	532
4 cows	87	478	348	2,094	67,650	507,385	23	—	—	12	2,836	11	1,925	85	13,319	76	325
5 to 9 cows	86		518		120,167		48	9	5,792	32	18,068	16	2,410	75	13,308	79	451
10 cows and over	11	22	133	261	41,047	78,011	11	1	5,377	7	8,747	3	1,344	9	3,723	10	105
Ripley																	
Total	1,618	1,345	4,792	4,073	1,698,962	1,632,510	684	24	25,803	647	209,548	38	5,103	1,454	142,912	1,573	5,199
None	xxx	xxx	xxx	xxx	xxx	xxx	xxx	xxx	xxx	xxx	xxx	xxx	xxx	xxx	xxx	64	145
1 cow	481	739	481	1,106	195,783	500,687	49	3	300	41	3,837	8	406	451	31,335	430	569
2 cows	431		862		318,997		146	4	838	136	16,939	11	685	401	38,835	405	951
3 cows	238		714		242,791		109	3	2,120	103	19,377	4	406	218	24,046	221	729
4 cows	171	577	684	2,599	240,679	968,283	121	1	940	117	34,957	5	482	149	15,782	165	684
5 to 9 cows	256		1,565		531,412		218	8	5,370	210	103,034	8	1,958	220	27,688	247	1,618
10 to 14 cows	34	28	374	336	128,055	134,540	34	3	6,935	34	26,224	1	416	29	3,947	34	410
15 to 19 cows	7		112		41,245		7	2	9,300	8	5,180	1	750	6	1,279	7	113
20 to 29 cows	—	—	—	—	—	—	—	—	—	—	—	—	—	—	—	—	—
30 to 49 cows	—	1	—	32	—	29,000	—	—	—	—	—	—	—	—	—	—	—
St. Charles																	
Total	1,845	1,815	7,172	7,109	3,373,528	3,644,862	1,303	242	1,016,469	863	373,403	314	90,517	1,402	204,654	1,814	7,783
None	xxx	xxx	xxx	xxx	xxx	xxx	xxx	xxx	xxx	xxx	xxx	xxx	xxx	xxx	xxx	31	73
1 cow	385	677	385	1,051	176,386	520,796	107	15	3,314	48	5,917	48	4,104	282	22,943	359	512
2 cows	443		886		360,342		259	41	16,854	154	31,887	88	10,589	334	34,314	419	984
3 cows	278		834		337,204		235	19	10,878	185	52,694	48	12,035	235	32,005	272	877
4 cows	223	1,058	892	5,049	356,399	2,508,562	200	15	14,302	154	68,396	43	11,753	191	29,534	221	965
5 to 9 cows	412		2,516		1,176,857		398	69	210,534	298	183,276	82	47,698	320	77,177	408	2,658
10 to 14 cows	61	78	682	965	379,086	585,504	61	44	271,719	18	21,423	3	4,100	27	7,366	61	682
15 to 19 cows	17		276		155,933		17	15	133,438	5	3,485	1	250	5	706	17	286
20 to 29 cows	17	2	379	44	234,905	32,000	17	15	177,244	2	6,500	—	—	6	359	17	450
30 cows and over	9	—	322	—	196,616	—	9	9	178,186	1	1,825	1	10	2	250	9	316
St. Clair																	
Total	1,995	2,159	7,200	8,182	2,468,447	3,241,978	1,323	115	147,460	1,188	446,652	79	7,341	1,604	132,353	1,978	8,133
None	xxx	xxx	xxx	xxx	xxx	xxx	xxx	xxx	xxx	xxx	xxx	xxx	xxx	xxx	xxx	61	115
1 cow	435	890	435	1,392	173,897	553,129	95	13	1,550	78	6,725	16	642	345	22,273	407	629
2 cows	454		908		296,228		250	17	4,603	220	34,009	22	2,121	352	28,342	451	1,112
3 cows	286		858		287,025		224	13	6,435	206	52,855	12	703	256	18,390	275	1,016
4 cows	234	1,166	936	5,549	309,366	2,186,103	204	10	8,795	191	62,965	10	670	192	16,616	228	1,015
5 to 9 cows	509		3,121		1,004,255		473	48	53,447	427	217,547	19	3,205	413	38,928	501	3,283
10 to 14 cows	64	103	723	1,241	287,076	502,746	64	9	33,590	57	57,471	—	—	58	6,482	63	745
15 cows and over	13		219		110,600		13	5	39,040	9	15,080	—	—	10	1,522	12	220

TABLE 19.—COWS MILKED AND MILK PRODUCED, 1939 AND 1929; DAIRY PRODUCTS SOLD AND BUTTER CHURNED, 1939; AND COWS KEPT FOR MILK APR. 1, 1940; BY NUMBER OF COWS MILKED, BY COUNTIES—Continued

(For explanation and definitions, see text)

STATE OR COUNTY AND NUMBER OF COWS MILKED	COWS MILKED				MILK PRODUCED (GALLONS)		DAIRY PRODUCTS SOLD, 1939							BUTTER CHURNED ON FARMS, 1939		COWS KEPT MAINLY FOR MILK PRODUCTION, APR. 1, 1940	
	Farms reporting		Number					Whole milk sold		Cream sold		Butter sold					
	1939	1929	1939	1929	1939	1929	Farms reporting	Farms reporting	Gallons	Farms reporting	Pounds of butterfat	Farms reporting	Pounds	Farms reporting	Pounds	Farms reporting	Number
MISSOURI—Contd.																	
St. Francois																	
Total	1,097	1,144	3,493	4,391	1,442,155	2,280,182	408	215	648,278	155	82,951	91	24,100	628	80,822	1,018	3,758
None	xxx	xxx	xxx	xxx	xxx	xxx	xxx	xxx	xxx	xxx	xxx	xxx	xxx	xxx	xxx	28	74
1 cow	458	578	458	850	189,098	418,191	49	19	8,017	16	2,002	22	1,864	298	26,175	400	608
2 cows	245		490		161,744		54	16	5,827	20	3,461	23	2,375	167	18,675	221	525
3 cows	103		309		103,139		56	23	21,218	23	8,632	15	2,632	58	7,679	95	323
4 cows	75	482	300	2,349	99,257	1,110,547	51	21	25,845	29	10,079	9	2,247	40	6,487	70	328
5 to 9 cows	154		963		391,930		138	83	204,330	56	38,647	19	9,018	54	13,976	144	960
10 to 14 cows	45	75	501	934	242,795	567,521	43	35	175,896	6	7,630	5	5,966	9	7,330	43	498
15 to 19 cows	12		198		88,692		12	11	73,852	2	2,480	—	—	2	300	12	197
20 to 29 cows	1	6	22	124	11,000	83,035	1	1	10,000	—	—	—	—	—	—	1	18
30 to 49 cows	1	2	50	64	12,000	56,203	1	1	11,000	—	—	—	—	—	—	1	30
50 cows and over	3	1	221	70	142,504	44,865	3	3	112,293	1	10,000	—	—	—	—	3	197
St. Louis																	
Total	1,923	1,812	5,818	5,208	3,265,635	3,128,866	1,043	422	1,572,637	242	93,042	570	156,337	1,347	271,056	1,912	6,148
None	xxx	xxx	xxx	xxx	xxx	xxx	xxx	xxx	xxx	xxx	xxx	xxx	xxx	xxx	xxx	49	98
1 cow	961	1,262	961	1,664	497,667	837,755	284	95	18,925	25	2,381	191	15,084	702	69,823	921	1,068
2 cows	437		874		383,276		280	89	34,644	66	13,390	163	25,550	324	55,759	429	948
3 cows	183		549		252,346		152	52	36,009	53	13,216	80	20,084	125	32,657	180	594
4 cows	104	491	416	2,118	192,459	1,220,310	94	44	49,944	27	11,942	49	18,894	72	25,052	103	438
5 to 9 cows	155		923		490,559		150	69	182,651	54	32,203	65	40,684	94	49,567	148	925
10 to 14 cows	30	35	351	452	178,471	326,934	30	25	110,429	5	2,807	11	9,137	16	9,868	29	308
15 to 19 cows	18		303		233,662		18	15	182,560	3	2,995	3	8,087	5	8,849	18	317
20 to 29 cows	13	7	302	173	235,742	143,960	13	12	192,784	3	4,348	4	9,585	5	10,157	13	305
30 to 49 cows	17	12	684	409	480,053	308,376	17	16	445,191	4	2,825	4	9,252	4	9,324	17	645
50 cows and over	5	5	475	392	341,400	291,551	5	5	319,500	2	6,935	—	—	—	—	5	502
St. Louis City																	
Total	17	3	21	21	9,525	16,465	3	3	1,150	—	—	1	15	8	455	17	22
None	xxx	xxx	xxx	xxx	xxx	xxx	xxx	xxx	xxx	xxx	xxx	xxx	xxx	xxx	xxx	—	—
1 cow	14	3	14	21	6,925	16,465	2	2	550	—	—	—	—	7	440	14	14
2 cows and over	3		7		2,600		1	1	600	—	—	1	15	1	15	3	8
Ste. Genevieve																	
Total	903	959	2,372	2,877	841,432	858,925	400	79	122,094	266	82,254	137	14,917	738	54,972	860	2,520
None	xxx	xxx	xxx	xxx	xxx	xxx	xxx	xxx	xxx	xxx	xxx	xxx	xxx	xxx	xxx	16	35
1 cow	353	504	353	760	134,023	231,786	54	12	1,289	25	2,166	28	1,106	283	14,266	321	367
2 cows	239		478		155,501		104	13	3,383	66	9,689	43	2,183	202	13,598	234	492
3 cows	115		345		109,408		74	16	4,937	52	11,850	20	1,553	97	6,896	109	334
4 cows	70	441	280	1,960	89,375	559,144	53	8	10,130	39	9,928	19	1,487	58	5,228	64	248
5 to 9 cows	107		652		224,770		96	20	41,655	70	38,996	22	5,258	84	9,883	98	593
10 to 14 cows	16	14	182	157	80,955	67,995	16	7	27,600	12	8,257	4	3,180	11	3,919	15	171
15 to 19 cows	—		—		—		—	—	—	—	—	—	—	—	—	—	—
20 cows and over	3	—	82	—	47,400	—	3	3	33,100	2	1,348	1	150	3	1,182	3	80
Saline																	
Total	2,265	2,454	7,935	11,076	3,105,187	4,224,912	1,397	222	462,942	1,176	406,084	77	10,109	1,415	121,949	2,268	9,338
None	xxx	xxx	xxx	xxx	xxx	xxx	xxx	xxx	xxx	xxx	xxx	xxx	xxx	xxx	xxx	71	187
1 cow	506	886	506	1,569	215,625	569,563	127	14	4,370	100	9,547	16	1,552	321	21,588	480	820
2 cows	574		1,148		409,536		284	22	13,729	243	37,309	27	2,521	398	32,253	555	1,417
3 cows	352		1,056		371,675		250	34	18,678	223	47,332	10	1,271	250	20,966	343	1,259
4 cows	271	1,337	1,084	6,641	402,154	2,459,350	221	35	55,641	191	63,621	11	738	164	14,860	264	1,247
5 to 9 cows	472		2,915		1,154,162		425	76	133,502	363	195,698	11	2,547	244	27,179	467	3,153
10 to 14 cows	69	211	768	2,579	321,852	978,320	89	26	79,477	49	44,677	2	1,680	30	3,987	68	780
15 to 19 cows	11		185		93,075		11	7	52,355	5	6,500	—	—	3	290	11	184
20 to 29 cows	6	17	122	375	51,250	144,268	6	4	40,910	2	1,400	—	—	3	516	5	103
30 cows and over	4	3	155	112	85,900	73,451	4	4	84,300	—	—	—	—	2	310	4	178
Schuyler																	
Total	1,079	1,080	4,863	5,296	1,790,785	1,821,324	800	58	86,184	763	401,224	9	842	973	77,990	1,029	5,151
None	xxx	xxx	xxx	xxx	xxx	xxx	xxx	xxx	xxx	xxx	xxx	xxx	xxx	xxx	xxx	27	112
1 cow	145	287	145	449	57,622	152,242	24	2	300	22	2,384	1	50	120	6,520	123	238
2 cows	221		442		156,787		112	8	3,524	104	17,421	2	125	191	12,965	207	490
3 cows	142		426		159,009		118	10	5,456	111	29,128	1	58	130	10,206	154	445
4 cows	149	683	596	3,473	214,919	1,156,535	140	3	3,892	157	51,291	1	200	136	11,398	139	625
5 to 9 cows	332		2,109		754,551		316	17	25,220	306	181,556	4	409	314	29,420	313	2,060
10 to 14 cows	67	103	749	1,220	284,662	449,567	67	14	39,252	60	66,686	—	—	60	5,592	63	732
15 to 19 cows	18		291		139,255		18	2	8,760	18	59,168	—	—	17	1,650	18	357
20 to 29 cows	5	7	105	154	44,000	62,980	5	—	—	5	13,610	—	—	5	439	5	92
Scotland																	
Total	1,388	1,523	5,667	6,314	2,160,048	2,223,696	1,018	254	339,547	776	340,589	15	1,231	889	63,928	1,393	6,125
None	xxx	xxx	xxx	xxx	xxx	xxx	xxx	xxx	xxx	xxx	xxx	xxx	xxx	xxx	xxx	66	138
1 cow	235	537	235	857	107,248	323,084	49	14	3,000	38	4,457	1	32	138	8,523	210	370
2 cows	285		570		221,772		174	39	16,373	156	22,332	2	92	186	12,162	273	679
3 cows	208		624		215,067		170	43	29,316	126	30,152	2	235	126	8,874	202	723
4 cows	182	893	728	4,320	281,805	1,550,042	166	40	39,801	127	42,470	2	120	118	9,162	175	751
5 to 9 cows	398		2,524		962,414		379	85	124,807	300	187,768	7	700	280	22,121	368	2,520
10 to 14 cows	65	91	726	1,097	284,052	331,070	65	23	77,050	44	47,177	1	52	35	2,936	65	712
15 to 19 cows	11		177		56,170		11	6	22,900	5	6,253	—	—	5	298	10	170
20 to 29 cows	4	1	83	20	31,520	3,500	4	4	26,300	—	—	—	—	1	52	4	62
30 to 49 cows	—	1	—	40	—	16,000	—	—	—	—	—	—	—	—	—	—	—

TABLE 19.—COWS MILKED AND MILK PRODUCED, 1939 AND 1929; DAIRY PRODUCTS SOLD AND BUTTER CHURNED, 1939; AND COWS KEPT FOR MILK APR. 1, 1940; BY NUMBER OF COWS MILKED, BY COUNTIES—Continued

(For explanation and definitions, see text)

STATE OR COUNTY AND NUMBER OF COWS MILKED	COWS MILKED				MILK PRODUCED (GALLONS)		DAIRY PRODUCTS SOLD, 1939							BUTTER CHURNED ON FARMS, 1939		COWS KEPT MAINLY FOR MILK PRODUCTION, APR. 1, 1940	
	Farms reporting		Number					Whole milk sold		Cream sold		Butter sold					
	1939	1929	1939	1929	1939	1929	Farms reporting	Farms reporting	Gallons	Farms reporting	Pounds of butterfat	Farms reporting	Pounds	Farms reporting	Pounds	Farms reporting	Number
MISSOURI—Contd.																	
Scott																	
Total	1,301	1,079	3,586	2,938	1,625,063	1,291,029	607	101	316,974	464	187,033	86	11,272	788	79,002	1,303	4,195
None	xxx	xxx	xxx	xxx	xxx	xxx	xxx	xxx	xxx	xxx	xxx	xxx	xxx	xxx	xxx	55	107
1 cow	529	688	529	951	252,593	487,169	69	10	1,101	36	3,699	29	2,444	329	29,366	489	731
2 cows	316		632		278,029		139	15	6,225	108	21,473	24	1,983	201	20,967	309	783
3 cows	155		465		190,918		117	13	7,567	97	31,196	14	2,234	99	11,778	154	555
4 cows	109	367	436	1,660	172,078	666,056	96	14	12,064	81	32,176	8	1,022	60	4,893	106	460
5 to 9 cows	153		949		401,188		147	27	61,497	123	79,685	11	3,589	85	10,175	151	1,013
10 to 14 cows	27	21	305	245	151,057	92,904	27	13	88,760	14	12,971	-----	-------	13	1,811	27	284
15 to 19 cows	5		79		42,580		5	2	13,000	3	4,450	-----	-------	-----	-------	5	71
20 cows and over	7	3	191	82	136,640	44,900	7	7	126,760	2	1,383	-----	-------	1	12	7	191
Shannon																	
Total	1,409	1,206	4,195	4,329	1,306,659	1,499,932	528	143	158,793	370	129,359	64	8,300	1,277	129,716	1,329	4,426
None	xxx	xxx	xxx	xxx	xxx	xxx	xxx	xxx	xxx	xxx	xxx	xxx	xxx	xxx	xxx	38	61
1 cow	393	567	393	875	158,059	334,983	49	16	2,824	21	1,425	17	1,251	340	28,737	347	600
2 cows	411		822		253,618		108	18	7,378	81	11,637	14	824	384	37,876	387	963
3 cows	191		573		168,152		79	17	9,449	61	11,603	11	1,962	181	20,974	181	615
4 cows	161	586	644	2,756	173,363	915,039	80	26	29,731	54	17,058	8	1,477	146	16,481	142	586
5 to 9 cows	219		1,348		404,762		178	52	70,511	131	63,115	10	1,976	196	21,842	202	1,243
10 to 14 cows	28	53	309	698	109,505	249,910	28	10	28,150	18	18,185	3	610	25	2,904	26	247
15 cows and over	6		106		39,200		6	4	10,750	4	6,336	1	200	5	902	6	111
Shelby																	
Total	1,616	1,791	4,439	5,403	1,545,018	1,986,015	968	123	249,732	861	181,408	34	6,066	1,337	100,096	1,531	4,878
None	xxx	xxx	xxx	xxx	xxx	xxx	xxx	xxx	xxx	xxx	xxx	xxx	xxx	xxx	xxx	35	94
1 cow	515	960	515	1,474	203,767	591,164	173	14	1,126	157	10,725	10	469	410	24,092	462	773
2 cows	465		930		296,619		255	17	4,376	237	26,801	12	1,100	397	28,191	432	1,088
3 cows	251		753		227,889		189	17	13,032	174	28,773	3	325	219	16,871	231	735
4 cows	145	796	580	3,526	173,907	1,251,013	121	12	10,478	112	27,661	1	50	117	9,404	139	567
5 to 9 cows	212		1,276		428,569		202	48	95,393	167	71,544	5	1,262	175	15,819	204	1,234
10 to 14 cows	18	34	196	382	94,777	139,958	18	8	35,827	11	9,777	3	2,860	16	5,099	18	181
15 to 19 cows	7		110		58,840		7	4	36,500	3	6,127	-----	-------	2	500	7	129
20 to 29 cows	3	1	79	21	60,650	3,900	3	3	53,000	-----	-------	-----	-------	1	120	3	75
Stoddard																	
Total	3,030	2,714	8,112	7,993	3,003,933	3,148,951	1,702	295	291,804	1,408	453,517	96	18,582	2,134	182,236	3,105	9,008
None	xxx	xxx	xxx	xxx	xxx	xxx	xxx	xxx	xxx	xxx	xxx	xxx	xxx	xxx	xxx	157	323
1 cow	1,113	1,571	1,113	2,183	438,090	899,534	246	80	18,066	147	12,228	28	2,401	806	80,978	1,080	1,367
2 cows	755		1,510		543,790		424	63	32,097	357	58,438	19	2,150	517	42,529	736	1,710
3 cows	417		1,251		449,963		343	53	30,112	293	77,587	23	2,965	271	22,469	411	1,324
4 cows	295	1,068	1,180	4,862	430,797	1,872,453	259	30	23,084	229	88,016	10	1,941	217	17,967	292	1,193
5 to 9 cows	410		2,459		852,999		390	49	65,051	351	186,703	11	1,965	292	28,149	409	2,493
10 to 14 cows	28	70	308	831	128,900	324,264	28	12	23,300	24	20,955	-----	-------	20	1,750	28	309
15 to 19 cows	6		96		45,950		6	4	23,250	4	5,710	1	900	6	1,594	6	95
20 to 29 cows	3	5	60	117	35,200	52,700	3	1	18,650	2	3,760	2	3,500	3	3,800	3	69
30 cows and over	3	-----	135	-----	78,244	----------	3	3	58,194	1	120	2	2,760	2	3,000	3	125
Stone																	
Total	1,672	1,667	7,302	7,038	2,374,093	3,381,804	1,214	590	878,495	632	272,174	45	4,979	1,019	85,122	1,688	8,455
None	xxx	xxx	xxx	xxx	xxx	xxx	xxx	xxx	xxx	xxx	xxx	xxx	xxx	xxx	xxx	56	198
1 cow	294	680	294	1,017	105,251	528,620	44	6	1,256	34	3,960	6	556	141	9,987	273	420
2 cows	297		594		187,852		160	50	19,207	102	15,345	13	1,235	168	14,668	291	803
3 cows	216		648		216,265		182	71	53,051	110	27,800	4	504	134	11,388	211	729
4 cows	213	858	852	4,264	254,826	2,120,163	192	96	89,384	98	31,400	5	896	141	13,069	211	924
5 to 9 cows	529		3,409		1,112,819		513	281	455,195	245	139,343	17	1,788	357	29,296	524	3,796
10 to 14 cows	103	129	1,162	1,757	389,345	733,021	103	70	189,952	38	39,875	-----	-------	68	5,649	102	1,214
15 cows and over	20		343		127,735		20	16	70,450	7	14,451	-----	-------	10	1,065	20	371
Sullivan																	
Total	2,204	2,412	9,251	9,762	3,063,069	3,132,732	1,734	145	223,512	1,608	665,886	61	6,170	1,858	135,027	2,196	10,180
None	xxx	xxx	xxx	xxx	xxx	xxx	xxx	xxx	xxx	xxx	xxx	xxx	xxx	xxx	xxx	73	320
1 cow	337	961	337	1,502	132,215	542,481	117	8	2,495	102	11,039	10	478	257	14,477	306	400
2 cows	411		822		295,250		278	18	6,360	258	48,035	12	677	358	25,368	390	973
3 cows	346		1,038		333,239		282	12	5,384	273	66,829	12	717	304	20,582	336	1,132
4 cows	302	1,301	1,208	6,260	399,010	1,995,188	273	13	9,048	263	91,899	5	306	264	18,592	296	1,255
5 to 9 cows	674		4,148		1,324,666		651	63	94,299	599	322,771	18	3,034	589	45,517	661	4,411
10 to 14 cows	106	135	1,185	1,639	401,324	487,908	105	20	60,426	95	94,061	4	958	88	8,502	108	1,129
15 to 19 cows	16		258		82,450		16	7	22,000	10	13,825	-----	-------	11	967	16	299
20 to 29 cows	12	12	255	270	94,915	80,010	12	4	23,500	8	19,627	-----	-------	7	1,242	12	261
30 to 49 cows	-----	3	-----	91	----------	27,165	-----	-----	----------	-----	----------	-----	-------	-----	-------	-----	-------
Taney																	
Total	1,280	1,071	4,936	4,867	1,467,612	1,826,876	706	198	285,534	514	158,732	31	3,426	903	99,730	1,201	5,177
None	xxx	xxx	xxx	xxx	xxx	xxx	xxx	xxx	xxx	xxx	xxx	xxx	xxx	xxx	xxx	33	80
1 cow	284	429	284	651	112,655	303,878	35	5	826	22	1,236	8	415	182	14,756	250	370
2 cows	286		572		166,540		103	13	3,904	88	8,851	5	630	190	18,854	255	653
3 cows	179		537		140,758		113	23	9,151	93	13,751	4	185	134	15,215	186	805
4 cows	136	554	544	2,818	159,395	1,102,410	103	27	16,530	77	21,556	7	702	101	12,127	126	573
5 to 9 cows	328		2,061		595,887		286	102	117,318	191	78,379	6	1,294	248	30,850	308	2,083
10 to 14 cows	49	79	534	978	141,152	329,315	48	18	40,005	32	20,953	1	200	37	5,827	46	492
15 to 19 cows	8		127		27,715		8	3	7,670	5	4,980	-----	-------	3	620	8	114
20 to 29 cows	6	7	124	155	32,430	68,323	6	3	13,855	3	4,166	-----	-------	6	1,176	6	99
30 to 49 cows	4	2	153	65	91,100	22,950	4	4	76,275	3	4,880	-----	-------	2	305	3	108

TABLE 19.—COWS MILKED AND MILK PRODUCED, 1939 AND 1929; DAIRY PRODUCTS SOLD AND BUTTER CHURNED, 1939; AND COWS KEPT FOR MILK APR. 1, 1940; BY NUMBER OF COWS MILKED, BY COUNTIES—Continued

(For explanation and definitions, see text)

STATE OR COUNTY AND NUMBER OF COWS MILKED	COWS MILKED				MILK PRODUCED (GALLONS)		DAIRY PRODUCTS SOLD, 1939							BUTTER CHURNED ON FARMS, 1939		COWS KEPT MAINLY FOR MILK PRODUCTION, APR. 1, 1940	
	Farms reporting		Number					Whole milk sold		Cream sold		Butter sold					
	1939	1929	1939	1929	1939	1929	Farms reporting	Farms reporting	Gallons	Farms reporting	Pounds of butterfat	Farms reporting	Pounds	Farms reporting	Pounds	Farms reporting	Number
MISSOURI—Contd.																	
Texas																	
Total	2,864	3,002	12,468	12,068	5,184,173	5,245,253	1,922	806	2,339,384	1,160	469,758	73	7,239	2,042	187,232	2,752	13,138
None	xxx	xxx	xxx	xxx	xxx	xxx	xxx	xxx	xxx	xxx	xxx	xxx	xxx	xxx	xxx	108	375
1 cow	628	1,226	628	1,775	258,528	798,542	128	13	2,592	105	8,033	16	739	457	29,273	547	771
2 cows	543		1,086		370,156		276	46	20,742	227	31,420	22	1,483	435	34,594	500	1,154
3 cows	338		1,008		353,044		258	75	62,616	184	40,295	12	913	265	22,402	312	1,086
4 cows	300	1,556	1,200	7,526	442,729	3,190,798	245	97	131,099	150	48,904	7	594	207	19,097	280	1,268
5 to 9 cows	818		5,273		2,131,983		777	393	935,513	428	253,755	11	2,152	550	47,853	774	5,299
10 to 14 cows	166	204	1,867	2,408	851,790	1,084,451	165	116	518,592	57	73,834	4	358	92	8,711	160	1,815
15 to 19 cows	52		858		427,730		52	46	360,587	8	10,517	1	1,000	29	4,487	50	824
20 to 29 cows	16	15	355	329	192,726	157,062	16	15	172,866	1	3,000	-----	-------	6	659	16	373
30 to 49 cows	5	1	193	30	137,487	14,400	5	5	134,777	------	-------	-----	-------	1	156	5	173
Vernon																	
Total	2,667	2,785	10,159	11,298	3,755,081	4,503,114	1,830	378	889,838	1,458	497,482	84	8,054	1,690	133,415	2,646	11,574
None	xxx	xxx	xxx	xxx	xxx	xxx	xxx	xxx	xxx	xxx	xxx	xxx	xxx	xxx	xxx	86	230
1 cow	679	1,125	679	1,711	282,472	683,127	175	13	1,734	149	13,867	21	1,065	389	24,338	628	1,004
2 cows	543		1,086		389,901		347	30	13,097	301	45,006	28	2,508	385	28,542	527	1,381
3 cows	358		1,074		373,897		279	33	23,277	245	54,003	10	974	249	20,824	351	1,220
4 cows	289	1,469	1,156	7,005	372,904	2,674,665	260	51	50,439	213	60,824	6	458	184	14,881	277	1,266
5 to 9 cows	650		4,126		1,414,127		621	182	313,930	466	231,786	9	1,119	395	34,961	632	4,410
10 to 14 cows	114	173	1,265	2,107	507,446	932,688	114	43	153,251	74	74,953	8	1,618	73	7,789	111	1,254
15 to 19 cows	18		298		145,390		18	12	94,021	6	12,112	2	312	7	1,424	18	349
20 to 29 cows	12	13	262	283	121,996	99,801	12	10	98,141	3	4,907	-----	-------	7	556	12	244
30 cows and over	4	5	213	192	146,948	112,833	4	4	141,948	1	24	-----	-------	1	100	4	216
Warren																	
Total	1,066	1,072	3,450	3,875	1,284,781	1,334,964	667	104	201,358	513	152,817	141	14,387	952	89,427	1,005	3,729
None	xxx	xxx	xxx	xxx	xxx	xxx	xxx	xxx	xxx	xxx	xxx	xxx	xxx	xxx	xxx	12	21
1 cow	209	442	209	728	93,465	296,452	46	2	900	23	1,488	23	2,261	182	13,320	185	283
2 cows	310		620		235,022		164	10	3,840	125	22,518	45	2,921	284	24,383	282	679
3 cows	190		570		203,389		138	11	3,635	119	26,763	22	1,902	166	15,783	184	685
4 cows	150	596	600	2,758	201,165	908,827	122	17	12,519	98	35,027	24	2,169	137	14,304	138	618
5 to 9 cows	184		1,128		399,930		174	47	67,862	137	60,055	26	4,999	167	19,825	181	1,105
10 to 14 cows	15	34	173	389	71,950	129,685	15	10	41,730	10	5,566	1	135	12	1,446	15	190
15 to 19 cows	4		67		36,668		4	3	29,780	1	1,400	-----	-------	2	209	4	68
20 to 29 cows	4	------	83	------	43,192	----------	4	4	41,092	------	-------	-----	-------	2	157	4	80
Washington																	
Total	1,170	1,202	2,772	3,888	850,554	1,261,554	262	37	85,943	164	58,515	121	15,229	1,051	89,829	949	2,419
None	xxx	xxx	xxx	xxx	xxx	xxx	xxx	xxx	xxx	xxx	xxx	xxx	xxx	xxx	xxx	26	53
1 cow	452	649	452	970	165,190	328,455	38	6	265	10	1,189	27	1,165	386	22,162	352	420
2 cows	385		770		213,510		61	10	2,261	33	5,188	29	1,600	359	26,981	294	643
3 cows	150		450		116,083		50	5	595	26	4,580	31	3,237	141	14,893	125	416
4 cows	78	510	312	2,380	74,009	715,025	34	5	2,187	26	6,023	12	2,349	69	9,053	66	292
5 to 9 cows	90		546		159,492		64	4	2,650	58	25,566	21	6,150	83	14,124	72	398
10 to 14 cows	8	41	86	497	34,125	197,474	8	2	9,000	7	12,869	1	728	8	1,952	7	52
15 to 19 cows	4		69		38,800		4	3	25,800	3	2,100	-----	-------	3	256	4	58
20 cows and over	3	2	87	41	49,345	20,600	3	2	43,185	1	1,000	-----	-------	2	408	3	87
Wayne																	
Total	1,273	1,313	3,129	3,867	913,326	1,236,146	278	60	33,962	168	58,913	99	14,980	1,157	124,377	1,253	3,381
None	xxx	xxx	xxx	xxx	xxx	xxx	xxx	xxx	xxx	xxx	xxx	xxx	xxx	xxx	xxx	24	45
1 cow	450	708	450	1,054	158,472	369,299	33	10	1,061	5	520	25	1,671	412	30,272	423	531
2 cows	381		762		225,102		53	21	4,028	18	4,042	26	2,570	357	38,078	370	828
3 cows	200		600		158,299		54	8	1,579	40	9,240	15	1,750	185	21,677	195	658
4 cows	106	584	424	2,554	119,515	783,592	38	4	2,360	33	11,485	4	394	93	10,708	106	447
5 to 9 cows	122		726		197,928		84	10	9,724	65	29,361	23	4,478	99	16,960	121	723
10 cows and over	14	21	167	259	54,010	83,255	14	7	15,210	7	4,265	6	4,117	11	6,682	14	149
Webster																	
Total	2,512	2,566	16,400	16,478	7,606,645	8,178,086	2,229	1,147	3,707,075	1,137	1,067,218	9	2,778	1,339	92,186	2,506	17,918
None	xxx	xxx	xxx	xxx	xxx	xxx	xxx	xxx	xxx	xxx	xxx	xxx	xxx	xxx	xxx	84	446
1 cow	290	602	290	909	126,025	404,095	81	24	5,141	55	5,867	3	115	165	10,925	251	395
2 cows	250		500		201,342		207	60	35,164	149	33,097	-----	-------	132	8,688	234	616
3 cows	230		690		288,428		220	100	97,674	122	46,618	-----	-------	121	6,639	227	766
4 cows	239	1,458	956	8,039	425,282	3,953,513	231	109	166,306	129	71,626	-----	-------	122	7,444	231	1,085
5 to 9 cows	995		6,642		3,083,882		985	518	1,348,850	492	491,000	2	752	538	35,276	976	6,980
10 to 14 cows	360	429	4,073	5,341	1,884,688	2,654,159	359	228	1,072,963	141	236,429	4	1,911	184	16,483	356	4,257
15 to 19 cows	84		1,379		656,410		84	61	427,196	29	66,391	-----	-------	47	3,491	84	1,466
20 to 29 cows	50	54	1,145	1,204	545,718	651,091	50	37	344,333	16	51,900	-----	-------	24	2,260	49	1,187
30 to 49 cows	11	16	395	539	177,870	291,980	11	8	112,948	5	19,290	-----	-------	5	824	11	395
50 cows and over	3	7	330	446	217,000	225,250	3	2	96,500	1	45,000	-----	-------	1	156	3	325

TABLE 19.—COWS MILKED AND MILK PRODUCED, 1939 AND 1929; DAIRY PRODUCTS SOLD AND BUTTER CHURNED, 1939; AND COWS KEPT FOR MILK APR. 1, 1940; BY NUMBER OF COWS MILKED, BY COUNTIES—Continued

(For explanation and definitions, see text)

STATE OR COUNTY AND NUMBER OF COWS MILKED	COWS MILKED				MILK PRODUCED (GALLONS)		DAIRY PRODUCTS SOLD, 1939							BUTTER CHURNED ON FARMS, 1939		COWS KEPT MAINLY FOR MILK PRODUCTION, APR. 1, 1940	
	Farms reporting		Number					Whole milk sold		Cream sold		Butter sold					
	1939	1929	1939	1929	1939	1929	Farms reporting	Farms reporting	Gallons	Farms reporting	Pounds of butterfat	Farms reporting	Pounds	Farms reporting	Pounds	Farms reporting	Number
MISSOURI—Contd.																	
Worth																	
Total	1,014	1,118	4,372	4,738	1,651,847	1,720,191	826	37	65,892	805	344,048	7	1,494	872	70,511	1,020	4,943
None	xxx	xxx	xxx	xxx	xxx	xxx	xxx	xxx	xxx	xxx	xxx	xxx	xxx	xxx	xxx	29	72
1 cow	124	377	124	590	47,411	249,125	32	2	1,400	51	2,708	———	———	107	6,046	115	187
2 cows	175		350		130,719		115	8	2,381	110	17,572	1	416	148	10,690	169	471
3 cows	168		504		185,185		143	4	769	142	35,882	4	503	145	10,545	163	592
4 cows	150	676	600	3,323	237,700	1,171,706	145	5	7,432	143	52,112	———	———	132	11,180	148	650
5 to 9 cows	341		2,144		795,309		335	12	21,085	326	178,545	2	575	296	27,531	341	2,311
10 to 14 cows	51	65	548	825	208,231	299,360	51	5	12,575	49	47,795	———	———	41	4,085	50	555
15 cows and over	5		102		47,292		5	1	18,250	4	9,454	———	———	3	434	5	105
Wright																	
Total	2,577	2,497	12,061	12,435	4,646,577	5,052,143	2,014	1,145	2,249,552	912	425,540	37	4,774	1,686	129,451	2,592	13,076
None	xxx	xxx	xxx	xxx	xxx	xxx	xxx	xxx	xxx	xxx	xxx	xxx	xxx	xxx	xxx	85	323
1 cow	476	832	476	1,252	194,958	512,170	104	41	11,790	57	4,505	8	795	332	23,659	455	708
2 cows	395		790		289,738		266	130	72,715	134	22,219	9	888	242	18,837	378	917
3 cows	318		954		357,487		261	136	118,171	149	42,558	6	526	192	13,672	309	1,115
4 cows	271	1,365	1,084	7,135	396,262	2,875,570	256	132	147,394	129	46,107	4	555	180	12,255	263	1,164
5 to 9 cows	864		5,471		2,093,675		854	515	1,009,696	368	219,942	8	1,790	579	46,643	850	5,681
10 to 14 cows	194	271	2,158	3,316	845,641	1,314,542	194	142	541,105	61	65,726	1	150	129	11,003	193	2,091
15 to 19 cows	39		622		260,401		39	29	163,296	11	21,425	1	70	21	2,152	39	600
20 to 29 cows	16	21	373	456	150,440	192,477	16	16	135,390	1	783	———	———	9	845	16	371
30 to 49 cows	4	7	133	226	57,975	116,384	4	4	49,975	2	2,275	———	———	2	385	4	106
50 to 74 cows	———	1	———	50	———	21,000	———	———	———	———	———	———	———	———	———	———	———
MONTANA																	
Total	29,470	34,412	129,821	173,303	72,443,063	87,377,918	18,078	2,584	11,940,230	15,034	11,107,693	2,468	594,953	20,160	3,394,893	29,054	143,229
None	xxx	xxx	xxx	xxx	xxx	xxx	xxx	xxx	xxx	xxx	xxx	xxx	xxx	xxx	xxx	885	2,638
1 cow	6,133	12,160	6,133	18,444	3,174,146	8,547,128	901	215	55,904	512	65,665	229	17,421	3,918	350,956	5,636	7,884
2 cows	6,466		12,932		6,124,698		2,651	303	142,514	1,999	431,714	561	60,275	5,038	683,061	6,118	14,619
3 cows	4,025		12,075		5,917,140		2,689	251	177,657	2,237	720,587	475	70,980	3,120	531,241	3,870	13,446
4 cows	3,261	18,039	13,044	92,090	6,623,545	43,769,736	2,675	214	238,112	2,328	1,013,375	393	77,384	2,396	470,142	3,144	13,875
5 to 9 cows	6,992		44,375		24,029,810		6,590	709	1,482,036	5,924	4,689,579	663	204,705	4,629	986,215	6,847	47,102
10 to 14 cows	1,615	3,585	18,255	44,470	10,742,178	23,176,964	1,598	383	1,854,348	1,360	2,198,616	105	64,707	777	213,693	1,591	19,095
15 to 19 cows	496		8,121		5,134,517		493	213	1,715,526	371	880,542	23	15,294	166	50,320	489	8,578
20 to 29 cows	318	421	7,149	9,550	4,777,298	5,581,090	317	180	2,244,426	204	651,637	12	26,398	88	45,802	313	7,963
30 to 49 cows	116	171	4,161	6,091	2,973,445	4,115,513	116	92	1,896,071	69	270,641	2	14,922	19	18,967	114	4,423
50 to 74 cows	31	23	1,818	1,302	1,497,488	1,005,820	31	28	1,116,154	19	106,541	2	1,412	4	2,549	30	1,834
75 to 99 cows	10	6	839	482	675,433	408,100	10	9	472,498	7	52,433	1	4,506	3	4,998	10	849
100 to 199 cows	7	7	919	874	773,367	793,567	7	7	544,984	4	26,363	2	36,949	2	36,949	7	923
Beaverhead																	
Total	381	428	1,898	2,128	880,035	1,087,050	188	29	93,803	172	97,607	7	1,430	282	57,067	349	1,852
None	xxx	xxx	xxx	xxx	xxx	xxx	xxx	xxx	xxx	xxx	xxx	xxx	xxx	xxx	xxx	7	22
1 cow	52	162	52	264	27,052	135,471	6	2	155	4	420	———	———	29	2,193	48	53
2 cows	70		140		67,208		15	2	914	12	3,727	1	50	49	6,456	58	149
3 cows	54		162		77,546		26	1	600	25	5,555	2	110	39	6,576	47	148
4 cows	55	221	220	1,036	102,984	466,044	28	4	3,514	25	6,928	1	30	47	10,256	51	204
5 to 9 cows	104		628		275,230		74	8	6,395	71	41,589	2	720	68	21,773	93	589
10 to 14 cows	33	28	373	336	178,435	179,385	27	7	29,425	24	16,161	1	520	22	7,185	32	371
15 to 19 cows	9		141		65,730		8	3	19,800	7	9,342	———	———	7	2,428	9	134
20 to 29 cows	1	7	24	156	3,600	105,150	1	———	———	1	1,200	———	———	———	———	1	24
30 cows and over	3	10	158	336	82,250	201,000	3	2	33,000	3	12,685	———	———	1	200	3	158
Big Horn																	
Total	831	680	2,751	2,636	1,437,118	1,520,702	342	25	60,594	328	194,463	5	1,636	707	84,301	820	2,805
None	xxx	xxx	xxx	xxx	xxx	xxx	xxx	xxx	xxx	xxx	xxx	xxx	xxx	xxx	xxx	19	48
1 cow	230	286	230	434	116,509	259,787	11	1	20	10	2,059	———	———	179	14,890	221	283
2 cows	213		426		192,702		45	7	1,900	39	8,835	———	———	194	20,428	201	427
3 cows	119		357		177,435		64	4	2,758	61	19,360	———	———	108	14,604	115	365
4 cows	75	353	300	1,665	154,837	988,899	47	———	———	46	21,148	2	1,070	66	11,219	72	280
5 to 9 cows	155		953		532,158		136	6	3,410	136	105,081	3	586	135	19,405	153	944
10 to 14 cows	33	39	370	477	201,688	256,521	33	3	12,701	32	33,722	———	———	23	3,753	33	356
15 to 19 cows	3		46		20,039		3	2	7,805	3	2,758	———	———	2	204	3	50
20 to 29 cows	3	1	69	28	41,750	9,945	3	2	32,000	1	1,500	———	———	———	———	3	72
30 to 49 cows	———	1	———	32	———	25,550	———	———	———	———	———	———	———	———	———	———	———
Blaine																	
Total	645	874	2,277	3,444	1,182,912	1,701,634	332	26	94,959	270	150,847	68	12,985	474	89,097	642	2,650
None	xxx	xxx	xxx	xxx	xxx	xxx	xxx	xxx	xxx	xxx	xxx	xxx	xxx	xxx	xxx	29	82
1 cow	148	364	148	562	70,456	258,616	15	1	40	9	1,281	6	507	86	7,052	131	204
2 cows	166		332		140,965		45	1	950	32	5,885	13	1,350	137	19,058	161	408
3 cows	92		276		143,415		59	3	725	45	14,322	19	3,016	81	16,290	87	321
4 cows	73	451	292	2,100	129,536	1,008,119	59	5	2,900	47	14,808	11	2,061	57	14,239	71	313
5 to 9 cows	140		839		447,013		129	9	13,400	117	78,815	16	4,871	101	26,922	138	889
10 to 14 cows	16	52	184	609	106,392	344,136	15	3	16,095	13	22,429	2	1,130	8	3,052	15	208
15 to 19 cows	4		64		41,200		4	1	5,849	4	6,887	1	50	2	256	4	55
20 cows and over	6	7	142	173	103,935	90,763	6	3	55,000	3	8,620	———	———	2	2,228	6	170

TABLE 19.—COWS MILKED AND MILK PRODUCED, 1939 AND 1929; DAIRY PRODUCTS SOLD AND BUTTER CHURNED, 1939; AND COWS KEPT FOR MILK APR. 1, 1940; BY NUMBER OF COWS MILKED, BY COUNTIES—Continued

(For explanation and definitions, see text)

STATE OR COUNTY AND NUMBER OF COWS MILKED	COWS MILKED				MILK PRODUCED (GALLONS)		DAIRY PRODUCTS SOLD, 1939						BUTTER CHURNED ON FARMS, 1939		COWS KEPT MAINLY FOR MILK PRODUCTION, APR. 1, 1940	
	Farms reporting		Number					Whole milk sold		Cream sold		Butter sold				
	1939	1929	1939	1929	1939	1929	Farms reporting	Farms reporting	Gallons	Farms reporting	Pounds of butterfat	Farms reporting	Pounds	Farms reporting	Pounds	Farms reporting	Number
MONTANA—Contd.																	
Broadwater																	
Total	220	250	1,133	1,383	590,157	694,611	163	21	39,175	149	111,240	3	484	107	16,472	221	1,196
None	xxx	xxx	xxx	xxx	xxx	xxx	xxx	xxx	xxx	xxx	xxx	xxx	xxx	xxx	xxx	6	22
1 cow	30	80	30	119	18,335	59,728	6	3	1,973	3	434	—	—	10	807	28	36
2 cows	42		84		45,594		22	3	2,725	18	4,268	1	124	24	3,257	42	109
3 cows	28		84		45,562		20	2	2,530	19	7,219	—	—	15	2,588	28	96
4 cows	20	122	80	630	38,553	313,926	19	1	1,700	18	7,022	—	—	9	1,638	20	80
5 to 9 cows	75		470		239,155		71	9	14,040	67	45,483	2	360	43	7,204	72	472
10 to 14 cows	12	42	139	484	66,990	242,907	12	—	—	12	16,048	—	—	2	308	12	139
15 to 19 cows	8		135		75,979		8	1	612	8	19,938	—	—	4	670	8	144
20 to 29 cows	5	5	111	120	59,989	53,050	5	2	15,595	4	10,828	—	—	—	—	5	98
30 to 49 cows	—	1	—	30	—	25,000	—	—	—	—	—	—	—	—	—	—	—
Carbon																	
Total	882	973	4,407	5,187	2,389,915	2,845,109	665	71	236,467	602	419,919	47	17,067	753	125,753	906	4,806
None	xxx	xxx	xxx	xxx	xxx	xxx	xxx	xxx	xxx	xxx	xxx	xxx	xxx	xxx	xxx	46	141
1 cow	122	285	122	444	72,019	254,668	14	2	115	8	697	4	263	100	7,870	112	155
2 cows	147		294		164,257		75	3	1,132	67	14,098	5	559	129	16,832	143	345
3 cows	115		345		192,742		97	8	3,637	89	31,297	6	1,344	101	16,551	113	396
4 cows	100	559	400	2,883	202,367	1,547,569	89	3	1,181	88	47,410	5	892	89	12,939	97	438
5 to 9 cows	305		1,965		1,061,952		297	29	55,644	274	216,488	17	7,067	259	51,653	303	2,062
10 to 14 cows	65	112	731	1,386	366,629	741,545	65	11	37,766	55	74,866	7	3,462	58	13,379	65	741
15 to 19 cows	17		281		147,377		17	8	36,172	14	19,433	2	2,280	11	4,341	17	285
20 cows and over	11	17	269	472	182,572	301,327	11	7	100,820	7	15,630	1	1,200	6	2,188	10	243
Carter																	
Total	455	613	1,243	2,729	470,260	972,811	124	11	31,515	101	33,489	25	3,725	393	42,176	405	1,120
None	xxx	xxx	xxx	xxx	xxx	xxx	xxx	xxx	xxx	xxx	xxx	xxx	xxx	xxx	xxx	9	23
1 cow	127	224	127	348	52,569	110,210	12	4	1,305	4	256	6	232	93	5,179	110	133
2 cows	163		326		118,028		20	1	83	16	2,187	3	241	143	13,640	141	293
3 cows	58		174		62,517		18	—	—	17	4,162	3	85	56	6,714	52	170
4 cows	45	339	180	1,766	60,611	637,230	24	2	885	22	5,785	2	260	43	5,390	38	158
5 to 9 cows	54		325		116,136		42	2	2,500	34	15,484	11	2,905	52	10,017	49	281
10 cows and over	8	50	111	615	60,399	225,371	8	2	26,742	8	5,615	—	—	6	1,236	6	62
Cascade																	
Total	941	1,083	5,190	6,605	3,108,336	3,486,657	614	85	980,128	507	410,937	106	33,897	624	120,291	952	5,886
None	xxx	xxx	xxx	xxx	xxx	xxx	xxx	xxx	xxx	xxx	xxx	xxx	xxx	xxx	xxx	29	89
1 cow	197	357	197	534	103,359	241,454	30	11	1,370	15	1,864	6	604	132	10,830	174	284
2 cows	206		412		213,418		101	9	2,179	79	23,599	25	3,497	162	24,617	200	479
3 cows	120		360		191,230		94	9	8,019	74	24,672	21	5,585	89	17,194	118	416
4 cows	100	535	400	2,790	202,865	1,292,114	81	3	1,005	68	28,721	18	4,968	69	17,787	98	431
5 to 9 cows	184		1,157		594,197		174	10	15,099	155	109,491	29	14,721	118	35,927	181	1,298
10 to 14 cows	73	128	815	1,582	432,165	739,622	73	8	14,022	71	114,365	4	2,280	33	6,839	73	878
15 to 19 cows	23		382		226,711		23	6	49,726	19	47,616	2	1,942	12	4,249	23	423
20 to 29 cows	21	22	470	493	277,150	209,073	21	12	147,824	15	35,047	—	—	6	1,680	19	497
30 to 49 cows	9	15	340	559	270,425	449,380	9	9	211,538	6	10,819	—	—	1	200	9	376
50 to 74 cows	5	2	306	115	257,775	111,300	5	5	207,440	4	12,943	1	300	2	968	5	314
75 to 99 cows	—	1	—	75	—	81,000	—	—	—	—	—	—	—	—	—	—	—
100 to 199 cows	3	3	351	457	339,041	362,714	3	3	321,906	1	1,800	—	—	—	—	3	401
Chouteau																	
Total	816	1,060	2,103	4,004	959,073	1,662,976	352	32	56,999	243	85,782	130	24,059	706	106,430	791	2,299
None	xxx	xxx	xxx	xxx	xxx	xxx	xxx	xxx	xxx	xxx	xxx	xxx	xxx	xxx	xxx	28	66
1 cow	279	485	279	734	121,315	321,365	25	6	384	11	565	12	560	222	16,732	252	370
2 cows	258		516		218,485		99	5	379	62	9,662	42	4,512	234	33,235	245	550
3 cows	130		390		162,976		87	4	2,160	60	12,748	35	4,573	121	21,570	123	424
4 cows	52	512	208	2,495	95,938	1,025,314	49	1	2,000	32	8,914	19	4,337	50	12,396	50	211
5 to 9 cows	81		497		224,753		76	9	11,109	66	38,770	18	6,522	69	17,341	78	483
10 to 14 cows	12	60	134	703	69,380	287,467	12	3	12,950	9	10,857	4	3,555	9	5,052	11	119
15 to 19 cows	1		15		10,950		1	1	7,057	1	1,176	—	—	—	—	1	15
20 to 29 cows	3	3	64	72	35,276	28,810	3	3	20,960	2	3,090	—	—	1	104	3	61
Custer																	
Total	309	509	1,247	2,340	655,404	1,110,957	108	22	177,649	90	69,352	20	11,670	218	44,022	302	1,513
None	xxx	xxx	xxx	xxx	xxx	xxx	xxx	xxx	xxx	xxx	xxx	xxx	xxx	xxx	xxx	12	27
1 cow	81	214	81	316	37,962	120,760	3	2	730	2	100	—	—	45	4,339	76	102
2 cows	85		170		67,303		10	—	—	9	1,479	1	50	66	9,086	74	163
3 cows	47		141		66,074		19	1	700	15	4,693	5	310	35	6,499	45	145
4 cows	22	251	88	1,271	36,510	535,780	15	—	—	12	3,252	3	1,436	18	4,683	21	82
5 to 9 cows	53		313		151,570		40	5	4,890	36	19,087	8	1,791	42	10,214	53	311
10 to 14 cows	13	35	141	426	74,145	219,867	13	8	51,764	10	11,834	2	161	8	807	13	142
15 to 19 cows	3		48		26,940		3	2	16,150	3	2,862	—	—	2	230	3	51
20 to 29 cows	—	5	—	115	—	62,405	—	—	—	—	—	—	—	—	—	—	—
30 cows and over	5	4	265	212	214,900	172,125	5	4	123,415	5	26,045	1	7,922	2	8,164	5	290
Daniels																	
Total	427	650	1,258	2,293	676,527	912,936	240	20	41,157	186	60,854	101	16,122	371	73,329	432	1,437
None	xxx	xxx	xxx	xxx	xxx	xxx	xxx	xxx	xxx	xxx	xxx	xxx	xxx	xxx	xxx	10	15
1 cow	100	291	100	450	47,051	177,066	12	1	180	6	582	7	455	65	6,409	95	130
2 cows	125		250		114,985		58	2	2,357	41	6,048	22	1,704	117	18,506	125	314
3 cows	77		231		114,411		51	3	320	40	8,622	24	2,392	73	14,789	77	264
4 cows	52	332	208	1,512	119,570	587,424	48	1	16	38	12,880	25	4,055	50	13,591	52	218
5 to 9 cows	67		396		232,582		65	9	19,873	56	27,852	21	5,036	62	16,949	67	416
10 cows and over	6	27	73	351	47,930	148,446	6	4	18,391	5	4,870	2	2,500	4	3,085	6	80

TABLE 19.—COWS MILKED AND MILK PRODUCED, 1939 AND 1929; DAIRY PRODUCTS SOLD AND BUTTER CHURNED, 1939; AND COWS KEPT FOR MILK APR. 1, 1940; BY NUMBER OF COWS MILKED, BY COUNTIES—Continued

(For explanation and definitions, see text)

STATE OR COUNTY AND NUMBER OF COWS MILKED	COWS MILKED				MILK PRODUCED (GALLONS)		DAIRY PRODUCTS SOLD, 1939							BUTTER CHURNED ON FARMS, 1939		COWS KEPT MAINLY FOR MILK PRODUCTION, APR. 1, 1940	
	Farms reporting		Number					Whole milk sold		Cream sold		Butter sold					
	1939	1929	1939	1929	1939	1929	Farms reporting	Farms reporting	Gallons	Farms reporting	Pounds of butterfat	Farms reporting	Pounds	Farms reporting	Pounds	Farms reporting	Number
MONTANA—Contd.																	
Dawson																	
Total	587	797	2,368	4,219	1,014,101	1,710,665	360	31	124,507	285	116,685	108	26,700	509	87,020	544	2,420
None	xxx	xxx	xxx	xxx	xxx	xxx	xxx	xxx	xxx	xxx	xxx	xxx	xxx	xxx	xxx	18	47
1 cow	115	208	115	317	45,698	126,680	13	1	86	11	630	2	365	84	6,322	98	163
2 cows	135		270		110,058		62	5	1,027	41	4,976	27	2,244	128	14,417	128	314
3 cows	70		210		89,590		47	2	1,312	39	8,252	14	1,930	62	9,803	62	248
4 cows	83	489	332	2,511	134,138	985,205	61	2	167	46	11,339	26	5,686	77	17,398	73	307
5 to 9 cows	145		891		368,530		138	10	13,930	114	61,307	32	10,436	132	30,330	131	864
10 to 14 cows	25		273		124,007		25	2	14,173	21	21,140	6	5,042	21	7,589	23	285
15 to 19 cows	10	91	175	1,108	72,030	444,450	10	5	43,427	10	6,616	1	997	5	1,161	7	104
20 cows and over	4	9	102	285	70,070	154,330	4	4	50,385	3	2,425	-----	-------	------	-------	4	88
Deer Lodge																	
Total	129	113	847	1,017	545,770	635,194	55	20	180,153	42	32,317	7	31,656	77	42,861	114	890
None	xxx	xxx	xxx	xxx	xxx	xxx	xxx	xxx	xxx	xxx	xxx	xxx	xxx	xxx	xxx	5	67
1 cow	46	39	46	55	26,825	29,135	3	2	97	1	12	1	100	28	2,736	39	54
2 cows	29		58		31,590		8	1	84	6	838	1	104	16	2,921	25	60
3 cows	11		33		14,400		3	-----	----------	3	1,048	-----	-------	8	961	8	27
4 cows	8	45	32	231	21,305	85,581	7	-----	----------	6	1,347	1	208	6	1,465	5	31
5 to 9 cows	14		92		48,025		13	2	2,235	10	7,718	3	1,615	8	3,239	13	109
10 to 14 cows	7	15	85	181	44,360	81,580	7	2	12,190	6	4,901	-----	-------	5	760	6	73
15 to 19 cows	4		69		40,020		4	4	32,910	1	1,020	-----	-------	------	-------	4	81
20 to 29 cows	3	5	77	113	59,229	71,025	3	2	32,120	3	6,464	-----	-------	2	640	3	77
30 cows and over	7	9	355	437	260,016	367,873	7	7	100,517	6	8,969	1	29,629	4	30,139	6	311
Fallon																	
Total	380	499	1,790	3,052	794,519	1,419,942	253	14	35,608	245	125,683	16	5,076	356	48,100	379	1,935
None	xxx	xxx	xxx	xxx	xxx	xxx	xxx	xxx	xxx	xxx	xxx	xxx	xxx	xxx	xxx	3	6
1 cow	55	115	55	177	23,734	95,803	4	-----	----------	2	110	2	70	46	3,289	52	81
2 cows	65		130		65,760		24	-----	----------	24	3,282	2	124	57	6,013	64	148
3 cows	56		168		69,600		36	1	180	34	8,928	2	177	53	6,459	56	190
4 cows	41	285	164	1,582	72,279	739,155	33	1	10	33	10,917	2	134	40	5,205	41	165
5 to 9 cows	126		812		342,871		121	6	850	118	62,752	6	3,339	125	19,596	128	858
10 to 14 cows	29	99	328	1,293	151,765	584,984	29	4	14,572	29	28,389	1	120	29	5,152	29	338
15 cows and over	6		133		68,510		6	2	19,996	5	11,305	1	1,112	6	2,386	6	151
Fergus																	
Total	1,101	1,611	4,380	8,354	2,363,913	4,084,731	676	70	260,051	602	358,851	61	15,621	808	123,688	1,111	4,804
None	xxx	xxx	xxx	xxx	xxx	xxx	xxx	xxx	xxx	xxx	xxx	xxx	xxx	xxx	xxx	30	68
1 cow	216	496	216	763	103,540	340,451	27	-----	----------	22	1,990	5	424	132	10,060	211	292
2 cows	256		512		239,416		101	5	1,757	89	15,965	16	1,313	197	26,233	252	596
3 cows	179		537		267,041		124	12	6,206	113	32,628	9	1,268	144	22,033	174	553
4 cows	113	891	452	4,678	234,904	2,236,508	98	9	4,613	91	36,073	8	1,801	87	13,292	108	475
5 to 9 cows	264		1,632		893,942		254	22	60,117	227	169,225	18	8,256	208	41,322	264	1,774
10 to 14 cows	52	207	581	2,518	319,653	1,286,570	51	13	58,315	45	64,961	5	2,559	30	8,090	52	601
15 to 19 cows	9		148		94,104		9	3	27,645	6	12,153	-----	-------	5	1,212	9	154
20 to 29 cows	9	15	194	328	134,663	171,702	9	5	76,198	6	16,465	-----	-------	2	406	8	191
30 to 49 cows	3	2	108	67	76,650	49,500	3	1	25,200	3	9,391	-----	-------	1	1,040	3	100
Flathead																	
Total	1,197	904	4,408	3,899	3,007,850	2,325,920	924	108	483,660	777	496,279	105	23,202	609	114,040	1,183	4,852
None	xxx	xxx	xxx	xxx	xxx	xxx	xxx	xxx	xxx	xxx	xxx	xxx	xxx	xxx	xxx	32	66
1 cow	299	359	299	519	201,575	288,244	112	19	5,121	69	10,890	29	2,978	193	24,020	285	377
2 cows	280		560		365,628		222	25	9,439	182	53,188	34	6,574	157	30,956	265	621
3 cows	186		558		337,047		166	7	5,005	144	62,061	21	3,453	87	18,056	177	583
4 cows	144	469	576	2,247	372,478	1,251,560	138	8	10,275	127	75,250	10	3,163	66	12,895	141	607
5 to 9 cows	218		1,352		899,401		216	12	28,018	205	197,810	9	5,926	88	22,921	214	1,478
10 to 14 cows	43	64	490	795	364,241	535,971	43	15	117,277	35	61,218	1	1,000	14	4,378	42	489
15 to 19 cows	14		222		171,995		14	10	85,906	8	21,241	1	108	3	564	14	252
20 to 29 cows	9	7	206	162	171,285	116,370	9	8	105,419	5	14,085	-----	-------	1	250	9	219
30 to 49 cows	4	5	145	176	124,200	133,775	4	4	117,200	2	556	-----	-------	------	-------	4	160
Gallatin																	
Total	1,051	1,091	6,904	6,679	4,620,417	4,102,007	895	96	570,925	832	1,014,031	28	8,872	361	59,499	1,061	8,278
None	xxx	xxx	xxx	xxx	xxx	xxx	xxx	xxx	xxx	xxx	xxx	xxx	xxx	xxx	xxx	41	190
1 cow	125	320	125	481	89,832	278,528	34	8	2,811	24	3,809	2	134	53	4,241	110	177
2 cows	124		248		141,552		84	12	5,314	74	22,854	3	295	61	8,102	117	382
3 cows	121		363		218,965		105	9	12,154	96	40,242	5	1,938	54	9,489	117	500
4 cows	126	554	504	2,861	314,227	1,686,190	122	7	7,435	116	73,242	4	908	39	6,679	124	584
5 to 9 cows	343		2,234		1,492,897		340	16	38,968	330	382,077	7	4,088	112	21,478	341	2,545
10 to 14 cows	115	174	1,300	2,221	838,837	1,364,993	113	15	81,817	106	195,048	4	856	24	5,200	115	1,460
15 to 19 cows	46		748		523,280		46	8	78,690	44	121,385	3	653	10	2,841	46	853
20 to 29 cows	38	35	830	812	593,395	540,576	38	13	109,666	32	136,081	-----	-------	8	1,468	38	1,041
30 to 49 cows	10	7	345	241	253,232	184,700	10	5	91,150	8	47,759	-----	-------	------	-------	9	340
50 cows and over	3	1	207	63	174,220	47,020	3	3	142,920	2	11,534	-----	-------	------	-------	3	204
Garfield																	
Total	321	666	753	2,244	284,528	812,987	71	8	3,016	47	16,236	24	1,720	259	26,908	270	703
None	xxx	xxx	xxx	xxx	xxx	xxx	xxx	xxx	xxx	xxx	xxx	xxx	xxx	xxx	xxx	12	18
1 cow	105	370	105	560	46,040	208,997	8	-----	----------	4	166	4	230	67	4,475	87	115
2 cows	128		256		91,093		12	1	200	5	620	7	580	110	11,025	101	252
3 cows	34		102		36,950		13	2	848	9	1,225	5	232	30	3,608	26	78
4 cows	26	255	104	1,201	39,345	409,545	12	3	1,368	6	1,780	4	460	24	3,594	21	89
5 to 9 cows	24		133		47,170		22	2	600	19	8,028	4	218	24	3,699	20	110
10 cows and over	4	41	53	483	23,930	203,445	4	-----	----------	4	4,417	-----	-------	4	509	3	43

TABLE 19.—COWS MILKED AND MILK PRODUCED, 1939 AND 1929; DAIRY PRODUCTS SOLD AND BUTTER CHURNED, 1939; AND COWS KEPT FOR MILK APR. 1, 1940; BY NUMBER OF COWS MILKED, BY COUNTIES—Continued

(For explanation and definitions, see text)

STATE OR COUNTY AND NUMBER OF COWS MILKED	COWS MILKED				MILK PRODUCED (GALLONS)		DAIRY PRODUCTS SOLD, 1939						BUTTER CHURNED ON FARMS, 1939		COWS KEPT MAINLY FOR MILK PRODUCTION, APR. 1, 1940	
	Farms reporting		Number					Whole milk sold		Cream sold		Butter sold				
	1939	1929	1939	1929	1939	1929	Farms reporting	Farms reporting	Gallons	Farms reporting	Pounds of butterfat	Farms reporting	Pounds	Farms reporting	Pounds	Farms reporting	Number
MONTANA—Contd.																	
Glacier																	
Total	310	197	1,105	838	509,840	340,102	78	23	102,865	59	37,430	16	4,325	192	29,436	303	1,210
None	xxx	xxx	xxx	xxx	xxx	xxx	xxx	xxx	xxx	xxx	xxx	xxx	xxx	xxx	xxx	5	33
1 cow	93	85	93	131	36,555	49,183	2	1	100	1	40	—	—	39	3,693	85	97
2 cows	91		182		73,683		10	1	500	8	1,437	3	196	60	6,799	91	193
3 cows	39		117		46,180		9	1	540	6	1,467	2	549	31	5,160	37	117
4 cows	31	95	124	476	51,615	194,819	13	3	2,080	7	1,706	4	635	21	3,654	30	139
5 to 9 cows	41		257		118,932		29	5	3,590	26	15,665	5	855	33	6,476	40	292
10 to 14 cows	4	15	48	185	21,310	75,300	4	3	6,550	4	4,477	—	—	3	404	4	43
15 to 19 cows	4		71		32,900		4	3	14,150	2	2,736	2	2,090	3	2,330	4	85
20 to 29 cows	3	2	70	46	31,815	20,800	3	2	21,335	2	2,758	—	—	—	—	3	73
30 to 49 cows	4	—	143	—	96,850	—	4	4	54,020	3	7,144	—	—	2	920	4	138
Golden Valley																	
Total	192	315	689	1,742	322,477	811,388	108	5	11,820	95	45,632	18	2,546	181	28,174	194	806
None	xxx	xxx	xxx	xxx	xxx	xxx	xxx	xxx	xxx	xxx	xxx	xxx	xxx	xxx	xxx	6	26
1 cow	40	73	40	107	23,710	54,723	6	—	—	4	615	3	163	35	3,140	40	52
2 cows	46		92		37,435		19	1	450	14	2,814	6	649	42	5,598	43	106
3 cows	31		93		38,980		21	—	—	20	5,379	1	21	31	4,710	31	102
4 cows	28	203	112	1,143	54,468	534,585	18	—	—	17	6,846	3	103	27	5,451	28	138
5 to 9 cows	36		212		96,074		33	1	2,750	29	15,605	4	1,570	35	6,720	35	226
10 cows and over	11	39	140	492	71,810	222,080	11	3	8,620	11	14,373	1	40	11	2,555	11	156
Granite																	
Total	165	187	949	1,412	552,776	858,856	108	18	86,119	96	92,931	4	672	117	21,044	159	989
None	xxx	xxx	xxx	xxx	xxx	xxx	xxx	xxx	xxx	xxx	xxx	xxx	xxx	xxx	xxx	4	8
1 cow	26	53	26	78	13,613	42,386	2	—	—	2	161	—	—	15	1,657	21	27
2 cows	25		50		26,046		10	1	350	8	1,296	2	392	20	2,826	25	53
3 cows	27		81		39,443		18	3	392	15	4,690	—	—	22	3,848	26	82
4 cows	22	86	88	426	39,020	253,837	16	2	660	14	4,405	1	220	18	3,767	20	82
5 to 9 cows	38		244		152,005		35	4	3,685	32	21,683	1	60	26	4,596	38	240
10 to 14 cows	12	54	139	438	88,355	269,418	12	1	20	12	19,850	—	—	9	2,692	11	124
15 to 19 cows	7		110		55,900		7	2	14,500	6	12,822	—	—	4	1,122	6	110
20 cows and over	8	14	211	470	138,394	293,215	8	5	66,512	7	28,024	—	—	3	536	8	263
Hill																	
Total	748	886	2,792	3,754	1,331,064	1,784,148	372	58	202,716	296	135,197	114	25,497	623	116,525	738	3,155
None	xxx	xxx	xxx	xxx	xxx	xxx	xxx	xxx	xxx	xxx	xxx	xxx	xxx	xxx	xxx	28	87
1 cow	180	369	180	569	88,862	265,002	14	4	110	2	240	10	1,202	133	13,189	163	222
2 cows	176		352		148,475		45	3	796	29	4,703	17	1,862	148	21,487	170	456
3 cows	115		345		146,574		73	—	—	54	10,775	25	3,722	108	22,111	109	426
4 cows	97	451	388	2,188	163,675	1,007,231	67	5	2,106	59	19,116	16	2,300	87	17,105	93	409
5 to 9 cows	148		925		425,087		141	10	19,274	124	60,495	41	14,416	130	37,210	144	951
10 to 14 cows	21	56	232	688	117,596	314,490	21	8	32,315	19	18,588	5	1,995	13	4,650	20	212
15 to 19 cows	3		45		27,300		3	2	12,715	3	3,680	—	—	1	100	3	54
20 to 29 cows	4	6	89	133	59,495	79,300	4	2	19,600	3	8,980	—	—	3	673	4	112
30 to 49 cows	1	3	46	111	20,000	89,325	1	1	10,800	1	3,120	—	—	—	—	1	46
50 to 74 cows	3	1	190	65	134,000	28,800	3	3	105,000	2	5,500	—	—	—	—	3	200
Jefferson																	
Total	236	295	2,163	2,522	1,401,995	1,406,736	174	91	805,148	107	114,817	14	8,115	75	17,543	241	2,348
None	xxx	xxx	xxx	xxx	xxx	xxx	xxx	xxx	xxx	xxx	xxx	xxx	xxx	xxx	xxx	14	78
1 cow	32	77	32	114	21,005	53,152	7	6	1,695	1	257	—	—	10	896	24	35
2 cows	28		52		35,437		8	2	900	7	1,892	1	40	11	1,669	26	69
3 cows	23		69		36,380		11	4	2,200	9	5,019	1	45	14	2,451	23	75
4 cows	18	127	72	666	44,044	303,953	14	5	6,570	9	3,460	3	1,460	9	2,622	17	71
5 to 9 cows	61		381		227,145		58	23	65,885	40	35,701	3	662	16	1,975	61	426
10 to 14 cows	35	54	404	690	225,650	353,572	35	16	79,200	25	40,174	3	802	8	2,044	35	415
15 to 19 cows	18		295		185,669		18	13	91,635	12	23,849	1	500	2	610	18	277
20 to 29 cows	10	21	219	481	143,425	333,599	10	9	112,513	3	3,917	1	100	4	770	10	238
30 to 49 cows	7	12	245	463	177,350	285,610	7	7	167,800	1	548	—	—	—	—	7	288
50 to 74 cows	3	2	165	108	137,000	78,850	3	3	124,250	—	—	—	—	—	—	3	167
75 to 99 cows	3	—	229	—	170,908	—	3	3	154,500	—	—	1	4,506	1	4,506	3	209
Judith Basin																	
Total	456	629	1,713	3,088	868,612	1,477,972	301	22	23,845	269	155,790	41	9,794	387	68,185	453	1,838
None	xxx	xxx	xxx	xxx	xxx	xxx	xxx	xxx	xxx	xxx	xxx	xxx	xxx	xxx	xxx	7	16
1 cow	77	210	77	327	42,814	166,327	16	2	611	9	580	5	235	59	5,964	72	100
2 cows	104		208		100,741		49	3	1,340	44	8,570	7	638	88	12,525	101	230
3 cows	94		282		127,729		68	3	2,459	59	25,297	10	1,667	85	13,980	92	309
4 cows	51	345	204	1,709	104,496	788,059	45	1	175	41	17,379	4	428	46	8,468	51	204
5 to 9 cows	109		677		355,057		104	11	12,260	97	72,865	14	5,726	95	23,024	109	708
10 to 14 cows	18	68	196	840	102,825	431,734	18	2	7,000	16	21,486	1	1,100	15	3,964	18	200
15 to 19 cows	—		—		—		—	—	—	—	—	—	—	—	—	—	—
20 to 29 cows	3	5	69	111	34,950	47,872	3	—	—	3	11,613	—	—	1	260	3	71
30 to 49 cows	—	3	—	101	—	44,200	—	—	—	—	—	—	—	—	—	—	—
Lake																	
Total	1,326	930	7,611	6,135	5,270,751	3,737,536	1,041	65	130,674	999	1,370,712	21	13,875	478	72,154	1,325	8,749
None	xxx	xxx	xxx	xxx	xxx	xxx	xxx	xxx	xxx	xxx	xxx	xxx	xxx	xxx	xxx	44	169
1 cow	239	227	239	340	137,223	180,317	44	11	1,604	34	3,272	5	702	119	13,322	225	314
2 cows	175		350		184,728		109	14	4,245	101	28,048	4	920	99	12,478	165	410
3 cows	120		360		209,457		104	9	3,757	98	44,421	4	848	52	6,853	116	423
4 cows	109	498	436	2,803	259,204	1,637,930	103	3	1,860	101	64,994	—	—	45	5,991	104	484
5 to 9 cows	451		3,045		2,060,046		449	13	14,255	441	565,901	4	805	123	17,507	439	3,493
10 to 14 cows	163	178	1,844	2,259	1,430,595	1,495,399	163	8	41,743	157	399,167	1	2,200	26	6,064	163	1,975
15 to 19 cows	43		700		512,477		43	2	530	42	146,923	1	2,900	9	4,041	43	804
20 to 29 cows	21	17	472	379	352,171	213,106	21	5	82,700	20	79,918	2	5,500	5	5,898	21	497
30 to 49 cows	5	9	167	290	124,850	180,784	5	—	—	5	40,068	—	—	—	—	5	180
50 to 74 cows	—	1	—	84	—	30,000	—	—	—	—	—	—	—	—	—	—	—

TABLE 19.—COWS MILKED AND MILK PRODUCED, 1939 AND 1929; DAIRY PRODUCTS SOLD AND BUTTER CHURNED, 1939; AND COWS KEPT FOR MILK APR. 1, 1940; BY NUMBER OF COWS MILKED, BY COUNTIES—Continued

(For explanation and definitions, see text)

STATE OR COUNTY AND NUMBER OF COWS MILKED	COWS MILKED				MILK PRODUCED (GALLONS)		DAIRY PRODUCTS SOLD, 1939							BUTTER CHURNED ON FARMS, 1939		COWS KEPT MAINLY FOR MILK PRODUCTION, APR. 1, 1940	
	Farms reporting		Number					Whole milk sold		Cream sold		Butter sold					
	1939	1929	1939	1929	1939	1929	Farms reporting	Farms reporting	Gallons	Farms reporting	Pounds of butterfat	Farms reporting	Pounds	Farms reporting	Pounds	Farms reporting	Number
MONTANA—Contd.																	
Lewis and Clark																	
Total	374	453	2,082	3,051	1,334,477	1,702,851	221	79	404,943	164	165,549	19	4,252	227	41,121	372	2,445
None	xxx	xxx	xxx	xxx	xxx	xxx	xxx	xxx	xxx	xxx	xxx	xxx	xxx	xxx	xxx	12	34
1 cow	67	144	67	221	40,710	105,542	14	10	2,583	3	182	1	93	35	4,064	60	84
2 cows	85		170		90,642		34	12	8,244	20	4,549	4	410	54	7,278	83	179
3 cows	59		177		91,367		35	3	1,850	31	10,501	2	100	44	7,341	57	244
4 cows	39	218	156	1,153	92,415	535,773	25	4	5,750	21	10,762	3	1,054	28	5,971	38	169
5 to 9 cows	83		551		283,737		72	23	29,799	60	41,425	8	2,095	53	12,943	81	645
10 to 14 cows	16	75	186	971	111,398	522,821	16	9	50,127	10	10,984	1	500	5	1,344	16	231
15 to 19 cows	11		191		105,706		11	8	48,595	10	12,512	-----	-------	6	1,720	11	205
20 to 29 cows	8	7	189	169	152,692	87,920	8	6	90,955	3	10,380	-----	-------	1	210	8	238
30 to 49 cows	1	6	30	217	30,000	175,150	1	1	1,340	1	9,000	-----	-------	------	--------	1	30
50 to 74 cows	2	4	120	225	120,385	178,900	2	1	36,500	2	26,000	-----	-------	------	--------	2	120
75 to 99 cows	3	1	265	75	235,425	96,725	3	2	129,200	3	29,254	-----	-------	1	250	3	266
Liberty																	
Total	228	246	734	1,106	328,873	438,062	104	6	21,602	79	23,370	37	6,744	193	36,003	228	802
None	xxx	xxx	xxx	xxx	xxx	xxx	xxx	xxx	xxx	xxx	xxx	xxx	xxx	xxx	xxx	5	11
1 cow	58	95	58	144	23,550	55,652	3	-----	----------	1	22	3	287	34	3,558	54	83
2 cows	61		122		55,015		20	2	925	10	805	9	1,146	56	8,298	61	137
3 cows	30		90		42,963		15	-----	----------	11	2,131	5	700	29	6,053	30	102
4 cows	30	125	120	626	51,830	252,050	23	-----	----------	20	3,669	8	1,440	29	6,961	29	119
5 to 9 cows	40		230		91,890		34	-----	----------	28	8,907	10	2,761	37	9,779	40	236
10 to 14 cows	6	25	65	310	33,225	120,885	6	2	9,125	6	5,075	1	260	5	848	6	60
15 to 19 cows	3		49		30,400		3	2	11,552	3	2,761	1	150	3	506	3	54
20 to 29 cows	------	1	-----	26	----------	9,475	-----	-----	----------	-----	----------	-----	-------	-----	--------	-----	-------
Lincoln																	
Total	380	316	1,341	1,270	691,696	746,329	224	56	96,028	186	93,993	18	1,940	273	38,267	364	1,508
None	xxx	xxx	xxx	xxx	xxx	xxx	xxx	xxx	xxx	xxx	xxx	xxx	xxx	xxx	xxx	13	38
1 cow	118	157	118	218	77,994	131,774	33	10	1,461	20	1,713	7	684	85	10,757	106	135
2 cows	85		170		83,613		36	7	1,244	28	5,681	6	636	64	8,403	76	177
3 cows	48		144		68,704		35	12	4,976	29	8,236	2	79	35	5,085	46	165
4 cows	29	133	116	698	57,707	384,155	24	4	2,350	22	9,285	1	20	20	2,766	27	126
5 to 9 cows	78		508		218,646		74	15	22,485	69	41,528	2	521	57	8,597	74	564
10 to 14 cows	16	26	178	356	102,932	230,400	16	4	22,162	13	19,690	-----	-------	9	1,728	16	183
15 cows and over	6		107		82,100		6	4	41,350	5	7,860	-----	-------	3	931	6	120
McCone																	
Total	492	700	1,392	2,261	507,707	883,559	199	12	8,878	132	40,684	88	13,574	420	62,409	498	1,525
None	xxx	xxx	xxx	xxx	xxx	xxx	xxx	xxx	xxx	xxx	xxx	xxx	xxx	xxx	xxx	18	27
1 cow	140	358	140	554	50,917	216,803	10	-----	----------	3	143	7	366	89	6,940	133	180
2 cows	157		314		115,718		49	5	275	25	2,975	28	1,891	145	17,837	153	329
3 cows	78		234		81,093		40	2	200	22	3,251	21	2,982	75	13,536	77	239
4 cows	45	318	180	1,426	59,926	560,537	34	3	1,550	25	4,302	13	1,299	43	7,631	45	186
5 to 9 cows	57		339		130,378		51	1	1,033	43	17,249	17	4,401	55	12,107	57	352
10 cows and over	15	24	185	281	69,675	106,219	15	1	5,760	14	12,764	2	2,635	13	4,358	15	212
Madison																	
Total	550	577	2,897	3,495	1,491,110	1,812,213	392	80	268,604	329	221,285	21	6,066	337	60,189	552	3,475
None	xxx	xxx	xxx	xxx	xxx	xxx	xxx	xxx	xxx	xxx	xxx	xxx	xxx	xxx	xxx	20	80
1 cow	62	145	62	224	33,885	105,823	9	3	630	6	835	-----	-------	35	3,596	58	82
2 cows	96		192		92,226		46	14	5,690	32	5,743	4	1,168	66	8,766	92	248
3 cows	67		201		98,525		44	4	2,725	40	12,726	3	150	41	6,843	65	243
4 cows	76	322	304	1,753	146,146	891,006	55	6	7,615	51	23,330	1	675	48	8,625	74	345
5 to 9 cows	179		1,154		557,561		168	28	74,539	149	98,459	5	1,524	103	19,434	173	1,356
10 to 14 cows	52	97	609	1,225	295,104	642,311	52	17	49,809	37	46,506	7	2,249	36	10,436	52	684
15 to 19 cows	12		203		121,135		12	6	36,633	9	18,768	-----	-------	5	1,475	12	239
20 cows and over	6	13	172	293	146,528	173,073	6	2	90,963	5	14,918	1	300	3	1,014	6	198
Meagher																	
Total	169	189	727	1,091	374,412	634,207	52	9	33,740	46	35,317	2	570	122	31,630	172	783
None	xxx	xxx	xxx	xxx	xxx	xxx	xxx	xxx	xxx	xxx	xxx	xxx	xxx	xxx	xxx	6	15
1 cow	26	58	26	89	10,807	34,683	1	-----	----------	1	50	-----	-------	12	690	25	49
2 cows	52		104		46,145		6	2	350	4	620	-----	-------	42	4,798	52	106
3 cows	22		66		28,547		8	1	80	7	2,887	1	50	16	2,856	22	82
4 cows	17	111	68	559	36,260	221,469	6	1	1,000	5	954	-----	-------	13	3,070	16	67
5 to 9 cows	39		239		124,323		21	2	1,850	19	10,685	1	520	31	12,631	38	234
10 to 14 cows	9	20	103	443	55,050	378,055	7	1	1,460	7	9,605	-----	-------	6	5,560	9	93
15 cows and over	4		121		73,280		3	2	29,000	3	10,516	-----	-------	2	2,225	4	137
Mineral																	
Total	79	65	274	287	189,647	129,732	52	38	47,721	23	14,460	8	920	48	6,840	73	273
None	xxx	xxx	xxx	xxx	xxx	xxx	xxx	xxx	xxx	xxx	xxx	xxx	xxx	xxx	xxx	-----	-------
1 cow	29	27	29	38	19,324	14,664	10	6	840	2	155	4	210	22	1,904	24	28
2 cows	15		30		16,370		9	4	1,055	3	285	2	600	8	2,206	15	33
3 cows	9		27		16,803		7	6	2,137	2	245	1	100	6	642	9	27
4 cows	6	33	24	171	16,235	76,918	6	5	4,136	2	1,576	-----	-------	3	476	5	25
5 to 9 cows	15		98		71,495		15	12	16,603	9	7,887	1	10	7	1,174	15	105
10 cows and over	5	5	66	78	49,420	38,150	5	5	22,950	5	4,312	-----	-------	2	438	5	55

TABLE 19.—COWS MILKED AND MILK PRODUCED, 1939 AND 1929; DAIRY PRODUCTS SOLD AND BUTTER CHURNED, 1939; AND COWS KEPT FOR MILK APR. 1, 1940; BY NUMBER OF COWS MILKED, BY COUNTIES—Continued

(For explanation and definitions, see text)

STATE OR COUNTY AND NUMBER OF COWS MILKED	COWS MILKED				MILK PRODUCED (GALLONS)		DAIRY PRODUCTS SOLD, 1939						BUTTER CHURNED ON FARMS, 1939		COWS KEPT MAINLY FOR MILK PRODUCTION, APR. 1, 1940	
	Farms reporting		Number					Whole milk sold		Cream sold		Butter sold				
	1939	1929	1939	1929	1939	1929	Farms reporting	Farms reporting	Gallons	Farms reporting	Pounds of butterfat	Farms reporting	Pounds	Farms reporting	Pounds	Farms reporting	Number
MONTANA—Contd.																	
Missoula																	
Total	528	477	2,674	3,085	1,649,128	1,827,550	317	83	608,828	264	217,592	16	2,202	284	36,915	525	2,941
None	xxx	xxx	xxx	xxx	xxx	xxx	xxx	xxx	xxx	xxx	xxx	xxx	xxx	xxx	xxx	21	54
1 cow	166	196	166	285	104,174	136,265	24	10	1,526	11	1,438	7	609	105	9,089	153	191
2 cows	85		170		98,426		47	7	2,906	41	11,563	1	120	51	5,297	82	186
3 cows	46		138		65,261		30	5	3,136	27	9,031	—	—	23	3,588	43	132
4 cows	43	183	172	989	93,514	516,119	38	11	12,580	33	13,949	2	350	25	5,167	42	176
5 to 9 cows	116		769		425,548		108	20	41,182	102	91,355	4	692	58	9,800	114	780
10 to 14 cows	39	71	436	938	248,396	518,148	39	8	52,725	37	63,114	2	431	18	3,438	39	461
15 to 19 cows	13		221		128,807		13	7	74,400	6	13,050	—	—	3	516	13	219
20 to 29 cows	9	17	215	412	153,219	275,888	9	7	125,875	3	6,716	—	—	1	20	9	254
30 to 49 cows	6	7	207	231	154,965	199,655	6	5	126,630	4	7,376	—	—	—	—	6	238
50 to 74 cows	3	—	180	—	176,818	—	3	3	167,868	—	—	—	—	—	—	3	250
75 to 99 cows	—	2	—	150	—	107,875	—	—	—	—	—	—	—	—	—	—	—
100 to 199 cows	—	1	—	100	—	73,600	—	—	—	—	—	—	—	—	—	—	—
Musselshell																	
Total	225	407	712	1,925	329,690	797,134	88	15	67,480	69	19,555	24	3,212	164	22,211	229	800
None	xxx	xxx	xxx	xxx	xxx	xxx	xxx	xxx	xxx	xxx	xxx	xxx	xxx	xxx	xxx	9	21
1 cow	68	134	68	213	33,880	84,838	4	—	—	3	262	1	10	39	3,256	67	94
2 cows	61		122		54,579		21	1	38	17	2,341	5	234	49	6,405	60	132
3 cows	38		114		47,660		16	3	660	11	2,365	6	784	32	4,480	37	120
4 cows	19	232	76	1,127	31,756	448,000	13	1	120	9	3,007	3	720	14	2,625	19	83
5 to 9 cows	32		198		79,760		27	4	6,397	23	8,647	9	1,464	27	5,171	30	183
10 to 14 cows	3	36	39	450	16,198	187,646	3	2	7,138	3	1,870	—	—	2	164	3	44
15 to 19 cows	—		—		—		—	—	—	—	—	—	—	—	—	—	—
20 cows and over	4	5	95	155	65,857	76,650	4	4	53,127	3	1,063	—	—	1	110	4	125
Park																	
Total	501	520	2,748	3,218	1,583,386	1,794,193	371	66	298,179	315	255,615	22	10,456	331	58,697	502	3,084
None	xxx	xxx	xxx	xxx	xxx	xxx	xxx	xxx	xxx	xxx	xxx	xxx	xxx	xxx	xxx	10	35
1 cow	70	152	70	219	42,149	118,072	19	10	3,107	7	971	3	336	43	4,255	69	87
2 cows	74		148		79,498		34	4	1,859	30	8,068	1	100	58	7,460	70	155
3 cows	63		189		99,545		40	4	4,150	35	11,506	3	504	47	6,210	61	249
4 cows	59	262	236	1,420	133,794	767,875	47	2	1,550	46	27,814	1	110	39	6,423	59	262
5 to 9 cows	171		1,104		620,128		167	16	26,330	152	117,259	8	6,210	116	24,491	169	1,214
10 to 14 cows	38	90	423	1,136	242,393	606,515	38	13	66,180	29	45,754	2	1,725	18	4,530	38	455
15 to 19 cows	13		217		125,710		13	7	51,189	9	19,898	2	691	5	1,653	13	241
20 to 29 cows	9	11	201	258	130,374	146,272	9	8	95,159	4	7,995	2	780	4	1,475	9	231
30 cows and over	4	5	160	185	109,775	155,459	4	2	48,675	3	16,350	—	—	1	200	4	159
Petroleum																	
Total	70	266	196	1,451	101,322	602,722	24	4	4,390	13	4,900	12	881	63	8,096	68	213
None	xxx	xxx	xxx	xxx	xxx	xxx	xxx	xxx	xxx	xxx	xxx	xxx	xxx	xxx	xxx	2	4
1 cow	18	71	18	103	8,445	39,055	1	—	—	—	—	1	5	15	798	17	20
2 cows	24		48		24,450		6	1	25	2	210	4	193	22	3,089	22	52
3 cows	11		33		13,842		4	1	65	2	385	2	180	11	1,208	11	34
4 cows	8	195	32	1,348	15,210	563,669	6	1	300	2	400	4	403	8	1,155	8	38
5 cows and over	9		65		39,375		7	1	4,000	7	3,905	1	100	9	1,848	8	65
Phillips																	
Total	667	985	2,222	4,182	1,073,110	1,800,510	341	28	78,093	265	110,407	108	20,637	539	96,962	643	2,455
None	xxx	xxx	xxx	xxx	xxx	xxx	xxx	xxx	xxx	xxx	xxx	xxx	xxx	xxx	xxx	17	38
1 cow	163	404	163	600	74,393	241,100	10	2	680	3	182	5	291	107	10,061	145	216
2 cows	176		352		165,288		55	3	1,020	38	6,188	19	1,742	152	23,194	160	389
3 cows	94		282		125,902		62	2	740	41	9,244	29	4,832	83	15,668	90	310
4 cows	76	505	304	2,580	150,397	1,095,398	67	2	115	55	18,079	20	4,295	66	15,892	73	329
5 to 9 cows	142		901		420,440		131	12	19,797	116	65,224	32	7,977	119	28,337	142	940
10 to 14 cows	11	76	121	1,002	59,840	464,012	11	2	9,500	9	8,890	3	1,500	10	3,610	11	121
15 cows and over	5		99		78,850		5	5	46,241	3	4,600	—	—	2	200	5	90
Pondera																	
Total	589	661	2,180	3,313	1,120,498	1,905,529	387	18	61,906	368	207,218	18	5,778	352	55,050	561	2,287
None	xxx	xxx	xxx	xxx	xxx	xxx	xxx	xxx	xxx	xxx	xxx	xxx	xxx	xxx	xxx	12	19
1 cow	117	225	117	345	49,843	174,044	14	—	—	14	1,686	1	100	63	6,045	101	140
2 cows	140		280		129,199		80	2	802	76	15,743	6	534	91	12,151	132	328
3 cows	104		312		156,675		81	1	400	77	24,293	3	1,064	74	12,255	98	331
4 cows	75	360	300	1,908	141,255	1,053,335	63	3	5,500	60	26,591	1	180	49	8,342	69	294
5 to 9 cows	129		789		417,283		125	6	5,686	120	97,997	6	2,955	67	13,701	125	782
10 to 14 cows	14	67	167	811	95,802	504,289	14	2	5,036	15	19,938	1	965	5	2,006	14	177
15 to 19 cows	5		76		41,945		5	2	11,782	3	5,040	—	—	3	550	5	74
20 cows and over	5	9	139	251	88,516	175,881	5	2	34,700	5	15,930	—	—	—	—	5	142
Powder River																	
Total	501	637	1,589	2,570	618,101	1,080,479	162	17	15,192	145	52,120	26	2,260	415	53,634	444	1,534
None	xxx	xxx	xxx	xxx	xxx	xxx	xxx	xxx	xxx	xxx	xxx	xxx	xxx	xxx	xxx	18	42
1 cow	117	259	117	404	45,617	168,689	3	—	—	2	205	1	86	75	5,553	107	137
2 cows	152		304		105,230		23	3	340	18	1,205	6	451	119	12,614	105	275
3 cows	83		249		91,258		23	—	—	20	3,475	4	286	79	11,466	75	250
4 cows	54	357	216	1,662	85,577	685,050	33	2	700	31	7,497	5	256	53	8,128	48	191
5 to 9 cows	80		496		196,589		67	9	7,852	61	24,145	9	1,211	75	12,786	76	470
10 to 14 cows	9		102		40,395		8	2	1,300	8	6,171	—	—	9	1,710	9	93
15 cows and over	6	41	105	504	53,475	226,740	5	1	5,000	5	9,424	1	10	5	1,377	6	96

TABLE 19.—COWS MILKED AND MILK PRODUCED, 1939 AND 1929; DAIRY PRODUCTS SOLD AND BUTTER CHURNED, 1939; AND COWS KEPT FOR MILK APR. 1, 1940; BY NUMBER OF COWS MILKED, BY COUNTIES—Continued

(For explanation and definitions, see text)

STATE OR COUNTY AND NUMBER OF COWS MILKED	COWS MILKED				MILK PRODUCED (GALLONS)		DAIRY PRODUCTS SOLD, 1939						BUTTER CHURNED ON FARMS, 1939		COWS KEPT MAINLY FOR MILK PRODUCTION, APR. 1, 1940	
	Farms reporting		Number					Whole milk sold		Cream sold		Butter sold				
	1939	1929	1939	1929	1939	1929	Farms reporting	Farms reporting	Gallons	Farms reporting	Pounds of butterfat	Farms reporting	Pounds	Farms reporting	Pounds	Farms reporting	Number
MONTANA—Contd.																	
Powell																	
Total	243	282	1,806	2,140	1,018,501	1,261,088	175	21	215,690	157	157,397	10	15,568	144	43,825	234	1,839
None	xxx	xxx	xxx	xxx	xxx	xxx	xxx	xxx	xxx	xxx	xxx	xxx	xxx	xxx	xxx	2	2
1 cow	22	70	22	101	13,756	50,925	2	1	172	1	186	-----	-------	13	1,156	19	29
2 cows	43		86		45,440		17	3	1,485	14	3,635	1	110	23	2,889	43	112
3 cows	19		57		37,367		12	2	66	9	3,447	2	604	17	2,452	18	54
4 cows	32	138	128	737	66,265	432,727	24	1	25	24	11,152	-----	-------	15	3,207	32	135
5 to 9 cows	74		480		269,029		70	2	2,290	68	54,208	3	1,500	48	13,113	71	490
10 to 14 cows	30	57	332	714	179,390	415,240	28	4	9,580	25	39,675	2	1,054	20	6,586	27	356
15 to 19 cows	8		132		68,630		8	1	6,000	8	18,664	-----	-------	3	662	7	108
20 to 29 cows	11	8	256	167	140,340	99,246	10	3	39,584	7	19,130	1	4,980	4	6,440	11	267
30 cows and over	4	9	313	421	198,284	264,950	4	4	156,488	1	7,300	1	7,320	1	7,320	4	286
Prairie																	
Total	191	419	758	2,292	296,582	985,216	102	9	23,099	85	40,079	23	3,115	168	18,977	188	822
None	xxx	xxx	xxx	xxx	xxx	xxx	xxx	xxx	xxx	xxx	xxx	xxx	xxx	xxx	xxx	6	11
1 cow	40	139	40	212	15,326	79,384	7	2	591	-----	-------	5	132	27	1,870	35	45
2 cows	51		102		32,977		10	1	900	7	832	2	125	45	3,885	49	106
3 cows	22		66		25,449		11	-----	-------	8	1,664	4	350	22	3,132	20	62
4 cows	9	206	36	1,073	14,595	469,112	7	-----	-------	6	1,626	2	830	9	1,397	9	35
5 to 9 cows	55		344		131,785		53	4	5,658	51	20,062	10	1,678	53	7,411	55	372
10 cows and over	14	74	170	1,007	76,450	436,720	14	2	15,950	13	15,895	-----	-------	12	1,282	14	191
Ravalli																	
Total	1,246	1,063	8,813	7,962	5,590,509	4,967,198	1,087	453	2,125,400	669	1,008,642	8	1,822	196	24,503	1,255	9,414
None	xxx	xxx	xxx	xxx	xxx	xxx	xxx	xxx	xxx	xxx	xxx	xxx	xxx	xxx	xxx	31	146
1 cow	183	235	183	351	116,676	196,670	83	28	15,474	54	12,282	1	200	80	8,501	175	243
2 cows	150		300		182,252		116	43	43,555	73	26,302	1	100	43	5,664	144	369
3 cows	109		327		198,459		98	39	61,093	62	32,766	1	20	20	2,901	108	387
4 cows	119	533	476	2,944	287,661	1,847,114	113	49	109,123	65	46,722	1	52	5	922	117	539
5 to 9 cows	376		2,552		1,564,266		369	151	530,571	227	312,929	3	150	32	3,345	374	2,711
10 to 14 cows	167	236	1,932	3,066	1,237,009	1,870,170	166	74	458,503	107	237,883	-----	-------	11	1,445	164	1,931
15 to 19 cows	83		1,339		884,445		83	38	341,551	49	159,551	-----	-------	3	325	83	1,352
20 to 29 cows	45	44	1,045	990	685,358	617,814	45	23	325,210	25	114,262	1	1,300	2	1,400	45	1,080
30 to 49 cows	10	11	367	378	231,288	227,640	10	6	126,010	4	33,584	-----	-------	-----	-------	10	413
50 cows and over	4	4	292	233	203,095	207,790	4	2	114,310	3	30,361	-----	-------	-----	-------	4	243
Richland																	
Total	882	1,016	2,805	4,200	1,441,439	1,885,985	472	28	97,867	366	161,786	147	27,297	772	143,354	874	3,176
None	xxx	xxx	xxx	xxx	xxx	xxx	xxx	xxx	xxx	xxx	xxx	xxx	xxx	xxx	xxx	34	66
1 cow	198	415	198	641	113,958	278,277	20	1	40	9	934	11	654	143	14,268	186	293
2 cows	256		512		256,198		106	3	640	71	11,255	41	4,390	236	36,377	247	578
3 cows	154		462		211,744		95	5	4,267	76	19,482	29	2,872	143	27,275	144	537
4 cows	106	523	424	2,536	205,087	1,130,029	93	3	740	73	26,973	27	6,756	99	23,596	100	457
5 to 9 cows	148		905		431,682		138	6	6,495	119	70,002	37	9,975	134	33,689	143	937
10 to 14 cows	14	70	158	828	87,135	374,439	14	4	13,310	13	14,541	2	2,650	13	7,089	14	144
15 to 19 cows	1		17		12,775		1	1	9,125	-----	-------	-----	-------	-----	-------	1	17
20 cows and over	5	8	129	195	122,860	103,240	5	5	63,250	5	18,599	-----	-------	4	1,060	5	147
Roosevelt																	
Total	614	777	2,340	3,236	1,115,549	1,325,105	349	24	118,707	267	116,606	120	21,215	507	99,137	624	2,654
None	xxx	xxx	xxx	xxx	xxx	xxx	xxx	xxx	xxx	xxx	xxx	xxx	xxx	xxx	xxx	22	42
1 cow	135	304	135	445	54,186	182,067	7	-----	-------	-----	-------	7	430	83	6,567	127	240
2 cows	124		248		94,218		43	3	766	21	2,909	24	1,946	105	16,257	122	281
3 cows	92		276		118,542		61	1	365	44	9,680	29	4,146	88	19,038	92	311
4 cows	89	420	356	2,063	160,905	859,354	72	5	4,312	60	18,916	20	4,240	74	17,188	89	397
5 to 9 cows	145		909		453,873		137	2	2,768	123	61,070	37	8,878	135	33,513	144	952
10 to 14 cows	20	45	221	540	106,403	206,203	20	7	25,258	15	16,209	3	1,575	16	4,819	19	197
15 to 19 cows	3		47		25,524		3	-----	-------	3	5,327	-----	-------	3	1,075	3	64
20 to 29 cows	6	7	148	153	101,898	72,921	6	6	85,238	1	2,495	-----	-------	3	700	6	170
30 to 49 cows	-------	1	-------	35	----------	4,560	-------	-----	----------	-------	----------	-----	-------	-------	----------	-------	-------
Rosebud																	
Total	437	636	1,485	2,769	683,463	1,177,051	185	64	113,406	114	55,257	37	13,145	337	54,198	424	1,559
None	xxx	xxx	xxx	xxx	xxx	xxx	xxx	xxx	xxx	xxx	xxx	xxx	xxx	xxx	xxx	11	33
1 cow	117	267	117	412	53,337	174,698	5	2	1,270	2	80	1	20	79	6,297	105	141
2 cows	121		242		101,192		29	14	9,149	7	898	11	917	99	11,961	113	286
3 cows	63		189		78,777		31	10	9,266	16	4,680	6	1,168	52	7,879	62	187
4 cows	34	310	136	1,593	60,403	672,500	23	5	7,150	18	5,248	5	525	28	4,958	32	142
5 to 9 cows	87		545		248,109		82	25	55,257	60	28,515	11	3,125	70	14,628	87	539
10 to 14 cows	7	55	76	682	38,435	294,553	7	2	4,640	6	5,724	2	2,190	5	2,650	7	80
15 to 19 cows	5		78		39,960		5	4	12,444	4	6,812	-----	-------	3	625	5	111
20 cows and over	3	4	102	82	63,250	35,300	3	2	54,250	1	3,300	1	5,200	1	5,200	2	40
Sanders																	
Total	619	483	2,949	2,842	1,826,009	1,837,469	453	28	57,373	436	423,466	13	2,247	280	38,303	631	3,228
None	xxx	xxx	xxx	xxx	xxx	xxx	xxx	xxx	xxx	xxx	xxx	xxx	xxx	xxx	xxx	31	93
1 cow	127	138	127	211	72,099	125,142	28	3	156	25	3,357	-----	-------	50	4,928	120	185
2 cows	89		178		94,729		43	4	1,155	39	8,296	3	374	59	8,185	87	203
3 cows	70		210		121,754		57	3	440	56	23,746	3	234	54	4,242	69	274
4 cows	67	261	268	1,497	155,951	951,619	61	3	429	57	37,101	3	300	37	5,087	66	285
5 to 9 cows	202		1,314		844,260		200	5	10,600	197	213,095	4	1,339	75	11,162	195	1,297
10 to 14 cows	52	72	580	875	367,261	586,903	52	7	18,497	50	95,382	-----	-------	20	3,887	51	623
15 to 19 cows	5		81		56,290		5	1	5,100	5	14,370	-----	-------	1	156	5	75
20 to 29 cows	4	12	85	259	49,665	173,805	4	-----	-------	4	16,128	-----	-------	3	458	4	90
30 to 49 cows	3	-------	106	-------	64,000	----------	3	2	20,996	3	11,991	-----	-------	1	200	5	103

TABLE 19.—COWS MILKED AND MILK PRODUCED, 1939 AND 1929; DAIRY PRODUCTS SOLD AND BUTTER CHURNED, 1939; AND COWS KEPT FOR MILK APR. 1, 1940; BY NUMBER OF COWS MILKED, BY COUNTIES—Continued

(For explanation and definitions, see text)

STATE OR COUNTY AND NUMBER OF COWS MILKED	COWS MILKED				MILK PRODUCED (GALLONS)		DAIRY PRODUCTS SOLD, 1939						BUTTER CHURNED ON FARMS, 1939		COWS KEPT MAINLY FOR MILK PRODUCTION, APR. 1, 1940	
	Farms reporting		Number					Whole milk sold		Cream sold		Butter sold				
	1939	1929	1939	1929	1939	1929	Farms reporting	Farms reporting	Gallons	Farms reporting	Pounds of butterfat	Farms reporting	Pounds	Farms reporting	Pounds	Farms reporting	Number
MONTANA—Contd.																	
Sheridan																	
Total	854	1,138	3,090	4,878	1,679,685	2,013,626	539	26	56,645	458	194,324	142	22,649	790	163,118	853	3,675
None	xxx	xxx	xxx	xxx	xxx	xxx	xxx	xxx	xxx	xxx	xxx	xxx	xxx	xxx	xxx	14	43
1 cow	142	366	142	587	65,031	228,621	20	6	1,285	7	539	8	449	111	10,986	134	210
2 cows	214		428		177,577		88	3	1,270	64	9,851	28	2,258	198	31,619	212	550
3 cows	148		444		214,750		107	6	943	89	19,480	34	4,973	145	31,173	146	541
4 cows	132	709	528	3,506	285,941	1,413,453	110	2	85	97	30,956	27	3,970	127	31,947	131	609
5 to 9 cows	191		1,151		690,896		187	2	2,790	175	99,502	44	10,079	186	51,307	189	1,288
10 to 14 cows	16	61	162	737	117,070	343,872	16	1	180	15	18,622	3	920	16	4,799	16	182
15 to 19 cows	5		79		47,675		5	2	9,490	5	7,690	———	———	4	865	5	85
20 to 29 cows	6	2	136	48	80,945	27,680	6	4	40,600	6	6,684	———	———	3	422	8	167
Silver Bow																	
Total	112	127	1,413	1,724	906,404	980,778	73	68	765,198	14	9,328	1	200	36	4,395	111	1,724
None	xxx	xxx	xxx	xxx	xxx	xxx	xxx	xxx	xxx	xxx	xxx	xxx	xxx	xxx	xxx	6	21
1 cow	13	30	13	42	5,455	14,677	1	1	500	———	———	———	———	4	291	11	15
2 cows	22		44		23,820		4	3	1,200	———	———	1	200	14	2,512	19	50
3 cows	10		30		10,045		3	2	1,740	1	300	———	———	5	392	9	36
4 cows	2	30	8	161	4,100	67,038	1	1	500	———	———	———	———	1	500	1	4
5 to 9 cows	8		52		20,619		7	5	10,785	3	2,008	———	———	5	175	8	68
10 to 14 cows	14		163		108,486		14	13	94,738	4	2,362	———	———	1	75	14	210
15 to 19 cows	11	28	184	385	121,365	210,635	11	11	117,003	1	224	———	———	1	100	11	208
20 to 29 cows	21	22	463	510	302,493	293,330	21	21	272,881	3	2,920	———	———	3	190	21	616
30 cows and over	11	17	456	626	310,021	395,098	11	11	265,851	2	1,514	———	———	2	160	11	496
Stillwater																	
Total	654	815	3,107	4,756	1,612,454	2,437,919	502	48	118,137	468	320,147	21	4,563	511	69,456	640	3,468
None	xxx	xxx	xxx	xxx	xxx	xxx	xxx	xxx	xxx	xxx	xxx	xxx	xxx	xxx	xxx	12	88
1 cow	105	203	105	316	59,392	150,311	26	5	451	22	2,555	2	90	77	6,307	94	130
2 cows	99		198		99,115		57	2	496	56	11,340	3	70	83	9,094	95	238
3 cows	85		255		128,876		70	6	5,039	66	22,309	2	264	68	8,449	83	267
4 cows	85	469	340	2,535	174,944	1,243,880	76	2	338	75	34,432	3	956	76	10,624	83	401
5 to 9 cows	221		1,444		705,189		214	17	36,179	199	149,196	9	2,833	173	28,604	216	1,472
10 to 14 cows	43	133	478	1,649	266,063	881,728	43	11	29,666	37	63,764	1	200	26	4,679	42	545
15 to 19 cows	12		197		123,373		12	4	36,968	10	21,561	1	150	6	1,399	11	196
20 to 29 cows	4	8	90	176	57,502	112,000	4	1	9,000	3	14,990	———	———	2	300	4	131
30 to 49 cows	———	2	———	80	———	50,000	———	———	———	———	———	———	———	———	———	———	———
Sweet Grass																	
Total	393	436	2,137	2,913	1,105,027	1,347,171	303	11	51,849	298	218,559	8	2,076	327	58,053	391	2,315
None	xxx	xxx	xxx	xxx	xxx	xxx	xxx	xxx	xxx	xxx	xxx	xxx	xxx	xxx	xxx	11	32
1 cow	35	75	35	116	17,304	49,398	4	1	400	3	356	———	———	17	1,426	30	48
2 cows	47		94		44,275		22	———	———	22	4,750	———	———	40	5,715	45	87
3 cows	48		144		70,138		37	———	———	37	12,464	———	———	44	6,302	48	156
4 cows	47	268	188	1,472	107,021	670,856	40	1	250	39	19,016	———	———	42	7,492	44	233
5 to 9 cows	174		1,121		562,885		158	3	2,475	157	118,138	6	1,505	149	29,358	172	1,162
10 to 14 cows	34	93	385	1,325	202,644	626,917	34	4	17,304	32	44,513	2	571	31	6,607	33	410
15 cows and over	8		170		100,760		8	2	31,420	8	19,322	———	———	4	1,153	8	187
Teton																	
Total	733	709	2,893	3,037	1,586,381	1,449,629	514	30	59,210	455	289,275	84	19,086	479	82,432	701	3,183
None	xxx	xxx	xxx	xxx	xxx	xxx	xxx	xxx	xxx	xxx	xxx	xxx	xxx	xxx	xxx	15	50
1 cow	122	271	122	409	67,215	203,222	27	4	735	13	1,547	13	920	87	9,276	106	147
2 cows	174		348		161,268		101	6	1,552	75	14,990	30	3,394	126	19,189	165	402
3 cows	106		318		142,140		78	3	209	73	25,813	15	3,141	64	11,691	100	343
4 cows	89	386	356	1,961	185,340	952,172	81	4	4,062	77	34,651	7	1,794	61	11,054	86	394
5 to 9 cows	208		1,302		723,233		193	9	10,327	187	156,669	14	4,807	122	23,196	198	1,379
10 to 14 cows	27	52	312	667	193,265	294,235	27	3	24,525	24	37,345	4	3,150	16	5,786	26	326
15 cows and over	7		155		83,920		7	1	18,000	6	18,260	1	1,880	3	2,240	7	142
Toole																	
Total	322	377	1,178	1,628	626,580	705,557	175	24	140,566	110	47,301	70	18,683	290	64,612	329	1,297
None	xxx	xxx	xxx	xxx	xxx	xxx	xxx	xxx	xxx	xxx	xxx	xxx	xxx	xxx	xxx	14	25
1 cow	74	164	74	248	40,758	104,272	10	———	———	6	447	4	247	62	5,806	72	92
2 cows	83		166		82,349		35	3	660	17	2,278	16	1,853	78	12,896	78	169
3 cows	58		174		82,438		36	3	2,100	25	7,233	11	2,129	53	11,457	58	193
4 cows	39	178	156	886	69,815	381,290	31	4	1,168	21	6,099	13	2,627	38	10,764	39	152
5 to 9 cows	51		317		144,670		46	4	820	32	17,928	18	6,874	48	15,975	51	309
10 to 14 cows	10	55	115	494	60,930	219,995	10	4	26,330	5	4,113	5	4,060	7	5,935	10	130
15 cows and over	7		176		145,620		7	6	109,488	4	9,203	3	893	4	1,779	7	227
Treasure																	
Total	160	204	497	878	248,094	369,434	77	11	9,644	71	36,151	7	772	159	18,547	163	522
None	xxx	xxx	xxx	xxx	xxx	xxx	xxx	xxx	xxx	xxx	xxx	xxx	xxx	xxx	xxx	5	9
1 cow	43	92	43	144	21,862	68,883	4	3	221	1	80	1	10	30	2,336	43	50
2 cows	51		102		45,427		20	1	80	19	2,932	3	232	48	5,785	50	110
3 cows	23		69		29,465		14	1	200	13	3,872	1	200	21	3,276	22	65
4 cows	18	98	72	523	27,844	223,161	16	1	25	16	5,034	———	———	17	2,395	18	87
5 to 9 cows	18		117		67,996		16	3	1,743	15	12,014	2	330	18	3,682	18	126
10 cows and over	7	14	94	211	55,500	77,390	7	2	7,375	7	12,219	———	———	5	1,073	7	75

TABLE 19.—COWS MILKED AND MILK PRODUCED, 1939 AND 1929; DAIRY PRODUCTS SOLD AND BUTTER CHURNED, 1939; AND COWS KEPT FOR MILK APR. 1, 1940; BY NUMBER OF COWS MILKED, BY COUNTIES—Continued

(For explanation and definitions, see text)

STATE OR COUNTY AND NUMBER OF COWS MILKED	COWS MILKED				MILK PRODUCED (GALLONS)		DAIRY PRODUCTS SOLD, 1939						BUTTER CHURNED ON FARMS, 1939		COWS KEPT MAINLY FOR MILK PRODUCTION, APR. 1, 1940	
	Farms reporting		Number					Whole milk sold		Cream sold		Butter sold				
	1939	1929	1939	1929	1939	1929	Farms reporting	Farms reporting	Gallons	Farms reporting	Pounds of butterfat	Farms reporting	Pounds	Farms reporting	Pounds	Farms reporting	Number
MONTANA—Contd.																	
Valley																	
Total	789	1,165	2,889	4,649	1,598,366	1,891,495	444	90	264,757	274	119,317	186	30,295	654	108,053	807	3,235
None	xxx	xxx	xxx	xxx	xxx	xxx	xxx	xxx	xxx	xxx	xxx	xxx	xxx	xxx	xxx	26	58
1 cow	196	476	196	734	102,390	308,852	18	4	2,010	2	265	13	717	132	9,151	190	239
2 cows	192		384		185,565		84	9	5,780	38	5,555	47	6,196	170	24,880	191	448
3 cows	104		312		144,246		70	4	1,845	44	8,459	29	4,229	95	17,056	104	341
4 cows	101	626	404	3,121	195,275	1,252,762	84	9	5,923	55	20,054	43	6,889	90	20,366	100	444
5 to 9 cows	152		955		426,989		145	34	45,385	112	59,984	47	10,356	125	31,390	152	1,013
10 to 14 cows	34	58	373	667	166,363	285,251	33	20	63,700	22	23,032	6	1,870	21	5,150	34	426
15 to 19 cows	3		45		26,740		3	3	22,598	------	----------	------	-------	------	-------	3	46
20 to 29 cows	3	4	61	87	42,250	45,150	3	3	29,950	------	----------	1	38	1	300	3	61
30 cows and over	4	1	159	40	100,750	19,500	4	4	89,566	1	2,190	------	-------	------	-------	4	159
Wheatland																	
Total	173	263	758	1,492	384,009	676,554	92	21	54,442	79	42,030	12	3,065	126	23,655	176	854
None	xxx	xxx	xxx	xxx	xxx	xxx	xxx	xxx	xxx	xxx	xxx	xxx	xxx	xxx	xxx	4	6
1 cow	26	65	26	105	14,280	55,948	2	------	----------	2	148	------	-------	19	1,422	26	34
2 cows	38		76		32,733		11	3	251	8	1,514	------	-------	50	3,807	38	83
3 cows	29		87		42,025		11	1	730	7	2,384	3	443	25	5,387	29	118
4 cows	27	156	108	815	48,505	354,046	21	2	3,682	20	6,129	1	175	19	3,752	26	100
5 to 9 cows	37		238		112,451		31	7	4,816	28	16,921	7	1,367	27	7,333	37	257
10 to 14 cows	12	42	141	572	87,815	268,560	12	5	20,563	10	10,904	1	1,080	5	1,924	12	169
15 cows and over	4		82		46,200		4	3	24,400	4	4,030	------	-------	1	50	4	107
Wibaux																	
Total	270	394	1,257	2,136	654,521	994,206	193	3	1,525	187	110,109	17	2,815	244	39,791	270	1,406
None	xxx	xxx	xxx	xxx	xxx	xxx	xxx	xxx	xxx	xxx	xxx	xxx	xxx	xxx	xxx	1	1
1 cow	51	90	51	130	12,474	62,252	2	------	----------	2	170	------	-------	19	1,401	30	55
2 cows	49		98		39,363		21	------	----------	16	2,014	6	586	45	5,687	49	115
3 cows	36		108		46,500		22	1	75	21	4,156	2	90	33	5,398	36	133
4 cows	42	255	168	1,419	97,336	665,105	39	------	----------	39	12,875	4	795	40	6,758	42	192
5 to 9 cows	94		603		320,112		91	2	1,450	91	62,528	4	544	90	15,361	94	666
10 to 14 cows	15	49	165	587	82,069	266,849	15	------	----------	15	20,180	1	1,000	14	4,316	15	164
15 cows and over	3		64		36,667		3	------	----------	3	8,208	------	-------	3	870	3	82
Yellowstone																	
Total	1,321	1,371	5,919	5,782	3,688,005	3,413,760	865	163	817,600	729	550,773	54	26,104	747	120,345	1,277	6,416
None	xxx	xxx	xxx	xxx	xxx	xxx	xxx	xxx	xxx	xxx	xxx	xxx	xxx	xxx	xxx	33	82
1 cow	291	586	291	862	165,306	470,474	54	16	3,265	29	3,845	15	1,251	154	15,516	255	328
2 cows	265		530		277,438		125	28	11,781	101	26,298	8	501	170	20,941	247	601
3 cows	151		453		244,056		103	12	11,618	91	36,334	8	1,041	99	13,817	142	475
4 cows	156	688	624	3,458	315,586	1,882,239	139	8	8,534	135	60,654	3	98	90	13,179	151	659
5 to 9 cows	344		2,197		1,270,105		330	47	107,317	299	251,830	16	4,413	202	32,925	338	2,564
10 to 14 cows	68	84	754	1,100	511,272	769,425	68	19	119,140	52	91,087	4	4,800	22	8,027	67	780
15 to 19 cows	29		487		387,484		29	20	238,099	14	41,802	------	-------	5	940	28	492
20 to 29 cows	10	10	226	258	186,336	207,662	10	7	106,645	4	10,070	1	7,000	3	8,100	9	255
30 cows and over	7	3	357	124	330,422	83,960	7	6	209,201	4	28,853	1	7,000	2	7,100	7	380
NEBRASKA																	
Total	104,428	115,435	565,018	621,456	252,474,794	292,937,815	90,581	10,149	29,607,860	82,025	48,813,124	2,919	606,754	81,390	9,340,036	103,857	609,459
None	xxx	xxx	xxx	xxx	xxx	xxx	xxx	xxx	xxx	xxx	xxx	xxx	xxx	xxx	xxx	2,100	7,264
1 cow	9,460	26,087	9,460	41,481	4,481,660	20,286,117	2,443	409	89,909	1,940	195,155	227	15,846	5,679	591,615	8,575	15,385
2 cows	12,482		24,964		11,116,980		8,385	715	558,184	7,620	1,447,318	368	38,028	9,508	867,555	12,029	30,715
3 cows	11,973		35,919		16,032,954		10,678	826	731,834	9,886	2,909,913	377	50,405	9,509	956,807	11,699	41,093
4 cows	14,250	75,686	57,000	398,125	25,301,163	187,114,115	13,552	1,172	1,544,392	12,494	5,039,874	454	77,195	11,495	1,219,224	14,001	62,886
5 to 9 cows	44,851		289,904		127,401,208		44,151	4,896	11,772,001	40,189	26,558,396	1,175	275,208	38,358	4,461,987	44,238	306,802
10 to 14 cows	8,928	12,481	99,852	150,963	43,926,682	69,467,884	8,895	1,400	6,451,092	7,876	8,916,797	235	89,574	7,087	1,085,057	8,789	100,454
15 to 19 cows	1,693		27,441		12,584,551		1,689	377	2,747,575	1,442	2,574,146	50	24,069	1,282	234,098	1,653	27,142
20 to 29 cows	658	911	14,711	20,209	7,318,844	9,490,520	656	254	2,726,521	504	1,122,804	28	20,420	439	96,864	642	15,988
30 to 49 cows	109	230	3,746	7,893	2,537,357	4,560,126	108	76	1,556,088	65	227,094	6	17,195	50	25,299	107	3,801
50 to 74 cows	13	31	809	1,780	626,095	1,547,803	13	13	534,760	6	16,737	1	1,000	3	1,550	13	794
75 to 99 cows	6	4	527	347	533,173	335,800	6	6	504,587	1	5,110	------	-------	------	-------	6	553
100 to 199 cows	5	5	685	660	614,127	535,450	5	5	610,759	------	----------	------	-------	------	-------	5	782
Adams																	
Total	1,268	1,536	6,105	6,805	3,010,188	3,685,618	1,122	128	572,446	1,021	468,269	55	4,962	1,044	116,185	1,263	6,805
None	xxx	xxx	xxx	xxx	xxx	xxx	xxx	xxx	xxx	xxx	xxx	xxx	xxx	xxx	xxx	20	58
1 cow	125	443	125	693	63,696	365,192	45	5	968	38	3,453	5	340	86	6,781	117	182
2 cows	174		348		160,577		132	7	2,137	122	21,172	10	1,069	143	13,899	169	432
3 cows	184		552		256,518		174	11	8,337	167	49,154	3	604	158	15,489	180	618
4 cows	217	1,016	868	5,041	404,650	2,693,613	209	14	20,744	197	73,106	5	1,494	191	21,004	213	935
5 to 9 cows	493		3,097		1,462,718		487	59	166,633	446	264,566	10	1,111	420	52,447	489	3,251
10 to 14 cows	53	69	590	840	304,300	459,152	53	18	115,088	39	42,849	1	104	33	4,463	53	629
15 to 19 cows	12		200		126,352		12	8	75,000	7	4,501	1	240	8	1,562	12	194
20 cows and over	10	8	325	231	231,377	167,661	10	8	185,539	5	9,668	------	-------	5	640	10	506
Antelope																	
Total	1,756	1,995	10,220	11,596	4,542,135	5,251,389	1,599	52	155,515	1,548	958,617	34	9,819	1,411	178,097	1,785	11,004
None	xxx	xxx	xxx	xxx	xxx	xxx	xxx	xxx	xxx	xxx	xxx	xxx	xxx	xxx	xxx	52	186
1 cow	103	333	103	542	50,295	267,352	25	2	175	21	1,938	2	250	69	6,038	92	150
2 cows	172		344		155,116		131	2	1,320	124	25,831	5	352	156	15,684	166	458
3 cows	171		515		225,157		153	1	500	151	44,753	4	466	155	15,301	171	612
4 cows	234	1,413	936	7,801	375,265	3,502,470	225	7	7,585	214	77,935	8	3,089	191	23,535	232	1,089
5 to 9 cows	878		5,804		2,575,537		868	29	52,879	844	557,502	11	2,941	714	92,500	873	6,050
10 to 14 cows	149	258	1,679	2,852	733,514	1,230,915	148	4	12,780	145	171,637	4	2,741	128	20,432	148	1,654
15 to 19 cows	40		638		317,016		40	2	18,321	40	64,461	------	-------	34	6,182	40	644
20 cows and over	9	11	203	401	112,235	250,654	9	5	41,755	9	16,560	------	-------	4	425	9	201

TABLE 19.—COWS MILKED AND MILK PRODUCED, 1939 AND 1929; DAIRY PRODUCTS SOLD AND BUTTER CHURNED, 1939; AND COWS KEPT FOR MILK APR. I, 1940; BY NUMBER OF COWS MILKED, BY COUNTIES—Continued

(For explanation and definitions, see text)

STATE OR COUNTY AND NUMBER OF COWS MILKED	COWS MILKED				MILK PRODUCED (GALLONS)		DAIRY PRODUCTS SOLD, 1939							BUTTER CHURNED ON FARMS, 1939		COWS KEPT MAINLY FOR MILK PRODUCTION, APR. 1, 1940	
	Farms reporting		Number					Whole milk sold		Cream sold		Butter sold					
	1939	1929	1939	1929	1939	1929	Farms reporting	Farms reporting	Gallons	Farms reporting	Pounds of butterfat	Farms reporting	Pounds	Farms reporting	Pounds	Farms reporting	Number
NEBRASKA—Contd.																	
Arthur																	
Total	172	213	1,529	1,819	563,495	780,499	133	2	2,220	131	110,862	7	670	160	19,200	170	1,518
None	xxx	xxx	xxx	xxx	xxx	xxx	xxx	xxx	xxx	xxx	xxx	xxx	xxx	xxx	xxx	———	———
1 cow	13	44	13	67	5,275	52,428	2	———	———	1	100	1	50	6	477	12	18
2 cows	14		28		10,165		3	1	220	2	400	———	———	13	1,354	14	36
3 cows	9		27		11,475		1	———	———	1	180	———	———	9	1,522	9	31
4 cows	9	74	36	444	10,590	187,657	3	———	———	3	560	1	75	9	1,122	9	31
5 to 9 cows	45		301		136,420		42	———	———	42	28,779	2	105	45	5,395	45	306
10 to 14 cows	53	79	615	970	214,585	415,611	53	———	———	53	46,771	2	240	49	5,520	52	562
15 to 19 cows	23		365		124,425		23	———	———	23	25,772	———	———	23	3,025	23	391
20 cows and over	6	16	144	338	50,560	144,825	6	1	2,000	6	10,300	1	200	6	985	6	143
Banner																	
Total	258	262	991	1,097	424,751	486,705	181	4	5,075	179	69,112	3	350	234	26,668	248	1,094
None	xxx	xxx	xxx	xxx	xxx	xxx	xxx	xxx	xxx	xxx	xxx	xxx	xxx	xxx	xxx	4	11
1 cow	46	101	46	159	22,450	73,970	6	———	———	6	465	———	———	39	2,575	39	57
2 cows	48		96		45,778		28	———	———	27	4,047	2	250	43	4,016	45	116
3 cows	40		120		54,861		34	———	———	34	8,914	———	———	36	3,143	38	128
4 cows	43	147	172	755	66,363	330,645	35	———	———	35	10,253	1	100	40	4,326	42	193
5 to 9 cows	70		441		169,259		67	4	5,075	66	30,657	———	———	65	9,728	70	461
10 to 14 cows	11	12	116	142	68,040	61,090	11	———	———	11	14,776	———	———	11	2,882	10	128
15 to 19 cows	———		———		———		———	———	———	———	———	———	———	———	———	———	———
20 to 29 cows	———	2	———	41	———	21,000	———	———	———	———	———	———	———	———	———	———	———
Blaine																	
Total	249	238	1,999	2,027	772,851	718,500	219	8	6,207	214	165,815	3	516	252	30,704	254	2,081
None	xxx	xxx	xxx	xxx	xxx	xxx	xxx	xxx	xxx	xxx	xxx	xxx	xxx	xxx	xxx	12	89
1 cow	16	38	16	62	5,929	22,017	3	1	300	3	158	———	———	10	677	15	42
2 cows	22		44		16,620		12	1	180	9	650	3	516	21	2,966	20	44
3 cows	19		57		20,455		17	———	———	17	2,794	———	———	18	2,297	17	56
4 cows	18	109	72	702	26,104	246,021	16	1	1,200	15	5,204	———	———	17	2,052	18	84
5 to 9 cows	92		661		264,389		89	2	1,957	89	57,242	———	———	88	11,627	91	725
10 to 14 cows	52	81	600	1,036	226,744	370,082	52	3	2,570	51	50,875	———	———	48	6,089	51	563
15 to 19 cows	20		325		130,535		20	———	———	20	27,562	———	———	20	5,029	20	281
20 cows and over	10	10	224	227	82,075	80,380	10	———	———	10	21,330	———	———	10	1,987	10	197
Boone																	
Total	1,449	1,852	7,126	10,669	3,108,658	5,145,589	1,233	66	114,669	1,191	575,050	25	2,705	1,248	136,038	1,451	7,937
None	xxx	xxx	xxx	xxx	xxx	xxx	xxx	xxx	xxx	xxx	xxx	xxx	xxx	xxx	xxx	28	78
1 cow	130	272	130	449	60,980	220,785	28	2	525	27	2,450	———	———	84	5,768	121	217
2 cows	177		354		147,818		112	4	2,340	108	16,423	3	170	151	13,268	173	429
3 cows	192		576		259,255		162	8	3,717	154	32,306	3	748	174	19,161	189	671
4 cows	207	1,349	828	7,408	343,249	3,591,759	200	10	3,495	194	65,952	6	459	187	19,229	204	997
5 to 9 cows	648		4,081		1,750,517		636	27	36,369	618	348,800	11	1,526	570	66,511	642	4,383
10 to 14 cows	78	251	856	2,812	381,421	1,333,045	78	9	29,365	74	76,207	———	———	68	10,021	77	850
15 cows and over	17		301		185,418		17	6	38,858	16	32,932	———	———	14	2,080	17	312
Box Butte																	
Total	663	705	3,596	3,747	1,816,873	1,720,911	528	28	276,525	509	343,819	10	1,966	507	59,197	661	3,900
None	xxx	xxx	xxx	xxx	xxx	xxx	xxx	xxx	xxx	xxx	xxx	xxx	xxx	xxx	xxx	16	49
1 cow	84	213	84	325	34,296	161,072	9	———	———	9	1,032	———	———	44	5,756	77	117
2 cows	86		172		74,501		45	———	———	45	9,878	1	196	61	6,247	82	201
3 cows	85		255		117,596		78	1	2,600	77	23,753	1	27	67	7,115	85	307
4 cows	85	407	332	2,125	144,300	958,087	78	———	———	78	32,263	———	———	74	8,627	82	390
5 to 9 cows	249		1,589		734,383		242	3	8,774	240	173,118	6	881	213	25,923	244	1,688
10 to 14 cows	54	71	602	867	328,773	576,467	54	10	53,963	47	66,444	1	132	38	4,939	54	600
15 to 19 cows	12		194		113,204		12	6	50,721	8	16,129	———	———	5	778	11	167
20 to 29 cows	6	10	158	245	99,140	111,425	6	5	60,147	2	3,955	1	730	2	1,100	6	143
30 cows and over	4	4	230	187	170,680	113,860	4	3	100,320	3	17,247	———	———	3	712	4	238
Boyd																	
Total	795	962	5,435	5,949	1,954,161	2,525,933	727	19	20,553	709	457,232	31	2,844	723	80,856	805	5,981
None	xxx	xxx	xxx	xxx	xxx	xxx	xxx	xxx	xxx	xxx	xxx	xxx	xxx	xxx	xxx	20	76
1 cow	41	162	41	259	11,351	118,062	7	1	200	5	296	2	94	20	1,244	37	66
2 cows	59		118		39,858		36	3	1,287	29	4,365	5	333	52	4,593	57	160
3 cows	62		186		74,612		56	1	547	54	15,556	4	335	51	4,501	61	226
4 cows	64	632	256	3,554	93,155	1,488,644	62	3	2,970	60	18,512	3	239	55	5,674	63	294
5 to 9 cows	389		2,605		924,904		387	8	6,474	382	216,483	12	1,243	372	41,271	388	2,831
10 to 14 cows	144	157	1,608	1,880	573,906	789,501	143	2	1,975	143	141,807	4	450	139	17,934	143	1,700
15 to 19 cows	30		489		182,775		30	———	———	30	48,449	1	150	28	4,705	30	520
20 to 29 cows	6	10	132	218	53,600	66,475	6	1	7,100	6	11,764	———	———	6	934	6	108
30 to 49 cows	———	1	———	38	———	63,251	———	———	———	———	———	———	———	———	———	———	———
Brown																	
Total	648	634	5,219	5,280	2,001,906	2,260,374	581	15	57,285	576	475,393	16	1,825	533	63,182	649	5,442
None	xxx	xxx	xxx	xxx	xxx	xxx	xxx	xxx	xxx	xxx	xxx	xxx	xxx	xxx	xxx	11	46
1 cow	45	99	43	153	18,536	67,371	7	———	———	6	474	1	25	28	1,637	40	57
2 cows	57		114		45,267		34	———	———	34	5,868	2	42	48	5,892	56	154
3 cows	38		114		54,141		33	———	———	32	10,054	2	176	28	2,925	36	120
4 cows	43	302	172	1,729	65,069	805,731	42	———	———	42	14,366	———	———	35	2,944	42	193
5 to 9 cows	250		1,706		685,612		248	3	2,990	246	165,192	7	1,046	211	24,833	247	1,796
10 to 14 cows	138	198	1,587	2,524	588,847	1,049,276	138	4	2,570	138	146,908	3	531	119	16,185	138	1,627
15 to 19 cows	46		734		277,424		46	3	24,450	46	60,348	1	5	39	6,742	46	748
20 cows and over	33	35	749	874	267,010	339,996	33	5	27,275	32	72,165	———	———	25	4,024	33	701

TABLE 19.—COWS MILKED AND MILK PRODUCED, 1939 AND 1929; DAIRY PRODUCTS SOLD AND BUTTER CHURNED, 1939; AND COWS KEPT FOR MILK APR. 1, 1940; BY NUMBER OF COWS MILKED, BY COUNTIES—Continued

(For explanation and definitions, see text)

STATE OR COUNTY AND NUMBER OF COWS MILKED	COWS MILKED				MILK PRODUCED (GALLONS)		DAIRY PRODUCTS SOLD, 1939							BUTTER CHURNED ON FARMS, 1939		COWS KEPT MAINLY FOR MILK PRODUCTION, APR. 1, 1940	
	Farms reporting		Number					Whole milk sold		Cream sold		Butter sold					
	1939	1929	1939	1929	1939	1929	Farms reporting	Farms reporting	Gallons	Farms reporting	Pounds of butterfat	Farms reporting	Pounds	Farms reporting	Pounds	Farms reporting	Number
NEBRASKA—Contd.																	
Buffalo																	
Total	1,948	2,154	10,593	10,712	5,170,161	5,373,293	1,719	105	310,932	1,648	1,068,131	52	11,365	1,635	180,562	1,941	11,419
None	xxx	xxx	xxx	xxx	xxx	xxx	xxx	xxx	xxx	xxx	xxx	xxx	xxx	xxx	xxx	25	61
1 cow	185	517	185	802	102,370	386,310	48	6	1,477	39	3,775	6	532	122	9,731	173	221
2 cows	237		474		241,727		179	8	4,608	170	34,144	5	212	183	16,226	229	619
3 cows	190		570		274,200		171	4	5,200	162	50,893	9	1,187	164	16,552	189	651
4 cows	262	1,445	1,048	7,512	506,290	3,691,774	256	13	10,730	251	100,575	5	745	229	22,378	258	1,105
5 to 9 cows	863		5,649		2,688,547		852	44	105,992	826	585,837	18	4,281	759	87,131	857	6,074
10 to 14 cows	175	184	1,945	2,196	949,493	1,138,184	175	22	86,224	164	209,812	8	3,406	148	22,116	172	1,994
15 to 19 cows	27		430		221,468		27	3	19,410	26	51,415	-----	-----	21	3,717	27	436
20 cows and over	11	8	294	202	186,066	157,025	11	5	77,291	10	31,680	1	1,000	9	2,511	11	260
Burt																	
Total	1,373	1,474	6,961	6,481	3,737,073	3,614,611	1,219	98	305,110	1,132	800,976	29	5,544	912	117,183	1,388	7,725
None	xxx	xxx	xxx	xxx	xxx	xxx	xxx	xxx	xxx	xxx	xxx	xxx	xxx	xxx	xxx	28	79
1 cow	107	352	107	585	57,400	340,250	21	-----	-----	21	2,333	-----	-----	65	5,594	103	171
2 cows	152		304		162,246		108	3	300	103	21,453	4	420	112	12,412	150	386
3 cows	179		537		280,103		168	6	4,225	160	58,389	7	1,345	119	14,796	178	634
4 cows	234	1,046	936	4,966	519,952	2,748,908	230	18	24,630	211	115,001	4	804	152	18,513	233	1,046
5 to 9 cows	584		3,650		1,887,930		575	41	107,670	536	439,816	12	2,865	391	53,862	579	3,890
10 to 14 cows	95	72	1,029	833	584,258	488,533	95	21	93,850	84	119,568	1	50	61	8,839	95	1,059
15 to 19 cows	16		260		167,709		16	5	39,960	13	31,351	1	60	9	2,812	16	304
20 to 29 cows	6	3	138	67	77,475	26,920	6	4	34,475	4	13,065	-----	-----	3	355	6	154
30 to 49 cows	-----	1	-----	30	-----	10,000	-----	-----	-----	-----	-----	-----	-----	-----	-----	-----	-----
Butler																	
Total	1,651	1,752	6,755	7,177	2,902,495	2,904,187	1,411	112	204,536	1,317	538,703	49	9,206	1,244	104,672	1,610	7,448
None	xxx	xxx	xxx	xxx	xxx	xxx	xxx	xxx	xxx	xxx	xxx	xxx	xxx	xxx	xxx	34	85
1 cow	197	554	197	888	80,346	357,392	78	7	1,345	69	4,894	3	152	117	5,022	169	253
2 cows	307		614		259,499		223	12	7,375	211	37,866	7	802	225	15,505	292	775
3 cows	273		819		342,024		262	11	7,163	253	66,528	9	1,211	220	15,904	265	998
4 cows	257	1,123	1,028	5,388	434,525	2,181,809	240	18	26,712	225	78,513	12	1,322	200	16,930	248	1,133
5 to 9 cows	567		3,523		1,505,156		558	53	96,356	517	301,685	15	2,803	444	44,322	553	3,595
10 to 14 cows	46	75	504	901	230,813	564,986	46	9	38,350	39	43,589	3	2,916	36	6,423	45	496
15 to 19 cows	4		70		50,332		4	2	27,235	3	5,628	-----	-----	2	566	4	115
Cass																	
Total	1,686	1,840	7,681	7,831	3,700,769	3,904,155	1,462	256	584,630	1,265	707,708	47	7,868	1,193	132,458	1,692	8,474
None	xxx	xxx	xxx	xxx	xxx	xxx	xxx	xxx	xxx	xxx	xxx	xxx	xxx	xxx	xxx	37	112
1 cow	185	598	185	955	97,962	487,917	62	13	2,726	50	5,493	1	50	125	8,437	169	269
2 cows	254		508		231,680		176	21	8,772	155	37,176	8	603	178	17,306	249	624
3 cows	232		696		325,745		216	29	28,658	195	66,201	7	1,297	179	18,809	232	823
4 cows	295	1,138	1,180	5,608	549,331	2,795,448	288	46	57,996	249	117,754	14	2,126	217	22,400	291	1,296
5 to 9 cows	623		3,915		1,878,689		623	119	302,621	536	369,185	14	2,700	433	53,604	620	4,154
10 to 14 cows	77	100	833	1,177	419,097	560,592	77	21	107,186	63	81,297	1	58	51	8,102	76	850
15 to 19 cows	16		267		139,815		16	4	26,421	15	27,212	2	1,034	9	3,644	14	243
20 cows and over	4	4	97	91	58,450	60,198	4	3	50,250	2	3,390	-----	-----	1	156	4	103
Cedar																	
Total	1,913	2,068	10,806	10,936	4,447,044	4,802,527	1,708	57	97,894	1,647	1,002,221	64	12,885	1,682	253,927	1,936	12,178
None	xxx	xxx	xxx	xxx	xxx	xxx	xxx	xxx	xxx	xxx	xxx	xxx	xxx	xxx	xxx	50	155
1 cow	114	395	114	651	47,649	302,661	22	4	460	18	2,218	-----	-----	74	5,349	106	191
2 cows	175		350		148,687		110	3	1,845	106	22,593	5	326	150	14,340	174	525
3 cows	200		600		275,512		175	5	4,090	165	55,881	11	1,527	178	19,608	198	764
4 cows	247	1,470	988	7,806	421,601	3,431,169	237	5	1,299	230	97,259	10	1,321	220	25,517	244	1,175
5 to 9 cows	974		6,344		2,615,873		960	21	21,381	930	622,636	29	5,328	883	131,302	965	6,944
10 to 14 cows	172	196	1,891	2,306	716,816	955,430	171	13	36,600	161	158,757	8	4,308	150	30,463	169	1,912
15 to 19 cows	26		404		175,816		26	5	19,639	24	35,362	1	75	23	6,277	25	395
20 cows and over	5	7	115	173	45,090	113,267	5	1	12,580	4	7,515	-----	-----	4	1,071	5	112
Chase																	
Total	606	657	3,155	2,639	1,454,974	1,191,153	477	21	37,217	459	280,096	12	1,915	505	53,246	611	3,387
None	xxx	xxx	xxx	xxx	xxx	xxx	xxx	xxx	xxx	xxx	xxx	xxx	xxx	xxx	xxx	22	113
1 cow	54	257	54	400	23,815	185,336	13	1	10	13	737	1	5	38	2,011	48	76
2 cows	82		164		64,919		39	3	2,865	37	6,254	1	30	64	5,446	80	205
3 cows	73		219		93,182		50	3	512	46	11,788	2	122	62	8,052	70	254
4 cows	78	363	312	1,789	148,210	787,866	68	1	1,470	66	30,889	2	125	68	6,825	75	337
5 to 9 cows	258		1,645		760,794		246	10	13,580	237	154,297	6	1,631	222	25,762	256	1,720
10 to 14 cows	49	35	547	402	255,724	186,135	49	1	1,600	49	59,558	-----	-----	41	5,576	48	508
15 to 19 cows	9		148		75,050		9	1	5,500	9	15,152	-----	-----	8	1,253	9	122
20 to 29 cows	3	2	66	48	33,280	23,816	3	1	11,680	2	3,460	-----	-----	2	521	3	52
Cherry																	
Total	1,063	1,285	6,799	9,010	3,224,135	3,815,855	795	45	105,895	757	566,632	20	3,770	945	141,754	949	6,539
None	xxx	xxx	xxx	xxx	xxx	xxx	xxx	xxx	xxx	xxx	xxx	xxx	xxx	xxx	xxx	19	57
1 cow	77	241	77	367	40,654	161,209	9	8	1,614	1	25	-----	-----	44	3,534	62	188
2 cows	151		282		114,422		37	5	2,385	33	5,850	1	12	111	11,332	109	268
3 cows	99		297		146,680		61	5	3,480	55	12,460	2	200	91	13,019	85	284
4 cows	102	730	408	4,117	205,256	1,725,494	73	2	1,775	69	24,278	4	556	94	15,156	85	350
5 to 9 cows	442		2,916		1,351,414		404	11	12,408	393	259,112	9	2,372	414	65,726	390	2,616
10 to 14 cows	152	265	1,709	3,363	797,856	1,468,494	151	6	13,185	150	159,735	2	350	140	24,221	144	1,541
15 to 19 cows	43		697		338,722		43	5	49,188	39	67,352	1	150	36	5,145	40	656
20 to 29 cows	13	40	293	861	145,930	350,158	13	2	13,560	13	23,194	1	150	12	2,792	12	282
30 to 49 cows	4	9	140	302	83,201	130,500	4	1	8,300	4	14,626	-----	-----	5	829	3	97

TABLE 19.—COWS MILKED AND MILK PRODUCED, 1939 AND 1929; DAIRY PRODUCTS SOLD AND BUTTER CHURNED, 1939; AND COWS KEPT FOR MILK APR. 1, 1940; BY NUMBER OF COWS MILKED, BY COUNTIES—Continued

(For explanation and definitions, see text)

STATE OR COUNTY AND NUMBER OF COWS MILKED	COWS MILKED				MILK PRODUCED (GALLONS)		DAIRY PRODUCTS SOLD, 1939							BUTTER CHURNED ON FARMS, 1939		COWS KEPT MAINLY FOR MILK PRODUCTION, APR. 1, 1940	
	Farms reporting		Number					Whole milk sold		Cream sold		Butter sold					
	1939	1929	1939	1929	1939	1929	Farms reporting	Farms reporting	Gallons	Farms reporting	Pounds of butterfat	Farms reporting	Pounds	Farms reporting	Pounds	Farms reporting	Number
NEBRASKA—Contd.																	
Cheyenne																	
Total	904	917	4,407	4,060	2,324,247	2,142,906	782	46	153,724	743	446,873	35	6,521	836	104,201	898	4,882
None	xxx	xxx	xxx	xxx	xxx	xxx	xxx	xxx	xxx	xxx	xxx	xxx	xxx	xxx	xxx	11	36
1 cow	95	300	95	476	52,024	269,412	31	6	1,562	20	2,253	5	181	69	5,354	91	138
2 cows	127		254		133,454		86	6	1,510	82	18,528	3	346	115	11,403	122	302
3 cows	125		375		200,910		115	2	160	113	36,981	6	760	120	14,056	123	446
4 cows	138	560	552	2,739	306,804	1,412,888	136	3	6,910	131	61,555	5	630	134	15,735	137	593
5 to 9 cows	344		2,143		1,111,271		339	12	28,731	333	235,408	11	3,096	331	45,581	340	2,319
10 to 14 cows	58	47	662	572	346,700	273,655	58	11	48,231	50	68,250	4	1,253	56	9,562	57	674
15 to 19 cows	12		196		101,334		12	3	22,020	11	17,588	—	—	8	1,374	12	216
20 cows and over	5	10	130	273	71,750	186,951	5	3	44,600	3	6,310	1	255	3	1,136	5	158
Clay																	
Total	1,328	1,605	5,679	6,540	2,795,087	3,466,128	1,198	106	143,416	1,143	542,290	40	5,544	1,163	111,903	1,325	6,302
None	xxx	xxx	xxx	xxx	xxx	xxx	xxx	xxx	xxx	xxx	xxx	xxx	xxx	xxx	xxx	14	27
1 cow	142	467	142	748	76,508	409,383	63	10	1,413	52	5,559	3	80	101	5,989	135	201
2 cows	201		402		195,593		165	10	5,669	157	28,561	5	543	168	12,992	198	508
3 cows	191		573		292,099		181	13	8,922	171	54,001	4	565	170	14,937	191	697
4 cows	259	1,080	1,036	5,054	516,742	2,655,091	255	15	9,659	248	100,737	11	918	226	20,631	256	1,137
5 to 9 cows	496		3,081		1,471,872		495	47	63,803	483	309,426	16	3,288	464	52,005	493	3,223
10 to 14 cows	30	54	340	636	166,840	344,854	30	7	30,175	24	30,236	1	150	26	4,176	30	364
15 to 19 cows	9		155		75,433		9	4	23,775	8	13,770	—	—	8	1,173	8	145
20 to 29 cows	—	5	—	72	—	44,800	—	—	—	—	—	—	—	—	—	—	—
30 to 49 cows	—	1	—	30	—	12,000	—	—	—	—	—	—	—	—	—	—	—
Colfax																	
Total	1,236	1,284	5,315	6,011	2,050,827	2,671,236	957	105	130,222	870	400,975	43	6,949	961	89,775	1,168	5,535
None	xxx	xxx	xxx	xxx	xxx	xxx	xxx	xxx	xxx	xxx	xxx	xxx	xxx	xxx	xxx	18	57
1 cow	170	397	170	623	70,460	262,159	38	10	1,673	28	2,254	3	96	99	4,350	138	225
2 cows	209		418		137,883		123	13	4,248	112	15,574	7	297	153	9,985	191	485
3 cows	187		561		194,263		154	14	9,185	142	31,570	9	595	147	12,509	178	642
4 cows	188	771	752	3,895	286,888	1,715,327	175	14	15,468	164	55,624	5	486	161	12,866	177	761
5 to 9 cows	409		2,531		956,952		394	43	66,963	357	205,345	15	4,421	342	40,287	396	2,512
10 to 14 cows	62	116	687	1,493	311,581	693,750	62	9	21,017	56	68,973	4	1,054	51	7,926	59	677
15 cows and over	11		196		92,800		11	2	11,668	11	21,635	—	—	8	1,852	11	176
Cuming																	
Total	1,715	1,808	9,107	9,244	3,852,455	4,492,831	1,504	147	407,164	1,374	734,396	54	8,415	1,444	188,652	1,731	9,905
None	xxx	xxx	xxx	xxx	xxx	xxx	xxx	xxx	xxx	xxx	xxx	xxx	xxx	xxx	xxx	38	129
1 cow	104	575	104	624	44,708	299,537	25	2	310	21	1,811	3	118	64	4,437	93	150
2 cows	225		450		187,093		144	14	6,363	131	20,845	5	885	190	19,391	221	589
3 cows	191		573		242,069		172	12	11,985	158	41,865	10	1,833	166	20,479	190	656
4 cows	274	1,264	1,096	6,442	435,519	3,169,334	253	11	13,793	242	80,821	9	695	238	28,223	273	1,250
5 to 9 cows	755		4,834		2,045,891		744	77	189,727	682	420,701	19	2,929	653	90,974	750	5,081
10 to 14 cows	142	160	1,589	1,870	682,011	890,959	142	22	94,306	124	139,144	6	1,759	116	21,658	142	1,631
15 to 19 cows	19		304		138,510		19	7	52,080	13	19,276	2	196	12	2,262	19	280
20 cows and over	5	9	157	308	76,654	133,001	5	2	38,600	3	9,933	—	—	5	1,228	5	159
Custer																	
Total	3,081	3,479	20,499	22,226	8,621,767	9,738,192	2,835	107	227,930	2,750	1,938,215	98	20,878	2,769	320,474	3,085	21,866
None	xxx	xxx	xxx	xxx	xxx	xxx	xxx	xxx	xxx	xxx	xxx	xxx	xxx	xxx	xxx	71	306
1 cow	179	570	179	909	86,488	395,712	65	15	4,142	48	5,026	6	437	110	6,748	159	290
2 cows	191		382		172,910		130	6	2,425	121	21,207	5	712	163	14,020	184	460
3 cows	218		654		276,262		193	5	1,673	186	52,317	12	1,355	195	18,286	211	728
4 cows	333	2,265	1,332	12,866	569,255	5,542,116	314	4	3,490	309	126,329	12	1,778	294	30,423	326	1,459
5 to 9 cows	1,563		10,629		4,421,073		1,536	42	53,969	1,508	1,024,001	46	10,099	1,458	170,020	1,544	11,462
10 to 14 cows	504	593	5,634	7,172	2,354,439	3,165,161	504	22	64,883	492	553,342	16	6,299	466	66,999	499	5,586
15 to 19 cows	70		1,143		462,757		70	7	37,128	66	104,347	1	200	64	10,120	69	1,123
20 cows and over	23	51	546	1,279	278,583	635,203	23	6	60,220	20	51,646	—	—	19	3,858	22	452
Dakota																	
Total	669	724	3,359	3,342	1,421,053	1,731,671	536	67	238,189	481	233,948	24	4,501	501	69,138	662	3,724
None	xxx	xxx	xxx	xxx	xxx	xxx	xxx	xxx	xxx	xxx	xxx	xxx	xxx	xxx	xxx	15	34
1 cow	55	191	55	310	24,848	153,150	11	1	101	7	730	3	107	39	2,821	49	85
2 cows	96		192		84,767		53	4	1,102	47	9,001	4	430	73	7,883	95	250
3 cows	90		270		106,982		64	4	2,355	60	15,035	2	490	67	9,198	85	315
4 cows	97	490	388	2,495	150,689	1,265,725	87	9	7,783	84	31,031	3	77	79	9,618	94	426
5 to 9 cows	274		1,728		710,168		266	31	95,492	241	157,205	10	2,797	208	33,077	269	1,854
10 to 14 cows	43	41	474	484	203,293	274,171	41	10	50,115	34	28,572	—	—	31	5,641	42	471
15 to 19 cows	9		143		90,386		9	5	53,741	4	7,848	—	—	2	300	9	197
20 to 29 cows	5	1	109	20	49,920	9,125	5	3	27,500	4	4,526	2	400	2	600	4	92
30 to 49 cows	—	1	—	35	—	31,500	—	—	—	—	—	—	—	—	—	—	—
Dawes																	
Total	697	755	3,673	4,466	1,439,533	2,082,817	513	51	161,208	478	237,668	38	7,003	592	73,988	686	3,842
None	xxx	xxx	xxx	xxx	xxx	xxx	xxx	xxx	xxx	xxx	xxx	xxx	xxx	xxx	xxx	18	130
1 cow	96	181	96	291	30,505	129,973	9	1	180	8	660	—	—	57	3,208	83	111
2 cows	106		212		77,560		40	3	1,740	37	5,816	—	—	91	9,304	98	229
3 cows	60		180		69,856		45	3	2,080	40	9,544	6	861	55	6,257	59	189
4 cows	82	443	328	2,427	119,379	1,143,482	73	1	553	69	21,358	7	723	70	7,813	81	350
5 to 9 cows	266		1,748		657,454		259	15	25,446	248	134,266	22	4,689	251	36,784	261	1,742
10 to 14 cows	69	124	775	1,570	311,776	729,936	69	18	54,047	62	51,798	3	730	58	9,301	68	723
15 to 19 cows	14		230		100,028		14	7	36,100	12	11,936	—	—	8	955	14	250
20 cows and over	4	7	104	178	64,975	79,426	4	3	41,062	2	2,510	—	—	2	366	4	118

TABLE 19.—COWS MILKED AND MILK PRODUCED, 1939 AND 1929; DAIRY PRODUCTS SOLD AND BUTTER CHURNED, 1939; AND COWS KEPT FOR MILK APR. 1, 1940; BY NUMBER OF COWS MILKED, BY COUNTIES—Continued

(For explanation and definitions, see text)

STATE OR COUNTY AND NUMBER OF COWS MILKED	COWS MILKED				MILK PRODUCED (GALLONS)		DAIRY PRODUCTS SOLD, 1939							BUTTER CHURNED ON FARMS, 1939		COWS KEPT MAINLY FOR MILK PRODUCTION, APR. 1, 1940	
	Farms reporting		Number					Whole milk sold		Cream sold		Butter sold					
	1939	1929	1939	1929	1939	1929	Farms reporting	Farms reporting	Gallons	Farms reporting	Pounds of butterfat	Farms reporting	Pounds	Farms reporting	Pounds	Farms reporting	Number
NEBRASKA—Contd.																	
Dawson																	
Total	1,622	1,787	7,809	7,845	3,708,871	3,632,388	1,365	74	165,174	1,308	718,508	45	10,742	1,291	146,998	1,622	8,293
None	xxx	xxx	xxx	xxx	xxx	xxx	xxx	xxx	xxx	xxx	xxx	xxx	xxx	xxx	xxx	33	120
1 cow	172	583	172	921	92,059	436,929	38	11	1,105	27	3,148	7	496	106	8,462	161	228
2 cows	270		540		280,381		188	4	1,035	179	39,243	8	752	202	18,840	263	620
3 cows	229		687		349,086		204	8	3,752	196	60,392	7	825	181	18,321	225	783
4 cows	200	1,079	800	5,373	395,764	2,491,409	189	5	5,942	184	78,169	8	3,368	158	20,087	196	821
5 to 9 cows	625		4,041		1,859,879		621	26	46,555	602	394,316	11	4,672	539	68,317	618	4,160
10 to 14 cows	108	118	1,223	1,400	545,847	635,560	107	15	46,339	104	115,589	3	525	93	11,322	108	1,243
15 to 19 cows	14		234		107,935		14	3	15,006	12	20,261	-----	-------	10	1,239	14	228
20 cows and over	4	7	112	151	77,920	68,490	4	2	45,440	4	7,390	1	104	2	410	4	90
Deuel																	
Total	398	402	1,821	1,844	1,068,860	866,105	343	16	29,437	331	219,749	23	6,419	383	53,640	401	2,085
None	xxx	xxx	xxx	xxx	xxx	xxx	xxx	xxx	xxx	xxx	xxx	xxx	xxx	xxx	xxx	8	38
1 cow	50	110	50	187	31,198	99,647	15	-----	----------	14	1,304	1	100	46	4,207	46	79
2 cows	59		118		64,931		44	2	700	41	9,066	2	110	56	6,220	59	135
3 cows	53		159		94,048		49	-----	----------	46	17,682	6	1,240	50	6,644	53	185
4 cows	54	266	216	1,293	127,840	614,300	53	2	350	53	25,342	3	284	53	7,300	54	238
5 to 9 cows	159		982		553,508		159	7	6,287	156	124,178	8	2,435	155	23,398	158	1,035
10 to 14 cows	20	25	218	304	124,410	115,508	20	4	11,600	18	23,134	3	2,250	20	5,421	20	247
15 to 19 cows	-------	-------	-------	-------	----------	----------	-----	-----	----------	-----	----------	-----	-------	-----	----------	-----	-------
20 cows and over	3	1	78	60	72,925	36,650	3	1	10,500	3	19,043	-----	-------	3	450	3	128
Dixon																	
Total	1,309	1,393	6,619	6,796	2,690,073	3,686,433	1,120	65	127,345	1,065	503,514	49	9,183	1,138	158,873	1,337	7,382
None	xxx	xxx	xxx	xxx	xxx	xxx	xxx	xxx	xxx	xxx	xxx	xxx	xxx	xxx	xxx	53	198
1 cow	99	301	99	495	46,672	303,235	15	1	60	14	1,126	4	200	54	4,330	93	154
2 cows	152		304		121,807		88	5	2,777	80	12,925	7	821	128	14,435	147	404
3 cows	139		417		163,478		115	3	1,190	110	28,152	5	294	122	15,100	135	485
4 cows	216	992	864	5,100	360,982	2,751,100	206	10	8,344	194	65,586	9	1,614	195	25,866	215	967
5 to 9 cows	622		3,993		1,602,768		615	31	58,337	592	322,149	21	5,791	569	87,477	614	4,223
10 to 14 cows	73	100	811	1,201	341,954	632,098	73	11	41,557	69	67,927	3	463	65	10,955	72	827
15 cows and over	8		131		52,412		8	4	15,080	6	5,649	-----	-------	5	710	8	124
Dodge																	
Total	1,586	1,693	8,313	9,022	4,221,126	4,680,597	1,432	304	1,053,867	1,158	650,040	62	19,938	1,135	159,223	1,577	8,962
None	xxx	xxx	xxx	xxx	xxx	xxx	xxx	xxx	xxx	xxx	xxx	xxx	xxx	xxx	xxx	27	98
1 cow	123	356	123	578	61,872	295,179	38	4	750	34	3,708	1	52	82	7,165	111	167
2 cows	191		382		181,151		151	19	12,128	130	26,825	10	1,227	152	17,010	184	475
3 cows	202		606		289,589		187	20	23,743	166	47,464	8	1,644	151	18,750	195	697
4 cows	222	1,181	888	6,002	434,002	3,021,069	216	25	33,254	190	78,464	13	3,328	172	24,005	220	967
5 to 9 cows	704		4,510		2,219,398		696	164	459,403	553	381,897	26	10,282	503	77,170	697	4,735
10 to 14 cows	119	159	1,316	1,933	698,277	1,047,319	119	53	281,405	76	84,972	3	3,195	66	13,307	118	1,318
15 to 19 cows	14		227		144,567		14	9	86,680	6	18,853	1	210	5	1,156	14	240
20 cows and over	11	17	261	509	192,270	317,030	11	10	156,504	3	7,857	-----	-------	4	660	11	265
Douglas																	
Total	1,194	1,321	7,828	9,639	5,145,804	6,305,956	904	723	4,020,118	197	118,262	44	16,344	296	47,936	1,212	8,424
None	xxx	xxx	xxx	xxx	xxx	xxx	xxx	xxx	xxx	xxx	xxx	xxx	xxx	xxx	xxx	41	86
1 cow	235	369	235	615	121,274	259,771	45	35	9,448	10	942	5	294	97	7,656	223	298
2 cows	132		264		137,283		62	28	19,059	35	7,483	5	357	68	8,803	127	292
3 cows	88		264		127,788		70	41	47,177	29	9,302	7	1,043	31	5,001	87	296
4 cows	112	671	448	3,786	265,708	2,193,485	106	76	154,880	28	11,948	11	3,571	30	7,110	111	500
5 to 9 cows	417		2,770		1,638,793		411	349	1,282,008	67	42,216	13	5,475	51	12,242	414	2,943
10 to 14 cows	139	197	1,577	2,434	966,750	1,543,734	139	125	795,081	17	20,596	-----	-------	11	1,196	139	1,673
15 to 19 cows	23		386		259,847		23	22	230,760	3	2,772	1	40	2	254	23	413
20 to 29 cows	22	42	497	966	378,146	753,830	22	21	320,998	5	14,812	-----	-------	3	80	21	467
30 to 49 cows	20	30	703	1,054	650,415	832,736	20	20	576,705	3	8,191	2	5,564	3	5,594	20	772
50 to 74 cows	1	8	59	469	65,700	459,250	1	1	54,020	-----	----------	-----	-------	-----	----------	1	54
75 cows and over	5	4	625	415	534,100	263,150	5	5	529,982	-----	----------	-----	-------	-----	----------	5	630
Dundy																	
Total	582	613	3,063	3,014	1,209,012	1,295,429	458	22	35,692	444	236,502	21	4,278	498	51,651	569	3,235
None	xxx	xxx	xxx	xxx	xxx	xxx	xxx	xxx	xxx	xxx	xxx	xxx	xxx	xxx	xxx	12	41
1 cow	55	169	55	284	22,616	121,939	5	1	30	4	270	-----	-------	38	2,216	51	75
2 cows	72		144		53,692		35	1	185	33	5,387	2	300	60	5,041	72	168
3 cows	58		174		73,136		50	-----	----------	50	11,403	2	210	57	5,533	57	190
4 cows	71	376	284	1,884	107,439	837,485	69	-----	----------	69	20,330	3	153	62	5,648	71	314
5 to 9 cows	225		1,437		589,083		218	14	18,154	209	117,220	10	2,976	208	23,806	225	1,498
10 to 14 cows	69	68	769	866	274,227	336,005	69	4	6,743	68	62,222	4	639	63	8,267	69	763
15 cows and over	12		200		88,819		12	2	10,580	11	19,670	-----	-------	10	1,140	12	186
Fillmore																	
Total	1,529	1,716	7,004	7,601	3,309,911	3,909,354	1,355	63	107,462	1,310	699,659	55	12,290	1,276	128,250	1,525	7,557
None	xxx	xxx	xxx	xxx	xxx	xxx	xxx	xxx	xxx	xxx	xxx	xxx	xxx	xxx	xxx	23	67
1 cow	139	414	139	677	59,771	354,931	50	3	365	44	3,921	4	183	76	4,249	130	214
2 cows	205		410		193,820		149	5	2,018	142	33,970	9	1,249	169	13,624	197	489
3 cows	208		624		285,114		195	6	3,571	189	53,627	10	1,162	175	15,886	205	686
4 cows	294	1,217	1,176	5,884	541,531	2,982,496	288	11	10,230	280	119,280	9	3,291	262	24,435	288	1,271
5 to 9 cows	608		3,769		1,721,962		598	26	28,629	582	382,392	20	5,097	534	60,676	607	3,956
10 to 14 cows	63	85	678	1,040	365,814	571,927	63	8	23,107	62	82,403	2	1,296	54	8,679	63	670
15 cows and over	12		208		143,899		12	4	39,544	11	24,066	1	12	6	701	12	204

TABLE 19.—COWS MILKED AND MILK PRODUCED, 1939 AND 1929; DAIRY PRODUCTS SOLD AND BUTTER CHURNED, 1939; AND COWS KEPT FOR MILK APR. 1, 1940; BY NUMBER OF COWS MILKED, BY COUNTIES—Continued

(For explanation and definitions, see text)

STATE OR COUNTY AND NUMBER OF COWS MILKED	COWS MILKED				MILK PRODUCED (GALLONS)		DAIRY PRODUCTS SOLD, 1939							BUTTER CHURNED ON FARMS, 1939		COWS KEPT MAINLY FOR MILK PRODUCTION, APR. 1, 1940	
	Farms reporting		Number					Whole milk sold		Cream sold		Butter sold					
	1939	1929	1939	1929	1939	1929	Farms reporting	Farms reporting	Gallons	Farms reporting	Pounds of butterfat	Farms reporting	Pounds	Farms reporting	Pounds	Farms reporting	Number
NEBRASKA—Contd.																	
Franklin																	
Total	980	1,266	5,079	6,563	2,022,483	3,061,624	878	45	67,135	848	447,060	35	5,940	850	89,889	991	5,606
None	xxx	xxx	xxx	xxx	xxx	xxx	xxx	xxx	xxx	xxx	xxx	xxx	xxx	xxx	xxx	23	90
1 cow	77	266	77	423	34,903	200,458	22	4	510	18	3,014	4	449	40	2,979	72	133
2 cows	105		210		84,862		74	4	254	70	12,157	2	200	87	7,049	103	244
3 cows	135		405		150,857		129	5	4,864	125	31,111	3	257	112	9,968	135	466
4 cows	129	894	516	4,777	209,285	2,192,342	122	6	9,115	117	42,507	9	1,239	113	11,374	129	573
5 to 9 cows	456		2,936		1,136,563		453	15	19,410	441	265,413	14	3,256	426	47,392	451	3,118
10 to 14 cows	68	106	763	1,363	312,163	668,624	68	8	22,882	67	72,782	2	359	62	9,287	68	796
15 cows and over	10		172		93,850		10	3	10,100	10	20,076	1	200	10	1,840	10	188
Frontier																	
Total	964	1,189	5,135	6,721	2,058,693	2,847,121	838	38	65,747	810	439,459	41	11,438	883	96,767	963	5,208
None	xxx	xxx	xxx	xxx	xxx	xxx	xxx	xxx	xxx	xxx	xxx	xxx	xxx	xxx	xxx	20	75
1 cow	74	258	74	423	29,898	193,136	18	1	208	17	1,486	———	———	46	2,373	69	90
2 cows	111		222		91,612		68	5	3,522	64	10,980	5	526	99	8,160	103	209
3 cows	117		351		140,916		104	3	1,552	102	25,394	1	25	105	8,603	116	361
4 cows	139	774	556	4,179	205,740	1,779,292	131	5	2,397	127	39,738	5	1,260	130	12,702	137	575
5 to 9 cows	432		2,798		1,083,156		426	15	15,336	414	251,281	24	2,602	416	46,450	428	2,849
10 to 14 cows	75	147	826	1,837	339,166	732,407	75	4	8,110	71	80,778	5	1,025	72	10,445	74	760
15 to 19 cows	12		197		97,605		12	2	16,872	11	20,608	———	———	11	1,622	12	193
20 cows and over	4	10	111	282	70,600	142,286	4	3	17,750	4	9,194	1	6,000	4	6,412	4	96
Furnas																	
Total	1,101	1,360	5,560	6,985	2,444,461	3,255,985	943	62	85,511	906	520,425	63	7,719	945	99,362	1,082	5,829
None	xxx	xxx	xxx	xxx	xxx	xxx	xxx	xxx	xxx	xxx	xxx	xxx	xxx	xxx	xxx	17	64
1 cow	123	323	123	503	58,490	234,707	34	5	733	30	3,980	3	168	83	5,306	104	144
2 cows	138		276		115,267		92	5	2,517	86	17,197	6	476	112	9,702	131	303
3 cows	109		327		134,646		104	6	1,873	98	24,751	7	535	101	8,870	106	351
4 cows	159	907	636	4,861	264,009	2,249,096	150	5	4,627	145	58,112	8	1,542	140	14,874	159	688
5 to 9 cows	480		3,096		1,353,775		471	26	29,213	461	293,356	32	3,449	430	48,852	474	3,182
10 to 14 cows	81	122	899	1,431	431,944	690,265	81	11	37,138	76	100,269	7	1,549	72	10,259	81	909
15 to 19 cows	7		120		59,580		7	3	9,110	6	14,220	———	———	4	1,110	7	110
20 to 29 cows	4	6	83	128	26,750	60,267	4	1	300	4	8,540	———	———	3	389	3	78
30 to 49 cows	———	2	———	62	———	21,650	———	———	———	———	———	———	———	———	———	———	———
Gage																	
Total	2,510	2,667	14,036	14,677	6,719,605	7,262,645	2,349	375	1,128,437	2,020	1,369,824	68	26,195	2,000	238,923	2,524	15,272
None	xxx	xxx	xxx	xxx	xxx	xxx	xxx	xxx	xxx	xxx	xxx	xxx	xxx	xxx	xxx	50	149
1 cow	158	449	158	729	80,612	344,331	58	13	4,188	41	5,154	9	735	100	7,954	142	215
2 cows	205		410		188,805		166	21	15,141	146	32,545	5	900	165	14,158	202	535
3 cows	265		795		356,377		255	27	36,644	229	73,454	7	1,537	214	21,784	260	892
4 cows	335	1,953	1,340	10,612	626,371	5,267,181	331	44	70,737	289	136,857	7	1,237	273	27,775	328	1,485
5 to 9 cows	1,335		8,563		3,998,027		1,327	208	490,809	1,151	876,578	33	15,859	1,093	136,408	1,330	9,128
10 to 14 cows	169	250	1,885	2,949	890,710	1,424,923	169	41	169,358	139	188,229	5	4,352	130	23,805	169	1,975
15 to 19 cows	33		533		286,929		33	13	85,960	23	54,257	2	1,575	23	6,479	33	583
20 to 29 cows	5	11	112	235	79,376	115,890	5	3	53,800	2	2,750	———	———	2	560	5	105
30 cows and over	5	4	240	152	212,398	110,320	5	5	201,800	———	———	———	———	———	———	5	205
Garden																	
Total	561	612	2,995	2,809	1,628,488	1,164,837	439	15	30,880	424	244,345	21	2,459	516	64,876	569	3,364
None	xxx	xxx	xxx	xxx	xxx	xxx	xxx	xxx	xxx	xxx	xxx	xxx	xxx	xxx	xxx	17	84
1 cow	65	206	65	335	36,035	147,178	7	1	130	4	430	2	60	45	3,483	58	118
2 cows	75		150		85,655		49	———	———	48	6,785	1	150	70	7,232	75	216
3 cows	63		189		106,119		45	———	———	42	10,398	3	190	58	6,918	63	207
4 cows	77	349	308	1,746	171,411	729,824	64	1	270	64	24,664	3	375	75	9,324	76	355
5 to 9 cows	217		1,414		786,561		213	9	13,085	207	130,832	11	1,674	206	27,767	216	1,520
10 to 14 cows	45	56	509	691	251,182	275,835	43	2	4,620	42	45,992	———	———	43	6,128	45	530
15 to 19 cows	10		155		80,575		10	1	5,475	9	13,188	1	10	10	1,227	10	168
20 to 29 cows	9	———	205	———	110,950	———	8	1	7,300	8	12,056	———	———	9	2,797	9	166
30 to 49 cows	———	1	———	37	———	12,000	———	———	———	———	———	———	———	———	———	———	———
Garfield																	
Total	426	389	3,739	3,442	1,365,703	1,328,129	396	7	12,882	391	313,832	17	2,946	311	35,098	418	3,814
None	xxx	xxx	xxx	xxx	xxx	xxx	xxx	xxx	xxx	xxx	xxx	xxx	xxx	xxx	xxx	9	76
1 cow	17	40	17	56	6,914	21,425	5	3	42	3	325	———	———	6	400	11	25
2 cows	22		44		16,894		13	1	220	13	2,310	———	———	9	480	21	55
3 cows	23		69		25,495		18	———	———	17	3,749	1	200	15	1,006	19	74
4 cows	18	210	72	1,317	27,395	560,127	17	———	———	17	5,367	———	———	12	1,087	18	89
5 to 9 cows	181		1,233		477,775		179	1	400	179	110,390	4	310	130	12,253	177	1,333
10 to 14 cows	110	112	1,278	1,450	451,176	484,265	109	2	12,220	107	103,683	7	1,820	90	11,623	109	1,238
15 to 19 cows	37		611		224,366		37	———	———	37	53,280	3	360	34	6,119	36	591
20 to 29 cows	18	25	415	558	135,688	220,312	18	———	———	18	34,728	2	256	15	2,130	18	333
30 to 49 cows	———	2	———	61	———	42,000	———	———	———	———	———	———	———	———	———	———	———
Gosper																	
Total	645	757	3,304	3,951	1,327,551	1,927,542	583	29	33,362	567	262,950	23	3,062	561	55,959	636	3,417
None	xxx	xxx	xxx	xxx	xxx	xxx	xxx	xxx	xxx	xxx	xxx	xxx	xxx	xxx	xxx	10	24
1 cow	44	154	44	254	19,640	128,183	9	———	———	8	765	1	60	27	1,915	41	60
2 cows	84		168		65,005		68	4	980	63	8,171	3	228	64	4,704	79	205
3 cows	81		243		98,350		75	3	1,826	73	17,662	3	212	69	5,708	79	277
4 cows	81	533	324	2,815	133,066	1,363,536	80	1	1,125	79	35,902	2	204	74	7,073	80	354
5 to 9 cows	303		1,934		760,981		299	14	9,507	293	153,744	11	1,261	277	28,112	296	1,957
10 cows and over	52	70	591	882	250,509	435,823	52	7	19,924	51	46,706	3	1,097	50	8,447	51	540

TABLE 19.—COWS MILKED AND MILK PRODUCED, 1939 AND 1929; DAIRY PRODUCTS SOLD AND BUTTER CHURNED, 1939; AND COWS KEPT FOR MILK APR. 1, 1940; BY NUMBER OF COWS MILKED, BY COUNTIES—Continued

(For explanation and definitions, see text)

STATE OR COUNTY AND NUMBER OF COWS MILKED	COWS MILKED				MILK PRODUCED (GALLONS)		DAIRY PRODUCTS SOLD, 1939							BUTTER CHURNED ON FARMS, 1939		COWS KEPT MAINLY FOR MILK PRODUCTION, APR. 1, 1940	
	Farms reporting		Number					Whole milk sold		Cream sold		Butter sold					
	1939	1929	1939	1929	1939	1929	Farms reporting	Farms reporting	Gallons	Farms reporting	Pounds of butterfat	Farms reporting	Pounds	Farms reporting	Pounds	Farms reporting	Number
NEBRASKA—Contd.																	
Grant																	
Total	104	117	694	1,068	319,691	379,619	62	10	6,877	58	40,951	3	345	95	20,670	102	725
None	xxx	xxx	xxx	xxx	xxx	xxx	xxx	xxx	xxx	xxx	xxx	xxx	xxx	xxx	xxx	------	------
1 cow	9	17	9	26	4,060	10,501	3	2	453	1	70	1	25	5	542	9	10
2 cows	9		18		8,220		2	1	180	1	120	-----	-------	7	944	8	20
3 cows	11		33		15,760		4	1	12	4	554	-----	-------	10	1,636	10	33
4 cows	12	50	48	280	20,100	96,617	6	1	750	6	1,343	-----	-------	12	1,951	12	50
5 to 9 cows	39		264		133,016		29	2	2,790	29	19,674	1	120	37	8,415	39	273
10 to 14 cows	17	50	181	762	87,715	272,501	13	3	2,712	12	11,370	-----	-------	17	4,165	17	214
15 cows and over	7		141		50,820		5	-----	----------	5	7,820	1	200	7	3,017	7	125
Greeley																	
Total	813	1,060	4,888	7,376	1,765,439	3,404,360	730	42	62,460	705	372,393	19	3,216	708	86,942	773	5,071
None	xxx	xxx	xxx	xxx	xxx	xxx	xxx	xxx	xxx	xxx	xxx	xxx	xxx	xxx	xxx	10	45
1 cow	46	133	46	218	20,732	99,360	12	2	170	9	835	1	90	35	2,551	39	69
2 cows	75		150		53,537		47	5	1,540	42	6,066	2	350	62	6,540	71	207
3 cows	67		201		74,162		61	3	970	58	12,658	2	210	55	5,334	63	216
4 cows	102	686	408	4,031	143,139	1,861,865	93	8	5,455	89	22,469	2	31	84	9,026	95	399
5 to 9 cows	410		2,686		965,046		404	14	25,990	398	206,176	9	1,805	370	48,046	385	2,858
10 to 14 cows	92	223	1,022	2,692	352,810	1,258,105	92	5	11,045	89	87,108	3	730	84	12,487	90	907
15 to 19 cows	15		239		77,663		15	2	8,590	14	18,281	-----	-------	13	2,277	14	225
20 to 29 cows	6	13	136	276	78,350	112,790	6	3	10,700	6	18,800	-----	-------	5	681	6	145
30 to 49 cows	------	5	------	159	----------	72,240	------	-----	----------	------	----------	-----	-------	------	-------	------	-------
Hall																	
Total	1,304	1,453	7,523	7,816	3,467,305	3,907,025	1,154	221	775,489	983	567,586	29	7,658	907	119,516	1,276	8,177
None	xxx	xxx	xxx	xxx	xxx	xxx	xxx	xxx	xxx	xxx	xxx	xxx	xxx	xxx	xxx	27	96
1 cow	128	366	128	590	65,610	319,247	39	4	1,332	36	4,161	1	156	82	6,633	113	189
2 cows	146		292		138,820		106	14	8,020	97	18,695	3	240	101	11,029	138	353
3 cows	127		381		158,236		117	6	3,360	114	26,757	2	80	102	12,418	117	425
4 cows	171	887	684	4,601	294,507	2,336,987	167	24	30,185	145	50,470	7	1,590	125	16,020	161	719
5 to 9 cows	540		3,541		1,568,863		534	104	269,679	451	297,480	14	3,392	373	49,315	531	3,832
10 to 14 cows	147	181	1,677	2,144	784,059	1,018,376	146	48	245,668	108	114,951	2	2,200	92	17,988	144	1,730
15 to 19 cows	29		460		225,080		29	9	80,655	22	35,894	-----	-------	24	4,495	29	477
20 cows and over	16	19	360	481	232,130	234,415	16	12	134,590	10	19,158	-----	-------	8	1,618	16	356
Hamilton																	
Total	1,451	1,635	7,029	6,788	3,649,442	3,843,129	1,366	76	209,193	1,317	823,288	37	4,618	1,182	118,972	1,442	7,656
None	xxx	xxx	xxx	xxx	xxx	xxx	xxx	xxx	xxx	xxx	xxx	xxx	xxx	xxx	xxx	18	80
1 cow	100	472	100	780	56,553	460,676	50	7	2,032	42	5,194	2	80	66	4,335	90	148
2 cows	167		334		177,066		150	5	2,583	147	36,353	2	50	122	10,105	164	417
3 cows	207		621		309,709		199	7	5,087	195	73,978	5	609	164	14,378	204	712
4 cows	251	1,101	1,004	5,213	490,581	2,808,132	246	8	9,148	241	112,469	9	797	207	19,017	245	1,089
5 to 9 cows	666		4,179		2,117,383		661	37	77,583	639	505,861	17	2,916	578	63,358	662	4,383
10 to 14 cows	49	58	557	698	324,200	504,761	49	8	50,525	44	65,707	2	166	39	5,919	49	589
15 to 19 cows	6		99		60,075		6	2	24,545	4	8,896	-----	-------	3	664	5	117
20 cows and over	5	4	135	97	113,875	69,560	5	2	37,690	5	14,830	-----	-------	3	1,196	5	121
Harlan																	
Total	924	1,140	5,111	6,158	2,330,181	2,686,331	821	49	127,263	787	484,435	23	3,566	829	82,569	912	5,644
None	xxx	xxx	xxx	xxx	xxx	xxx	xxx	xxx	xxx	xxx	xxx	xxx	xxx	xxx	xxx	13	37
1 cow	72	248	72	396	33,115	183,895	30	7	1,155	24	1,467	5	135	54	3,367	63	74
2 cows	121		242		102,189		82	7	2,845	78	13,099	2	152	95	7,590	114	322
3 cows	93		279		121,983		85	-----	----------	85	28,959	1	75	78	7,211	91	339
4 cows	127	754	508	4,016	195,404	1,741,082	119	5	2,425	116	37,475	6	470	113	9,900	124	549
5 to 9 cows	410		2,657		1,157,475		404	16	26,340	390	259,904	7	2,518	393	42,533	407	2,850
10 to 14 cows	81	129	927	1,516	431,330	608,253	81	5	15,966	79	96,779	2	216	77	9,358	80	980
15 to 19 cows	11		179		102,065		11	5	25,080	7	14,720	-----	-------	11	1,162	11	205
20 to 29 cows	6	7	138	152	92,220	78,400	6	1	952	6	27,262	-----	-------	6	1,080	6	161
30 to 49 cows	3	2	109	78	94,400	74,701	3	3	52,500	2	9,770	-----	-------	2	388	3	129
Hayes																	
Total	493	573	2,755	2,862	1,289,257	1,048,234	419	12	8,004	410	262,154	8	1,346	446	50,283	491	2,785
None	xxx	xxx	xxx	xxx	xxx	xxx	xxx	xxx	xxx	xxx	xxx	xxx	xxx	xxx	xxx	12	37
1 cow	35	155	35	240	14,286	89,543	2	-----	----------	2	150	-----	-------	22	1,215	32	57
2 cows	60		120		55,801		33	3	615	30	6,090	-----	-------	50	4,660	57	144
3 cows	58		168		79,495		49	1	1,000	47	12,812	1	50	52	4,752	53	180
4 cows	59	352	236	1,750	105,809	685,780	56	-----	----------	56	21,720	1	75	52	6,849	59	235
5 to 9 cows	218		1,407		675,710		214	8	6,389	210	141,240	5	643	210	24,559	213	1,408
10 to 14 cows	55	66	619	872	285,108	292,911	55	-----	----------	55	64,794	1	578	51	7,123	55	570
15 cows and over	10		170		73,050		10	-----	----------	10	15,348	-----	-------	9	1,125	10	154
Hitchcock																	
Total	695	835	4,193	4,424	1,805,235	2,033,175	613	36	138,446	590	388,284	8	1,470	586	53,825	699	4,405
None	xxx	xxx	xxx	xxx	xxx	xxx	xxx	xxx	xxx	xxx	xxx	xxx	xxx	xxx	xxx	14	42
1 cow	65	199	65	331	29,461	148,204	14	5	734	10	1,013	-----	-------	39	2,302	56	85
2 cows	66		132		54,354		43	6	3,872	39	5,896	-----	-------	48	3,529	66	168
3 cows	62		186		76,007		59	2	321	58	16,629	1	65	54	4,367	62	208
4 cows	69	549	276	3,001	112,703	1,373,646	65	2	1,420	63	24,179	1	340	62	4,697	69	334
5 to 9 cows	317		2,087		871,698		316	9	12,927	310	203,189	4	865	278	26,282	316	2,142
10 to 14 cows	100	83	1,096	1,004	464,947	467,090	100	6	22,835	98	115,907	2	200	92	10,844	100	1,046
15 to 19 cows	12		192		82,945		12	2	12,100	10	16,231	-----	-------	10	1,400	12	235
20 cows and over	4	4	159	88	113,120	44,235	4	4	84,237	2	5,240	-----	-------	3	404	4	145

TABLE 19.—COWS MILKED AND MILK PRODUCED, 1939 AND 1929; DAIRY PRODUCTS SOLD AND BUTTER CHURNED, 1939; AND COWS KEPT FOR MILK APR. 1, 1940; BY NUMBER OF COWS MILKED, BY COUNTIES—Continued

(For explanation and definitions, see text)

STATE OR COUNTY AND NUMBER OF COWS MILKED	COWS MILKED				MILK PRODUCED (GALLONS)		DAIRY PRODUCTS SOLD, 1939							BUTTER CHURNED ON FARMS, 1939		COWS KEPT MAINLY FOR MILK PRODUCTION, APR. 1, 1940	
	Farms reporting		Number					Whole milk sold		Cream sold		Butter sold					
	1939	1929	1939	1929	1939	1929	Farms reporting	Farms reporting	Gallons	Farms reporting	Pounds of butterfat	Farms reporting	Pounds	Farms reporting	Pounds	Farms reporting	Number
NEBRASKA—Contd.																	
Holt																	
Total	2,078	2,169	16,405	16,429	6,088,946	6,319,941	1,858	60	126,181	1,820	1,478,067	31	4,574	1,640	207,764	2,064	18,044
None	xxx	xxx	xxx	xxx	xxx	xxx	xxx	xxx	xxx	xxx	xxx	xxx	xxx	xxx	xxx	44	224
1 cow	141	275	141	434	59,703	182,493	31	12	3,024	19	1,597	3	149	71	5,844	125	163
2 cows	114		228		82,547		57	5	954	54	7,456	3	384	83	7,256	107	265
3 cows	123		369		152,280		102	4	2,248	99	27,979	4	533	94	10,408	117	448
4 cows	150	1,273	600	7,393	216,334	2,872,796	136	2	1,980	134	44,706	3	326	119	12,676	147	714
5 to 9 cows	867		5,877		2,192,422		850	17	24,015	842	546,879	13	1,380	712	84,270	850	6,686
10 to 14 cows	475	546	5,336	6,815	2,022,104	2,588,637	474	9	32,530	469	486,244	4	912	394	57,927	466	5,669
15 to 19 cows	142		2,307		789,856		142	5	17,550	140	224,109	———	———	115	18,659	142	2,360
20 to 29 cows	60	63	1,343	1,372	485,270	539,383	60	5	36,380	58	117,085	1	890	48	10,137	60	1,319
30 to 49 cows	6	12	204	415	88,650	136,632	6	1	7,500	5	22,012	———	———	4	587	6	196
Hooker																	
Total	108	130	763	865	353,985	313,740	70	6	9,690	68	51,301	4	430	100	11,298	106	703
None	xxx	xxx	xxx	xxx	xxx	xxx	xxx	xxx	xxx	xxx	xxx	xxx	xxx	xxx	xxx	———	———
1 cow	14	28	14	45	5,975	15,240	1	———	———	———	———	1	30	8	315	13	15
2 cows	13		26		13,095		2	———	———	2	230	———	———	13	1,381	13	26
3 cows	7		21		12,390		2	1	180	2	1,300	———	———	7	790	7	21
4 cows	7	73	28	411	11,750	150,485	1	———	———	1	150	———	———	7	890	6	23
5 to 9 cows	30		204		101,870		27	3	3,170	26	14,319	1	180	30	3,378	30	206
10 to 14 cows	30	25	332	319	152,245	115,390	30	1	60	30	25,322	1	120	29	3,677	30	303
15 to 19 cows	3		47		24,600		3	1	6,280	3	3,400	———	———	3	436	3	46
20 to 29 cows	4	4	91	90	32,060	32,625	4	———	———	4	6,580	1	100	3	431	4	63
Howard																	
Total	1,249	1,453	8,686	10,874	3,405,720	4,668,164	1,172	35	79,241	1,155	746,546	12	1,031	1,071	125,587	1,252	9,726
None	xxx	xxx	xxx	xxx	xxx	xxx	xxx	xxx	xxx	xxx	xxx	xxx	xxx	xxx	xxx	20	84
1 cow	68	177	68	290	30,189	138,338	21	3	625	19	1,201	1	50	41	2,647	64	136
2 cows	64		128		47,733		44	2	1,150	42	5,551	1	100	50	4,012	63	193
3 cows	84		252		104,076		82	3	2,360	80	19,224	1	42	66	5,816	83	312
4 cows	120	903	480	5,514	183,530	2,364,150	118	3	1,216	116	36,390	1	52	103	10,077	119	570
5 to 9 cows	658		4,457		1,746,617		653	13	16,640	648	381,343	6	712	584	66,697	588	4,871
10 to 14 cows	203	336	2,330	4,067	876,606	1,779,926	202	5	13,435	200	207,392	1	50	182	28,000	202	2,582
15 to 19 cows	33		530		234,499		33	2	240	33	61,351	1	25	31	5,724	32	557
20 cows and over	19	37	441	1,003	183,470	385,750	19	4	43,575	17	34,094	———	———	14	2,614	19	421
Jefferson																	
Total	1,470	1,574	8,708	8,814	4,344,320	4,468,091	1,366	161	387,725	1,261	942,184	28	10,960	1,144	122,584	1,482	9,370
None	xxx	xxx	xxx	xxx	xxx	xxx	xxx	xxx	xxx	xxx	xxx	xxx	xxx	xxx	xxx	28	84
1 cow	77	267	77	430	37,422	221,367	20	2	205	18	1,785	1	52	43	2,776	72	126
2 cows	108		216		94,910		81	10	2,382	76	14,210	3	90	81	6,224	107	282
3 cows	121		363		186,661		113	12	7,877	104	38,474	4	295	92	7,626	118	435
4 cows	191	1,134	764	6,113	368,310	3,091,363	186	16	18,924	173	81,520	———	———	156	12,965	189	808
5 to 9 cows	806		5,272		2,632,867		800	80	171,510	751	610,601	13	6,428	647	71,997	803	5,630
10 to 14 cows	143	163	1,583	1,931	811,655	943,248	142	34	139,942	118	156,449	5	1,543	108	15,786	142	1,624
15 to 19 cows	18		290		138,045		18	4	20,885	16	27,395	2	2,552	14	4,845	17	249
20 cows and over	6	10	143	340	74,450	212,113	6	3	26,000	5	11,750	———	———	3	365	6	132
Johnson																	
Total	1,124	1,210	5,273	5,885	2,631,540	2,768,537	1,045	58	114,757	1,001	559,937	32	4,801	1,025	124,015	1,125	5,614
None	xxx	xxx	xxx	xxx	xxx	xxx	xxx	xxx	xxx	xxx	xxx	xxx	xxx	xxx	xxx	20	40
1 cow	66	264	66	448	35,401	239,558	29	1	250	27	2,876	1	52	54	4,864	61	87
2 cows	139		278		141,241		112	2	20	111	23,970	3	308	126	12,104	138	333
3 cows	186		558		279,695		173	11	10,012	164	55,843	5	241	163	17,652	183	621
4 cows	208	864	832	4,409	400,005	2,092,658	207	15	19,932	196	87,693	7	1,033	193	20,952	205	894
5 to 9 cows	483		3,038		1,522,941		482	23	41,723	465	335,616	15	2,417	447	61,253	476	3,146
10 to 14 cows	37	82	409	1,028	201,957	436,321	37	7	24,612	33	45,889	1	750	37	6,372	37	405
15 cows and over	5		92		50,300		5	1	18,208	5	8,050	———	———	5	818	5	88
Kearney																	
Total	951	1,115	4,419	4,979	1,949,784	2,382,820	850	59	135,496	805	394,273	37	9,475	794	92,548	938	4,590
None	xxx	xxx	xxx	xxx	xxx	xxx	xxx	xxx	xxx	xxx	xxx	xxx	xxx	xxx	xxx	11	21
1 cow	86	274	86	452	44,060	258,069	34	2	414	32	4,119	———	———	60	4,059	77	99
2 cows	148		296		124,353		115	9	4,010	105	18,472	10	985	125	11,486	142	338
3 cows	137		411		175,202		131	10	5,935	121	34,419	7	679	103	10,520	133	432
4 cows	158	787	632	3,892	280,065	1,816,471	150	6	7,280	144	59,317	3	378	137	15,018	157	671
5 to 9 cows	368		2,325		989,003		366	18	26,232	358	221,987	14	4,679	327	43,298	364	2,374
10 to 14 cows	41	54	437	635	208,914	308,280	41	7	29,325	37	45,289	2	954	33	4,796	41	443
15 to 19 cows	10		159		81,987		10	5	28,830	6	8,090	———	———	7	1,546	10	139
20 to 29 cows	3	———	73	———	46,200	———	3	2	33,470	2	2,580	1	1,800	2	1,825	3	73
Keith																	
Total	618	630	3,127	2,948	1,472,542	1,289,018	488	45	99,521	462	302,036	21	2,644	547	64,498	614	3,424
None	xxx	xxx	xxx	xxx	xxx	xxx	xxx	xxx	xxx	xxx	xxx	xxx	xxx	xxx	xxx	10	20
1 cow	87	189	87	309	27,490	136,482	6	1	300	4	259	1	168	52	4,415	61	93
2 cows	85		170		68,390		41	———	———	39	6,251	5	370	69	6,896	84	219
3 cows	69		207		92,900		58	2	1,400	56	17,995	2	324	60	6,341	68	245
4 cows	93	384	372	1,937	177,325	824,785	88	10	12,565	81	33,865	4	475	82	9,380	92	414
5 to 9 cows	247		1,587		749,439		238	20	26,294	232	176,250	7	651	231	28,875	244	1,747
10 to 14 cows	44	53	486	609	260,624	277,751	44	8	38,762	39	46,842	2	656	41	6,954	44	466
15 to 19 cows	8		126		41,576		8	———	———	8	12,424	———	———	8	1,144	6	87
20 to 29 cows	5	4	112	93	54,800	50,000	5	4	20,200	3	8,350	———	———	4	493	5	133

TABLE 19.—COWS MILKED AND MILK PRODUCED, 1939 AND 1929; DAIRY PRODUCTS SOLD AND BUTTER CHURNED, 1939; AND COWS KEPT FOR MILK APR. 1, 1940; BY NUMBER OF COWS MILKED, BY COUNTIES—Continued

(For explanation and definitions, see text)

STATE OR COUNTY AND NUMBER OF COWS MILKED	COWS MILKED				MILK PRODUCED (GALLONS)		DAIRY PRODUCTS SOLD, 1939							BUTTER CHURNED ON FARMS, 1939		COWS KEPT MAINLY FOR MILK PRODUCTION, APR. 1, 1940	
	Farms reporting		Number					Whole milk sold		Cream sold		Butter sold					
	1939	1929	1939	1929	1939	1929	Farms reporting	Farms reporting	Gallons	Farms reporting	Pounds of butterfat	Farms reporting	Pounds	Farms reporting	Pounds	Farms reporting	Number
NEBRASKA—Contd.																	
Keya Paha																	
Total	519	525	4,217	4,461	1,451,767	1,766,459	463	6	8,319	461	342,379	4	266	461	59,846	517	4,489
None	xxx	xxx	xxx	xxx	xxx	xxx	xxx	xxx	xxx	xxx	xxx	xxx	xxx	xxx	xxx	9	52
1 cow	23	74	23	109	8,165	40,680	3	—	—	2	22	1	10	12	685	20	53
2 cows	34		68		21,710		12	1	100	11	1,277	—	—	27	2,784	34	85
3 cows	28		84		30,048		22	1	175	22	4,373	—	—	24	2,851	26	96
4 cows	32	277	128	1,651	45,310	672,643	31	—	—	31	8,687	—	—	26	2,985	31	143
5 to 9 cows	231		1,601		541,057		224	2	600	224	124,522	1	6	213	25,590	229	1,746
10 to 14 cows	122	141	1,412	1,786	495,721	699,512	122	—	—	122	119,243	1	150	112	16,719	119	1,441
15 to 19 cows	36		586		200,356		36	—	—	36	57,920	—	—	36	5,992	36	577
20 cows and over	13	33	315	915	109,400	353,624	13	2	7,444	13	26,335	1	180	11	2,240	13	298
Kimball																	
Total	335	334	1,668	1,693	760,857	875,441	274	60	80,343	228	136,846	7	1,345	243	28,893	328	1,924
None	xxx	xxx	xxx	xxx	xxx	xxx	xxx	xxx	xxx	xxx	xxx	xxx	xxx	xxx	xxx	5	11
1 cow	52	100	52	145	26,677	75,428	11	3	845	8	1,105	—	—	26	1,852	44	60
2 cows	68		136		68,109		52	8	4,254	43	8,745	2	231	50	5,134	66	233
3 cows	37		111		57,182		34	6	3,014	29	10,103	1	20	33	3,001	37	132
4 cows	27	195	108	1,039	50,616	524,401	26	6	4,520	22	9,776	—	—	23	2,552	27	121
5 to 9 cows	114		750		345,113		114	29	35,140	93	64,947	4	1,094	84	12,269	112	850
10 to 14 cows	25	38	283	489	118,175	268,054	25	5	21,570	22	23,356	—	—	19	2,729	25	286
15 to 19 cows	8		136		56,185		8	3	11,000	7	9,854	—	—	4	720	8	143
20 to 29 cows	4	1	92	20	38,800	7,558	4	—	—	4	8,980	—	—	4	636	4	88
Knox																	
Total	2,142	2,397	11,664	13,454	4,855,203	5,682,605	1,860	48	80,980	1,835	1,054,753	39	9,362	1,719	205,983	2,130	12,791
None	xxx	xxx	xxx	xxx	xxx	xxx	xxx	xxx	xxx	xxx	xxx	xxx	xxx	xxx	xxx	50	190
1 cow	142	406	142	629	53,568	282,957	13	—	—	12	1,230	1	180	78	5,004	128	268
2 cows	256		512		213,161		158	7	1,625	155	24,943	3	150	188	17,682	244	663
3 cows	202		606		266,134		180	4	3,307	175	50,181	5	616	163	17,135	200	755
4 cows	307	1,705	1,228	9,344	492,333	3,974,374	290	5	4,210	287	103,198	5	423	248	24,938	299	1,409
5 to 9 cows	1,015		6,560		2,724,451		999	22	27,480	989	618,991	18	3,237	856	109,008	994	6,918
10 to 14 cows	185	279	2,031	3,319	855,647	1,361,679	185	6	19,978	183	204,468	5	2,206	161	24,969	182	2,048
15 to 19 cows	31		489		206,629		31	1	10,000	31	44,800	1	1,550	25	5,495	29	449
20 to 29 cows	4	7	96	162	43,280	63,595	4	3	14,380	3	6,942	1	1,000	2	1,752	4	93
Lancaster																	
Total	2,800	2,801	14,573	17,143	6,984,021	9,276,706	2,168	1,309	4,040,665	937	554,157	41	9,719	924	91,244	2,474	15,860
None	xxx	xxx	xxx	xxx	xxx	xxx	xxx	xxx	xxx	xxx	xxx	xxx	xxx	xxx	xxx	49	147
1 cow	229	510	229	798	104,850	403,216	47	22	6,654	22	3,005	9	748	90	6,360	195	277
2 cows	238		476		193,637		151	63	35,312	87	16,778	5	970	117	11,109	229	577
3 cows	279		837		365,844		247	96	95,587	155	51,393	8	600	114	10,625	271	962
4 cows	307	1,862	1,228	10,539	564,551	5,475,127	295	158	238,941	140	63,828	6	976	108	9,739	300	1,371
5 to 9 cows	1,171		7,726		3,462,028		1,152	761	1,978,464	452	292,241	8	1,819	416	39,887	1,160	8,147
10 to 14 cows	196	385	2,176	4,547	1,035,368	2,518,469	196	142	673,727	64	70,782	2	956	64	7,764	191	2,191
15 to 19 cows	47		769		426,896		47	38	309,899	9	22,835	2	3,600	11	4,988	47	841
20 to 29 cows	20	28	440	617	231,251	374,170	20	17	164,810	4	21,020	—	—	2	562	20	476
30 to 49 cows	7	13	224	445	155,253	341,224	7	6	111,784	3	11,645	1	50	2	210	6	221
50 cows and over	6	3	468	197	444,363	164,500	6	6	425,487	1	630	—	—	—	—	6	650
Lincoln																	
Total	1,606	1,843	9,793	10,901	4,155,427	4,244,455	1,232	97	463,503	1,147	756,181	72	18,220	1,323	160,969	1,578	10,042
None	xxx	xxx	xxx	xxx	xxx	xxx	xxx	xxx	xxx	xxx	xxx	xxx	xxx	xxx	xxx	68	279
1 cow	193	443	193	664	81,213	268,051	20	5	610	14	1,304	3	60	110	6,394	176	279
2 cows	182		364		154,564		76	5	1,860	66	11,200	10	979	161	14,601	172	450
3 cows	142		426		170,993		100	2	186	94	22,742	11	1,094	131	14,434	133	439
4 cows	168	1,087	672	5,752	277,129	2,285,727	141	2	1,458	137	51,605	9	2,199	149	18,608	154	693
5 to 9 cows	646		4,365		1,854,459		621	22	46,849	603	396,623	29	5,873	589	72,556	614	4,266
10 to 14 cows	201	266	2,264	3,268	936,150	1,222,104	200	29	124,645	178	181,164	8	5,279	162	25,254	190	2,121
15 to 19 cows	40		664		291,823		40	16	107,600	30	46,376	—	—	20	2,611	38	625
20 to 29 cows	27	35	602	759	249,506	277,009	27	12	99,295	19	31,838	2	2,736	17	5,690	26	581
30 to 49 cows	7	11	243	398	139,590	161,564	7	4	81,000	6	13,329	—	—	4	621	7	309
50 to 74 cows	—	1	—	60	—	30,000	—	—	—	—	—	—	—	—	—	—	—
Logan																	
Total	232	248	1,786	1,676	785,198	682,409	216	4	6,575	210	182,969	15	2,200	210	25,175	253	1,909
None	xxx	xxx	xxx	xxx	xxx	xxx	xxx	xxx	xxx	xxx	xxx	xxx	xxx	xxx	xxx	10	54
1 cow	9	41	9	63	3,515	25,450	3	—	—	1	50	2	152	4	250	9	13
2 cows	8		16		6,517		5	—	—	5	754	—	—	7	448	7	14
3 cows	12		36		17,624		10	—	—	10	3,712	1	60	11	1,103	11	33
4 cows	16	153	64	827	25,148	342,191	14	—	—	13	5,077	3	240	14	1,554	15	84
5 to 9 cows	123		812		361,690		120	3	1,100	117	81,499	7	1,308	114	13,038	118	887
10 to 14 cows	42	46	483	558	208,694	220,573	42	—	—	42	50,777	1	340	40	5,595	42	521
15 to 19 cows	19		305		129,975		19	1	5,475	19	33,335	1	100	17	2,879	18	258
20 to 29 cows	3	4	61	98	32,035	31,625	3	—	—	3	7,765	—	—	3	308	3	65
30 to 49 cows	—	4	—	130	—	62,570	—	—	—	—	—	—	—	—	—	—	—
Loup																	
Total	288	284	2,400	2,306	817,643	852,116	269	5	4,360	267	208,399	1	52	255	28,601	289	2,531
None	xxx	xxx	xxx	xxx	xxx	xxx	xxx	xxx	xxx	xxx	xxx	xxx	xxx	xxx	xxx	7	44
1 cow	7	30	7	44	2,302	16,310	1	—	—	1	20	—	—	6	522	7	13
2 cows	22		44		9,817		11	1	50	10	1,162	—	—	13	975	20	43
3 cows	14		42		16,470		13	2	1,010	12	3,040	—	—	12	1,220	13	53
4 cows	13	161	52	981	14,595	382,980	13	—	—	13	3,900	1	52	10	850	13	73
5 to 9 cows	130		910		313,164		129	—	—	129	81,374	—	—	119	12,279	128	999
10 to 14 cows	77	83	874	1,064	295,545	381,642	77	1	900	77	74,709	—	—	73	9,426	76	850
15 to 19 cows	15		237		80,050		15	1	2,400	15	19,154	—	—	12	2,088	15	233
20 cows and over	10	10	234	217	85,700	71,184	10	—	—	10	25,040	—	—	10	1,241	10	228

TABLE 19.—COWS MILKED AND MILK PRODUCED, 1939 AND 1929; DAIRY PRODUCTS SOLD AND BUTTER CHURNED, 1939; AND COWS KEPT FOR MILK APR. 1, 1940; BY NUMBER OF COWS MILKED, BY COUNTIES—Continued

(For explanation and definitions, see text)

STATE OR COUNTY AND NUMBER OF COWS MILKED	COWS MILKED				MILK PRODUCED (GALLONS)		DAIRY PRODUCTS SOLD, 1939						BUTTER CHURNED ON FARMS, 1939		COWS KEPT MAINLY FOR MILK PRODUCTION, APR. 1, 1940	
	Farms reporting		Number					Whole milk sold		Cream sold		Butter sold				
	1939	1929	1939	1929	1939	1929	Farms reporting	Farms reporting	Gallons	Farms reporting	Pounds of butterfat	Farms reporting	Pounds	Farms reporting	Pounds	Farms reporting	Number
NEBRASKA—Contd.																	
McPherson																	
Total	222	250	1,635	1,634	581,495	507,725	179	3	8,850	176	143,732	4	537	207	21,678	211	1,464
None	xxx	xxx	xxx	xxx	xxx	xxx	xxx	xxx	xxx	xxx	xxx	xxx	xxx	xxx	xxx	4	18
1 cow	14	44	14	71	5,120	18,540	1	———	———	1	50	———	———	6	433	10	11
2 cows	21		42		14,827		5	———	———	5	490	———	———	20	1,787	19	54
3 cows	15		45		17,868		12	1	30	11	2,419	1	104	15	1,453	14	52
4 cows	17	121	68	698	24,625	217,106	14	———	———	14	5,008	———	———	15	1,311	16	71
5 to 9 cows	95		646		233,328		87	1	60	86	57,159	1	200	93	9,910	94	614
10 to 14 cows	43	58	495	704	174,887	207,179	43	1	8,760	42	45,855	1	221	41	4,787	39	421
15 to 19 cows	10		165		53,185		10	———	———	10	15,674	1	12	10	1,092	9	119
20 to 29 cows	7	6	160	128	57,655	55,400	7	———	———	7	17,077	———	———	7	905	6	104
30 to 49 cows	———	1	———	33	———	9,500	———	———	———	———	———	———	———	———	———	———	———
Madison																	
Total	1,612	1,796	8,498	10,614	3,772,677	5,544,449	1,447	110	529,227	1,342	809,891	54	7,834	1,136	125,064	1,612	8,969
None	xxx	xxx	xxx	xxx	xxx	xxx	xxx	xxx	xxx	xxx	xxx	xxx	xxx	xxx	xxx	32	92
1 cow	132	308	132	488	66,958	298,674	47	8	2,650	32	3,445	7	625	75	6,206	124	173
2 cows	208		416		177,652		161	8	2,010	148	31,442	10	837	141	13,869	197	466
3 cows	185		555		232,067		169	9	7,645	162	47,158	5	998	136	12,607	181	618
4 cows	236	1,246	944	6,827	398,160	3,552,430	228	7	7,845	220	95,826	6	858	186	18,736	233	998
5 to 9 cows	706		4,476		1,895,746		697	33	88,192	670	480,932	21	3,979	519	61,513	702	4,692
10 to 14 cows	116	217	1,272	2,653	541,842	1,314,396	116	28	130,550	93	110,962	3	375	65	9,826	114	1,281
15 to 19 cows	14		227		144,187		14	7	62,070	9	18,134	1	110	8	1,345	14	237
20 to 29 cows	11	20	251	451	157,205	224,680	11	7	80,955	7	18,592	1	52	5	850	11	234
30 cows and over	4	5	225	195	158,860	154,269	4	3	147,310	1	3,400	———	———	1	110	4	178
Merrick																	
Total	1,084	1,238	6,787	7,258	3,037,471	3,489,006	994	74	263,914	945	744,427	9	1,384	715	74,552	1,083	7,853
None	xxx	xxx	xxx	xxx	xxx	xxx	xxx	xxx	xxx	xxx	xxx	xxx	xxx	xxx	xxx	17	73
1 cow	83	260	83	398	38,380	197,761	30	6	725	25	2,514	3	130	45	3,106	76	119
2 cows	88		176		76,602		65	3	1,530	63	13,708	1	460	58	5,295	85	223
3 cows	89		267		114,363		86	4	2,196	84	26,409	1	26	56	4,785	89	343
4 cows	125	777	500	4,197	228,687	2,001,599	119	4	4,580	119	54,162	1	60	89	8,726	124	581
5 to 9 cows	526		3,516		1,537,788		521	36	86,368	495	396,658	3	708	356	37,874	521	4,094
10 to 14 cows	131	180	1,474	2,133	641,465	1,031,531	131	11	66,135	123	164,077	———	———	88	11,117	130	1,600
15 to 19 cows	29		470		229,417		29	6	46,545	25	46,768	———	———	16	2,265	28	484
20 cows and over	13	21	301	530	170,769	258,115	13	4	55,835	11	40,131	———	———	7	1,384	13	336
Morrill																	
Total	834	852	3,834	4,677	1,873,521	1,962,777	595	45	71,939	568	304,415	20	1,707	685	75,532	823	4,038
None	xxx	xxx	xxx	xxx	xxx	xxx	xxx	xxx	xxx	xxx	xxx	xxx	xxx	xxx	xxx	36	111
1 cow	135	208	135	333	77,273	155,692	23	3	265	20	1,776	———	———	91	5,629	122	230
2 cows	159		318		159,818		73	3	345	66	11,552	6	1,011	128	12,954	149	370
3 cows	115		345		160,105		92	5	1,130	90	19,946	1	60	97	9,877	109	397
4 cows	97	493	388	2,578	184,296	1,116,427	86	7	1,749	83	30,943	8	396	81	9,053	93	397
5 to 9 cows	243		1,599		757,708		236	14	23,955	230	138,423	5	240	213	27,921	232	1,596
10 to 14 cows	70	121	781	1,533	392,231	599,533	70	10	31,575	65	71,386	———	———	63	8,426	68	695
15 to 19 cows	12		201		104,890		12	2	1,920	12	19,789	———	———	11	1,472	11	171
20 to 29 cows	3	10	67	233	37,200	91,125	3	1	11,000	2	10,600	———	———	1	200	3	71
Nance																	
Total	858	1,074	5,085	6,426	1,886,521	2,856,686	798	22	86,962	787	439,912	9	3,222	615	62,381	852	5,828
None	xxx	xxx	xxx	xxx	xxx	xxx	xxx	xxx	xxx	xxx	xxx	xxx	xxx	xxx	xxx	16	47
1 cow	52	168	52	277	18,702	141,199	14	———	———	14	1,330	———	———	28	1,728	45	92
2 cows	72		144		59,674		64	2	292	63	11,672	———	———	48	4,002	67	240
3 cows	81		243		89,866		73	———	———	73	20,265	1	100	58	4,260	79	286
4 cows	108	760	432	4,225	172,752	1,852,749	105	1	1,485	104	40,592	1	769	91	8,977	107	505
5 to 9 cows	449		2,951		1,069,446		446	10	13,050	442	262,471	5	1,433	322	33,468	446	3,335
10 to 14 cows	77	130	871	1,510	304,365	644,733	77	4	18,345	75	73,630	1	500	57	7,941	73	866
15 to 19 cows	12		196		74,764		12	1	15,000	11	17,752	1	420	9	1,692	12	235
20 cows and over	7	16	196	414	96,952	218,005	7	4	38,790	5	12,200	———	———	2	313	7	222
Nemaha																	
Total	1,273	1,321	5,811	5,686	2,881,391	2,744,409	1,123	81	158,879	1,074	597,008	25	4,371	916	105,510	1,266	6,254
None	xxx	xxx	xxx	xxx	xxx	xxx	xxx	xxx	xxx	xxx	xxx	xxx	xxx	xxx	xxx	17	53
1 cow	146	400	146	638	77,413	311,960	58	7	2,165	50	5,141	3	221	95	7,485	132	180
2 cows	188		376		186,182		151	9	2,771	144	30,961	5	287	140	14,039	183	457
3 cows	185		555		271,000		168	9	10,800	160	53,451	4	705	134	14,827	183	590
4 cows	219	847	876	4,213	437,507	2,027,564	217	10	10,305	210	97,287	5	377	172	18,510	218	956
5 to 9 cows	449		2,767		1,309,735		444	31	48,624	430	295,861	7	2,469	323	40,971	447	2,940
10 to 14 cows	68	73	775	814	413,709	386,635	67	9	35,150	65	76,805	1	312	40	7,430	68	787
15 to 19 cows	13		211		121,275		13	4	36,289	10	23,105	———	———	9	1,842	13	189
20 to 29 cows	5	1	105	21	64,570	18,250	5	2	12,775	5	14,397	———	———	3	406	5	102
Nuckolls																	
Total	1,200	1,434	5,948	7,124	2,695,111	3,629,777	1,065	53	103,006	1,042	586,972	24	4,415	1,048	113,184	1,206	6,794
None	xxx	xxx	xxx	xxx	xxx	xxx	xxx	xxx	xxx	xxx	xxx	xxx	xxx	xxx	xxx	20	63
1 cow	102	312	102	497	48,485	269,444	35	2	108	33	3,283	1	26	75	5,776	97	164
2 cows	131		262		104,746		101	7	2,033	98	18,522	———	———	109	9,323	126	341
3 cows	153		459		208,038		146	3	663	145	44,706	3	300	137	13,886	153	544
4 cows	209	1,005	836	5,177	374,828	2,702,148	204	9	8,639	199	82,403	7	1,536	179	17,468	208	999
5 to 9 cows	530		3,387		1,534,034		507	20	51,149	502	355,413	10	1,008	482	56,206	527	3,730
10 to 14 cows	63	117	700	1,450	318,108	658,185	61	9	44,764	55	68,996	3	1,545	56	8,472	63	715
15 cows and over	12		202		108,872		11	3	15,650	10	13,649	———	———	10	2,053	12	238

TABLE 19.—COWS MILKED AND MILK PRODUCED, 1939 AND 1929; DAIRY PRODUCTS SOLD AND BUTTER CHURNED, 1939; AND COWS KEPT FOR MILK APR. 1, 1940; BY NUMBER OF COWS MILKED, BY COUNTIES—Continued

(For explanation and definitions, see text)

STATE OR COUNTY AND NUMBER OF COWS MILKED	COWS MILKED				MILK PRODUCED (GALLONS)		DAIRY PRODUCTS SOLD, 1939						BUTTER CHURNED ON FARMS, 1939		COWS KEPT MAINLY FOR MILK PRODUCTION, APR. 1, 1940	
	Farms reporting		Number					Whole milk sold		Cream sold		Butter sold				
	1939	1929	1939	1929	1939	1929	Farms reporting	Farms reporting	Gallons	Farms reporting	Pounds of butterfat	Farms reporting	Pounds	Farms reporting	Pounds	Farms reporting	Number
NEBRASKA—Contd.																	
Otoe																	
Total	1,884	2,010	8,974	9,491	4,234,851	4,690,842	1,677	256	755,170	1,473	769,926	49	6,983	1,442	168,589	1,857	9,658
None	xxx	xxx	xxx	xxx	xxx	xxx	xxx	xxx	xxx	xxx	xxx	xxx	xxx	xxx	xxx	26	86
1 cow	144	474	144	741	65,877	374,628	42	5	2,156	37	3,711	7	380	102	7,539	133	198
2 cows	249		498		230,342		195	16	5,841	178	35,816	7	986	194	18,385	236	615
3 cows	281		843		386,879		253	33	41,994	223	65,645	6	1,180	217	22,828	271	959
4 cows	320	1,407	1,280	7,131	565,640	3,426,772	306	28	44,663	285	114,399	9	1,209	268	30,488	315	1,403
5 to 9 cows	788		4,906		2,226,593		779	131	359,692	681	438,775	17	2,476	603	79,336	775	5,124
10 to 14 cows	77	117	837	1,337	433,584	686,422	77	30	162,561	52	62,962	2	632	47	8,109	76	811
15 to 19 cows	17		269		175,951		17	7	53,871	12	29,843	1	100	8	1,112	17	271
20 cows and over	8	12	197	282	149,985	203,020	8	6	84,392	5	18,775	———	———	3	772	8	193
Pawnee																	
Total	1,164	1,294	5,472	5,718	2,452,993	2,574,435	1,038	47	63,223	1,015	537,756	19	4,164	1,012	96,693	1,166	5,825
None	xxx	xxx	xxx	xxx	xxx	xxx	xxx	xxx	xxx	xxx	xxx	xxx	xxx	xxx	xxx	37	130
1 cow	119	402	119	626	50,115	278,503	42	5	1,035	36	2,611	3	395	85	4,914	110	169
2 cows	157		314		129,796		125	3	1,550	122	19,488	1	400	126	8,983	153	363
3 cows	160		480		199,976		152	8	3,663	148	40,935	1	312	141	10,538	155	543
4 cows	193	800	772	3,951	331,089	1,756,961	187	6	6,925	184	73,875	2	186	171	14,374	189	804
5 to 9 cows	472		3,003		1,348,821		469	15	21,240	464	303,899	11	2,271	432	47,663	461	3,086
10 to 14 cows	51	92	572	1,141	274,614	538,971	51	6	25,500	49	67,106	———	———	45	7,151	49	540
15 cows and over	12		212		118,582		12	4	3,310	12	29,842	1	600	12	3,070	12	190
Perkins																	
Total	690	736	3,583	3,211	1,941,361	1,468,256	581	28	37,070	571	384,904	20	3,238	635	73,787	698	3,921
None	xxx	xxx	xxx	xxx	xxx	xxx	xxx	xxx	xxx	xxx	xxx	xxx	xxx	xxx	xxx	23	70
1 cow	69	240	69	365	41,284	162,810	15	3	640	13	2,032	1	125	53	3,533	64	84
2 cows	88		176		94,053		53	1	10	50	10,360	4	92	81	7,256	84	223
3 cows	85		255		135,201		77	2	291	75	21,720	3	824	77	8,612	83	305
4 cows	78	445	312	2,161	159,124	978,112	75	3	2,185	74	32,580	1	50	69	7,613	77	329
5 to 9 cows	305		1,980		1,081,954		296	12	9,799	295	225,377	8	1,403	291	35,973	303	2,145
10 to 14 cows	49	51	533	685	275,799	327,334	49	4	12,038	48	55,763	3	744	48	7,865	48	505
15 cows and over	16		258		153,946		16	3	12,107	16	37,072	———	———	16	2,935	16	260
Phelps																	
Total	1,002	1,088	4,709	5,206	2,071,798	2,324,937	872	49	157,750	818	438,651	38	10,853	860	100,700	999	4,985
None	xxx	xxx	xxx	xxx	xxx	xxx	xxx	xxx	xxx	xxx	xxx	xxx	xxx	xxx	xxx	9	25
1 cow	108	212	108	345	47,111	170,900	51	5	582	22	2,204	7	340	65	4,595	103	152
2 cows	141		282		126,422		109	7	4,635	98	17,142	5	543	117	11,257	139	333
3 cows	128		384		160,476		111	3	3,540	107	29,613	1	180	116	13,227	125	422
4 cows	168	806	672	4,000	291,853	1,743,100	166	7	9,838	158	61,317	10	1,511	149	17,533	167	719
5 to 9 cows	401		2,520		1,076,944		399	17	34,691	385	267,654	13	1,286	367	40,952	400	2,588
10 to 14 cows	45	65	498	750	229,836	356,037	45	5	28,810	40	48,727	1	1,518	40	6,995	45	508
15 to 19 cows	4		70		30,681		4	1	13,446	3	3,273	———	———	2	308	4	63
20 cows and over	7	5	175	111	108,475	54,900	7	4	62,208	5	8,721	1	5,475	4	5,833	7	175
Pierce																	
Total	1,422	1,471	8,400	9,262	3,570,216	3,915,903	1,310	40	88,433	1,280	903,407	11	1,300	1,081	114,361	1,442	9,082
None	xxx	xxx	xxx	xxx	xxx	xxx	xxx	xxx	xxx	xxx	xxx	xxx	xxx	xxx	xxx	39	135
1 cow	83	203	83	330	36,962	141,985	23	6	429	15	1,565	5	538	59	4,080	77	122
2 cows	114		228		99,059		77	1	360	74	16,489	3	396	77	6,813	109	292
3 cows	143		429		193,828		137	4	3,856	133	43,785	1	156	100	9,794	140	490
4 cows	167	1,020	668	5,671	277,621	2,421,238	162	2	1,165	161	66,673	———	———	119	12,316	166	792
5 to 9 cows	729		4,733		1,979,963		725	13	23,953	718	525,700	2	210	534	59,675	726	5,010
10 to 14 cows	155	233	1,719	2,873	745,889	1,185,965	155	7	23,280	152	194,735	———	———	120	17,541	155	1,726
15 to 19 cows	24		386		171,619		24	6	30,200	21	37,840	———	———	18	3,658	23	375
20 to 29 cows	7	13	154	288	65,275	127,215	7	1	5,210	6	16,620	———	———	4	484	7	140
30 to 49 cows	———	1	———	30	———	12,000	———	———	———	———	———	———	———	———	———	———	———
50 to 74 cows	———	1	———	70	———	27,500	———	———	———	———	———	———	———	———	———	———	———
Platte																	
Total	1,882	2,032	10,815	12,238	4,349,793	5,822,078	1,678	79	285,004	1,615	964,728	51	13,707	1,613	208,711	1,873	11,988
None	xxx	xxx	xxx	xxx	xxx	xxx	xxx	xxx	xxx	xxx	xxx	xxx	xxx	xxx	xxx	21	73
1 cow	129	274	129	450	50,428	209,395	28	5	1,072	23	1,533	1	52	78	5,191	118	150
2 cows	161		322		123,997		100	3	940	95	17,202	5	665	134	12,492	157	425
3 cows	201		603		226,326		182	3	2,350	179	47,651	2	195	173	17,203	198	769
4 cows	282	1,459	1,128	7,994	433,328	3,703,035	274	5	8,500	268	101,420	6	432	238	24,915	279	1,285
5 to 9 cows	883		5,715		2,230,214		868	34	61,097	841	528,092	26	5,282	785	109,158	876	6,257
10 to 14 cows	179	284	1,995	3,442	828,436	1,678,763	179	16	67,050	167	196,184	5	2,541	162	28,477	179	2,160
15 to 19 cows	33		531		253,994		33	7	42,775	31	48,875	2	2,580	31	7,665	32	523
20 cows and over	14	15	392	352	203,070	230,885	14	6	101,220	11	23,791	4	1,960	12	3,610	13	346
Polk																	
Total	1,264	1,384	5,889	5,684	2,909,383	2,839,716	1,151	28	94,315	1,117	610,738	52	14,980	1,107	133,576	1,258	6,646
None	xxx	xxx	xxx	xxx	xxx	xxx	xxx	xxx	xxx	xxx	xxx	xxx	xxx	xxx	xxx	16	47
1 cow	97	401	97	659	53,600	354,768	30	1	270	28	3,205	2	40	62	4,386	92	167
2 cows	168		336		188,712		137	5	1,483	128	28,657	11	1,109	144	14,349	162	435
3 cows	204		612		324,985		195	1	75	192	66,213	6	766	184	18,706	201	676
4 cows	197	932	788	4,374	389,462	2,183,457	192	4	1,970	189	80,972	8	1,440	176	19,152	195	922
5 to 9 cows	543		3,404		1,619,895		542	12	28,603	528	370,190	23	11,390	491	69,163	538	3,676
10 to 14 cows	49	48	529	560	258,829	264,741	49	2	13,000	48	54,701	2	235	45	6,767	48	588
15 to 19 cows	3		47		21,450		3	———	———	3	5,000	———	———	3	491	3	50
20 cows and over	3	3	76	91	52,450	36,750	3	3	48,914	1	1,800	———	———	2	562	3	85

TABLE 19.—COWS MILKED AND MILK PRODUCED, 1939 AND 1929; DAIRY PRODUCTS SOLD AND BUTTER CHURNED, 1939; AND COWS KEPT FOR MILK APR. 1, 1940; BY NUMBER OF COWS MILKED, BY COUNTIES—Continued

(For explanation and definitions, see text)

STATE OR COUNTY AND NUMBER OF COWS MILKED	COWS MILKED				MILK PRODUCED (GALLONS)		DAIRY PRODUCTS SOLD, 1939						BUTTER CHURNED ON FARMS, 1939		COWS KEPT MAINLY FOR MILK PRODUCTION, APR. 1, 1940	
	Farms reporting		Number					Whole milk sold		Cream sold		Butter sold				
	1939	1929	1939	1929	1939	1929	Farms reporting	Farms reporting	Gallons	Farms reporting	Pounds of butterfat	Farms reporting	Pounds	Farms reporting	Pounds	Farms reporting	Number
NEBRASKA—Contd.																	
Red Willow																	
Total	851	1,040	4,303	5,293	1,876,730	2,564,536	724	68	152,179	683	393,141	29	5,316	675	70,296	856	4,587
None	xxx	xxx	xxx	xxx	xxx	xxx	xxx	xxx	xxx	xxx	xxx	xxx	xxx	xxx	xxx	7	32
1 cow	121	311	121	489	54,294	235,375	44	9	1,001	34	3,302	4	490	64	4,946	112	159
2 cows	111		222		101,150		82	8	1,363	76	14,470	—	—	88	6,622	106	232
3 cows	111		333		149,699		97	6	5,101	91	27,258	2	360	92	9,106	110	396
4 cows	101	616	404	3,226	179,048	1,515,815	96	6	5,919	95	38,168	3	382	87	8,331	98	430
5 to 9 cows	316		2,028		833,047		314	22	26,225	303	187,688	17	3,840	274	31,239	312	2,117
10 to 14 cows	68	100	784	1,200	328,521	560,066	68	10	29,920	64	81,605	1	20	56	7,798	68	813
15 to 19 cows	17		284		129,545		17	2	16,425	16	29,810	1	104	12	1,799	17	257
20 cows and over	6	13	147	378	101,426	253,280	6	5	66,225	4	10,840	1	120	2	455	6	151
Richardson																	
Total	1,677	1,756	7,901	7,478	4,394,336	3,531,911	1,459	129	380,779	1,361	955,291	58	9,906	1,215	121,976	1,665	8,630
None	xxx	xxx	xxx	xxx	xxx	xxx	xxx	xxx	xxx	xxx	xxx	xxx	xxx	xxx	xxx	26	92
1 cow	187	553	187	901	95,866	431,747	73	4	1,380	63	6,680	9	736	145	10,707	174	275
2 cows	250		500		260,658		185	9	3,888	173	38,593	13	836	179	15,747	242	559
3 cows	242		726		409,148		226	11	12,358	219	86,091	6	382	175	15,581	235	791
4 cows	254	1,111	1,016	5,340	545,358	2,414,494	241	25	30,188	225	117,245	8	1,237	200	18,458	251	1,120
5 to 9 cows	631		4,000		2,392,510		621	56	129,282	587	521,122	18	4,932	445	50,032	624	4,246
10 to 14 cows	90	86	1,002	1,035	584,851	556,561	90	13	61,793	79	142,514	3	1,633	59	9,925	90	1,085
15 to 19 cows	16		264		171,720		16	7	63,365	11	26,846	—	—	10	1,320	16	277
20 to 29 cows	4	4	88	88	53,200	54,150	4	2	33,100	2	6,000	1	150	1	150	4	90
30 cows and over	3	2	118	114	83,045	74,959	3	2	45,425	2	10,200	—	—	1	56	3	115
Rock																	
Total	530	478	4,979	4,483	1,764,553	1,845,769	484	13	25,175	475	422,207	16	2,238	456	59,341	450	4,277
None	xxx	xxx	xxx	xxx	xxx	xxx	xxx	xxx	xxx	xxx	xxx	xxx	xxx	xxx	xxx	11	51
1 cow	18	46	18	79	7,980	30,510	3	—	—	—	—	3	214	7	614	12	15
2 cows	21		42		20,434		9	1	1,500	7	1,494	2	110	16	1,542	17	50
3 cows	30		90		34,910		22	1	800	22	4,608	—	—	26	2,662	28	101
4 cows	31	219	124	1,352	44,490	574,422	23	1	20	23	7,731	1	150	29	3,596	27	136
5 to 9 cows	188		1,347		482,855		186	4	5,400	185	112,315	4	780	164	19,315	155	1,197
10 to 14 cows	157	187	1,811	2,435	622,961	1,003,012	156	5	15,455	153	156,362	5	659	137	19,978	132	1,575
15 to 19 cows	56		899		300,468		56	1	2,000	56	76,614	1	325	50	7,111	45	688
20 cows and over	29	26	648	617	250,455	237,825	29	—	—	29	63,085	—	—	27	4,523	23	464
Saline																	
Total	1,809	1,885	7,730	7,833	2,981,862	3,789,359	1,532	384	586,317	1,192	491,286	30	5,754	1,204	90,083	1,800	8,563
None	xxx	xxx	xxx	xxx	xxx	xxx	xxx	xxx	xxx	xxx	xxx	xxx	xxx	xxx	xxx	24	69
1 cow	210	525	210	838	91,391	372,475	55	11	1,915	42	4,507	3	211	115	5,813	195	332
2 cows	310		620		254,999		234	41	21,671	199	32,737	2	414	211	12,443	304	795
3 cows	270		810		304,694		247	50	41,385	199	52,130	6	754	195	13,504	270	949
4 cows	277	1,291	1,108	6,162	421,242	2,958,178	260	61	69,680	204	72,912	8	528	189	13,678	275	1,274
5 to 9 cows	674		4,196		1,602,685		668	196	364,347	499	270,263	11	3,847	454	39,951	664	4,372
10 to 14 cows	61	69	671	853	287,805	458,706	61	21	77,498	45	54,023	—	—	38	4,430	61	657
15 cows and over	7		115		39,048		7	4	19,821	4	4,714	—	—	2	164	7	115
Sarpy																	
Total	824	867	4,222	4,358	2,363,614	2,531,197	613	286	1,106,555	331	202,107	61	14,841	441	63,895	811	4,481
None	xxx	xxx	xxx	xxx	xxx	xxx	xxx	xxx	xxx	xxx	xxx	xxx	xxx	xxx	xxx	17	43
1 cow	146	272	146	402	81,004	211,374	17	10	4,090	4	199	5	307	82	6,407	123	153
2 cows	118		236		124,895		62	11	8,010	39	7,533	16	2,304	87	11,336	114	298
3 cows	73		219		126,991		61	10	9,370	50	21,018	7	1,340	49	6,855	73	260
4 cows	91	503	364	2,639	191,233	1,452,549	85	20	32,233	61	28,066	8	1,552	53	7,092	90	451
5 to 9 cows	302		1,995		1,086,979		294	164	542,847	145	95,057	22	7,278	139	25,024	301	2,111
10 to 14 cows	68	79	756	988	417,867	636,764	68	50	279,153	23	25,773	2	1,560	19	4,102	68	732
15 to 19 cows	16		255		164,405		16	12	108,207	5	13,730	—	—	8	1,644	16	262
20 cows and over	10	13	251	329	170,440	230,510	10	9	122,645	4	10,731	1	500	4	1,435	9	191
Saunders																	
Total	2,354	2,493	10,760	11,250	4,700,212	4,658,699	1,967	840	1,971,082	1,170	478,116	73	19,034	1,326	136,377	2,333	11,512
None	xxx	xxx	xxx	xxx	xxx	xxx	xxx	xxx	xxx	xxx	xxx	xxx	xxx	xxx	xxx	24	58
1 cow	249	647	249	1,045	104,033	414,196	65	23	4,919	37	3,670	10	693	147	7,955	252	360
2 cows	372		744		296,945		246	61	37,101	185	28,442	11	1,028	258	21,318	361	879
3 cows	343		1,029		402,658		304	83	81,040	225	54,089	12	2,026	205	16,339	337	1,118
4 cows	342	1,696	1,368	8,421	555,599	3,316,423	319	103	155,097	218	81,375	7	1,718	198	19,987	340	1,449
5 to 9 cows	921		5,828		2,576,279		907	482	1,235,777	458	257,217	29	10,717	464	59,070	913	6,082
10 to 14 cows	107	145	1,191	1,656	589,073	835,355	106	74	361,076	39	38,302	3	2,696	45	8,298	106	1,216
15 to 19 cows	16		261		132,270		16	11	65,322	10	11,221	1	156	9	1,410	16	280
20 cows and over	4	5	90	128	43,375	92,725	4	3	32,750	2	3,800	—	—	—	—	4	90
Scotts Bluff																	
Total	1,578	1,468	5,283	6,454	2,693,339	4,117,323	881	274	772,929	615	279,198	15	2,258	550	55,183	1,561	5,859
None	xxx	xxx	xxx	xxx	xxx	xxx	xxx	xxx	xxx	xxx	xxx	xxx	xxx	xxx	xxx	41	93
1 cow	431	649	431	975	211,085	543,226	47	5	1,688	39	4,080	3	317	151	9,406	401	538
2 cows	422		844		406,530		199	40	20,971	158	35,258	2	200	172	16,902	407	978
3 cows	230		690		308,315		173	43	40,772	131	37,024	3	137	91	9,800	226	745
4 cows	164	665	656	3,202	302,117	1,876,023	143	47	66,283	96	39,244	4	874	58	6,741	161	676
5 to 9 cows	255		1,569		786,654		243	91	229,517	157	109,665	2	530	80	9,630	250	1,632
10 to 14 cows	54	140	613	1,797	357,230	1,312,174	54	27	153,393	27	45,973	—	—	15	2,138	53	627
15 to 19 cows	8		126		71,920		8	7	57,880	1	1,790	1	200	1	216	8	159
20 to 29 cows	11	6	246	148	187,712	114,100	11	11	147,425	4	6,164	—	—	2	350	11	283
30 to 49 cows	3	6	108	204	61,800	175,800	3	3	55,000	—	—	—	—	—	—	3	128
50 to 74 cows	—	2	—	128	—	96,000	—	—	—	—	—	—	—	—	—	—	—

TABLE 19.—COWS MILKED AND MILK PRODUCED, 1939 AND 1929; DAIRY PRODUCTS SOLD AND BUTTER CHURNED, 1939; AND COWS KEPT FOR MILK APR. 1, 1940; BY NUMBER OF COWS MILKED, BY COUNTIES—Continued

(For explanation and definitions, see text)

STATE OR COUNTY AND NUMBER OF COWS MILKED	COWS MILKED				MILK PRODUCED (GALLONS)		DAIRY PRODUCTS SOLD, 1939							BUTTER CHURNED ON FARMS, 1939		COWS KEPT MAINLY FOR MILK PRODUCTION, APR. 1, 1940	
	Farms reporting		Number					Whole milk sold		Cream sold		Butter sold					
	1939	1929	1939	1929	1939	1929	Farms reporting	Farms reporting	Gallons	Farms reporting	Pounds of butterfat	Farms reporting	Pounds	Farms reporting	Pounds	Farms reporting	Number
NEBRASKA—Contd.																	
Seward																	
Total	1,846	1,960	8,660	8,922	4,127,095	4,321,530	1,671	433	1,028,676	1,261	637,157	76	18,329	1,297	145,507	1,825	9,054
None	xxx	xxx	xxx	xxx	xxx	xxx	xxx	xxx	xxx	xxx	xxx	xxx	xxx	xxx	xxx	28	73
1 cow	167	495	167	801	87,261	474,262	69	7	1,705	57	6,212	7	957	115	8,283	147	211
2 cows	240		480		231,313		200	22	16,591	170	32,832	12	1,231	183	16,919	252	567
3 cows	276		828		397,508		252	42	46,684	207	63,487	14	3,004	216	23,195	268	883
4 cows	280	1,356	1,120	6,724	540,955	3,217,797	275	62	91,176	217	99,967	6	955	198	20,526	277	1,221
5 to 9 cows	793		4,973		2,316,474		785	262	641,329	549	388,247	32	6,073	532	63,812	784	5,089
10 to 14 cows	76	102	822	1,203	409,180	528,021	78	30	149,861	54	58,070	2	1,380	43	6,823	76	808
15 to 19 cows	8		133		69,665		8	4	28,710	5	8,117	2	1,850	6	2,710	7	108
20 to 29 cows	6	3	137	60	74,759	25,300	6	4	52,620	2	2,225	1	2,879	4	3,239	6	113
30 to 49 cows	-------	4	-------	134	----------	76,150	------	-----	----------	-----	----------	----	-------	-----	----------	-----	-------
Sheridan																	
Total	1,060	1,128	6,049	6,833	2,686,548	3,091,863	848	40	116,801	813	531,908	26	4,689	819	102,717	1,054	6,302
None	xxx	xxx	xxx	xxx	xxx	xxx	xxx	xxx	xxx	xxx	xxx	xxx	xxx	xxx	xxx	21	68
1 cow	103	229	103	338	53,720	155,854	12	4	1,365	6	540	2	253	38	2,612	90	146
2 cows	124		248		111,882		64	8	6,212	55	8,112	3	179	96	8,796	121	304
3 cows	99		297		132,500		70	1	64	68	20,235	2	480	78	9,429	94	315
4 cows	134	704	536	3,893	248,754	1,836,088	115	1	500	112	46,679	4	551	111	12,944	134	614
5 to 9 cows	439		2,867		1,271,293		427	11	19,620	421	277,019	8	1,847	367	47,971	434	2,942
10 to 14 cows	131	180	1,457	2,231	619,787	950,916	130	10	41,588	125	130,958	5	318	106	16,321	130	1,416
15 to 19 cows	23		377		173,120		23	3	35,090	20	36,182	2	1,101	18	3,276	23	346
20 cows and over	7	15	164	371	75,492	149,005	7	2	12,362	6	12,183	-----	-------	5	1,368	7	151
Sherman																	
Total	1,043	1,344	7,011	9,914	2,400,651	4,368,929	985	43	91,969	958	566,039	22	3,816	950	106,837	1,043	7,540
None	xxx	xxx	xxx	xxx	xxx	xxx	xxx	xxx	xxx	xxx	xxx	xxx	xxx	xxx	xxx	18	53
1 cow	38	138	38	207	13,589	95,220	13	-----	----------	13	1,620	-----	-------	27	1,794	32	74
2 cows	64		128		47,244		43	1	250	40	7,344	3	88	47	3,988	61	158
3 cows	76		228		87,901		68	3	1,305	66	18,106	2	230	67	5,372	75	282
4 cows	108	864	432	5,202	139,025	2,353,755	107	3	867	103	32,524	5	855	95	9,389	107	507
5 to 9 cows	571		3,828		1,301,166		569	19	25,905	555	307,019	10	2,418	539	62,262	566	4,108
10 to 14 cows	152	318	1,740	3,956	595,712	1,705,423	151	13	41,842	149	144,845	1	150	145	19,567	150	1,755
15 to 19 cows	25		405		125,776		25	2	11,000	23	31,035	1	75	22	3,483	25	413
20 cows and over	9	24	212	549	90,238	214,531	9	2	10,800	9	23,546	-----	-------	8	982	9	190
Sioux																	
Total	588	672	2,486	3,681	970,375	1,570,792	361	36	70,643	329	130,251	19	3,344	477	50,577	568	2,472
None	xxx	xxx	xxx	xxx	xxx	xxx	xxx	xxx	xxx	xxx	xxx	xxx	xxx	xxx	xxx	13	27
1 cow	96	195	96	276	44,864	130,615	12	-----	----------	8	959	4	300	50	3,019	78	116
2 cows	129		258		107,930		46	6	1,147	42	4,535	2	200	114	9,274	128	291
3 cows	83		249		96,415		49	5	3,592	44	10,057	5	554	67	7,161	77	247
4 cows	66	361	264	1,929	102,199	831,977	49	2	1,864	46	13,526	2	275	54	5,525	64	267
5 to 9 cows	168		1,069		421,025		159	15	25,535	149	69,754	4	1,175	154	19,304	164	1,017
10 to 14 cows	40	116	442	1,476	153,022	608,200	40	6	18,574	35	25,925	2	840	33	5,582	38	406
15 cows and over	6		108		44,920		6	2	21,931	5	5,495	-----	-------	5	712	6	101
Stanton																	
Total	1,069	1,123	5,187	6,163	2,063,547	2,686,790	957	27	110,193	936	448,492	25	3,287	857	84,936	1,088	5,640
None	xxx	xxx	xxx	xxx	xxx	xxx	xxx	xxx	xxx	xxx	xxx	xxx	xxx	xxx	xxx	34	106
1 cow	104	262	104	413	43,465	180,055	34	2	402	33	2,808	1	110	64	3,808	97	139
2 cows	130		260		101,500		102	1	112	102	15,909	-----	-------	101	7,846	127	328
3 cows	141		423		165,860		133	1	1,300	133	37,200	5	352	116	9,176	140	473
4 cows	171	718	684	3,911	244,267	1,730,375	167	2	1,848	163	58,941	7	1,300	146	14,280	170	740
5 to 9 cows	453		2,868		1,127,163		451	13	45,825	439	260,339	8	790	372	40,207	451	3,027
10 to 14 cows	60	143	666	1,839	277,786	776,360	60	6	36,343	57	54,385	3	475	50	7,909	59	652
15 cows and over	10		182		103,506		10	2	24,365	9	18,910	1	260	8	1,710	10	175
Thayer																	
Total	1,442	1,589	7,707	8,362	3,362,579	4,008,940	1,319	88	124,429	1,284	785,147	35	6,483	1,203	125,207	1,433	8,640
None	xxx	xxx	xxx	xxx	xxx	xxx	xxx	xxx	xxx	xxx	xxx	xxx	xxx	xxx	xxx	18	80
1 cow	117	289	117	469	58,324	242,348	36	9	1,186	29	2,690	1	208	61	4,236	104	162
2 cows	139		278		125,013		110	9	2,885	105	19,048	5	893	99	8,709	135	350
3 cows	140		420		194,704		135	13	10,482	128	36,641	1	200	123	10,872	138	538
4 cows	219	1,162	876	6,188	405,575	2,970,117	215	4	1,057	215	95,130	8	1,070	191	18,426	217	1,029
5 to 9 cows	696		4,442		1,922,056		693	37	69,301	684	466,274	20	4,112	622	67,481	690	4,832
10 to 14 cows	112	130	1,242	1,531	514,847	726,675	111	12	31,328	104	130,329	-----	-------	91	13,116	112	1,302
15 to 19 cows	15		242		106,070		15	3	7,690	15	25,715	-----	-------	14	2,017	15	262
20 to 29 cows	4	8	90	174	35,990	69,800	4	1	500	4	9,320	-----	-------	2	350	4	85
Thomas																	
Total	161	159	1,170	1,070	397,630	426,130	151	10	12,433	124	81,397	5	325	144	16,334	163	1,127
None	xxx	xxx	xxx	xxx	xxx	xxx	xxx	xxx	xxx	xxx	xxx	xxx	xxx	xxx	xxx	8	37
1 cow	11	36	11	48	4,820	19,170	2	1	500	-----	----------	1	60	6	400	9	15
2 cows	13		26		9,375		5	-----	----------	5	777	-----	-------	13	1,482	13	34
3 cows	16		48		15,705		8	1	1,000	7	1,245	-----	-------	14	2,030	16	52
4 cows	15	82	60	466	19,755	186,465	11	1	365	10	1,955	1	100	15	1,714	15	59
5 to 9 cows	60		401		143,195		59	3	4,695	58	30,901	3	165	53	5,695	58	399
10 to 14 cows	30	39	337	507	104,140	202,095	30	2	3,500	28	23,700	-----	-------	27	3,281	30	320
15 to 19 cows	11		179		64,980		11	2	2,373	11	15,760	-----	-------	11	1,062	11	152
20 to 29 cows	5	2	108	49	35,860	18,400	5	-----	----------	5	7,059	-----	-------	5	670	5	59

TABLE 19.—COWS MILKED AND MILK PRODUCED, 1939 AND 1929; DAIRY PRODUCTS SOLD AND BUTTER CHURNED, 1939; AND COWS KEPT FOR MILK APR. 1, 1940; BY NUMBER OF COWS MILKED, BY COUNTIES—Continued

(For explanation and definitions, see text)

STATE OR COUNTY AND NUMBER OF COWS MILKED	COWS MILKED				MILK PRODUCED (GALLONS)		DAIRY PRODUCTS SOLD, 1939						BUTTER CHURNED ON FARMS, 1939		COWS KEPT MAINLY FOR MILK PRODUCTION, APR. 1, 1940	
	Farms reporting		Number					Whole milk sold		Cream sold		Butter sold				
	1939	1929	1939	1929	1939	1929	Farms reporting	Farms reporting	Gallons	Farms reporting	Pounds of butterfat	Farms reporting	Pounds	Farms reporting	Pounds	Farms reporting	Number
NEBRASKA—Contd.																	
Thurston																	
Total	890	998	4,393	4,829	1,889,845	2,410,111	720	49	89,079	676	366,808	40	6,234	759	96,323	912	4,975
None	xxx	xxx	xxx	xxx	xxx	xxx	xxx	xxx	xxx	xxx	xxx	xxx	xxx	xxx	xxx	42	183
1 cow	101	232	101	363	41,207	183,782	6	—	—	4	325	2	62	72	3,371	95	144
2 cows	123		246		103,034		73	4	750	66	13,898	6	545	93	9,126	119	314
3 cows	97		291		125,576		85	5	628	80	23,493	5	474	85	8,374	98	355
4 cows	133	698	532	3,582	240,849	1,813,630	125	7	5,770	119	47,871	7	1,637	122	15,865	131	618
5 to 9 cows	362		2,332		974,964		357	23	38,719	342	206,585	15	2,203	325	46,767	356	2,495
10 to 14 cows	62	63	685	754	309,405	359,586	62	6	17,937	56	64,381	4	1,157	53	11,022	62	692
15 to 19 cows	9		146		64,710		9	2	9,495	7	8,485	1	156	7	1,548	9	132
20 to 29 cows	3	4	60	82	30,100	35,713	3	2	15,780	2	1,770	—	—	2	250	2	42
30 to 49 cows	—	1	—	48	—	17,400	—	—	—	—	—	—	—	—	—	—	—
Valley																	
Total	1,057	1,233	6,166	7,846	2,315,742	3,598,949	955	148	226,055	845	488,988	15	2,207	747	65,174	1,046	6,593
None	xxx	xxx	xxx	xxx	xxx	xxx	xxx	xxx	xxx	xxx	xxx	xxx	xxx	xxx	xxx	22	78
1 cow	81	190	81	297	34,427	155,165	18	3	605	14	1,355	1	50	46	2,788	76	157
2 cows	88		176		66,307		71	13	7,512	59	9,695	1	10	63	5,385	82	244
3 cows	101		303		113,365		93	11	8,465	83	23,527	3	402	68	4,616	100	367
4 cows	142	807	568	4,565	215,051	2,114,670	136	28	32,382	115	41,172	3	142	99	7,576	137	620
5 to 9 cows	519		3,438		1,277,328		511	75	120,161	461	275,539	3	360	379	32,893	506	3,585
10 to 14 cows	98	222	1,096	2,646	420,689	1,186,654	98	10	25,280	91	99,262	2	75	72	8,987	97	1,068
15 to 19 cows	18		284		102,095		18	3	4,460	14	23,125	2	1,168	12	1,984	16	261
20 to 29 cows	10	12	220	277	86,480	127,980	10	3	27,190	8	15,313	—	—	8	945	10	233
30 to 49 cows	—	2	—	61	—	32,500	—	—	—	—	—	—	—	—	—	—	—
Washington																	
Total	1,361	1,458	7,828	8,404	4,005,524	4,513,422	1,198	298	1,353,515	929	628,929	56	15,491	687	91,464	1,346	8,516
None	xxx	xxx	xxx	xxx	xxx	xxx	xxx	xxx	xxx	xxx	xxx	xxx	xxx	xxx	xxx	23	59
1 cow	120	258	120	408	58,030	209,654	37	5	688	32	3,997	1	80	64	4,884	101	148
2 cows	147		294		138,471		98	12	5,739	85	20,159	9	1,257	78	8,895	141	366
3 cows	137		411		184,115		118	9	7,601	111	40,662	4	817	79	10,307	135	460
4 cows	165	999	660	5,441	311,754	2,822,226	159	25	34,287	133	62,289	4	802	94	11,021	162	755
5 to 9 cows	617		4,029		1,927,355		611	149	507,891	472	361,276	29	7,949	303	41,876	611	4,328
10 to 14 cows	132	190	1,476	2,260	797,371	1,325,167	132	65	382,083	81	106,396	6	1,780	56	9,311	130	1,533
15 to 19 cows	24		386		249,248		24	16	155,721	9	18,160	2	2,508	8	4,420	24	392
20 cows and over	19	11	452	295	339,180	156,375	19	17	261,505	6	15,990	1	288	5	752	19	475
Wayne																	
Total	1,320	1,372	7,129	7,375	3,272,851	3,658,942	1,204	39	148,088	1,173	697,257	34	6,341	1,145	154,445	1,335	8,035
None	xxx	xxx	xxx	xxx	xxx	xxx	xxx	xxx	xxx	xxx	xxx	xxx	xxx	xxx	xxx	31	101
1 cow	66	200	66	354	30,211	192,656	18	2	135	15	1,307	3	125	47	3,777	60	100
2 cows	134		268		122,173		97	3	3,252	95	17,699	2	124	112	12,546	132	328
3 cows	144		432		191,245		132	3	3,350	129	36,212	4	475	133	15,971	142	535
4 cows	215	1,053	852	5,571	385,253	2,753,122	208	3	2,040	206	80,785	6	2,057	189	24,920	212	1,010
5 to 9 cows	653		4,214		1,858,022		639	14	30,251	626	421,908	18	3,360	571	80,886	648	4,592
10 to 14 cows	101	116	1,127	1,356	581,387	671,364	101	9	47,680	96	127,993	1	200	89	15,308	101	1,162
15 to 19 cows	5		78		45,060		5	2	10,950	5	7,255	—	—	3	715	5	93
20 to 29 cows	4	1	92	20	61,500	9,300	4	3	50,450	1	4,100	—	—	1	320	4	114
30 to 49 cows	—	2	—	74	—	32,500	—	—	—	—	—	—	—	—	—	—	—
Webster																	
Total	1,034	1,389	5,163	6,808	2,195,630	3,099,764	906	54	85,356	854	402,128	34	7,553	909	93,525	1,040	5,710
None	xxx	xxx	xxx	xxx	xxx	xxx	xxx	xxx	xxx	xxx	xxx	xxx	xxx	xxx	xxx	31	100
1 cow	108	339	108	527	51,970	248,195	29	2	270	24	1,663	4	220	70	4,587	96	143
2 cows	130		260		111,719		90	5	2,953	84	11,754	5	140	108	8,100	123	340
3 cows	125		375		154,020		119	3	1,244	111	28,020	7	664	111	10,031	122	412
4 cows	140	938	560	4,904	234,172	2,179,090	136	12	15,730	123	39,921	5	1,056	122	11,282	139	617
5 to 9 cows	465		2,989		1,269,455		462	19	17,089	448	252,253	10	3,982	433	49,692	461	3,216
10 to 14 cows	57	105	630	1,220	262,382	577,189	57	10	25,245	51	52,003	5	1,491	53	7,773	55	644
15 to 19 cows	8		132		55,910		8	—	—	8	8,925	—	—	8	1,348	8	123
20 to 29 cows	5	6	111	127	56,002	80,690	5	3	22,825	5	7,609	—	—	4	710	5	115
30 to 49 cows	—	1	—	30	—	14,600	—	—	—	—	—	—	—	—	—	—	—
Wheeler																	
Total	337	347	2,554	2,426	899,375	985,992	274	6	3,628	272	182,809	3	244	264	31,135	320	2,632
None	xxx	xxx	xxx	xxx	xxx	xxx	xxx	xxx	xxx	xxx	xxx	xxx	xxx	xxx	xxx	7	37
1 cow	21	52	21	85	7,075	35,152	5	—	—	5	402	1	23	8	342	17	30
2 cows	23		46		17,192		13	1	90	12	1,346	—	—	19	1,451	18	46
3 cows	10		30		12,675		8	—	—	8	2,005	—	—	6	718	7	27
4 cows	28	204	112	1,158	38,842	476,190	25	—	—	25	7,690	—	—	20	1,667	27	123
5 to 9 cows	158		1,088		384,652		135	4	3,535	134	77,261	2	221	134	15,669	149	1,151
10 to 14 cows	71	87	790	1,085	276,856	427,450	65	—	—	65	57,224	—	—	58	7,818	69	771
15 to 19 cows	18		295		100,613		15	1	3	15	24,640	—	—	12	2,468	18	249
20 to 29 cows	8	3	174	66	61,470	20,000	8	—	—	8	12,241	—	—	7	1,002	8	198
30 to 49 cows	—	1	—	32	—	7,200	—	—	—	—	—	—	—	—	—	—	—
York																	
Total	1,687	1,846	7,908	7,952	3,913,392	4,194,269	1,648	89	223,558	1,495	891,792	57	16,303	1,477	165,323	1,665	8,498
None	xxx	xxx	xxx	xxx	xxx	xxx	xxx	xxx	xxx	xxx	xxx	xxx	xxx	xxx	xxx	12	30
1 cow	135	497	135	811	66,492	436,065	53	3	410	50	5,249	2	127	87	6,002	127	190
2 cows	203		406		189,458		167	4	1,790	161	38,318	6	500	174	14,815	199	480
3 cows	262		786		376,207		249	6	1,458	245	83,325	9	1,177	234	21,679	254	896
4 cows	301	1,265	1,204	6,066	529,882	3,183,969	297	11	7,317	291	147,288	8	2,465	264	26,207	296	1,287
5 to 9 cows	708		4,448		2,169,540		704	49	108,959	678	520,357	26	3,160	647	75,515	701	4,684
10 to 14 cows	71	79	785	952	392,183	507,815	71	13	59,624	63	87,059	4	3,200	65	12,762	69	791
15 to 19 cows	4		67		38,470		4	1	12,500	4	7,820	—	—	4	671	4	72
20 to 29 cows	3	3	77	60	51,160	25,600	3	2	31,500	1	2,376	2	5,674	2	5,674	3	68
30 to 49 cows	—	2	—	65	—	40,820	—	—	—	—	—	—	—	—	—	—	—

TABLE 19.—COWS MILKED AND MILK PRODUCED, 1939 AND 1929; DAIRY PRODUCTS SOLD AND BUTTER CHURNED, 1939; AND COWS KEPT FOR MILK APR. 1, 1940; BY NUMBER OF COWS MILKED, BY COUNTIES—Continued

(For explanation and definitions, see text)

STATE OR COUNTY AND NUMBER OF COWS MILKED	COWS MILKED				MILK PRODUCED (GALLONS)		DAIRY PRODUCTS SOLD, 1939							BUTTER CHURNED ON FARMS, 1939		COWS KEPT MAINLY FOR MILK PRODUCTION, APR. 1, 1940	
	Farms reporting		Number					Whole milk sold		Cream sold		Butter sold					
	1939	1929	1939	1929	1939	1929	Farms reporting	Farms reporting	Gallons	Farms reporting	Pounds of butterfat	Farms reporting	Pounds	Farms reporting	Pounds	Farms reporting	Number
NEVADA																	
Total	2,354	2,364	17,377	20,377	11,519,119	12,108,432	1,215	355	3,082,244	909	1,857,411	55	17,334	933	150,504	2,282	19,720
None	xxx	xxx	xxx	xxx	xxx	xxx	xxx	xxx	xxx	xxx	xxx	xxx	xxx	xxx	xxx	85	451
1 cow	428	711	428	1,097	248,408	543,982	43	17	2,572	24	3,198	5	512	158	12,792	364	516
2 cows	440		880		440,227		96	33	15,687	58	13,241	12	1,292	224	26,233	407	992
3 cows	248		744		347,267		91	26	17,809	68	27,057	11	669	154	21,371	226	815
4 cows	181	955	724	4,851	336,638	2,458,481	80	23	29,655	55	28,529	9	1,844	109	16,903	164	727
5 to 9 cows	482		3,124		1,790,579		352	92	282,827	271	301,512	13	2,835	213	46,395	467	3,491
10 to 14 cows	248	423	2,838	5,595	1,947,969	3,523,123	233	54	320,512	192	417,424	1	60	44	8,913	245	3,277
15 to 19 cows	113		1,854		1,257,059		110	22	234,637	92	275,701	1	540	14	2,480	111	2,005
20 to 29 cows	121	144	2,838	3,345	2,059,894	2,165,870	118	41	602,845	86	378,012	———	———	9	4,113	120	3,158
30 to 49 cows	74	105	2,598	3,728	2,033,671	2,379,173	73	33	833,039	52	334,524	2	7,800	5	9,272	74	2,796
50 to 74 cows	12	19	652	1,036	499,287	661,985	12	8	293,611	7	47,593	1	1,782	3	2,032	12	659
75 to 99 cows	4	3	322	265	268,870	113,200	4	3	186,900	2	27,590	———	———	———	———	4	343
100 to 199 cows	3	4	375	460	289,250	262,618	3	3	262,150	2	3,030	———	———	———	———	3	490
Churchill																	
Total	452	454	3,877	4,920	2,762,328	3,384,106	358	30	227,894	342	724,867	1	20	102	10,947	450	4,127
None	xxx	xxx	xxx	xxx	xxx	xxx	xxx	xxx	xxx	xxx	xxx	xxx	xxx	xxx	xxx	13	88
1 cow	73	86	73	122	49,444	76,552	13	———	———	13	1,812	———	———	27	2,481	65	121
2 cows	42		84		50,131		21	2	506	19	5,975	———	———	18	2,226	42	91
3 cows	22		66		37,825		18	1	845	15	8,228	———	———	7	1,294	20	95
4 cows	22	154	88	875	45,743	603,675	20	———	———	20	12,307	1	20	5	416	21	102
5 to 9 cows	134		940		633,593		131	11	46,348	124	164,226	———	———	23	2,297	131	1,003
10 to 14 cows	91	145	1,058	1,932	767,815	1,281,690	89	4	21,290	89	220,809	———	———	13	1,350	90	1,115
15 to 19 cows	35		569		409,940		35	4	38,480	32	114,015	———	———	6	638	35	534
20 to 29 cows	20	44	469	1,002	353,387	719,089	20	4	51,700	18	94,023	———	———	2	95	20	479
30 cows and over	13	25	530	989	414,450	703,100	13	4	68,725	12	103,472	———	———	1	150	13	499
Clark																	
Total	229	179	1,058	614	774,516	326,439	121	51	455,848	78	25,472	11	1,022	140	16,896	214	1,145
None	xxx	xxx	xxx	xxx	xxx	xxx	xxx	xxx	xxx	xxx	xxx	xxx	xxx	xxx	xxx	8	21
1 cow	61	97	61	145	40,757	76,673	10	4	597	5	408	3	372	31	3,204	46	89
2 cows	64		128		76,709		29	11	5,933	20	3,011	2	140	38	4,363	58	143
3 cows	35		105		55,205		23	2	820	22	5,707	3	206	27	2,721	35	115
4 cows	16	75	64	329	39,757	174,608	9	2	4,052	7	2,704	2	154	14	2,005	15	57
5 to 9 cows	34		188		117,411		31	13	23,234	22	10,023	1	150	27	4,433	33	184
10 to 14 cows	4	4	49	53	37,420	20,920	4	4	35,848	———	———	———	———	1	50	4	54
15 to 19 cows	2		38		32,750		2	2	30,420	———	———	———	———	1	70	2	42
20 to 29 cows	9	2	199	47	167,467	38,500	9	9	157,094	1	19	———	———	1	50	9	219
30 cows and over	4	1	226	40	209,040	15,738	4	4	197,850	1	5,600	———	———	———	———	4	239
Douglas																	
Total	116	124	1,754	2,199	1,296,525	1,327,026	95	15	81,620	91	310,581	———	———	18	2,086	118	2,023
None	xxx	xxx	xxx	xxx	xxx	xxx	xxx	xxx	xxx	xxx	xxx	xxx	xxx	xxx	xxx	2	2
1 cow	10	12	10	19	6,850	10,913	———	———	———	———	———	———	———	4	250	10	11
2 cows	10		20		12,515		2	———	———	2	803	———	———	4	520	10	22
3 cows	6		18		14,185		6	1	500	6	2,733	———	———	4	506	6	19
4 cows	5	32	20	171	11,978	105,675	4	1	965	4	2,085	———	———	———	———	5	23
5 to 9 cows	17		101		78,981		15	3	1,804	15	17,924	———	———	3	660	17	116
10 to 14 cows	14	30	168	439	121,743	253,148	14	3	10,866	13	28,119	———	———	———	———	14	205
15 to 19 cows	15		250		167,498		15	1	10,950	14	40,890	———	———	1	130	15	329
20 to 29 cows	24	19	592	446	439,380	264,115	24	4	21,200	22	105,254	———	———	———	———	24	698
30 to 49 cows	12	29	416	1,014	317,064	620,175	12	1	4,800	12	86,581	———	———	———	———	12	434
50 to 74 cows	3	2	159	110	126,333	73,000	3	1	30,535	3	26,372	———	———	———	———	3	164
Elko																	
Total	308	369	1,452	2,247	593,818	908,951	55	26	157,868	28	23,408	10	1,916	206	31,027	305	1,517
None	xxx	xxx	xxx	xxx	xxx	xxx	xxx	xxx	xxx	xxx	xxx	xxx	xxx	xxx	xxx	8	15
1 cow	58	125	58	211	18,194	80,257	1	1	30	———	———	———	———	27	1,225	55	62
2 cows	78		156		55,110		5	2	530	———	———	3	190	48	4,218	76	177
3 cows	44		132		50,620		4	1	480	2	360	2	70	33	3,973	42	146
4 cows	33	182	132	890	46,196	302,865	2	———	———	2	782	———	———	26	3,850	31	127
5 to 9 cows	61		390		134,396		18	6	3,357	11	5,564	4	1,596	53	13,754	59	408
10 to 14 cows	22	38	234	495	106,871	217,066	17	9	29,045	10	9,075	1	60	14	2,205	22	300
15 to 19 cows	4		87		22,200		2	1	5,900	1	980	———	———	3	202	4	45
20 cows and over	8	24	285	651	160,231	308,743	6	6	118,526	2	6,645	———	———	2	1,600	8	239
Esmeralda																	
Total	9	12	46	27	24,885	12,894	2	1	12,000	1	1,600	2	720	6	1,365	12	44
None	xxx	xxx	xxx	xxx	xxx	xxx	xxx	xxx	xxx	xxx	xxx	xxx	xxx	xxx	xxx	4	8
1 cow	3	12	3	27	2,035	12,894	———	———	———	———	———	———	———	2	175	2	2
2 cows and over	6		43		22,850		2	1	12,000	1	1,600	2	720	4	1,190	6	34
Eureka																	
Total	33	43	130	163	50,560	54,272	3	3	13,875	1	540	———	———	16	1,332	32	172
None	xxx	xxx	xxx	xxx	xxx	xxx	xxx	xxx	xxx	xxx	xxx	xxx	xxx	xxx	xxx	2	5
1 cow	2	15	2	23	635	7,180	———	———	———	———	———	———	———	1	52	2	3
2 cows	10		20		6,035		———	———	———	———	———	———	———	4	398	10	41
3 cows	6		18		6,235		———	———	———	———	———	———	———	4	336	5	14
4 cows	8	28	32	140	5,960	47,092	———	———	———	———	———	———	———	4	230	6	30
5 cows and over	7		58		31,695		3	3	13,875	1	540	———	———	3	316	7	79

TABLE 19.—COWS MILKED AND MILK PRODUCED, 1939 AND 1929; DAIRY PRODUCTS SOLD AND BUTTER CHURNED, 1939; AND COWS KEPT FOR MILK APR. 1, 1940; BY NUMBER OF COWS MILKED, BY COUNTIES—Continued

(For explanation and definitions, see text)

STATE OR COUNTY AND NUMBER OF COWS MILKED	COWS MILKED				MILK PRODUCED (GALLONS)		DAIRY PRODUCTS SOLD, 1939							BUTTER CHURNED ON FARMS, 1939		COWS KEPT MAINLY FOR MILK PRODUCTION, APR. 1, 1940	
	Farms reporting		Number					Whole milk sold		Cream sold		Butter sold					
	1939	1929	1939	1929	1939	1929	Farms reporting	Farms reporting	Gallons	Farms reporting	Pounds of butterfat	Farms reporting	Pounds	Farms reporting	Pounds	Farms reporting	Number
NEVADA—Contd.																	
Humboldt																	
Total	111	102	393	525	197,094	182,955	25	15	55,699	5	1,275	6	690	67	11,592	86	448
None	xxx	xxx	xxx	xxx	xxx	xxx	xxx	xxx	xxx	xxx	xxx	xxx	xxx	xxx	xxx	5	5
1 cow	20	33	20	59	8,784	24,765	1	1	182	—	—	—	—	4	304	16	25
2 cows	29		58		37,447		3	1	365	1	240	1	20	18	1,928	16	57
3 cows	23		69		28,602		6	4	2,107	3	515	2	70	16	2,472	16	59
4 cows	18	59	72	264	34,791	58,265	6	4	2,360	—	—	2	500	15	2,238	14	75
5 to 9 cows	17		103		42,850		4	3	15,100	—	—	1	100	12	5,550	15	120
10 to 14 cows	1	10	10	202	5,840	99,925	—	—	—	—	—	—	—	1	500	1	12
15 cows and over	3		61		38,800		3	2	35,585	1	720	—	—	1	800	3	95
Lander																	
Total	39	30	185	92	69,491	27,072	9	8	12,809	4	2,360	—	—	12	2,227	29	155
None	xxx	xxx	xxx	xxx	xxx	xxx	xxx	xxx	xxx	xxx	xxx	xxx	xxx	xxx	xxx	1	3
1 cow	7	15	7	21	2,751	8,392	—	—	—	—	—	—	—	—	—	4	4
2 cows	6		12		5,795		1	1	585	—	—	—	—	1	10	6	12
3 cows	8		24		15,475		1	1	1,500	1	1,000	—	—	3	320	6	18
4 cows	4	17	18	71	5,860	18,680	2	2	1,824	—	—	—	—	3	320	2	8
5 to 9 cows	11		67		30,840		4	4	9,120	2	840	—	—	4	537	8	68
10 cows and over	3	—	57	—	10,790	—	1	—	—	1	520	—	—	1	1,040	2	42
Lincoln																	
Total	150	117	558	621	242,877	272,891	56	29	75,515	30	12,358	7	1,333	115	16,975	141	605
None	xxx	xxx	xxx	xxx	xxx	xxx	xxx	xxx	xxx	xxx	xxx	xxx	xxx	xxx	xxx	1	3
1 cow	30	40	30	65	15,220	26,285	2	2	705	—	—	—	—	15	1,581	28	32
2 cows	38		76		29,709		7	6	2,188	1	140	1	100	30	3,290	37	77
3 cows	24		72		27,490		10	6	1,115	5	1,180	1	78	20	2,833	20	66
4 cows	19	61	76	299	32,195	147,498	10	4	2,334	6	1,944	2	650	16	2,574	18	87
5 to 9 cows	32		195		64,839		20	7	11,223	14	7,098	3	505	31	6,084	32	227
10 to 14 cows	4	16	41	257	20,424	99,108	4	1	3,350	3	1,900	—	—	3	615	4	43
15 cows and over	3		66		53,000		3	3	52,400	1	96	—	—	—	—	3	70
Lyon																	
Total	247	258	2,999	3,659	2,152,879	2,271,048	203	15	106,145	193	523,609	2	596	19	2,725	250	3,593
None	xxx	xxx	xxx	xxx	xxx	xxx	xxx	xxx	xxx	xxx	xxx	xxx	xxx	xxx	xxx	10	96
1 cow	32	59	32	88	20,992	55,837	6	1	22	5	828	—	—	6	522	28	37
2 cows	22		44		24,528		11	1	1,080	9	1,849	1	56	3	212	22	69
3 cows	10		30		17,997		6	—	—	6	2,558	—	—	2	158	10	36
4 cows	5	67	20	407	15,680	274,951	4	1	365	4	2,688	—	—	—	—	5	20
5 to 9 cows	48		328		242,642		46	2	5,645	44	60,137	—	—	3	790	47	406
10 to 14 cows	46	62	521	835	391,762	568,897	46	3	11,646	43	94,411	—	—	1	288	46	663
15 to 19 cows	51		514		359,791		51	1	1,547	51	91,509	1	540	2	640	30	597
20 to 29 cows	34	35	778	823	554,304	555,620	34	3	35,800	32	139,403	—	—	1	108	33	856
30 cows and over	19	33	732	1,506	527,183	815,765	19	3	50,040	19	130,226	—	—	1	7	19	813
Mineral																	
Total	14	23	61	148	37,589	93,742	4	3	15,274	3	3,810	—	—	4	753	15	59
None	xxx	xxx	xxx	xxx	xxx	xxx	xxx	xxx	xxx	xxx	xxx	xxx	xxx	xxx	xxx	1	5
1 cow	6	8	6	10	2,784	6,900	—	—	—	—	—	—	—	1	75	6	6
2 cows	4		8		5,276		—	—	—	—	—	—	—	1	600	4	6
3 cows	1	15	3	138	1,440	86,842	1	—	—	1	60	—	—	1	52	1	4
4 cows and over	3		44		28,089		3	3	15,274	2	3,750	—	—	1	26	3	38
Nye																	
Total	86	83	297	288	93,320	97,245	11	9	4,645	1	260	3	140	38	9,951	88	374
None	xxx	xxx	xxx	xxx	xxx	xxx	xxx	xxx	xxx	xxx	xxx	xxx	xxx	xxx	xxx	5	15
1 cow	17	36	17	49	8,165	21,591	1	1	360	—	—	—	—	10	602	17	28
2 cows	24		48		14,765		1	1	120	—	—	1	50	10	1,134	23	54
3 cows	14		42		13,485		2	2	565	—	—	—	—	12	2,109	14	54
4 cows	7	47	28	239	8,055	75,652	1	1	780	—	—	—	—	5	706	6	25
5 cows and over	24		162		48,870		6	4	2,820	1	260	2	90	21	5,380	23	198
Ormsby																	
Total	19	26	346	362	244,297	191,590	16	8	151,867	9	15,848	2	8,982	3	9,347	19	392
None	xxx	xxx	xxx	xxx	xxx	xxx	xxx	xxx	xxx	xxx	xxx	xxx	xxx	xxx	xxx	—	—
1 cow	2	6	2	9	980	6,010	1	1	32	—	—	—	—	—	—	2	2
2 cows	1		2		654		1	—	—	1	98	—	—	—	—	1	2
3 cows	2		6		5,430		1	1	3,000	—	—	—	—	—	—	2	8
4 cows	—	7	—	44	—	26,420	—	—	—	—	—	—	—	—	—	—	—
5 to 9 cows	4		30		17,155		3	1	7,300	2	1,057	—	—	1	365	4	38
10 to 14 cows	3	7	32	98	24,330	42,060	3	—	—	3	6,293	—	—	—	—	3	39
15 to 19 cows	—		—		—		—	—	—	—	—	—	—	—	—	—	—
20 to 29 cows	2	1	51	25	33,100	18,250	2	1	15,000	1	4,600	—	—	—	—	2	52
30 cows and over	5	5	223	188	162,648	98,850	5	4	126,535	2	3,800	2	8,982	2	8,982	5	251
Pershing																	
Total	72	81	337	552	174,990	311,999	30	9	38,473	22	16,726	3	275	41	8,119	74	420
None	xxx	xxx	xxx	xxx	xxx	xxx	xxx	xxx	xxx	xxx	xxx	xxx	xxx	xxx	xxx	4	23
1 cow	16	28	16	46	8,075	23,009	2	1	48	—	—	1	50	8	300	14	18
2 cows	16		32		13,490		1	—	—	1	300	—	—	10	1,734	16	42
3 cows	9		27		12,350		3	1	600	1	222	2	225	7	1,670	9	32
4 cows	9	36	36	173	13,855	87,350	5	2	2,100	3	646	—	—	8	880	9	41
5 to 9 cows	14		92		51,845		12	3	4,700	10	6,801	—	—	6	1,110	14	110
10 cows and over	8	17	134	313	75,375	201,640	7	2	31,025	7	8,757	—	—	4	2,225	8	154

TABLE 19.—COWS MILKED AND MILK PRODUCED, 1939 AND 1929; DAIRY PRODUCTS SOLD AND BUTTER CHURNED, 1939; AND COWS KEPT FOR MILK APR. 1, 1940; BY NUMBER OF COWS MILKED, BY COUNTIES—Continued

(For explanation and definitions, see text)

STATE OR COUNTY AND NUMBER OF COWS MILKED	COWS MILKED				MILK PRODUCED (GALLONS)		DAIRY PRODUCTS SOLD, 1939							BUTTER CHURNED ON FARMS, 1939		COWS KEPT MAINLY FOR MILK PRODUCTION, APR. 1, 1940	
	Farms reporting		Number					Whole milk sold		Cream sold		Butter sold					
	1939	1929	1939	1929	1939	1929	Farms reporting	Farms reporting	Gallons	Farms reporting	Pounds of butterfat	Farms reporting	Pounds	Farms reporting	Pounds	Farms reporting	Number
NEVADA—Contd.																	
Storey																	
Total	8	6	36	81	16,120	60,300	4	2	5,285	2	1,380	-----	-------	1	36	7	39
None	xxx	xxx	xxx	xxx	xxx	xxx	xxx	xxx	xxx	xxx	xxx	xxx	xxx	xxx	xxx	-----	-------
1 cow	1	-----	1	-----	400	-----	-----	-----	-----	-----	-----	-----	-----	-----	-----	-----	-------
2 cows	1		2		800		-----	-----	-----	-----	-----	-----	-----	1	36	1	4
3 cows	2		6		2,265		-----	-----	-----	-----	-----	-----	-----	-----	-----	2	8
4 cows	1	6	4	81	2,160	60,300	1	1	2,000	-----	-----	-----	-----	-----	-----	1	6
5 cows and over	3		23		10,495		3	1	3,285	2	1,380	-----	-----	-----	-----	3	23
Washoe																	
Total	306	305	2,956	2,959	2,222,246	2,102,175	160	85	1,314,495	82	176,132	2	290	60	9,238	292	3,444
None	xxx	xxx	xxx	xxx	xxx	xxx	xxx	xxx	xxx	xxx	xxx	xxx	xxx	xxx	xxx	18	154
1 cow	68	91	68	134	48,929	77,460	4	4	566	-----	-----	1	90	16	1,327	51	71
2 cows	53		106		67,395		8	4	2,142	4	825	1	200	15	1,966	46	98
3 cows	21		63		33,450		6	4	4,945	2	3,690	-----	-----	9	1,050	19	67
4 cows	20	98	80	514	51,550	349,540	11	3	8,575	8	4,643	-----	-----	8	1,628	18	71
5 to 9 cows	40		255		149,240		30	12	38,135	18	21,799	-----	-----	6	788	38	265
10 to 14 cows	36	78	422	1,027	280,431	791,525	35	15	111,466	21	41,020	-----	-----	2	274	34	482
15 to 19 cows	18		294		199,130		17	8	92,185	11	25,707	-----	-----	-----	-----	18	305
20 to 29 cows	22	17	521	409	386,481	249,175	21	13	234,351	9	26,917	-----	-----	3	1,840	22	606
30 to 49 cows	22	15	792	541	658,340	421,175	22	16	490,830	8	50,142	-----	-----	1	365	22	915
50 cows and over	6	6	355	334	347,300	213,300	6	6	331,300	1	1,389	-----	-----	-----	-----	6	410
White Pine																	
Total	155	154	896	940	565,584	483,749	65	46	359,132	17	17,207	6	1,350	67	15,928	150	1,167
None	xxx	xxx	xxx	xxx	xxx	xxx	xxx	xxx	xxx	xxx	xxx	xxx	xxx	xxx	xxx	3	8
1 cow	22	55	22	88	13,433	37,999	2	1	30	1	150	-----	-----	6	694	20	25
2 cows	38		76		38,228		5	4	2,458	-----	-----	1	416	20	3,108	35	89
3 cows	21		63		27,213		6	2	1,332	4	1,004	1	20	9	1,677	19	78
4 cows	12	81	48	417	21,255	162,990	4	1	2,500	1	730	2	520	6	2,030	11	45
5 to 9 cows	40		242		163,777		29	21	105,611	7	4,883	2	394	21	6,687	40	324
10 to 14 cows	15	14	165	167	112,663	84,760	12	11	84,431	2	6,000	-----	-----	5	1,732	15	195
15 to 19 cows	4		60		34,450		4	3	30,170	1	1,560	-----	-----	-----	-----	4	68
20 cows and over	3	4	220	268	154,565	198,000	3	3	132,600	1	2,880	-----	-----	-----	-----	3	335
NEW HAMPSHIRE																	
Total	10,829	11,314	68,292	71,664	39,774,941	40,679,579	7,082	6,056	30,781,736	648	387,715	1,480	508,743	4,009	912,924	10,572	72,399
None	xxx	xxx	xxx	xxx	xxx	xxx	xxx	xxx	xxx	xxx	xxx	xxx	xxx	xxx	xxx	181	610
1 cow	2,927	4,448	2,927	6,356	1,460,294	3,149,423	719	554	124,420	33	3,923	206	16,623	1,209	111,928	2,700	3,356
2 cows	1,999		3,998		1,822,022		972	713	336,162	73	9,708	374	55,967	1,136	170,406	1,933	4,310
3 cows	902		2,706		1,247,365		635	464	420,945	76	17,994	238	58,331	500	116,288	869	2,927
4 cows	655	4,502	2,620	23,796	1,242,328	12,916,143	526	409	545,285	60	19,022	195	64,243	348	106,588	628	2,736
5 to 9 cows	1,932		13,040		7,173,304		1,822	1,584	5,084,523	202	116,920	339	186,506	566	249,237	1,891	13,328
10 to 14 cows	1,143	1,714	13,224	22,356	7,857,587	13,319,988	1,139	1,085	6,879,653	93	70,925	78	73,120	135	89,906	1,116	13,992
15 to 19 cows	580		9,565		5,863,289		580	565	5,323,367	39	42,303	28	32,743	66	40,600	570	10,112
20 to 29 cows	464	423	10,663	9,692	6,686,280	5,820,492	463	458	6,197,186	40	37,157	11	10,756	29	15,352	457	10,931
30 to 49 cows	185	183	6,622	6,467	4,245,528	3,756,412	184	183	3,867,545	26	28,939	11	10,454	18	12,327	183	7,126
50 to 74 cows	33	32	1,890	1,809	1,362,872	1,098,838	33	32	1,235,917	5	31,065	-----	-----	2	292	33	1,929
75 to 99 cows	4	8	310	660	233,070	390,682	4	4	188,149	1	9,759	-----	-----	-----	-----	4	266
100 cows and over	5	4	727	528	581,202	227,601	5	5	578,584	-----	-----	-----	-----	-----	-----	5	776
Belknap																	
Total	656	623	3,539	3,457	2,005,805	2,039,492	411	305	1,359,414	30	22,404	170	69,474	345	105,784	640	3,685
None	xxx	xxx	xxx	xxx	xxx	xxx	xxx	xxx	xxx	xxx	xxx	xxx	xxx	xxx	xxx	12	19
1 cow	177	216	177	332	85,480	181,062	38	23	5,093	2	38	19	1,845	93	9,721	163	221
2 cows	131		262		117,614		60	37	12,701	1	100	40	7,042	97	17,027	124	276
3 cows	70		210		99,839		56	32	29,270	6	1,826	32	9,372	43	14,278	69	218
4 cows	56	308	224	1,511	90,377	801,595	45	28	22,115	2	304	27	9,374	35	13,572	55	241
5 to 9 cows	113		734		384,255		103	80	225,416	7	2,519	39	26,069	54	32,588	110	720
10 to 14 cows	43	81	498	1,041	302,191	654,283	43	40	248,795	5	2,650	7	7,360	13	9,000	42	489
15 to 19 cows	37		614		376,829		37	36	332,790	2	2,077	4	7,402	7	8,188	37	633
20 to 29 cows	21	13	481	304	292,611	197,960	21	21	275,675	2	1,440	-----	-----	-----	-----	20	490
30 cows and over	8	5	339	269	256,629	204,592	8	8	207,559	3	11,450	2	1,010	3	1,410	8	378
Carroll																	
Total	573	797	2,295	2,926	1,123,415	1,416,373	322	269	585,877	59	15,479	124	35,029	286	69,392	565	2,412
None	xxx	xxx	xxx	xxx	xxx	xxx	xxx	xxx	xxx	xxx	xxx	xxx	xxx	xxx	xxx	6	6
1 cow	168	430	168	642	74,362	300,191	36	31	4,782	2	40	11	548	66	5,304	162	205
2 cows	128		256		106,703		59	46	14,270	7	411	29	3,378	61	12,724	125	291
3 cows	71		213		107,834		46	35	31,532	9	990	22	4,344	44	10,098	70	268
4 cows	54	311	216	1,501	96,180	703,682	40	29	25,239	8	1,191	21	6,281	34	12,141	53	236
5 to 9 cows	101		635		285,571		90	80	164,926	19	3,770	30	10,394	47	17,446	100	618
10 to 14 cows	24	50	281	624	165,016	302,935	24	23	112,579	5	1,256	5	6,610	7	7,705	23	272
15 to 19 cows	17		280		132,024		17	16	106,379	3	441	3	3,000	3	3,050	17	281
20 cows and over	10	6	246	159	157,723	109,565	10	9	126,170	6	7,380	3	474	4	924	9	235
Cheshire																	
Total	970	883	4,879	5,293	2,985,525	3,162,783	565	468	2,054,674	93	53,403	113	35,876	425	76,703	942	5,371
None	xxx	xxx	xxx	xxx	xxx	xxx	xxx	xxx	xxx	xxx	xxx	xxx	xxx	xxx	xxx	19	55
1 cow	330	362	330	539	176,858	279,952	84	59	10,099	7	737	25	2,147	153	14,312	302	384
2 cows	237		474		232,991		115	85	36,858	20	3,192	30	5,234	138	19,882	228	474
3 cows	78		234		102,627		62	46	34,322	12	2,252	18	4,909	43	9,085	77	271
4 cows	43	361	172	1,835	82,490	1,087,296	31	26	28,326	9	1,913	12	3,176	22	5,600	40	175
5 to 9 cows	128		859		513,915		119	101	317,979	22	11,750	22	14,846	53	20,305	123	901
10 to 14 cows	75	111	861	1,419	597,570	930,518	75	75	538,425	10	4,970	2	384	5	725	74	994
15 to 19 cows	29		464		295,911		29	28	236,153	7	12,994	1	150	5	1,344	29	535
20 to 29 cows	30	28	709	647	427,046	456,868	30	29	384,320	3	1,045	2	4,300	4	4,680	30	689
30 to 49 cows	17	16	576	548	388,812	308,844	17	17	341,465	2	1,550	1	730	2	770	17	638
50 cows and over	3	5	200	305	167,325	139,305	3	2	126,727	1	13,000	-----	-----	-----	-----	5	255

TABLE 19.—COWS MILKED AND MILK PRODUCED, 1939 AND 1929; DAIRY PRODUCTS SOLD AND BUTTER CHURNED, 1939; AND COWS KEPT FOR MILK APR. 1, 1940; BY NUMBER OF COWS MILKED, BY COUNTIES—Continued

(For explanation and definitions, see text)

STATE OR COUNTY AND NUMBER OF COWS MILKED	COWS MILKED				MILK PRODUCED (GALLONS)		DAIRY PRODUCTS SOLD, 1939							BUTTER CHURNED ON FARMS, 1939		COWS KEPT MAINLY FOR MILK PRODUCTION, APR. 1, 1940	
	Farms reporting		Number					Whole milk sold		Cream sold		Butter sold					
	1939	1929	1939	1929	1939	1929	Farms reporting	Farms reporting	Gallons	Farms reporting	Pounds of butterfat	Farms reporting	Pounds	Farms reporting	Pounds	Farms reporting	Number
NEW HAMPSHIRE—Continued																	
Coos																	
Total	946	1,082	9,111	11,123	5,270,822	6,315,201	752	650	4,519,686	72	37,159	125	54,799	246	79,400	929	9,590
None	xxx	xxx	xxx	xxx	xxx	xxx	xxx	xxx	xxx	xxx	xxx	xxx	xxx	xxx	xxx	16	85
1 cow	147	184	147	272	70,732	127,848	38	23	5,045	1	2	20	2,326	62	7,309	133	169
2 cows	97		194		98,555		47	27	13,709	3	392	22	5,545	49	10,746	98	249
3 cows	50		150		68,599		36	29	25,732	8	813	12	2,771	27	5,660	48	158
4 cows	42	373	188	2,260	76,946	1,251,825	33	17	23,085	4	1,548	18	7,035	25	9,135	40	180
5 to 9 cows	203		1,424		757,087		192	159	555,678	26	15,415	35	20,176	50	25,531	197	1,397
10 to 14 cows	185	373	2,141	4,971	1,221,748	2,894,138	184	174	1,074,861	11	2,731	15	16,486	25	19,861	180	2,154
15 to 19 cows	101		1,675		1,000,425		101	101	952,501	5	3,660	1	10	5	408	100	1,771
20 to 29 cows	94	87	2,174	1,978	1,327,711	1,161,178	94	93	1,250,275	12	10,762	1	200	2	450	92	2,243
30 cows and over	27	45	1,038	1,642	649,219	880,212	27	27	618,800	2	1,836	1	250	1	300	27	1,184
Grafton																	
Total	1,641	1,750	13,646	14,932	7,587,086	8,154,499	1,183	992	5,920,689	112	93,807	219	95,581	524	151,592	1,601	14,786
None	xxx	xxx	xxx	xxx	xxx	xxx	xxx	xxx	xxx	xxx	xxx	xxx	xxx	xxx	xxx	18	89
1 cow	334	509	334	721	153,616	334,201	74	53	11,036	1	100	27	2,080	125	11,410	303	404
2 cows	249		498		218,106		114	72	28,138	9	1,585	52	6,365	148	21,308	239	528
3 cows	114		342		156,188		80	59	58,153	7	2,491	28	5,443	59	12,032	113	380
4 cows	89	684	356	3,858	177,755	1,984,055	74	58	84,330	6	2,733	24	10,696	45	16,991	87	391
5 to 9 cows	324		2,210		1,182,792		312	253	749,008	45	34,240	58	31,513	96	42,924	320	2,345
10 to 14 cows	228	356	2,662	4,762	1,424,931	2,686,896	227	203	1,151,800	27	36,018	15	16,989	29	19,907	224	2,871
15 to 19 cows	123		2,034		1,220,391		123	116	1,063,139	7	8,782	10	13,759	13	16,150	120	2,240
20 to 29 cows	117	133	2,678	3,069	1,514,023	1,758,982	117	116	1,363,049	4	4,332	4	5,736	8	6,946	115	2,912
30 to 49 cows	52	64	1,897	2,301	1,143,150	1,292,100	51	51	1,027,401	4	2,186	1	3,000	2	3,664	51	2,047
50 cows and over	11	4	635	221	396,134	98,265	11	11	384,635	2	1,340	—	—	1	260	11	579
Hillsborough																	
Total	1,462	1,444	9,006	8,420	5,480,495	4,911,522	922	866	4,673,182	32	9,062	106	23,286	464	69,213	1,422	9,395
None	xxx	xxx	xxx	xxx	xxx	xxx	xxx	xxx	xxx	xxx	xxx	xxx	xxx	xxx	xxx	25	63
1 cow	454	638	454	883	231,238	449,240	117	102	31,888	4	750	20	1,622	178	15,819	420	537
2 cows	272		544		241,075		125	108	63,126	4	324	34	3,162	151	18,518	263	561
3 cows	116		348		159,280		75	67	60,817	5	1,510	14	2,557	53	8,835	108	351
4 cows	63	560	252	2,884	131,774	1,653,966	54	49	88,996	2	300	12	2,606	24	5,651	61	283
5 to 9 cows	245		1,647		976,614		239	230	831,908	12	2,996	21	8,673	43	13,678	237	1,663
10 to 14 cows	148	173	1,752	2,210	1,137,479	1,406,721	148	146	1,071,920	2	800	4	4,616	4	5,580	147	1,868
15 to 19 cows	81		1,340		838,988		81	81	808,687	1	700	—	—	6	630	78	1,326
20 to 29 cows	56	52	1,298	1,191	866,254	699,384	56	56	839,070	—	—	—	—	2	195	56	1,290
30 to 49 cows	19	11	678	375	412,075	211,705	19	19	383,877	2	1,682	1	50	2	275	19	644
50 cows and over	8	10	713	877	505,718	490,506	8	8	492,893	—	—	—	—	1	32	8	809
Merrimack																	
Total	1,497	1,525	8,162	7,745	4,738,334	4,295,108	905	751	3,514,744	78	41,221	253	66,775	652	126,457	1,479	8,833
None	xxx	xxx	xxx	xxx	xxx	xxx	xxx	xxx	xxx	xxx	xxx	xxx	xxx	xxx	xxx	27	102
1 cow	430	673	430	974	210,595	458,506	94	67	14,077	2	460	35	2,458	199	16,916	403	474
2 cows	312		624		280,893		147	101	46,097	12	1,535	65	10,262	183	27,222	304	688
3 cows	151		393		182,078		92	59	48,677	5	660	45	11,136	83	21,591	129	435
4 cows	98	647	392	3,280	165,653	1,647,926	71	55	58,728	10	1,503	33	10,219	61	16,045	95	432
5 to 9 cows	274		1,847		1,022,680		252	225	729,132	19	8,267	54	25,024	90	33,909	271	1,907
10 to 14 cows	124	156	1,419	2,012	825,342	1,174,483	122	117	717,082	15	10,345	15	7,166	18	9,074	124	1,585
15 to 19 cows	55		907		564,175		55	55	530,857	3	2,700	1	50	9	663	54	1,018
20 to 29 cows	47	36	1,070	825	703,646	539,191	46	46	657,361	6	1,647	2	150	4	283	47	1,050
30 to 49 cows	21	7	737	268	440,799	175,365	21	21	410,211	5	4,347	3	310	5	754	20	767
50 cows and over	5	6	343	388	342,673	299,635	5	5	502,542	1	9,759	—	—	—	—	5	375
Rockingham																	
Total	1,478	1,512	8,753	8,465	5,536,375	5,375,585	983	930	4,604,155	54	24,934	99	21,062	356	53,576	1,425	8,869
None	xxx	xxx	xxx	xxx	xxx	xxx	xxx	xxx	xxx	xxx	xxx	xxx	xxx	xxx	xxx	27	105
1 cow	469	748	469	1,023	235,195	553,047	158	123	27,723	8	1,065	17	1,122	158	11,136	422	482
2 cows	266		532		256,146		158	143	78,708	6	612	33	5,451	108	14,768	260	603
3 cows	115		345		164,391		80	74	75,303	8	1,494	19	4,164	47	8,545	108	332
4 cows	95	504	380	2,734	204,574	1,689,651	85	80	130,945	7	1,130	14	4,464	30	8,594	88	373
5 to 9 cows	225		1,521		909,519		214	208	765,491	11	6,124	10	2,855	22	5,499	220	1,541
10 to 14 cows	158	195	1,827	2,488	1,124,434	1,656,873	158	156	1,035,914	8	3,145	5	2,806	7	3,310	150	1,808
15 to 19 cows	69		1,122		758,201		69	67	685,301	3	5,716	1	200	2	325	69	1,132
20 to 29 cows	52	33	1,189	754	898,159	520,595	52	51	848,095	2	1,650	—	—	2	1,599	52	1,191
30 to 49 cows	21	21	747	750	537,256	528,190	21	20	495,905	1	4,000	—	—	—	—	21	772
50 cows and over	8	11	601	716	468,500	427,229	8	8	464,750	—	—	—	—	—	—	8	530
Strafford																	
Total	663	692	3,611	3,710	2,155,081	2,046,851	429	348	1,569,442	37	32,973	108	46,430	253	70,337	659	3,762
None	xxx	xxx	xxx	xxx	xxx	xxx	xxx	xxx	xxx	xxx	xxx	xxx	xxx	xxx	xxx	14	38
1 cow	194	284	194	405	99,658	180,203	51	37	8,073	2	355	17	1,646	73	7,497	190	231
2 cows	131		262		112,455		68	44	22,508	4	522	28	3,340	62	8,944	126	277
3 cows	62		186		94,153		43	26	29,450	3	226	19	6,305	35	9,984	61	207
4 cows	43	295	172	1,515	79,070	815,609	37	29	31,793	2	1,372	14	6,057	24	8,621	40	155
5 to 9 cows	116		771		421,472		113	97	292,819	15	9,419	26	17,692	44	21,974	112	742
10 to 14 cows	62	89	702	1,137	445,092	657,484	62	60	393,722	3	193	4	6,250	9	7,942	62	763
15 to 19 cows	24		405		260,549		24	24	244,118	3	2,890	1	140	3	320	24	428
20 to 29 cows	21	16	485	357	308,640	216,585	21	21	272,860	4	8,185	—	—	1	25	20	461
30 cows and over	10	8	434	296	333,992	176,990	10	10	274,099	3	9,813	1	5,000	2	5,050	10	460

TABLE 19.—COWS MILKED AND MILK PRODUCED, 1939 AND 1929; DAIRY PRODUCTS SOLD AND BUTTER CHURNED, 1939; AND COWS KEPT FOR MILK APR. 1, 1940; BY NUMBER OF COWS MILKED, BY COUNTIES—Continued

(For explanation and definitions, see text)

STATE OR COUNTY AND NUMBER OF COWS MILKED	COWS MILKED				MILK PRODUCED (GALLONS)		DAIRY PRODUCTS SOLD, 1939							BUTTER CHURNED ON FARMS, 1939		COWS KEPT MAINLY FOR MILK PRODUCTION, APR. 1, 1940	
	Farms reporting		Number					Whole milk sold		Cream sold		Butter sold					
	1939	1929	1939	1929	1939	1929	Farms reporting	Farms reporting	Gallons	Farms reporting	Pounds of butterfat	Farms reporting	Pounds	Farms reporting	Pounds	Farms reporting	Number
NEW HAMPSHIRE—Continued																	
Sullivan																	
Total	943	1,026	5,310	5,593	2,892,005	2,982,167	610	477	1,979,893	81	57,273	163	60,431	458	110,470	910	5,696
None	xxx	xxx	xxx	xxx	xxx	xxx	xxx	xxx	xxx	xxx	xxx	xxx	xxx	xxx	xxx	17	48
1 cow	224	404	224	565	122,560	285,173	49	36	6,604	4	378	15	829	124	12,504	202	249
2 cows	176		352		157,884		79	50	20,047	7	1,035	43	6,188	119	19,267	168	363
3 cows	95		285		132,376		65	37	27,889	13	5,732	29	7,330	66	16,200	86	307
4 cows	72	459	288	2,418	137,509	1,300,538	56	38	51,728	10	7,028	20	4,335	48	10,438	89	270
5 to 9 cows	203		1,392		719,419		188	151	452,166	28	22,420	44	29,264	67	35,583	201	1,494
10 to 14 cows	96	130	1,101	1,692	615,784	955,657	96	91	534,555	7	8,819	6	4,453	18	6,802	92	1,188
15 to 19 cows	44		724		435,796		44	41	365,452	5	2,343	6	8,032	13	9,522	42	748
20 to 29 cows	18	21	397	471	237,038	230,604	18	18	220,311	2	918	—	—	3	354	18	434
30 cows and over	15	12	547	447	333,619	190,195	15	15	301,331	5	8,600	—	—	—	—	15	595
NEW JERSEY																	
Total	12,614	14,158	133,242	111,784	101,930,364	81,772,540	6,938	6,594	93,533,316	202	182,477	444	105,767	2,820	361,008	12,409	138,764
None	xxx	xxx	xxx	xxx	xxx	xxx	xxx	xxx	xxx	xxx	xxx	xxx	xxx	xxx	xxx	412	1,464
1 cow	4,244	6,597	4,244	8,616	2,096,270	4,059,894	518	407	100,892	25	2,472	125	9,027	1,320	102,301	3,858	4,823
2 cows	1,845		3,690		1,693,415		492	385	230,682	41	10,916	113	14,992	791	93,985	1,758	3,929
3 cows	593		1,779		816,949		264	213	220,188	20	7,389	62	10,740	253	39,220	561	1,803
4 cows	298	3,603	1,192	20,310	589,266	12,794,892	176	151	282,564	9	2,808	36	9,116	114	21,926	291	1,258
5 to 9 cows	1,008		7,077		4,580,777		881	842	3,814,735	14	7,376	57	27,149	166	49,387	969	7,265
10 to 14 cows	1,317	2,531	15,700	34,030	11,372,315	25,199,038	1,302	1,294	10,669,902	21	34,388	19	10,420	61	17,999	1,294	16,226
15 to 19 cows	1,025		17,097		13,131,388		1,025	1,024	12,574,079	15	17,297	7	2,290	38	5,480	1,003	17,506
20 to 29 cows	1,226	848	28,632	19,611	22,427,605	15,217,706	1,223	1,222	21,637,919	24	29,968	6	1,055	34	4,502	1,214	29,470
30 to 49 cows	785	448	28,392	15,864	22,660,810	12,333,898	784	783	21,919,080	22	37,560	13	14,153	34	18,168	780	29,791
50 to 74 cows	176	76	10,043	4,340	8,445,484	3,358,147	176	176	8,251,787	6	13,987	2	225	3	380	173	10,098
75 to 99 cows	37	19	3,136	1,561	2,840,984	1,400,568	37	37	2,792,039	—	—	1	600	3	1,080	37	3,122
100 to 199 cows	42	24	5,444	3,241	4,892,037	2,905,825	42	42	4,757,842	4	16,256	1	300	1	400	41	5,357
200 cows and over	18	12	6,816	4,211	6,363,064	4,502,572	18	18	6,281,609	1	2,060	2	5,700	2	6,200	18	6,852
Atlantic																	
Total	181	249	293	415	150,438	231,470	32	29	71,356	2	510	3	50	40	3,760	170	257
None	xxx	xxx	xxx	xxx	xxx	xxx	xxx	xxx	xxx	xxx	xxx	xxx	xxx	xxx	xxx	18	26
1 cow	144	229	144	259	60,815	122,355	15	12	2,812	—	—	3	50	32	2,996	123	151
2 cows	24		48		17,312		8	8	4,686	2	510	—	—	7	544	19	39
3 cows	4		12		4,524		1	1	961	—	—	—	—	1	220	2	7
4 cows	5	20	20	156	10,785	109,115	4	4	8,085	—	—	—	—	—	—	5	18
5 cows and over	4		69		57,004		4	4	54,812	—	—	—	—	—	—	3	36
Bergen																	
Total	183	227	2,334	1,934	1,956,408	1,866,356	111	109	1,810,154	8	11,845	6	4,850	50	8,612	175	2,228
None	xxx	xxx	xxx	xxx	xxx	xxx	xxx	xxx	xxx	xxx	xxx	xxx	xxx	xxx	xxx	9	14
1 cow	66	117	66	152	38,375	84,845	8	7	2,293	1	200	1	50	29	1,766	56	61
2 cows	23		46		19,422		11	10	6,771	1	7	2	50	9	750	21	45
3 cows	3		9		2,580		1	1	1,368	—	—	—	—	2	92	3	8
4 cows	4	40	16	220	12,786	165,422	4	4	11,487	—	—	—	—	1	104	4	16
5 to 9 cows	14		97		69,738		14	14	66,002	—	—	—	—	2	200	13	104
10 to 14 cows	14	35	165	484	127,855	509,373	14	14	115,575	—	—	1	2,550	2	2,750	13	153
15 to 19 cows	16		270		270,082		16	16	262,751	1	366	—	—	1	520	14	238
20 to 29 cows	21	23	502	528	405,350	638,161	21	21	383,846	3	2,750	—	—	1	150	20	468
30 to 49 cows	15	7	553	234	485,295	170,860	15	15	459,786	1	1,040	2	2,200	3	2,300	15	567
50 to 74 cows	3	4	179	238	152,500	231,975	3	3	150,370	—	—	—	—	—	—	3	179
75 cows and over	4	1	431	78	372,425	65,700	4	4	349,925	1	7,500	—	—	—	—	4	375
Burlington																	
Total	1,030	1,143	14,555	11,796	10,303,831	7,576,382	649	621	9,652,857	10	10,187	34	6,538	179	21,137	1,042	15,815
None	xxx	xxx	xxx	xxx	xxx	xxx	xxx	xxx	xxx	xxx	xxx	xxx	xxx	xxx	xxx	30	159
1 cow	252	507	252	658	119,859	299,519	32	21	5,586	—	—	12	784	76	6,704	243	296
2 cows	145		290		115,054		38	32	18,742	2	53	9	916	53	5,299	143	332
3 cows	59		177		80,767		32	25	24,416	3	660	6	690	19	2,761	57	193
4 cows	21	184	84	1,029	42,990	543,476	9	8	15,910	—	—	2	238	10	1,141	21	90
5 to 9 cows	53		363		189,300		39	37	138,825	—	—	2	1,385	7	2,130	51	376
10 to 14 cows	88	249	1,062	3,527	744,657	2,364,797	87	86	696,679	1	1,030	2	2,495	3	2,590	87	1,144
15 to 19 cows	107		1,796		1,257,067		107	107	1,198,959	—	—	1	30	3	302	108	1,922
20 to 29 cows	149	123	3,508	2,847	2,578,155	1,981,836	149	149	2,483,159	1	3,000	—	—	4	66	149	3,712
30 to 49 cows	121	65	4,367	2,258	3,179,955	1,578,121	121	121	3,098,107	2	5,344	—	—	4	144	120	4,698
50 to 74 cows	29	9	1,590	508	1,126,340	303,130	29	29	1,106,199	1	100	—	—	—	—	29	1,689
75 to 99 cows	3	1	256	75	209,732	57,000	3	3	209,200	—	—	—	—	—	—	3	364
100 cows and over	3	5	810	894	659,955	648,503	3	3	659,075	—	—	—	—	—	—	3	840
Camden																	
Total	182	242	940	787	583,149	417,563	60	58	467,578	1	40	4	1,070	38	3,522	163	1,030
None	xxx	xxx	xxx	xxx	xxx	xxx	xxx	xxx	xxx	xxx	xxx	xxx	xxx	xxx	xxx	4	4
1 cow	106	196	106	245	46,131	112,893	19	18	3,408	—	—	1	50	19	1,415	86	101
2 cows	30		60		22,700		7	6	2,242	—	—	1	200	10	529	29	62
3 cows	11		33		13,209		2	2	1,325	—	—	—	—	3	310	10	49
4 cows	2	30	8	135	2,309	55,604	1	1	1,976	—	—	—	—	—	—	1	4
5 to 9 cows	13		83		39,421		11	11	28,792	—	—	—	—	3	318	13	95
10 to 14 cows	4	7	49	96	30,522	62,509	4	4	25,427	—	—	1	300	1	300	4	54
15 to 19 cows	5		88		58,902		5	5	52,100	—	—	—	—	1	50	5	90
20 to 29 cows	4	6	98	139	64,140	86,878	4	4	57,500	1	40	1	520	1	600	4	110
30 to 49 cows	3	1	96	35	62,150	27,000	3	3	60,890	—	—	—	—	—	—	3	103
50 cows and over	4	2	319	137	243,685	72,679	4	4	233,920	—	—	—	—	—	—	4	358

TABLE 19.—COWS MILKED AND MILK PRODUCED, 1939 AND 1929; DAIRY PRODUCTS SOLD AND BUTTER CHURNED, 1939; AND COWS KEPT FOR MILK APR. 1, 1940; BY NUMBER OF COWS MILKED, BY COUNTIES—Continued

(For explanation and definitions, see text)

STATE OR COUNTY AND NUMBER OF COWS MILKED	COWS MILKED				MILK PRODUCED (GALLONS)		DAIRY PRODUCTS SOLD, 1939						BUTTER CHURNED ON FARMS, 1939		COWS KEPT MAINLY FOR MILK PRODUCTION, APR. 1, 1940	
	Farms reporting		Number					Whole milk sold		Cream sold		Butter sold				
	1939	1929	1939	1929	1939	1929	Farms reporting	Farms reporting	Gallons	Farms reporting	Pounds of butterfat	Farms reporting	Pounds	Farms reporting	Pounds	Farms reporting	Number
NEW JERSEY—Con.																	
Cape May																	
Total	155	177	546	631	304,620	339,650	85	85	226,207	2	510	6	193	34	1,791	156	608
None	xxx	xxx	xxx	xxx	xxx	xxx	xxx	xxx	xxx	xxx	xxx	xxx	xxx	xxx	xxx	5	7
1 cow	86	125	86	152	37,943	66,270	54	54	4,383	1	50	5	183	27	1,516	84	88
2 cows	27		54		18,877		12	12	4,680	—	—	1	10	4	220	27	54
3 cows	9		27		10,917		8	8	6,022	—	—	—	—	—	—	9	28
4 cows	3	36	12	176	7,350	101,058	3	3	6,163	—	—	—	—	1	25	3	16
5 to 9 cows	13		89		46,890		13	13	44,009	—	—	—	—	1	20	13	101
10 to 14 cows	8	12	74	155	49,951	98,900	6	6	35,643	—	—	—	—	1	10	6	78
15 to 19 cows	2		35		24,400		2	2	21,500	—	—	—	—	—	—	2	33
20 cows and over	7	6	169	148	108,492	73,422	7	7	103,807	1	460	—	—	—	—	7	203
Cumberland																	
Total	937	981	4,304	4,109	3,007,239	2,571,038	433	412	2,575,504	14	4,247	21	1,884	162	13,363	910	4,562
None	xxx	xxx	xxx	xxx	xxx	xxx	xxx	xxx	xxx	xxx	xxx	xxx	xxx	xxx	xxx	38	67
1 cow	528	596	528	727	222,486	318,087	121	108	28,151	3	226	12	931	113	8,226	480	570
2 cows	142		284		99,593		65	61	34,533	4	400	4	98	30	2,751	134	325
3 cows	37		111		44,134		25	21	20,633	4	2,285	2	140	7	995	34	110
4 cows	15	279	52	1,548	25,476	938,315	10	10	21,996	—	—	—	—	2	225	15	57
5 to 9 cows	74		522		361,107		68	68	323,457	—	—	1	25	5	364	72	513
10 to 14 cows	72	82	866	1,000	635,690	697,394	71	71	609,375	1	500	—	—	1	30	68	851
15 to 19 cows	33		539		422,970		33	33	396,308	—	—	—	—	1	5	51	538
20 to 29 cows	25	14	576	352	481,489	232,703	25	25	462,323	—	—	—	—	1	12	25	579
30 to 49 cows	8	6	321	226	261,814	178,607	8	8	239,901	2	1,036	1	90	1	100	8	329
50 to 74 cows	3	3	180	180	161,510	158,709	3	3	160,000	—	—	—	—	—	—	3	292
75 to 99 cows	4	1	327	76	290,970	47,223	4	4	278,847	—	—	1	600	1	655	4	351
Essex																	
Total	72	111	1,254	1,951	1,077,147	1,856,078	34	31	1,008,638	3	11,467	5	4,730	20	6,353	70	1,240
None	xxx	xxx	xxx	xxx	xxx	xxx	xxx	xxx	xxx	xxx	xxx	xxx	xxx	xxx	xxx	—	—
1 cow	34	64	34	84	17,740	42,283	5	4	1,035	—	—	1	20	10	582	33	37
2 cows	8		16		4,759		2	1	750	—	—	1	100	3	156	8	16
3 cows	1		3		1,800		1	1	175	—	—	—	—	1	20	1	3
4 cows	2	10	8	43	4,672	25,909	2	2	3,286	—	—	—	—	1	100	2	8
5 to 9 cows	10		70		46,780		7	6	32,433	—	—	2	910	3	1,745	9	70
10 to 14 cows	2	14	22	204	14,024	155,727	2	2	14,024	—	—	—	—	—	—	2	25
15 to 19 cows	2		33		24,250		2	2	24,250	—	—	—	—	—	—	2	33
20 to 29 cows	3	8	72	197	65,397	154,955	3	3	64,710	1	200	—	—	1	50	3	81
30 to 49 cows	2	5	60	162	68,850	140,465	2	2	68,350	—	—	—	—	—	—	2	65
50 to 74 cows	3	2	173	110	209,875	81,450	3	3	191,625	1	9,207	—	—	—	—	3	185
75 to 99 cows	1	2	90	173	78,000	194,104	1	1	78,000	—	—	—	—	—	—	1	90
100 cows and over	4	6	855	978	541,000	1,041,185	4	4	530,000	1	2,060	1	3,700	1	3,700	4	629
Gloucester																	
Total	810	985	3,431	3,212	2,166,635	1,868,259	205	190	1,618,292	12	6,726	25	10,207	243	26,029	812	3,666
None	xxx	xxx	xxx	xxx	xxx	xxx	xxx	xxx	xxx	xxx	xxx	xxx	xxx	xxx	xxx	34	91
1 cow	444	736	444	910	180,127	340,431	25	21	2,795	—	—	5	245	125	7,103	421	479
2 cows	159		318		116,822		30	25	9,119	2	420	6	575	71	6,272	155	331
3 cows	42		126		48,320		15	13	6,678	1	8	5	1,237	17	2,282	40	120
4 cows	20	159	80	796	32,564	388,040	7	6	10,000	—	—	1	60	4	368	20	85
5 to 9 cows	47		306		163,011		30	27	104,950	—	—	4	3,870	16	4,924	45	304
10 to 14 cows	30	65	360	866	257,846	656,429	30	30	215,433	—	—	1	110	2	150	29	354
15 to 19 cows	21		351		243,560		21	21	227,476	2	700	—	—	3	410	21	374
20 to 29 cows	32	18	740	419	567,492	300,594	32	32	534,896	3	1,000	1	10	2	145	32	784
30 cows and over	15	5	706	221	576,895	182,765	15	15	506,945	4	4,598	2	4,100	3	4,375	15	744
Hudson																	
Total	2	(2)	(2)	(2)	(2)	(2)	2	2	(2)	—	—	—	—	—	—	(2)	(2)
Hunterdon																	
Total	1,825	1,867	17,652	15,568	13,257,246	9,303,110	1,106	1,059	12,179,624	12	10,031	62	12,209	420	49,573	1,792	17,754
None	xxx	xxx	xxx	xxx	xxx	xxx	xxx	xxx	xxx	xxx	xxx	xxx	xxx	xxx	xxx	29	138
1 cow	440	598	440	835	242,296	438,472	29	16	5,603	2	78	13	1,282	173	13,680	411	502
2 cows	265		530		265,391		42	26	19,886	1	500	18	2,844	133	15,061	256	580
3 cows	89		267		131,192		41	31	42,089	—	—	15	2,868	47	7,360	85	254
4 cows	48	789	184	4,767	89,387	3,208,800	26	23	51,428	—	—	5	1,826	17	3,165	45	183
5 to 9 cows	238		1,758		1,252,051		223	218	1,113,034	2	605	9	3,284	26	7,060	230	1,755
10 to 14 cows	326	401	3,870	5,102	2,790,545	3,675,380	324	324	2,675,524	3	2,738	1	50	12	1,059	322	3,974
15 to 19 cows	181		3,019		2,334,337		181	181	2,259,626	1	100	—	—	5	610	177	2,954
20 to 29 cows	156	53	3,606	1,182	2,829,872	870,066	156	156	2,753,602	1	5,330	—	—	3	620	154	3,553
30 to 49 cows	64	16	2,275	545	1,772,853	387,620	64	64	1,721,467	1	340	—	—	3	808	63	2,286
50 to 74 cows	11	7	614	451	513,494	546,877	11	11	503,401	1	340	1	75	1	150	11	589
75 to 99 cows	5	2	436	198	438,548	183,095	5	5	422,214	—	—	—	—	—	—	5	373
100 cows and over	4	1	873	300	617,300	195,000	4	4	611,750	—	—	—	—	—	—	4	613
Mercer																	
Total	678	776	6,852	6,208	5,237,421	4,231,772	325	298	4,707,004	7	8,917	40	13,663	203	31,470	858	7,195
None	xxx	xxx	xxx	xxx	xxx	xxx	xxx	xxx	xxx	xxx	xxx	xxx	xxx	xxx	xxx	14	43
1 cow	253	351	253	472	129,221	212,428	26	18	3,587	—	—	11	1,001	104	8,038	233	294
2 cows	116		232		109,489		23	16	8,574	—	—	9	1,190	53	6,965	111	256
3 cows	34		102		46,141		12	11	9,283	—	—	2	145	10	1,239	33	95
4 cows	9	214	36	1,189	15,905	695,488	5	2	3,700	1	300	3	1,450	5	2,210	9	35
5 to 9 cows	48		317		203,640		44	37	157,400	—	—	9	6,062	15	7,790	46	338
10 to 14 cows	69	157	825	2,055	585,827	1,444,134	67	66	523,655	1	75	3	2,510	6	3,412	68	895
15 to 19 cows	61		1,008		734,114		61	61	679,403	3	6,936	1	30	3	241	57	1,031
20 to 29 cows	47	29	1,064	683	780,888	458,213	46	46	730,110	1	700	1	300	6	600	46	1,106
30 to 49 cows	30	18	1,056	644	870,247	435,348	30	30	857,837	—	—	1	975	1	975	30	1,106
50 to 74 cows	2	1	110	52	73,050	10,500	2	2	72,000	—	—	—	—	—	—	2	64
75 to 99 cows	2	1	171	80	123,180	62,000	2	2	121,200	—	—	—	—	—	—	2	178
100 to 199 cows	4	3	504	378	401,320	316,661	4	4	397,636	1	906	—	—	—	—	4	587
200 cows and over	3	2	1,174	655	1,164,419	597,000	3	3	1,162,619	—	—	—	—	—	—	3	1,167

[2] Where there are less than 3 farms reporting, data are included only in the State totals.

TABLE 19.—COWS MILKED AND MILK PRODUCED, 1939 AND 1929; DAIRY PRODUCTS SOLD AND BUTTER CHURNED, 1939; AND COWS KEPT FOR MILK APR. 1, 1940; BY NUMBER OF COWS MILKED, BY COUNTIES—Continued

(For explanation and definitions, see text)

STATE OR COUNTY AND NUMBER OF COWS MILKED	COWS MILKED				MILK PRODUCED (GALLONS)		DAIRY PRODUCTS SOLD, 1939							BUTTER CHURNED ON FARMS, 1939		COWS KEPT MAINLY FOR MILK PRODUCTION, APR. 1, 1940	
	Farms reporting		Number					Whole milk sold		Cream sold		Butter sold					
	1939	1929	1939	1929	1939	1929	Farms reporting	Farms reporting	Gallons	Farms reporting	Pounds of butterfat	Farms reporting	Pounds	Farms reporting	Pounds	Farms reporting	Number
NEW JERSEY—Con.																	
Middlesex																	
Total	603	678	3,328	4,417	2,577,228	4,279,119	203	184	2,116,026	9	1,866	28	5,423	248	28,007	570	3,330
None	xxx	xxx	xxx	xxx	xxx	xxx	xxx	xxx	xxx	xxx	xxx	xxx	xxx	xxx	xxx	25	33
1 cow	320	472	320	627	190,039	324,111	32	25	4,545	3	474	11	776	129	11,090	281	316
2 cows	139		278		173,581		46	41	29,789	2	67	8	705	81	8,754	128	274
3 cows	30		90		49,568		18	14	16,535	2	1,050	3	261	17	1,746	28	89
4 cows	18	135	72	672	39,436	429,298	11	9	18,371	1	240	2	256	9	1,747	17	75
5 to 9 cows	29		206		147,495		29	28	126,068	1	35	1	25	8	545	27	187
10 to 14 cows	21	40	245	526	183,645	426,191	21	21	168,892	———	———	———	———	1	50	20	243
15 to 19 cows	9		153		115,505		9	9	107,080	———	———	———	———	———	———	8	154
20 to 29 cows	25	16	602	375	471,409	333,907	25	25	456,346	———	———	———	———	1	25	24	686
30 to 49 cows	4	9	141	339	132,310	396,348	4	4	121,250	———	———	1	3,400	1	3,650	4	144
50 to 74 cows	2	2	110	110	81,060	114,000	2	2	80,000	———	———	———	———	———	———	2	115
75 to 99 cows	1	1	86	80	87,600	100,000	1	1	85,000	———	———	———	———	1	400	1	88
100 cows and over	5	3	1,025	1,888	905,580	2,155,264	5	5	902,150	———	———	———	———	———	———	5	966
Monmouth																	
Total	1,094	1,312	6,011	5,694	4,094,670	3,579,041	451	401	3,240,937	35	25,775	29	5,594	273	36,754	1,076	6,149
None	xxx	xxx	xxx	xxx	xxx	xxx	xxx	xxx	xxx	xxx	xxx	xxx	xxx	xxx	xxx	59	141
1 cow	486	859	486	1,112	260,941	507,795	59	43	15,725	5	466	13	709	124	9,925	442	522
2 cows	242		484		247,903		87	70	50,830	12	3,085	9	1,340	85	9,978	223	492
3 cows	68		204		100,562		31	26	31,393	3	1,700	3	780	31	6,287	65	225
4 cows	29	264	116	1,363	58,951	780,988	20	16	32,654	3	872	1	50	11	1,523	27	103
5 to 9 cows	57		384		251,528		47	44	185,708	3	2,040	2	215	8	3,025	51	358
10 to 14 cows	69	145	804	1,948	564,451	1,475,097	65	62	476,060	4	11,012	———	———	6	1,271	69	868
15 to 19 cows	54		910		698,628		54	53	668,738	1	1,800	———	———	1	25	52	891
20 to 29 cows	56	33	1,258	739	908,220	506,451	55	55	854,805	2	1,800	———	———	3	750	55	1,271
30 to 49 cows	27	10	934	352	678,938	241,710	27	26	604,603	2	3,000	1	2,500	4	3,970	27	883
50 cows and over	6	1	431	180	324,348	67,000	6	6	320,421	———	———	———	———	———	———	6	395
Morris																	
Total	633	796	7,806	6,532	5,530,663	4,788,186	364	340	5,014,453	26	44,459	47	10,145	188	28,523	629	8,052
None	xxx	xxx	xxx	xxx	xxx	xxx	xxx	xxx	xxx	xxx	xxx	xxx	xxx	xxx	xxx	35	110
1 cow	180	354	180	502	87,849	253,344	28	21	6,164	3	467	8	799	66	5,261	157	188
2 cows	115		230		103,478		34	25	13,542	3	802	11	1,294	49	6,052	110	253
3 cows	36		108		51,544		17	13	9,816	1	4	7	1,255	22	3,428	33	105
4 cows	21	233	84	1,185	41,712	667,966	15	13	11,744	2	1,096	8	1,797	13	3,076	21	93
5 to 9 cows	52		353		182,596		44	43	144,864	2	186	5	1,712	18	3,685	48	338
10 to 14 cows	69	112	826	1,452	553,170	1,058,565	68	67	508,089	2	9,092	4	1,195	7	3,333	68	837
15 to 19 cows	37		614		414,543		37	37	396,758	1	374	1	1,500	4	1,571	37	655
20 to 29 cows	57	51	1,341	1,179	981,414	941,544	56	56	899,878	2	808	———	———	3	744	56	1,320
30 to 49 cows	41	38	1,515	1,349	1,141,414	1,046,963	40	40	1,076,125	8	23,330	1	143	4	773	40	1,529
50 to 74 cows	16	3	945	150	749,545	109,630	16	16	728,503	1	1,350	1	150	1	200	15	963
75 to 99 cows	2	1	155	81	130,666	47,674	2	2	130,000	———	———	———	———	———	———	2	155
100 to 199 cows	4	3	517	374	412,199	362,500	4	4	392,357	1	6,950	1	300	1	400	4	574
200 cows and over	3	1	938	260	730,533	300,000	3	3	696,613	———	———	———	———	———	———	3	932
Ocean																	
Total	164	237	986	1,015	661,212	589,525	60	58	556,357	5	1,123	3	311	54	5,011	155	961
None	xxx	xxx	xxx	xxx	xxx	xxx	xxx	xxx	xxx	xxx	xxx	xxx	xxx	xxx	xxx	11	18
1 cow	78	166	78	208	35,810	95,863	5	4	591	2	127	———	———	22	1,118	62	77
2 cows	32		64		25,812		6	5	1,710	———	———	1	156	20	2,615	31	62
3 cows	11		33		19,955		6	6	8,500	———	———	———	———	6	793	10	34
4 cows	4	39	16	197	14,479	111,247	4	4	11,194	———	———	———	———	1	15	3	10
5 to 9 cows	8		49		27,210		8	8	22,750	———	———	———	———	3	250	8	51
10 to 14 cows	8	20	94	273	63,535	163,975	8	8	56,775	———	———	———	———	———	———	7	86
15 to 19 cows	6		108		77,325		6	6	76,725	———	———	———	———	———	———	6	110
20 to 29 cows	10	9	250	217	175,086	135,790	10	10	166,440	1	91	———	———	———	———	10	282
30 cows and over	7	3	274	120	222,000	82,650	7	7	211,672	2	905	2	155	2	220	7	251
Passaic																	
Total	125	166	1,900	2,048	1,655,788	1,706,844	79	76	1,546,912	7	4,614	9	2,067	20	3,911	120	1,919
None	xxx	xxx	xxx	xxx	xxx	xxx	xxx	xxx	xxx	xxx	xxx	xxx	xxx	xxx	xxx	2	2
1 cow	38	82	38	116	22,247	65,667	3	3	720	———	———	1	300	5	590	36	43
2 cows	10		20		10,547		2	2	1,735	———	———	———	———	3	525	9	18
3 cows	4		12		6,882		2	2	2,000	———	———	———	———	2	177	3	9
4 cows	5	27	20	132	11,410	77,986	5	4	6,995	———	———	2	325	2	325	5	20
5 to 9 cows	11		80		58,174		10	8	49,807	1	100	2	402	3	944	10	82
10 to 14 cows	11	21	124	303	103,766	280,590	11	11	94,686	2	249	1	50	1	100	10	109
15 to 19 cows	17		280		253,701		17	17	243,305	2	225	2	600	2	750	17	301
20 to 29 cows	13	21	312	502	248,670	481,127	13	13	234,152	1	3,000	———	———	———	———	12	290
30 to 49 cows	8	9	292	361	260,870	260,525	8	8	250,130	———	———	1	390	2	500	8	287
50 cows and over	8	6	712	632	679,721	540,949	8	8	663,382	1	1,040	———	———	———	———	8	758
Salem																	
Total	1,042	1,163	11,135	9,551	8,304,741	6,848,448	651	610	7,713,060	11	9,153	26	3,115	186	19,245	1,030	11,296
None	xxx	xxx	xxx	xxx	xxx	xxx	xxx	xxx	xxx	xxx	xxx	xxx	xxx	xxx	xxx	23	157
1 cow	256	401	256	530	114,779	230,924	18	12	3,638	———	———	7	365	75	5,965	234	285
2 cows	131		262		104,238		29	20	8,902	5	2,620	9	1,635	56	7,380	128	286
3 cows	52		156		55,644		15	12	11,350	1	282	4	438	21	2,226	49	151
4 cows	30	348	120	2,064	40,701	1,310,562	14	13	21,852	———	———	2	90	8	795	30	129
5 to 9 cows	99		685		423,522		81	79	353,559	———	———	3	574	12	2,415	98	731
10 to 14 cows	155	312	1,862	4,198	1,298,796	3,054,678	155	155	1,243,387	1	1,000	1	13	5	182	155	1,932
15 to 19 cows	155		2,205		1,719,944		135	135	1,646,209	2	5,115	———	———	8	272	133	2,257
20 to 29 cows	119	71	2,698	1,578	2,180,235	1,284,727	119	119	2,107,168	2	136	———	———	1	10	118	2,663
30 to 49 cows	46	29	1,848	1,051	1,242,619	847,307	46	46	1,209,561	———	———	———	———	———	———	46	1,655
50 to 74 cows	15	1	814	50	739,328	27,000	15	15	725,854	———	———	———	———	———	———	14	757
75 cows and over	4	1	429	80	384,935	91,250	4	4	381,600	———	———	———	———	———	———	4	293

TABLE 19.—COWS MILKED AND MILK PRODUCED, 1939 AND 1929; DAIRY PRODUCTS SOLD AND BUTTER CHURNED, 1939; AND COWS KEPT FOR MILK APR. 1, 1940; BY NUMBER OF COWS MILKED, BY COUNTIES—Continued

(For explanation and definitions, see text)

STATE OR COUNTY AND NUMBER OF COWS MILKED	COWS MILKED				MILK PRODUCED (GALLONS)		DAIRY PRODUCTS SOLD, 1939							BUTTER CHURNED ON FARMS, 1939		COWS KEPT MAINLY FOR MILK PRODUCTION, APR. 1, 1940	
	Farms reporting		Number					Whole milk sold		Cream sold		Butter sold					
	1939	1929	1939	1929	1939	1929	Farms reporting	Farms reporting	Gallons	Farms reporting	Pounds of butterfat	Farms reporting	Pounds	Farms reporting	Pounds	Farms reporting	Number
NEW JERSEY—Con.																	
Somerset																	
Total	761	874	6,867	6,133	5,093,020	4,568,951	408	388	4,429,545	12	15,009	27	7,210	182	29,330	737	7,076
None	xxx	xxx	xxx	xxx	xxx	xxx	xxx	xxx	xxx	xxx	xxx	xxx	xxx	xxx	xxx	30	134
1 cow	218	330	218	433	114,995	236,359	17	14	3,227	1	24	2	90	70	5,656	187	226
2 cows	97		194		95,864		13	6	4,076	1	20	6	1,038	52	9,577	88	199
3 cows	47		141		66,059		15	12	9,146	------	----------	4	1,100	22	4,580	44	135
4 cows	24	329	98	1,925	51,063	1,292,727	7	6	8,250	------	----------	2	850	10	2,404	23	99
5 to 9 cows	100		707		448,329		84	79	344,547	2	2,360	7	2,915	15	5,007	95	711
10 to 14 cows	115	168	1,331	2,215	977,582	1,725,933	112	111	897,865	4	4,462	4	1,167	8	1,772	111	1,317
15 to 19 cows	72		1,218		928,712		72	72	858,623	2	1,681	1	50	3	106	71	1,222
20 to 29 cows	47	35	1,081	787	854,684	628,028	47	47	804,723	1	6,373	------	----------	------	----------	47	1,119
30 to 49 cows	33	7	1,222	256	965,575	212,580	33	33	911,587	1	89	1	200	2	228	33	1,288
50 cows and over	8	5	661	517	590,157	473,324	8	8	587,495	------	----------	------	----------	------	----------	8	626
Sussex																	
Total	1,012	1,005	24,700	19,028	20,208,967	15,320,984	839	815	19,562,452	11	5,840	37	9,394	106	21,798	1,008	25,899
None	xxx	xxx	xxx	xxx	xxx	xxx	xxx	xxx	xxx	xxx	xxx	xxx	xxx	xxx	xxx	10	98
1 cow	115	145	115	219	64,459	113,387	18	13	3,357	2	95	7	356	39	3,737	108	153
2 cows	57		114		61,223		14	8	3,623	1	25	8	1,251	23	4,091	57	132
3 cows	31		93		41,671		10	5	3,483	4	1,200	5	622	15	2,759	31	104
4 cows	18	118	72	602	33,490	379,218	12	9	10,747	1	40	5	1,310	9	2,602	18	75
5 to 9 cows	30		198		130,728		24	20	76,672	1	50	8	5,550	11	7,446	30	244
10 to 14 cows	55	285	672	4,237	483,519	3,404,830	55	55	468,638	1	430	------	----------	------	----------	55	755
15 to 19 cows	96		1,636		1,235,641		96	96	1,199,814	------	----------	1	80	3	618	94	1,732
20 to 29 cows	263	249	6,342	5,826	5,038,485	4,735,046	263	262	4,928,076	1	4,000	3	225	4	505	261	6,668
30 to 49 cows	276	176	10,067	6,186	8,361,623	5,134,651	276	276	8,194,285	------	----------	------	----------	2	40	274	10,551
50 to 74 cows	52	29	3,031	1,638	2,709,761	1,358,802	52	52	2,674,365	------	----------	------	----------	------	----------	51	2,930
75 to 99 cows	8	2	664	180	596,548	104,500	8	8	592,473	------	----------	------	----------	------	----------	8	632
100 cows and over	11	1	1,696	140	1,451,819	90,750	11	11	1,406,899	------	----------	------	----------	------	----------	11	1,825
Union																	
Total	67	114	2,833	1,775	3,013,703	1,780,408	40	39	2,945,206	3	500	4	2,160	12	3,972	68	3,136
None	xxx	xxx	xxx	xxx	xxx	xxx	xxx	xxx	xxx	xxx	xxx	xxx	xxx	xxx	xxx	6	7
1 cow	19	50	19	67	7,819	33,840	1	-----	----------	------	----------	1	60	2	240	15	16
2 cows	10		20		8,249		1	1	25	------	----------	1	50	5	982	10	19
3 cows	3		9		7,805		3	3	5,769	1	200	1	50	1	50	3	10
4 cows	2	28	8	156	4,950	104,232	2	2	3,020	------	----------	------	----------	------	----------	2	8
5 to 9 cows	3		18		16,830		3	3	13,400	------	----------	------	----------	------	----------	2	13
10 to 14 cows	6	14	69	183	53,539	164,411	6	6	51,589	------	----------	------	----------	------	----------	6	71
15 to 19 cows	2		35		34,137		2	2	33,639	------	----------	------	----------	------	----------	2	36
20 to 29 cows	8	5	171	125	171,089	118,000	8	8	163,178	2	300	------	----------	2	175	8	194
30 to 49 cows	6	9	229	351	257,452	386,425	6	6	231,453	------	----------	------	----------	------	----------	6	501
50 to 74 cows	3	3	185	168	160,353	113,200	3	3	159,353	------	----------	------	----------	------	----------	3	191
75 to 99 cows	2	1	155	80	159,980	74,000	2	2	157,780	------	----------	------	----------	1	25	2	155
100 cows and over	3	4	1,915	645	2,151,500	786,300	3	3	2,126,000	------	----------	1	2,000	1	2,500	3	1,915
Warren																	
Total	1,062	1,042	15,523	11,083	12,724,848	7,991,726	821	789	12,069,864	12	9,660	30	4,954	162	18,847	1,066	16,561
None	xxx	xxx	xxx	xxx	xxx	xxx	xxx	xxx	xxx	xxx	xxx	xxx	xxx	xxx	xxx	30	215
1 cow	185	207	185	289	102,341	151,391	23	13	3,274	2	265	11	976	80	6,693	166	238
2 cows	78		146		73,301		22	10	6,467	5	2,407	9	1,540	44	5,464	71	154
3 cows	22		66		33,875		9	6	9,244	------	----------	5	1,154	9	1,895	21	74
4 cows	22	324	88	2,059	48,850	1,477,056	15	12	23,720	1	260	3	1,064	10	2,101	22	134
5 to 9 cows	109		795		531,793		100	97	477,824	2	2,000	2	220	10	1,519	109	885
10 to 14 cows	195	391	2,356	5,195	1,856,095	3,771,200	194	193	1,775,578	1	4,000	-----	----------	5	1,010	192	2,476
15 to 19 cows	169		2,791		2,283,370		169	169	2,220,815	------	----------	------	----------	------	----------	168	2,935
20 to 29 cows	184	79	4,252	1,819	3,577,598	1,270,818	184	184	3,458,760	------	----------	------	----------	1	50	183	4,450
30 to 49 cows	80	34	2,857	1,202	2,398,164	855,565	80	80	2,334,483	1	728	------	----------	2	85	80	3,052
50 to 74 cows	15	5	829	279	727,320	189,696	15	15	706,365	------	----------	------	----------	1	30	15	934
75 to 99 cows	5	------	449	------	404,580	----------	5	5	398,000	------	----------	------	----------	------	----------	5	430
100 to 199 cows	5	2	711	260	687,561	276,000	5	5	655,334	------	----------	------	----------	------	----------	4	584

TABLE 19.—COWS MILKED AND MILK PRODUCED, 1939 AND 1929; DAIRY PRODUCTS SOLD AND BUTTER CHURNED, 1939; AND COWS KEPT FOR MILK APR. 1, 1940; BY NUMBER OF COWS MILKED, BY COUNTIES—Continued

(For explanation and definitions, see text)

STATE OR COUNTY AND NUMBER OF COWS MILKED	COWS MILKED				MILK PRODUCED (GALLONS)		DAIRY PRODUCTS SOLD, 1939						BUTTER CHURNED ON FARMS, 1939		COWS KEPT MAINLY FOR MILK PRODUCTION, APR. 1, 1940	
	Farms reporting		Number					Whole milk sold		Cream sold		Butter sold				
	1939	1929	1939	1929	1939	1929	Farms reporting	Farms reporting	Gallons	Farms reporting	Pounds of butterfat	Farms reporting	Pounds	Farms reporting	Pounds	Farms reporting	Number
NEW MEXICO																	
Total	18,196	15,824	62,549	62,510	29,372,077	24,490,921	6,367	1,531	6,535,452	4,437	3,418,601	1,135	205,480	11,742	1,445,468	18,439	72,397
None	xxx	xxx	xxx	xxx	xxx	xxx	xxx	xxx	xxx	xxx	xxx	xxx	xxx	xxx	xxx	1,275	3,092
1 cow	7,319	8,797	7,319	12,163	3,157,193	4,509,875	571	265	45,099	121	15,141	251	20,575	3,444	303,667	6,735	9,371
2 cows	4,131		8,262		3,224,245		858	271	88,957	389	75,689	330	34,269	2,847	336,921	3,909	9,584
3 cows	1,718		5,154		2,057,595		723	147	82,261	476	154,416	176	31,788	1,330	190,052	1,639	5,911
4 cows	1,167	5,600	4,668	27,621	1,865,128	10,034,484	729	113	102,476	577	231,787	109	18,756	965	130,351	1,124	5,197
5 to 9 cows	2,665		17,131		7,652,136		2,297	356	651,752	1,963	1,480,423	191	53,053	2,244	517,708	2,591	18,723
10 to 14 cows	767	1,181	8,668	14,773	4,133,325	5,755,275	762	156	638,898	640	851,555	48	29,163	645	109,207	746	8,687
15 to 19 cows	218		3,535		1,898,226		217	68	548,746	169	355,199	12	4,064	167	26,067	212	3,489
20 to 29 cows	116	159	2,625	3,558	1,499,136	1,490,112	115	68	850,570	62	159,551	7	1,371	88	10,635	115	2,727
30 to 49 cows	59	61	2,056	2,199	1,379,854	1,158,783	59	51	1,065,059	26	68,360	8	2,081	26	8,458	57	2,176
50 to 74 cows	21	14	1,211	809	999,502	525,535	21	19	791,787	11	57,045	2	8,000	7	14,004	21	1,402
75 to 99 cows	8	5	670	456	574,147	303,609	8	8	532,757	3	9,455	1	400	1	400	8	715
100 to 199 cows	4	6	595	721	447,980	488,250	4	4	434,520	———	———	———	———	———	———	4	633
200 cows and over	3	1	655	210	505,632	225,000	3	3	502,550	———	———	———	———	———	———	3	690
Bernalillo																	
Total	497	376	2,314	2,158	1,659,697	1,111,572	120	99	1,306,265	23	37,328	20	4,897	102	14,770	447	2,510
None	xxx	xxx	xxx	xxx	xxx	xxx	xxx	xxx	xxx	xxx	xxx	xxx	xxx	xxx	xxx	52	109
1 cow	323	278	323	336	130,176	93,645	30	28	6,808	1	208	7	342	51	4,641	248	278
2 cows	83		166		65,685		14	9	4,276	3	573	6	879	27	3,894	66	142
3 cows	23		69		29,329		13	7	1,680	5	1,785	3	187	10	1,332	14	48
4 cows	4	48	16	225	7,370	82,458	3	2	950	1	244	1	109	4	362	4	11
5 to 9 cows	17		106		81,258		13	7	35,019	7	1,288	2	380	7	1,187	16	128
10 to 14 cows	9	18	102	241	69,431	119,412	9	8	58,835	1	1,050	———	———	1	104	9	114
15 to 19 cows	10		167		108,971		10	10	99,414	———	———	———	———	———	———	10	189
20 to 29 cows	9	12	212	271	143,972	141,002	9	9	136,580	1	380	———	———	1	150	9	215
30 to 49 cows	10	14	370	606	284,005	354,830	10	10	275,703	2	11,040	———	———	———	———	10	441
50 to 74 cows	5	3	288	171	262,200	110,375	5	5	212,350	2	20,760	1	3,000	1	3,100	5	389
75 cows and over	4	3	495	308	481,300	209,850	4	4	474,850	———	———	———	———	———	———	4	446
Catron																	
Total	507	249	1,082	726	349,562	160,429	96	24	12,955	28	6,584	70	6,945	471	50,023	480	1,259
None	xxx	xxx	xxx	xxx	xxx	xxx	xxx	xxx	xxx	xxx	xxx	xxx	xxx	xxx	xxx	15	25
1 cow	188	146	188	220	62,173	57,292	12	2	1,020	1	50	10	560	189	9,613	165	232
2 cows	198		396		130,986		32	11	4,145	2	152	28	1,586	189	20,559	185	419
3 cows	60		180		53,268		14	1	400	2	250	12	1,536	55	7,904	54	178
4 cows	31	100	124	458	35,875	82,987	14	4	1,725	8	1,473	8	1,183	29	5,500	31	141
5 to 9 cows	27		164		56,100		21	4	5,050	12	3,929	11	1,980	26	5,997	27	214
10 to 14 cows	3	2	30	28	11,160	12,150	3	2	615	3	730	1	100	3	450	3	50
15 to 19 cows	———		———		———		———	———	———	———	———	———	———	———	———	———	———
20 to 29 cows	———	1	———	20	———	8,000	———	———	———	———	———	———	———	———	———	———	———
Chaves																	
Total	761	683	2,929	2,791	1,583,561	1,279,651	286	55	555,762	168	96,236	82	18,378	607	105,067	766	3,384
None	xxx	xxx	xxx	xxx	xxx	xxx	xxx	xxx	xxx	xxx	xxx	xxx	xxx	xxx	xxx	47	125
1 cow	276	395	276	572	161,278	284,325	34	6	1,048	10	791	20	1,995	216	23,876	251	386
2 cows	191		382		193,887		58	15	5,197	34	8,021	22	2,267	159	24,875	184	450
3 cows	104		312		144,177		45	6	2,280	27	9,828	16	5,088	84	18,998	102	311
4 cows	60	231	240	1,080	115,987	462,272	29	3	965	20	8,683	9	3,418	53	12,876	56	252
5 to 9 cows	97		607		266,634		68	12	23,804	54	34,383	12	3,393	75	18,953	93	614
10 to 14 cows	16	40	175	500	93,984	201,034	15	1	1,300	13	13,328	3	2,217	13	4,931	16	197
15 to 19 cows	4		64		30,375		4	3	12,491	2	4,604	———	———	———	———	4	63
20 to 29 cows	5	10	105	223	55,735	117,035	5	2	30,250	5	9,180	———	———	4	170	5	125
30 to 49 cows	3	4	90	151	63,550	72,550	3	2	28,750	2	7,265	———	———	3	588	3	66
50 to 74 cows	1	1	50	65	36,500	64,035	1	1	36,000	———	———	———	———	———	———	1	75
75 to 99 cows	1	———	75	———	52,847	———	1	1	51,457	1	155	———	———	———	———	1	50
100 cows and over	3	2	553	200	368,627	78,400	3	3	362,220	———	———	———	———	———	———	3	670
Colfax																	
Total	516	530	2,525	3,158	1,221,150	1,282,320	287	32	210,628	255	191,406	36	8,452	396	47,674	507	2,992
None	xxx	xxx	xxx	xxx	xxx	xxx	xxx	xxx	xxx	xxx	xxx	xxx	xxx	xxx	xxx	18	70
1 cow	103	211	103	308	49,571	116,619	18	5	1,566	9	885	6	479	64	5,020	88	184
2 cows	110		220		86,156		29	2	200	26	3,897	4	244	81	7,450	105	274
3 cows	54		162		65,852		24	2	300	20	4,785	5	711	42	5,049	54	198
4 cows	51	221	204	1,164	98,215	474,296	36	3	1,600	33	16,922	4	724	40	4,469	48	205
5 to 9 cows	140		909		410,022		123	9	4,687	113	93,742	12	4,394	121	17,409	138	1,056
10 to 14 cows	43	75	497	957	222,294	381,155	42	4	8,200	41	52,541	2	1,590	36	6,875	41	518
15 to 19 cows	5		80		31,440		5	1	2,100	5	4,827	———	———	5	484	5	79
20 to 29 cows	6	13	133	291	58,500	110,695	6	2	16,000	5	6,917	2	270	6	818	6	172
30 cows and over	4	10	217	438	199,100	199,555	4	4	175,975	3	6,890	1	40	1	120	4	238
Curry																	
Total	1,043	1,084	6,472	4,972	3,425,713	2,323,899	865	148	436,337	775	691,886	45	14,681	913	120,461	1,057	7,421
None	xxx	xxx	xxx	xxx	xxx	xxx	xxx	xxx	xxx	xxx	xxx	xxx	xxx	xxx	xxx	38	175
1 cow	100	359	100	558	52,536	248,024	20	4	2,045	15	1,500	4	254	80	7,772	93	199
2 cows	104		208		98,463		50	7	5,890	42	8,676	3	286	84	8,877	102	271
3 cows	104		312		152,575		84	14	10,871	75	24,294	8	611	89	9,684	100	427
4 cows	119	635	476	3,248	234,125	1,427,080	106	11	7,245	99	48,431	6	797	107	12,742	116	581
5 to 9 cows	440		2,924		1,504,702		429	62	111,326	394	359,576	17	5,442	395	51,570	434	3,332
10 to 14 cows	125	86	1,395	1,052	759,877	558,620	123	29	86,296	110	155,316	5	6,828	115	22,071	121	1,424
15 to 19 cows	58		619		395,865		38	11	87,094	31	68,066	1	100	33	4,450	38	599
20 to 29 cows	8	1	179	22	89,550	14,000	8	4	19,733	7	19,052	———	———	8	1,001	8	126
30 cows and over	7	3	259	92	138,220	76,175	7	6	105,837	4	6,975	1	365	4	2,294	7	289

TABLE 19.—COWS MILKED AND MILK PRODUCED, 1939 AND 1929; DAIRY PRODUCTS SOLD AND BUTTER CHURNED, 1939; AND COWS KEPT FOR MILK APR. 1, 1940; BY NUMBER OF COWS MILKED, BY COUNTIES—Continued

(For explanation and definitions, see text)

STATE OR COUNTY AND NUMBER OF COWS MILKED	COWS MILKED				MILK PRODUCED (GALLONS)		DAIRY PRODUCTS SOLD, 1939							BUTTER CHURNED ON FARMS, 1939		COWS KEPT MAINLY FOR MILK PRODUCTION, APR. 1, 1940	
	Farms reporting		Number					Whole milk sold		Cream sold		Butter sold					
	1939	1929	1939	1929	1939	1929	Farms reporting	Farms reporting	Gallons	Farms reporting	Pounds of butterfat	Farms reporting	Pounds	Farms reporting	Pounds	Farms reporting	Number
NEW MEXICO—Con.																	
De Baca																	
Total	265	212	939	985	409,180	396,976	112	12	13,454	101	68,117	7	976	219	23,865	273	1,085
None	xxx	xxx	xxx	xxx	xxx	xxx	xxx	xxx	xxx	xxx	xxx	xxx	xxx	xxx	xxx	15	37
1 cow	75	94	75	139	35,876	77,464	8	1	75	3	498	4	218	57	4,601	69	107
2 cows	68		136		58,386		18	1	100	16	3,620	1	208	53	5,814	68	168
3 cows	37		111		48,844		15	1	210	15	9,255	———	———	32	3,729	36	138
4 cows	24	94	96	453	42,056	157,878	16	4	2,904	14	5,432	1	150	22	2,425	24	107
5 to 9 cows	41		258		103,513		35	4	4,390	33	22,098	1	400	38	4,440	41	284
10 to 14 cows	13	24	140	393	53,745	161,634	13	———	———	13	10,894	———	———	12	1,728	13	126
15 cows and over	7		123		66,780		7	1	5,775	7	16,320	———	———	5	1,128	7	118
Dona Ana																	
Total	1,021	1,193	2,281	2,910	1,557,046	1,979,685	212	124	662,864	25	6,572	119	13,568	777	111,880	1,046	2,611
None	xxx	xxx	xxx	xxx	xxx	xxx	xxx	xxx	xxx	xxx	xxx	xxx	xxx	xxx	xxx	48	54
1 cow	700	1,041	700	1,206	476,332	705,192	77	25	4,554	8	581	62	5,417	540	62,856	682	815
2 cows	199		398		232,752		43	28	7,331	6	636	34	3,800	183	31,572	196	433
3 cows	38		114		62,507		22	11	12,275	2	730	11	2,217	30	6,741	38	132
4 cows	13	97	52	470	30,200	318,602	7	3	3,665	2	863	2	390	11	3,060	13	49
5 to 9 cows	35		231		118,061		28	24	75,845	5	2,262	8	1,560	20	4,226	34	261
10 to 14 cows	13	35	156	461	120,745	300,913	12	12	99,807	———	———	2	184	6	2,478	12	158
15 to 19 cows	7		105		78,912		7	7	72,770	———	———	———	———	5	634	7	128
20 to 29 cows	9	11	214	248	163,712	225,018	9	9	142,067	———	———	———	———	———	———	9	208
30 cows and over	7	9	311	525	273,825	435,958	7	7	244,750	2	1,500	———	———	2	313	7	373
Eddy																	
Total	517	620	1,699	1,605	948,082	768,228	182	53	374,538	50	25,311	115	23,580	418	89,617	510	2,065
None	xxx	xxx	xxx	xxx	xxx	xxx	xxx	xxx	xxx	xxx	xxx	xxx	xxx	xxx	xxx	18	31
1 cow	191	461	191	609	109,306	342,234	23	4	1,358	1	35	21	1,746	139	20,738	169	227
2 cows	170		340		187,097		65	14	3,916	12	5,016	49	7,854	149	31,491	168	415
3 cows	75		225		102,998		32	10	3,587	10	4,095	25	7,102	64	19,851	75	321
4 cows	24	136	96	618	47,075	266,628	12	1	100	8	2,990	5	1,417	21	5,006	24	128
5 to 9 cows	32		184		85,727		25	6	11,336	13	7,354	8	3,761	30	8,379	31	202
10 to 14 cows	10	16	113	185	49,655	71,266	10	5	18,507	4	2,398	5	1,150	8	2,756	10	124
15 to 19 cows	6		95		50,530		6	4	30,512	2	3,425	2	550	6	1,312	6	96
20 to 29 cows	4	6	91	135	53,550	68,100	4	4	52,385	———	———	———	———	1	104	4	105
30 to 49 cows	2	———	77	———	47,815	———	2	2	47,173	———	———	———	———	———	———	2	116
50 cows and over	3	1	287	58	214,329	20,000	3	3	205,664	———	———	———	———	———	———	3	302
Grant																	
Total	437	224	1,001	1,125	626,466	585,714	64	34	203,172	8	1,769	37	2,255	360	34,907	434	1,108
None	xxx	xxx	xxx	xxx	xxx	xxx	xxx	xxx	xxx	xxx	xxx	xxx	xxx	xxx	xxx	9	19
1 cow	233	150	233	219	141,600	70,979	8	4	455	3	197	3	148	186	10,874	225	258
2 cows	122		244		146,851		16	11	6,054	1	72	8	413	105	13,113	119	251
3 cows	44		132		74,940		18	7	4,848	1	100	14	659	40	5,389	44	136
4 cows	23	74	92	906	50,910	514,735	12	6	13,015	1	300	6	380	18	2,737	23	85
5 cows and over	15		300		212,185		10	6	178,800	2	1,100	6	655	11	2,794	14	359
Guadalupe																	
Total	258	282	646	762	239,267	167,019	59	30	70,547	29	13,391	7	1,273	83	10,003	307	908
None	xxx	xxx	xxx	xxx	xxx	xxx	xxx	xxx	xxx	xxx	xxx	xxx	xxx	xxx	xxx	65	162
1 cow	115	175	115	250	33,020	56,459	2	2	62	1	2	———	———	13	947	108	205
2 cows	74		148		44,551		12	10	5,425	2	110	2	230	25	2,576	70	180
3 cows	22		66		23,675		11	7	3,060	3	1,570	1	50	13	2,258	21	73
4 cows	17	107	68	512	17,075	110,560	11	6	4,400	4	375	1	156	10	933	16	72
5 cows and over	30		249		120,946		23	5	57,400	19	11,334	3	837	22	3,289	29	216
Harding																	
Total	377	414	1,451	2,089	583,469	757,559	192	26	17,484	154	79,560	26	4,389	291	28,170	374	1,701
None	xxx	xxx	xxx	xxx	xxx	xxx	xxx	xxx	xxx	xxx	xxx	xxx	xxx	xxx	xxx	19	50
1 cow	88	141	88	214	39,536	70,675	9	2	60	3	664	4	360	53	3,683	78	165
2 cows	96		192		67,660		23	5	1,755	14	2,393	5	287	65	5,182	89	257
3 cows	46		138		56,170		27	5	2,200	20	6,473	4	283	36	3,479	44	154
4 cows	33	218	132	1,134	51,760	444,963	24	2	560	20	6,343	2	208	28	2,630	32	148
5 to 9 cows	83		517		203,796		78	8	8,907	70	36,608	6	1,473	79	8,326	81	538
10 to 14 cows	26	55	299	721	124,997	241,921	26	4	4,002	22	19,904	5	1,778	26	4,552	26	301
15 cows and over	5		85		39,550		5	———	———	5	7,175	———	———	4	338	5	88
Hidalgo																	
Total	170	187	425	608	203,823	237,716	45	11	29,760	28	7,687	17	2,820	145	20,292	169	551
None	xxx	xxx	xxx	xxx	xxx	xxx	xxx	xxx	xxx	xxx	xxx	xxx	xxx	xxx	xxx	8	10
1 cow	59	114	59	162	30,929	70,499	5	2	550	1	90	3	375	48	4,458	53	81
2 cows	60		120		52,660		11	3	1,195	6	895	4	513	48	6,870	58	165
3 cows	23		69		31,350		12	1	540	9	1,993	3	244	22	2,904	23	99
4 cows	11	73	44	446	19,875	167,217	7	2	1,960	5	1,424	4	542	11	2,178	10	53
5 cows and over	17		133		69,009		10	3	25,515	7	3,285	3	1,146	16	3,882	17	143
Lea																	
Total	441	507	1,658	2,135	709,468	585,491	126	41	185,904	72	43,307	37	5,362	299	39,374	468	2,630
None	xxx	xxx	xxx	xxx	xxx	xxx	xxx	xxx	xxx	xxx	xxx	xxx	xxx	xxx	xxx	49	290
1 cow	90	207	90	331	42,201	90,320	8	4	120	———	———	5	304	54	4,843	86	335
2 cows	138		276		104,200		17	1	14	10	1,990	6	329	105	10,770	131	410
3 cows	67		201		75,425		14	4	2,550	9	1,822	5	603	45	6,395	63	216
4 cows	50	255	200	1,238	55,442	323,674	19	3	686	10	1,669	7	751	33	4,960	50	384
5 to 9 cows	69		426		163,444		42	12	18,044	29	16,380	8	1,991	42	7,316	64	493
10 to 14 cows	17	44	192	539	71,820	164,297	16	7	26,604	9	7,234	2	704	13	2,809	15	170
15 to 19 cows	4		68		35,238		4	4	25,481	2	612	3	630	3	1,225	4	81
20 cows and over	6	1	205	27	161,700	7,200	6	6	112,425	3	13,600	1	50	4	1,056	6	251

TABLE 19.—COWS MILKED AND MILK PRODUCED, 1939 AND 1929; DAIRY PRODUCTS SOLD AND BUTTER CHURNED, 1939; AND COWS KEPT FOR MILK APR. 1, 1940; BY NUMBER OF COWS MILKED, BY COUNTIES—Continued

(For explanation and definitions, see text)

STATE OR COUNTY AND NUMBER OF COWS MILKED	COWS MILKED				MILK PRODUCED (GALLONS)		DAIRY PRODUCTS SOLD, 1939							BUTTER CHURNED ON FARMS, 1939		COWS KEPT MAINLY FOR MILK PRODUCTION, APR. 1, 1940	
	Farms reporting		Number					Whole milk sold		Cream sold		Butter sold					
	1939	1929	1939	1929	1939	1929	Farms reporting	Farms reporting	Gallons	Farms reporting	Pounds of butterfat	Farms reporting	Pounds	Farms reporting	Pounds	Farms reporting	Number
NEW MEXICO—Con.																	
Lincoln																	
Total	445	298	1,169	1,082	443,374	361,827	93	25	101,646	27	16,036	53	6,189	345	39,823	427	1,470
None	xxx	xxx	xxx	xxx	xxx	xxx	xxx	xxx	xxx	xxx	xxx	xxx	xxx	xxx	xxx	28	53
1 cow	172	180	172	270	64,049	86,038	11	5	1,250	1	150	7	253	116	8,429	156	207
2 cows	152		304		101,692		24	4	580	2	365	21	1,755	129	15,277	128	357
3 cows	52		156		53,522		19	5	3,226	5	1,150	10	1,575	44	6,561	51	206
4 cows	30	94	120	419	44,296	97,431	14	2	1,000	4	3,082	10	1,796	28	4,962	27	123
5 to 9 cows	26		157		43,845		13	3	1,285	9	3,845	4	760	22	3,682	25	165
10 to 14 cows	7	20	76	232	32,465	65,205	6	1	3,000	5	5,494	1	50	4	508	6	92
15 to 19 cows	2		31		12,800		2	1	5,500	1	1,950	———	———	1	50	2	35
20 cows and over	4	4	153	161	90,705	113,153	4	4	85,805	———	———	———	———	1	156	4	232
Luna																	
Total	224	167	547	552	310,676	242,485	31	14	74,747	3	10,248	21	4,375	189	29,196	230	657
None	xxx	xxx	xxx	xxx	xxx	xxx	xxx	xxx	xxx	xxx	xxx	xxx	xxx	xxx	xxx	12	25
1 cow	116	111	116	158	87,059	89,157	6	2	245	———	———	5	626	99	11,868	112	184
2 cows	71		142		66,741		9	5	2,187	———	———	5	823	58	9,155	69	158
3 cows	15		45		19,815		5	2	280	1	208	3	565	13	2,904	15	56
4 cows	11	51	44	227	19,365	75,407	5	———	———	———	———	5	1,530	10	3,246	11	46
5 to 9 cows	7		43		12,541		2	1	1,800	———	———	1	355	6	1,539	7	27
10 cows and over	4	5	157	169	105,155	97,921	4	4	70,235	2	10,040	2	476	3	684	4	161
McKinley																	
Total	90	58	375	246	195,558	83,043	24	16	125,508	6	1,870	11	1,428	45	4,519	88	410
None	xxx	xxx	xxx	xxx	xxx	xxx	xxx	xxx	xxx	xxx	xxx	xxx	xxx	xxx	xxx	16	27
1 cow	28	31	28	48	9,849	15,771	3	2	222	———	———	1	54	14	689	22	37
2 cows	30		60		18,360		6	1	40	1	30	5	337	14	1,285	24	49
3 cows	8		24		7,225		2	2	352	1	60	———	———	4	360	6	32
4 cows	7	20	28	89	11,134	20,195	3	2	2,290	2	450	2	800	4	1,085	6	22
5 to 9 cows	13		76		19,065		6	5	4,817	———	———	3	237	7	1,000	10	75
10 to 14 cows	———	5	———	59	———	18,677	———	———	———	———	———	———	———	———	———	———	———
15 to 19 cows	———		———		———		———	———	———	———	———	———	———	———	———	———	———
20 cows and over	4	2	159	50	129,925	28,400	4	4	117,787	2	1,330	———	———	2	100	4	168
Mora																	
Total	560	463	1,108	1,163	416,846	247,070	93	54	25,888	36	17,151	14	1,339	165	11,716	596	1,319
None	xxx	xxx	xxx	xxx	xxx	xxx	xxx	xxx	xxx	xxx	xxx	xxx	xxx	xxx	xxx	53	82
1 cow	310	316	310	452	103,245	86,951	21	20	2,970	1	25	1	300	46	1,929	297	365
2 cows	132		264		82,696		18	14	2,576	———	———	6	427	50	2,866	130	310
3 cows	52		156		58,431		17	9	3,780	7	2,030	3	159	24	1,907	50	152
4 cows	26	137	104	577	41,890	121,418	10	4	3,077	7	2,917	1	28	20	2,211	26	110
5 to 9 cows	35		206		84,704		22	6	6,485	17	8,869	3	425	20	1,980	35	214
10 cows and over	5	10	68	134	45,880	38,701	5	1	7,000	4	3,310	———	———	5	823	5	86
Otero																	
Total	410	310	863	1,058	386,998	423,089	68	27	45,249	11	4,313	50	10,518	343	51,356	416	1,172
None	xxx	xxx	xxx	xxx	xxx	xxx	xxx	xxx	xxx	xxx	xxx	xxx	xxx	xxx	xxx	15	24
1 cow	190	178	190	267	91,795	136,147	13	6	1,878	———	———	9	795	142	13,690	182	245
2 cows	141		282		124,259		26	7	869	3	296	21	3,131	127	19,140	140	431
3 cows	38		114		47,359		9	2	150	1	50	8	1,796	35	7,878	38	135
4 cows	14	111	56	494	21,892	161,657	2	1	2,080	———	———	1	600	14	2,703	14	62
5 to 9 cows	22		130		57,430		13	6	8,712	4	3,452	8	3,776	21	7,398	22	180
10 to 14 cows	2	21	22	297	8,700	125,255	2	2	5,800	1	15	1	100	2	162	2	22
15 cows and over	3		69		35,763		3	3	25,760	2	500	2	320	2	385	3	73
Quay																	
Total	837	958	3,999	4,826	1,459,818	1,729,577	459	77	209,979	385	236,713	44	6,086	726	84,022	854	4,892
None	xxx	xxx	xxx	xxx	xxx	xxx	xxx	xxx	xxx	xxx	xxx	xxx	xxx	xxx	xxx	43	175
1 cow	142	329	142	515	61,094	192,191	20	2	75	11	1,612	7	544	105	7,373	133	267
2 cows	161		322		94,409		38	5	3,312	27	4,089	13	787	141	13,727	157	421
3 cows	113		339		104,024		49	4	1,942	42	9,422	4	390	102	10,991	110	445
4 cows	93	509	372	2,588	123,571	893,588	61	6	6,260	56	18,942	2	83	87	9,356	89	460
5 to 9 cows	229		1,464		498,143		192	35	45,666	166	100,897	12	1,499	208	27,796	224	1,650
10 to 14 cows	73	106	820	1,268	338,803	469,458	73	14	46,894	61	69,386	3	362	65	9,044	72	811
15 to 19 cows	15		242		104,251		15	4	17,820	14	17,321	2	2,356	13	5,164	15	242
20 to 29 cows	8	7	189	157	76,410	44,000	8	4	31,860	4	14,444	1	75	4	471	8	145
30 to 49 cows	3	5	109	168	59,113	63,840	3	3	56,350	2	600	———	———	1	100	3	76
50 to 74 cows	———	1	———	50	———	30,000	———	———	———	———	———	———	———	———	———	———	———
75 to 99 cows	———	1	———	80	———	36,500	———	———	———	———	———	———	———	———	———	———	———
Rio Arriba																	
Total	1,121	924	2,288	1,768	758,407	479,387	178	93	90,315	64	45,779	42	5,154	371	37,202	1,154	2,510
None	xxx	xxx	xxx	xxx	xxx	xxx	xxx	xxx	xxx	xxx	xxx	xxx	xxx	xxx	xxx	116	159
1 cow	828	765	828	1,027	200,805	251,998	54	42	2,829	1	175	14	1,417	128	8,417	575	715
2 cows	277		554		146,525		37	21	4,813	6	1,150	13	803	115	9,818	260	588
3 cows	88		264		86,350		17	9	3,560	6	2,950	4	1,590	48	8,804	83	285
4 cows	46	147	184	596	50,535	163,364	11	5	2,148	5	2,190	5	621	26	3,498	43	163
5 to 9 cows	66		414		137,771		43	9	5,650	34	23,103	3	563	44	5,371	62	392
10 to 14 cows	10	12	112	145	50,896	64,025	10	3	13,442	8	11,555	———	———	5	458	10	93
15 to 19 cows	3		49		27,800		3	1	9,300	3	4,116	1	100	3	524	2	35
20 cows and over	3	———	83	———	57,925	———	3	3	48,573	1	540	2	260	2	312	3	80

TABLE 19.—COWS MILKED AND MILK PRODUCED, 1939 AND 1929; DAIRY PRODUCTS SOLD AND BUTTER CHURNED, 1939; AND COWS KEPT FOR MILK APR. 1, 1940; BY NUMBER OF COWS MILKED, BY COUNTIES—Continued

(For explanation and definitions, see text)

STATE OR COUNTY AND NUMBER OF COWS MILKED	COWS MILKED				MILK PRODUCED (GALLONS)		DAIRY PRODUCTS SOLD, 1939							BUTTER CHURNED ON FARMS, 1939		COWS KEPT MAINLY FOR MILK PRODUCTION, APR. 1, 1940	
	Farms reporting		Number					Whole milk sold		Cream sold		Butter sold					
	1939	1929	1939	1929	1939	1929	Farms reporting	Farms reporting	Gallons	Farms reporting	Pounds of butterfat	Farms reporting	Pounds	Farms reporting	Pounds	Farms reporting	Number
NEW MEXICO—Con.																	
Roosevelt																	
Total	1,587	1,405	10,246	8,777	5,075,329	3,489,182	1,227	165	512,152	1,084	1,169,307	30	11,563	1,347	139,915	1,599	10,975
None	xxx	xxx	xxx	xxx	xxx	xxx	xxx	xxx	xxx	xxx	xxx	xxx	xxx	xxx	xxx	76	302
1 cow	226	404	226	582	138,369	238,227	30	8	1,558	19	3,550	7	352	195	19,408	213	402
2 cows	176		352		160,379		78	10	5,843	66	15,368	6	783	157	13,946	164	446
3 cows	120		360		167,417		86	7	2,750	82	39,637	2	265	108	9,600	113	446
4 cows	130	691	520	5,810	238,073	1,598,098	113	15	28,137	99	43,938	3	202	111	9,850	122	552
5 to 9 cows	584		3,895		1,917,827		569	72	172,559	509	451,141	6	3,702	488	50,948	570	4,103
10 to 14 cows	256	279	2,681	3,564	1,330,534	1,365,434	236	38	145,666	205	333,867	5	6,051	196	28,085	232	2,639
15 to 19 cows	76		1,213		602,154		76	5	25,164	74	172,169	1	208	63	6,197	72	1,154
20 to 29 cows	29	24	652	545	317,251	187,098	29	5	52,425	25	75,101	———	———	23	3,032	28	652
30 cows and over	10	7	349	276	203,325	100,325	10	5	78,050	5	34,536	———	———	6	849	9	279
Sandoval																	
Total	439	203	699	484	271,384	168,548	42	28	28,587	11	6,249	15	1,851	154	13,503	461	932
None	xxx	xxx	xxx	xxx	xxx	xxx	xxx	xxx	xxx	xxx	xxx	xxx	xxx	xxx	xxx	49	108
1 cow	315	149	315	194	124,697	62,748	11	10	2,248	1	257	3	289	86	4,976	290	374
2 cows	72		144		55,757		8	6	2,334	2	482	3	400	28	2,727	71	167
3 cows	19		57		19,590		6	4	2,880	———	———	3	188	16	2,236	19	67
4 cows	16	49	64	222	24,620	79,840	6	2	1,180	3	1,865	2	150	11	1,389	15	67
5 to 9 cows	13		79		26,170		7	4	7,945	3	1,485	2	374	10	1,523	13	104
10 to 14 cows	4	5	40	68	22,550	25,960	4	2	12,000	2	2,160	2	450	3	652	4	45
15 to 19 cows	———		———		———		———	———	———	———	———	———	———	———	———	———	———
San Juan																	
Total	655	479	1,794	1,475	904,115	749,609	250	54	76,799	169	70,129	60	10,349	496	64,520	631	1,948
None	xxx	xxx	xxx	xxx	xxx	xxx	xxx	xxx	xxx	xxx	xxx	xxx	xxx	xxx	xxx	43	90
1 cow	206	281	206	389	110,806	203,550	26	8	1,255	6	365	15	1,232	154	15,617	185	267
2 cows	191		382		185,382		44	8	3,153	24	3,755	18	1,938	156	17,459	172	403
3 cows	83		249		124,849		50	9	5,951	35	7,222	10	2,329	67	11,355	79	237
4 cows	52	179	208	816	96,810	397,558	40	9	4,475	30	9,188	5	1,260	43	7,276	51	228
5 to 9 cows	87		526		259,973		74	11	10,460	64	37,396	11	3,210	67	11,324	87	571
10 to 14 cows	10	19	119	268	65,670	148,541	10	4	17,970	7	5,973	1	380	6	1,089	9	74
15 cows and over	6		104		60,625		6	5	33,535	3	6,230	———	———	3	400	5	80
San Miguel																	
Total	685	686	2,005	2,372	765,168	662,051	98	37	274,743	52	26,148	19	10,418	170	53,511	688	2,027
None	xxx	xxx	xxx	xxx	xxx	xxx	xxx	xxx	xxx	xxx	xxx	xxx	xxx	xxx	xxx	46	75
1 cow	299	400	299	545	85,572	151,775	10	5	1,010	2	180	4	253	31	2,194	276	320
2 cows	183		366		84,713		11	6	2,705	3	394	3	302	39	4,196	174	381
3 cows	76		228		66,197		12	2	716	7	1,661	3	880	34	4,185	71	197
4 cows	48	243	192	1,100	50,969	240,846	12	2	670	9	4,157	1	100	20	1,648	47	170
5 to 9 cows	47		286		87,973		22	1	3,650	18	7,123	6	3,423	32	8,659	44	236
10 to 14 cows	13	33	152	433	64,630	154,350	13	4	4,950	9	7,563	2	5,460	9	6,353	11	127
15 to 19 cows	4		69		52,150		4	4	47,185	———	———	———	———	———	———	4	101
20 to 29 cows	10	4	223	90	136,445	38,440	9	8	90,808	3	4,450	———	———	4	1,540	10	248
30 cows and over	5	6	190	204	138,519	96,640	5	5	123,049	1	620	———	———	1	4,736	5	172
Santa Fe																	
Total	407	297	1,229	1,012	556,280	374,180	109	51	249,807	56	30,805	18	2,645	174	17,769	398	1,459
None	xxx	xxx	xxx	xxx	xxx	xxx	xxx	xxx	xxx	xxx	xxx	xxx	xxx	xxx	xxx	35	64
1 cow	255	206	255	267	71,200	76,846	17	15	2,017	———	———	2	204	58	4,260	207	299
2 cows	75		150		48,226		24	14	2,382	7	751	4	315	41	3,879	68	170
3 cows	27		81		25,205		10	5	2,018	4	825	4	340	21	2,572	25	108
4 cows	14	62	56	280	21,596	81,243	8	1	128	6	1,896	1	40	11	1,332	14	62
5 to 9 cows	31		183		59,723		25	5	11,666	21	7,127	2	346	24	2,542	27	178
10 to 14 cows	13	23	149	288	63,020	107,966	13	3	24,500	10	9,015	2	500	11	1,542	13	178
15 to 19 cows	5		85		33,810		5	2	15,835	4	4,891	1	100	5	522	5	103
20 to 29 cows	3	5	67	109	43,400	35,125	3	2	29,800	1	3,000	———	———	1	200	3	92
30 cows and over	4	1	223	68	190,100	73,000	4	4	161,462	3	3,300	2	800	2	920	3	205
Sierra																	
Total	271	206	625	546	334,412	164,516	33	18	132,175	5	2,042	17	2,145	167	16,622	284	707
None	xxx	xxx	xxx	xxx	xxx	xxx	xxx	xxx	xxx	xxx	xxx	xxx	xxx	xxx	xxx	23	32
1 cow	172	140	172	197	73,779	62,020	9	3	210	2	450	6	341	89	5,830	163	187
2 cows	65		130		56,630		9	5	965	———	———	7	694	53	5,272	64	142
3 cows	12		36		18,525		2	———	———	2	852	1	385	10	1,750	12	41
4 cows	6	62	24	270	9,021	69,881	3	1	100	1	780	2	125	6	1,017	6	28
5 to 9 cows	8		51		29,437		3	2	2,500	———	———	1	600	7	1,888	8	42
10 to 14 cows	3		34		16,850		3	3	10,630	———	———	———	———	1	365	3	35
15 cows and over	5	4	178	79	130,170	32,615	4	4	117,770	———	———	———	———	1	500	5	200
Socorro																	
Total	436	182	793	417	286,013	119,739	30	16	47,081	9	1,771	10	705	252	19,729	490	997
None	xxx	xxx	xxx	xxx	xxx	xxx	xxx	xxx	xxx	xxx	xxx	xxx	xxx	xxx	xxx	62	107
1 cow	262	136	262	177	92,525	49,194	5	2	409	1	240	2	62	121	7,686	254	311
2 cows	105		210		76,399		8	5	489	2	98	4	236	75	6,409	105	232
3 cows	40		120		38,106		4	———	———	1	200	3	177	31	2,746	40	128
4 cows	9	42	36	179	10,330	44,145	1	1	2,920	———	———	———	———	8	632	9	35
5 to 9 cows	14		85		24,506		6	4	8,862	1	34	1	230	12	1,850	14	99
10 cows and over	6	4	80	61	44,147	26,400	6	4	34,401	4	1,199	———	———	5	406	6	85

TABLE 19.—COWS MILKED AND MILK PRODUCED, 1939 AND 1929; DAIRY PRODUCTS SOLD AND BUTTER CHURNED, 1939; AND COWS KEPT FOR MILK APR. 1, 1940; BY NUMBER OF COWS MILKED, BY COUNTIES—Continued

(For explanation and definitions, see text)

STATE OR COUNTY AND NUMBER OF COWS MILKED	COWS MILKED				MILK PRODUCED (GALLONS)		DAIRY PRODUCTS SOLD, 1939							BUTTER CHURNED ON FARMS, 1939		COWS KEPT MAINLY FOR MILK PRODUCTION, APR. 1, 1940	
	Farms reporting		Number					Whole milk sold		Cream sold		Butter sold					
	1939	1929	1939	1929	1939	1929	Farms reporting	Farms reporting	Gallons	Farms reporting	Pounds of butterfat	Farms reporting	Pounds	Farms reporting	Pounds	Farms reporting	Number
NEW MEXICO—Con.																	
Taos																	
Total	792	455	1,281	878	415,867	250,412	95	62	77,810	21	10,194	28	8,468	166	18,312	847	1,547
None	xxx	xxx	xxx	xxx	xxx	xxx	xxx	xxx	xxx	xxx	xxx	xxx	xxx	xxx	xxx	106	182
1 cow	540	381	540	510	145,140	126,302	23	17	1,857	1	250	9	418	80	4,249	502	663
2 cows	187		374		104,805		39	29	4,220	7	1,879	9	1,450	54	4,404	177	376
3 cows	30		90		21,101		7	5	3,240	1	230	1	240	10	1,086	28	84
4 cows	16	70	64	311	17,770	92,230	10	3	2,568	4	1,105	5	532	11	1,372	15	59
5 to 9 cows	13		84		30,445		10	5	10,925	4	1,341	2	152	7	1,181	13	81
10 to 14 cows	2	3	21	35	10,810	17,880	2	-----	----------	2	2,139	-----	-------	1	40	2	14
15 to 19 cows	1		16		9,600		1	-----	----------	1	2,250	-----	-------	1	200	1	16
20 cows and over	3	1	92	22	76,196	14,000	3	3	55,000	1	1,000	2	5,676	2	5,760	3	92
Torrance																	
Total	867	583	2,591	1,959	976,185	619,227	314	22	21,362	279	128,292	37	4,358	629	68,817	898	3,117
None	xxx	xxx	xxx	xxx	xxx	xxx	xxx	xxx	xxx	xxx	xxx	xxx	xxx	xxx	xxx	58	143
1 cow	285	344	285	494	106,154	159,218	15	1	105	10	1,282	4	295	142	10,607	272	365
2 cows	219		438		149,322		45	2	333	38	5,879	10	656	170	17,100	211	497
3 cows	113		339		121,727		44	2	415	38	8,358	7	1,370	94	11,305	110	444
4 cows	80	200	320	933	111,394	287,122	59	4	2,788	55	19,058	5	384	73	8,990	79	344
5 to 9 cows	146		933		385,320		127	11	10,021	116	72,711	11	1,653	129	18,263	144	1,057
10 cows and over	24	39	276	532	102,268	172,887	24	2	7,700	22	21,004	-----	-------	21	2,552	24	267
Union																	
Total	783	1,189	3,977	7,130	1,618,085	2,454,778	467	19	51,142	441	315,980	28	6,262	714	76,946	774	4,495
None	xxx	xxx	xxx	xxx	xxx	xxx	xxx	xxx	xxx	xxx	xxx	xxx	xxx	xxx	xxx	57	227
1 cow	115	320	115	489	47,724	157,933	10	4	537	5	345	3	167	89	6,418	95	121
2 cows	136		272		102,296		24	2	1,285	21	3,557	2	275	124	11,645	123	323
3 cows	100		300		111,618		43	-----	----------	41	9,519	2	208	92	7,983	89	318
4 cows	87	646	348	3,557	127,634	1,243,344	62	2	1,500	60	22,595	3	280	82	7,908	81	355
5 to 9 cows	246		1,603		703,129		229	6	6,440	217	148,744	14	4,512	235	30,763	235	1,775
10 to 14 cows	77	193	861	2,388	324,924	837,221	77	3	2,180	76	86,999	4	820	72	8,845	72	861
15 to 19 cows	16		264		98,464		16	1	10,000	15	25,408	-----	-------	15	2,602	16	248
20 to 29 cows	2	28	43	631	17,101	188,920	2	-----	----------	2	5,132	-----	-------	2	235	2	43
30 cows and over	4	2	171	65	85,195	27,360	4	1	29,200	4	13,681	-----	-------	3	547	4	224
Valencia																	
Total	797	400	1,538	763	681,078	235,974	130	64	110,992	66	56,420	20	2,041	208	22,087	766	1,738
None	xxx	xxx	xxx	xxx	xxx	xxx	xxx	xxx	xxx	xxx	xxx	xxx	xxx	xxx	xxx	38	82
1 cow	537	354	537	460	181,197	122,100	33	24	4,703	6	779	3	775	79	6,305	488	570
2 cows	145		290		100,360		22	12	5,393	6	1,545	8	461	63	5,593	131	300
3 cows	35		105		45,422		10	4	6,200	6	3,082	1	20	15	2,136	32	99
4 cows	22	36	88	152	38,483	39,959	13	3	1,400	11	4,475	-----	-------	13	1,998	22	97
5 to 9 cows	40		245		132,487		34	13	19,787	24	21,976	6	710	26	3,933	37	291
10 to 14 cows	11	9	113	116	68,710	41,140	11	3	18,135	9	10,563	1	25	7	1,295	11	132
15 to 19 cows	1		19		15,695		1	-----	----------	1	4,000	-----	-------	1	365	1	8
20 cows and over	6	1	141	35	98,724	32,775	6	5	55,374	3	10,000	1	50	4	462	6	159
NEW YORK																	
Total	115,923	130,142	1,286,853	1,243,061	838,415,443	800,523,979	91,536	76,547	738,880,425	7,955	5,142,994	13,184	4,205,127	33,421	7,652,277	114,758	1,561,600
None	xxx	xxx	xxx	xxx	xxx	xxx	xxx	xxx	xxx	xxx	xxx	xxx	xxx	xxx	xxx	2,470	14,348
1 cow	17,913	33,045	17,913	47,865	9,466,363	25,613,652	3,845	1,593	423,312	319	38,854	2,250	208,713	8,855	1,007,976	16,482	22,278
2 cows	12,468		24,936		12,257,152		6,139	2,508	1,412,660	1,149	280,336	3,270	530,405	7,646	1,388,283	11,900	27,960
3 cows	6,903		20,709		10,502,715		4,928	2,146	2,308,482	1,344	482,247	2,154	539,471	3,936	1,001,947	6,669	22,436
4 cows	5,224	46,757	20,896	260,431	10,941,408	155,644,489	4,317	2,398	4,046,878	1,129	528,863	1,375	470,626	2,486	777,945	5,044	22,174
5 to 9 cows	21,115		145,804		87,086,720		20,088	16,516	65,180,962	2,545	1,803,990	2,703	1,455,493	4,790	2,004,154	20,549	154,260
10 to 14 cows	18,413	33,209	217,970	452,297	142,026,103	296,380,357	18,353	17,750	129,435,727	675	747,118	654	491,833	1,950	653,912	18,116	231,246
15 to 19 cows	13,214		220,799		147,347,222		13,200	13,049	138,113,564	280	353,046	294	204,002	1,378	304,180	13,049	234,533
20 to 29 cows	13,622	11,852	317,550	274,949	216,323,176	183,007,687	13,617	13,556	205,461,638	266	346,079	308	157,664	1,601	288,007	13,474	334,715
30 to 49 cows	5,976	4,578	211,426	160,462	148,297,497	107,296,252	5,974	5,958	141,189,877	178	306,677	161	74,353	675	137,189	5,914	221,909
50 to 74 cows	849	544	48,387	30,851	35,390,748	20,501,242	849	849	33,816,868	45	106,526	23	11,245	82	20,964	845	50,901
75 to 99 cows	136	90	11,308	7,354	8,729,966	5,153,990	136	135	8,058,981	15	41,759	11	61,618	14	63,666	136	12,110
100 to 199 cows	83	61	10,201	7,523	8,484,332	5,788,120	83	82	7,887,440	10	107,499	3	1,704	8	4,054	83	10,951
200 cows and over	7	6	1,754	1,529	1,562,041	1,138,230	7	7	1,546,036	-----	----------	-----	-------	-----	----------	7	1,779
Albany																	
Total	1,446	1,527	11,019	9,480	7,060,692	5,970,684	1,014	728	5,648,022	66	45,227	311	116,590	564	173,934	1,430	11,728
None	xxx	xxx	xxx	xxx	xxx	xxx	xxx	xxx	xxx	xxx	xxx	xxx	xxx	xxx	xxx	16	65
1 cow	336	537	336	757	174,621	380,305	74	26	5,619	4	435	53	4,591	176	20,691	314	372
2 cows	224		448		221,036		116	32	12,536	5	421	92	18,532	156	37,658	223	538
3 cows	87		261		134,983		56	19	19,587	7	1,932	41	13,352	57	19,452	86	281
4 cows	71	668	284	3,567	142,359	2,186,807	58	28	42,007	8	2,370	32	12,617	45	17,729	71	300
5 to 9 cows	275		1,857		1,163,599		257	188	784,134	22	14,097	67	46,066	78	52,712	271	1,929
10 to 14 cows	221	254	2,582	3,232	1,668,320	2,111,653	221	207	1,480,334	11	11,586	15	15,162	25	16,684	219	2,759
15 to 19 cows	128		2,122		1,381,589		128	125	1,299,061	1	1,805	5	2,795	13	3,785	126	2,163
20 to 29 cows	66	46	1,509	1,038	1,124,662	693,889	66	65	1,038,126	4	1,344	4	2,930	7	3,825	66	1,598
30 to 49 cows	28	17	993	556	626,864	336,230	28	28	584,293	2	90	1	250	5	882	28	1,006
50 cows and over	10	5	627	330	422,659	261,800	10	10	382,325	2	11,147	1	295	2	516	10	719

TABLE 19.—COWS MILKED AND MILK PRODUCED, 1939 AND 1929; DAIRY PRODUCTS SOLD AND BUTTER CHURNED, 1939; AND COWS KEPT FOR MILK APR. 1, 1940; BY NUMBER OF COWS MILKED, BY COUNTIES—Continued

(For explanation and definitions, see text)

STATE OR COUNTY AND NUMBER OF COWS MILKED	COWS MILKED				MILK PRODUCED (GALLONS)		DAIRY PRODUCTS SOLD, 1939							BUTTER CHURNED ON FARMS, 1939		COWS KEPT MAINLY FOR MILK PRODUCTION, APR. 1, 1940	
	Farms reporting		Number					Whole milk sold		Cream sold		Butter sold					
	1939	1929	1939	1929	1939	1929	Farms reporting	Farms reporting	Gallons	Farms reporting	Pounds of butterfat	Farms reporting	Pounds	Farms reporting	Pounds	Farms reporting	Number
NEW YORK—Contd.																	
Allegany																	
Total	2,561	2,975	25,339	28,648	14,927,595	16,525,889	2,261	1,992	12,949,239	150	89,312	285	81,479	653	138,597	2,515	26,781
None	xxx	xxx	xxx	xxx	xxx	xxx	xxx	xxx	xxx	xxx	xxx	xxx	xxx	xxx	xxx	51	251
1 cow	269	491	269	718	140,021	394,349	85	33	8,989	5	900	50	5,925	143	17,497	235	358
2 cows	209		418		205,565		131	68	42,899	13	2,434	64	12,345	138	23,725	197	522
3 cows	124		372		210,032		108	68	69,590	19	4,404	43	10,476	62	15,865	114	393
4 cows	144	1,203	576	7,257	287,953	4,175,170	137	98	159,954	25	11,384	30	9,446	60	15,933	139	647
5 to 9 cows	668		4,656		2,560,954		658	595	2,041,698	60	41,385	68	26,649	138	39,173	656	4,955
10 to 14 cows	553	987	6,499	13,219	3,956,208	7,692,395	551	539	3,587,657	17	11,777	20	10,582	62	15,986	545	6,824
15 to 19 cows	313		5,242		3,095,886		313	311	2,860,787	6	9,428	6	640	30	3,322	302	5,386
20 to 29 cows	215	258	4,927	5,430	3,010,089	3,057,887	214	214	2,798,948	2	2,251	3	425	17	1,596	211	4,924
30 to 49 cows	60	52	2,060	1,807	1,269,640	1,088,635	60	60	1,171,893	3	5,349	1	4,991	3	5,500	60	2,220
50 to 74 cows	6	4	320	217	193,269	117,453	6	6	186,844	—	—	—	—	—	—	5	301
Bronx																	
Total	—	—	—	—	—	—	—	—	—	—	—	—	—	—	—	—	—
Broome																	
Total	2,214	2,499	24,479	25,157	16,101,166	16,050,598	1,648	1,429	14,121,611	58	90,521	231	85,566	617	151,377	2,212	25,449
None	xxx	xxx	xxx	xxx	xxx	xxx	xxx	xxx	xxx	xxx	xxx	xxx	xxx	xxx	xxx	65	368
1 cow	342	595	342	864	183,015	479,585	49	29	7,053	—	—	22	2,096	166	15,410	316	424
2 cows	289		538		271,383		106	54	30,814	2	416	62	9,291	164	30,595	254	600
3 cows	128		384		185,460		65	24	27,402	8	2,926	37	8,764	83	18,681	126	455
4 cows	78	864	312	5,105	161,073	2,980,460	59	33	62,856	6	2,117	27	7,594	46	13,827	75	293
5 to 9 cows	380		2,633		1,495,520		352	283	1,078,768	21	15,390	65	38,077	97	47,956	373	2,666
10 to 14 cows	363	699	4,253	9,424	2,659,216	6,086,154	363	354	2,421,886	10	11,827	8	5,601	29	7,815	355	4,220
15 to 19 cows	277		4,650		3,004,338		277	276	2,838,255	4	2,224	3	290	13	1,513	271	4,705
20 to 29 cows	243	242	5,595	5,570	3,772,855	3,710,185	243	243	3,606,065	1	1,500	3	1,506	12	2,662	243	5,598
30 to 49 cows	105	82	3,737	2,850	2,753,475	1,841,786	105	104	2,612,689	3	16,560	3	347	5	818	105	3,988
50 to 74 cows	21	10	1,189	559	936,945	324,858	21	21	907,234	2	2,361	—	—	1	100	21	1,284
75 to 99 cows	4	3	306	240	181,212	197,034	4	4	145,270	—	—	1	12,000	1	12,000	4	315
100 to 199 cows	4	4	540	545	498,694	430,536	4	4	383,339	1	35,200	—	—	—	—	4	553
Cattaraugus																	
Total	3,375	3,592	44,275	45,750	27,586,518	27,158,695	2,902	2,632	25,313,435	102	65,118	283	88,289	622	150,827	3,357	47,878
None	xxx	xxx	xxx	xxx	xxx	xxx	xxx	xxx	xxx	xxx	xxx	xxx	xxx	xxx	xxx	88	600
1 cow	348	502	348	730	166,688	374,960	78	25	4,402	3	214	57	5,413	173	21,372	310	453
2 cows	243		486		222,436		119	45	28,356	12	2,624	77	11,825	141	26,741	230	515
3 cows	138		414		205,395		104	63	78,289	11	4,462	43	10,180	72	17,456	132	430
4 cows	122	1,095	488	6,619	234,753	3,623,623	105	78	121,035	12	4,280	28	12,005	47	16,178	115	530
5 to 9 cows	593		4,136		2,283,831		570	517	1,884,069	36	20,927	51	27,317	83	37,258	575	4,549
10 to 14 cows	637	1,217	7,522	17,069	4,610,484	10,131,541	632	619	4,248,697	15	15,103	14	7,839	48	13,015	628	8,047
15 to 19 cows	493		8,281		5,118,008		493	489	4,798,819	7	5,657	6	1,160	17	2,657	491	8,989
20 to 29 cows	541	553	12,655	12,944	8,057,715	7,784,291	541	538	7,697,805	6	11,851	5	10,300	28	14,542	553	13,387
30 to 49 cows	234	206	8,286	7,229	5,520,880	4,458,135	234	234	5,309,737	—	—	2	250	12	1,472	229	8,619
50 to 74 cows	20	17	1,123	950	775,381	685,045	20	20	757,199	—	—	—	—	1	156	20	1,156
75 to 99 cows	6	1	536	80	390,947	51,100	6	6	385,027	—	—	—	—	—	—	6	603
100 to 199 cows	—	1	—	109	—	50,000	—	—	—	—	—	—	—	—	—	—	—
Cayuga																	
Total	2,587	2,953	22,218	19,850	15,586,031	12,808,656	2,042	1,690	13,251,197	212	133,680	236	78,727	633	148,787	2,592	24,217
None	xxx	xxx	xxx	xxx	xxx	xxx	xxx	xxx	xxx	xxx	xxx	xxx	xxx	xxx	xxx	91	540
1 cow	400	812	400	1,170	218,244	640,954	100	35	9,765	15	2,047	56	4,988	210	25,210	376	547
2 cows	286		572		288,457		136	50	26,651	40	10,874	63	11,224	169	30,495	278	618
3 cows	167		501		285,507		133	56	78,615	38	14,784	51	12,679	87	22,644	160	526
4 cows	143	1,441	572	8,029	313,398	4,908,966	123	88	172,772	32	19,290	11	3,635	39	8,011	138	570
5 to 9 cows	610		4,207		2,731,305		593	514	2,201,900	60	51,850	43	24,295	89	35,610	598	4,462
10 to 14 cows	482	567	5,646	7,190	3,967,259	4,961,317	480	471	3,654,392	9	16,815	7	14,643	22	16,272	479	6,110
15 to 19 cows	249		4,124		2,977,063		248	246	2,797,487	6	6,442	2	3,705	8	4,529	247	4,309
20 to 29 cows	167	105	3,757	2,353	2,734,790	1,538,265	166	167	2,582,522	6	5,074	1	2,400	7	2,816	163	3,915
30 to 49 cows	57	24	2,025	855	1,541,661	580,956	57	57	1,410,918	6	6,506	2	1,158	2	1,200	56	2,099
50 cows and over	6	4	414	253	328,367	178,198	6	6	316,175	—	—	—	—	—	—	6	523
Chautauqua																	
Total	4,248	4,802	38,748	37,386	23,578,956	23,014,502	3,357	2,659	19,622,961	410	308,550	560	285,120	1,231	409,818	4,141	41,994
None	xxx	xxx	xxx	xxx	xxx	xxx	xxx	xxx	xxx	xxx	xxx	xxx	xxx	xxx	xxx	103	521
1 cow	725	1,456	725	2,022	342,193	1,117,560	170	75	14,530	12	1,075	97	7,605	356	37,374	635	891
2 cows	484		968		456,330		270	120	63,733	50	10,955	144	26,148	306	57,662	451	1,056
3 cows	275		825		418,026		212	98	112,908	61	20,920	76	24,070	148	40,509	257	900
4 cows	190	1,786	760	9,894	388,028	5,714,610	170	100	160,313	43	22,945	49	18,304	76	25,562	184	851
5 to 9 cows	955		6,412		3,635,940		899	705	2,654,071	147	106,408	132	93,424	222	118,229	894	6,723
10 to 14 cows	739	1,197	8,708	15,816	5,257,582	9,969,163	736	685	4,577,911	54	63,528	40	50,866	70	57,204	729	9,215
15 to 19 cows	427		7,112		4,246,068		426	411	3,917,312	20	29,030	9	12,355	26	15,268	420	7,473
20 to 29 cows	334	270	7,677	6,184	5,080,871	5,973,039	334	327	4,757,523	12	30,953	8	16,018	19	18,916	330	8,343
30 to 49 cows	117	80	4,087	2,800	2,661,784	1,824,026	116	115	2,418,169	11	22,758	4	10,330	6	13,092	114	4,396
50 to 74 cows	20	13	1,142	690	836,801	416,104	20	20	812,503	—	—	—	—	1	2	20	1,370
75 to 99 cows	4	—	336	—	255,313	—	4	3	173,988	—	—	1	26,000	1	26,000	4	255

TABLE 19.—COWS MILKED AND MILK PRODUCED, 1939 AND 1929; DAIRY PRODUCTS SOLD AND BUTTER CHURNED, 1939; AND COWS KEPT FOR MILK APR. 1, 1940; BY NUMBER OF COWS MILKED, BY COUNTIES—Continued

(For explanation and definitions, see text)

STATE OR COUNTY AND NUMBER OF COWS MILKED	COWS MILKED				MILK PRODUCED (GALLONS)		DAIRY PRODUCTS SOLD, 1939							BUTTER CHURNED ON FARMS, 1939		COWS KEPT MAINLY FOR MILK PRODUCTION, APR. 1, 1940	
	Farms reporting		Number					Whole milk sold		Cream sold		Butter sold					
	1939	1929	1939	1929	1939	1929	Farms reporting	Farms reporting	Gallons	Farms reporting	Pounds of butterfat	Farms reporting	Pounds	Farms reporting	Pounds	Farms reporting	Number
NEW YORK—Contd.																	
Chemung																	
Total	1,098	1,290	7,576	8,526	5,093,460	5,769,817	778	510	3,925,615	144	89,103	208	56,058	501	112,918	1,082	7,902
None	xxx	xxx	xxx	xxx	xxx	xxx	xxx	xxx	xxx	xxx	xxx	xxx	xxx	xxx	xxx	32	136
1 cow	254	457	254	657	142,480	328,634	75	19	4,814	7	1,192	52	5,431	178	23,429	232	291
2 cows	196		392		185,498		96	32	14,102	19	4,565	60	8,353	140	25,509	182	408
3 cows	79		237		115,580		57	16	15,634	24	7,379	23	3,800	52	10,514	77	252
4 cows	72	535	288	2,919	150,389	1,751,452	64	30	45,787	17	6,764	30	9,701	39	14,367	68	290
5 to 9 cows	218		1,465		788,971		207	145	492,729	59	40,970	34	15,393	71	23,682	214	1,479
10 to 14 cows	132	225	1,519	2,967	1,056,460	2,179,653	132	124	924,827	10	13,993	7	7,280	15	8,717	130	1,547
15 to 19 cows	62		1,037		737,650		62	60	676,948	3	6,240	1	100	3	610	62	1,072
20 to 29 cows	58	54	1,352	1,208	1,103,836	943,603	58	57	1,017,806	4	5,100	1	6,000	3	6,090	58	1,424
30 to 49 cows	25	15	793	509	626,688	363,660	25	23	553,781	1	2,900	----	-------	------	-------	25	766
50 cows and over	4	4	239	266	187,908	202,815	4	4	177,187	------	-------	----	-------	------	-------	4	237
Chenango																	
Total	2,601	2,824	42,983	42,334	29,401,346	28,248,412	2,329	2,165	27,289,637	86	82,369	223	76,547	694	130,052	2,564	45,022
None	xxx	xxx	xxx	xxx	xxx	xxx	xxx	xxx	xxx	xxx	xxx	xxx	xxx	xxx	xxx	68	769
1 cow	214	349	214	495	116,733	275,990	38	14	4,537	3	150	23	2,460	103	10,087	183	270
2 cows	131		262		135,426		68	33	24,145	6	1,623	37	6,980	80	15,310	121	294
3 cows	72		216		111,308		56	30	34,878	3	880	33	6,447	44	11,611	67	224
4 cows	58	625	232	3,779	114,313	2,474,160	48	34	58,218	5	1,824	12	3,677	20	5,565	53	232
5 to 9 cows	339		2,428		1,412,699		333	283	1,127,362	30	20,190	48	26,399	83	32,282	316	2,453
10 to 14 cows	486	1,031	5,803	14,372	3,746,407	9,588,925	485	474	3,484,235	12	12,252	21	8,130	86	13,195	478	6,163
15 to 19 cows	398		6,672		4,543,503		398	395	4,266,501	6	5,244	17	10,547	95	15,222	392	6,847
20 to 29 cows	569	526	13,336	12,301	9,265,642	8,255,566	569	568	8,846,582	8	9,426	19	4,787	119	13,141	559	13,635
30 to 49 cows	269	264	9,742	9,471	6,827,814	6,293,963	269	269	6,525,020	7	2,353	7	655	50	5,469	263	9,948
50 to 74 cows	55	22	3,120	1,259	2,506,304	886,624	55	55	2,215,370	2	3,900	4	4,415	11	5,570	54	3,107
75 to 99 cows	7	6	588	507	424,905	373,184	7	7	380,108	3	4,808	2	2,050	3	2,650	7	619
100 to 199 cows	3	1	370	150	396,292	100,000	3	3	322,681	1	19,719	----	-------	------	-------	3	461
Clinton																	
Total	2,294	2,551	28,524	27,929	18,606,536	16,449,027	1,992	1,813	16,929,725	145	90,173	123	41,226	336	82,976	2,284	31,404
None	xxx	xxx	xxx	xxx	xxx	xxx	xxx	xxx	xxx	xxx	xxx	xxx	xxx	xxx	xxx	60	337
1 cow	216	373	216	516	106,766	255,232	35	10	2,387	1	100	24	1,980	91	10,425	186	316
2 cows	133		266		125,005		58	23	8,981	10	2,662	31	6,527	75	14,955	123	316
3 cows	68		204		94,144		44	21	25,858	14	4,050	11	2,851	30	5,874	63	219
4 cows	64	907	256	5,573	139,455	3,078,335	53	36	64,417	12	5,241	12	4,030	20	7,268	61	262
5 to 9 cows	477		3,443		1,999,343		467	405	1,611,846	59	40,474	31	14,633	59	28,124	465	3,799
10 to 14 cows	527	917	6,189	12,497	3,957,772	7,415,585	526	511	3,642,277	28	21,588	4	3,350	23	5,570	521	6,855
15 to 19 cows	384		6,405		4,287,242		384	383	4,046,271	7	8,198	3	1,728	16	2,824	383	7,003
20 to 29 cows	312	265	7,236	6,064	4,848,348	3,694,393	312	311	4,651,632	8	2,903	3	3,616	15	5,160	309	7,708
30 to 49 cows	104	80	3,689	2,781	2,564,790	1,723,188	104	104	2,437,554	5	896	3	1,720	6	1,985	104	3,962
50 cows and over	9	9	620	498	483,671	282,294	9	9	438,502	1	4,061	1	791	1	791	9	627
Columbia																	
Total	1,487	1,585	14,196	11,160	9,599,426	7,243,907	952	791	8,483,979	27	16,590	188	55,594	483	108,944	1,479	14,838
None	xxx	xxx	xxx	xxx	xxx	xxx	xxx	xxx	xxx	xxx	xxx	xxx	xxx	xxx	xxx	32	132
1 cow	313	604	313	893	170,872	455,102	38	12	3,614	1	200	26	2,834	140	16,072	297	411
2 cows	207		414		213,366		62	21	16,949	3	1,070	44	6,561	130	22,291	201	448
3 cows	105		315		151,487		50	25	30,894	3	1,050	28	8,045	62	15,091	100	310
4 cows	77	563	308	2,989	150,789	1,703,341	50	23	42,079	6	2,374	31	9,450	51	16,001	76	310
5 to 9 cows	210		1,374		794,604		180	143	583,044	4	1,000	49	18,755	76	27,326	205	1,470
10 to 14 cows	203	305	2,433	4,037	1,718,208	2,636,985	200	195	1,597,684	3	2,600	6	6,290	13	7,094	201	2,507
15 to 19 cows	138		2,278		1,651,199		138	138	1,594,079	2	214	----	-------	2	320	135	2,330
20 to 29 cows	155	81	3,607	1,854	2,477,540	1,343,513	155	155	2,397,408	3	1,242	3	3,459	6	4,429	153	3,705
30 to 49 cows	65	26	2,289	902	1,641,964	625,392	65	65	1,613,262	1	5,000	1	200	3	320	65	2,430
50 to 74 cows	11	4	585	245	427,075	228,885	11	11	413,794	------	-------	----	-------	------	-------	11	528
75 cows and over	3	2	280	240	202,322	250,889	3	3	191,172	1	1,840	----	-------	------	-------	3	257
Cortland																	
Total	1,519	1,661	26,298	24,258	18,901,325	16,258,838	1,365	1,256	17,570,484	43	53,303	110	46,410	227	70,101	1,494	28,271
None	xxx	xxx	xxx	xxx	xxx	xxx	xxx	xxx	xxx	xxx	xxx	xxx	xxx	xxx	xxx	27	302
1 cow	133	222	133	325	83,715	188,812	33	11	4,210	------	-------	23	2,183	60	10,051	120	163
2 cows	81		162		87,337		44	19	15,332	4	1,025	29	5,752	49	11,255	75	193
3 cows	40		120		72,487		31	16	23,639	6	1,978	15	4,424	19	5,950	38	120
4 cows	32	432	128	2,680	71,042	1,647,001	27	16	26,432	7	4,213	6	4,356	11	5,173	30	121
5 to 9 cows	181		1,280		795,485		178	154	640,326	12	9,074	18	9,997	25	12,968	170	1,335
10 to 14 cows	268	565	3,224	7,950	2,240,671	5,185,367	268	260	2,059,105	8	11,641	8	9,047	17	10,525	261	3,535
15 to 19 cows	242		4,051		2,782,970		242	239	2,604,515	3	10,089	6	2,806	21	4,372	238	4,284
20 to 29 cows	314	283	7,370	6,493	5,324,138	4,537,949	314	313	5,065,309	1	6,492	4	7,600	15	8,830	309	7,819
30 to 49 cows	179	123	6,350	4,347	4,702,452	3,111,424	179	179	4,496,658	1	6,771	1	245	9	727	177	6,695
50 to 74 cows	39	25	2,315	1,449	1,862,285	938,327	39	39	1,785,324	1	2,020	------	-------	1	250	39	2,425
75 to 99 cows	5	7	405	589	280,486	379,898	5	5	266,090	------	-------	----	-------	------	-------	5	437
100 cows and over	5	4	760	425	598,257	270,260	5	5	583,544	------	-------	----	-------	------	-------	5	842
Delaware																	
Total	3,289	3,612	67,925	67,806	41,099,456	40,606,811	3,044	2,882	38,380,740	36	15,894	304	104,715	1,123	192,732	3,255	71,606
None	xxx	xxx	xxx	xxx	xxx	xxx	xxx	xxx	xxx	xxx	xxx	xxx	xxx	xxx	xxx	41	457
1 cow	180	310	180	460	93,325	246,915	42	22	6,671	2	306	27	1,830	93	9,908	162	233
2 cows	118		236		112,072		58	22	11,199	3	420	45	7,615	81	15,541	110	290
3 cows	67		201		102,372		49	18	23,666	2	1,221	32	8,357	49	14,599	64	203
4 cows	60	650	240	3,775	112,934	2,118,901	50	39	56,405	1	200	19	8,033	30	10,686	57	257
5 to 9 cows	309		2,166		1,188,300		294	249	919,801	8	2,846	57	30,869	104	40,111	302	2,261
10 to 14 cows	402	1,135	4,852	16,469	2,693,648	9,749,299	401	388	2,479,526	2	1,190	28	24,120	138	32,942	391	5,058
15 to 19 cows	501		8,472		4,845,399		500	495	4,545,434	6	6,717	25	7,368	169	17,334	490	8,867
20 to 29 cows	920	881	21,789	20,911	12,998,568	12,506,763	919	919	12,365,473	4	1,780	32	2,384	288	22,155	911	22,614
30 to 49 cows	602	520	21,702	18,511	13,692,803	11,514,466	601	600	12,976,893	6	1,025	34	13,403	150	28,259	597	22,747
50 to 74 cows	112	95	6,401	5,443	4,084,752	3,346,075	112	112	3,862,179	2	189	5	736	19	2,577	112	6,750
75 to 99 cows	13	14	1,056	1,098	726,488	653,271	13	13	698,065	------	-------	----	-------	------	-------	13	1,073
100 cows and over	5	7	630	1,139	448,795	671,121	5	5	455,428	------	-------	----	-------	2	660	5	796

TABLE 19.—COWS MILKED AND MILK PRODUCED, 1939 AND 1929; DAIRY PRODUCTS SOLD AND BUTTER CHURNED, 1939; AND COWS KEPT FOR MILK APR. 1, 1940; BY NUMBER OF COWS MILKED, BY COUNTIES—Continued

(For explanation and definitions, see text)

STATE OR COUNTY AND NUMBER OF COWS MILKED	COWS MILKED				MILK PRODUCED (GALLONS)		DAIRY PRODUCTS SOLD, 1939						BUTTER CHURNED ON FARMS, 1939		COWS KEPT MAINLY FOR MILK PRODUCTION, APR. 1, 1940	
	Farms reporting		Number					Whole milk sold		Cream sold		Butter sold				
	1939	1929	1939	1929	1939	1929	Farms reporting	Farms reporting	Gallons	Farms reporting	Pounds of butterfat	Farms reporting	Pounds	Farms reporting	Pounds	Farms reporting	Number
NEW YORK—Contd.																	
Dutchess																	
Total	1,454	1,750	22,094	22,025	15,728,318	15,063,593	1,095	1,085	14,544,830	22	20,923	74	18,911	268	50,218	1,420	23,952
None	xxx	xxx	xxx	xxx	xxx	xxx	xxx	xxx	xxx	xxx	xxx	xxx	xxx	xxx	xxx	26	92
1 cow	214	464	214	660	114,081	337,775	30	21	7,220	1	26	11	924	68	6,040	192	254
2 cows	162		324		156,375		63	43	30,756	2	206	23	4,055	75	11,710	153	361
3 cows	79		237		109,333		40	31	34,062	3	900	9	1,236	36	6,482	76	245
4 cows	41	504	164	2,761	76,788	1,605,108	22	19	31,531	1	70	7	1,775	22	4,957	37	218
5 to 9 cows	176		1,215		743,374		158	143	571,384	6	4,820	17	5,783	39	11,441	169	1,293
10 to 14 cows	205	429	2,438	5,991	1,687,749	3,936,739	205	202	1,569,032	3	4,000	1	156	9	1,190	200	2,649
15 to 19 cows	180		3,003		2,001,669		180	179	1,874,259	2	6,376	3	4,332	11	6,267	176	3,149
20 to 29 cows	198	172	4,668	4,010	3,288,278	2,749,375	198	198	3,135,027	2	786	1	150	4	1,281	196	4,987
30 to 49 cows	130	125	4,834	4,527	3,606,001	3,398,492	130	130	3,459,634	———	———	1	200	3	550	127	5,147
50 to 74 cows	46	41	2,660	2,318	1,967,568	1,765,074	46	46	1,907,468	1	3,094	1	300	1	300	45	2,908
75 to 99 cows	17	7	1,445	593	1,133,996	331,044	17	17	1,105,376	———	———	———	———	———	———	17	1,696
100 cows and over	6	8	892	1,165	843,106	939,988	6	6	819,081	1	645	———	———	———	———	6	933
Erie																	
Total	4,326	4,553	31,952	30,449	20,519,522	19,588,537	2,915	2,539	17,528,518	175	105,008	408	124,282	1,207	238,091	4,263	34,284
None	xxx	xxx	xxx	xxx	xxx	xxx	xxx	xxx	xxx	xxx	xxx	xxx	xxx	xxx	xxx	73	246
1 cow	1,069	1,765	1,069	2,382	537,090	1,203,849	170	108	25,307	5	365	71	5,668	448	42,642	1,025	1,322
2 cows	639		1,278		586,692		283	184	100,398	25	5,807	101	16,827	326	51,169	617	1,443
3 cows	320		960		461,384		242	166	167,445	35	11,360	76	17,834	145	31,103	311	1,045
4 cows	245	1,715	980	9,505	532,108	5,999,652	208	156	310,656	24	9,408	51	18,391	86	27,800	238	1,112
5 to 9 cows	894		6,189		3,842,594		855	778	3,150,110	67	42,649	86	45,840	146	60,775	874	6,649
10 to 14 cows	475	782	5,563	10,492	3,707,040	6,950,205	473	465	3,443,638	10	4,766	15	12,129	31	14,529	467	5,812
15 to 19 cows	306		5,057		3,568,428		306	305	3,218,607	1	158	2	4,022	10	4,997	304	5,337
20 to 29 cows	260	204	5,965	4,716	3,994,056	3,193,955	260	259	3,852,519	5	4,412	4	1,440	8	2,445	256	6,139
30 to 49 cows	95	75	3,525	2,578	2,375,346	1,710,551	95	95	2,272,716	———	———	———	———	3	500	95	3,611
50 to 74 cows	17	9	976	505	645,713	294,800	17	17	621,612	1	6,975	———	———	———	———	17	993
75 cows and over	6	3	590	271	469,071	235,527	6	6	565,510	2	19,108	2	2,131	2	2,131	6	575
Essex																	
Total	1,277	1,534	8,331	9,656	5,010,509	5,447,241	816	512	3,278,947	209	192,051	189	52,168	590	126,345	1,248	9,106
None	xxx	xxx	xxx	xxx	xxx	xxx	xxx	xxx	xxx	xxx	xxx	xxx	xxx	xxx	xxx	16	60
1 cow	316	552	316	825	191,792	434,444	57	26	5,966	4	370	37	3,939	186	22,881	269	389
2 cows	202		404		222,440		77	22	9,509	19	5,405	43	6,279	152	26,554	192	432
3 cows	122		366		196,217		80	28	11,214	36	15,227	33	7,869	80	16,781	120	414
4 cows	71	655	284	3,525	146,640	1,813,769	56	17	19,567	27	12,230	21	5,307	44	10,789	71	317
5 to 9 cows	261		1,781		1,002,899		241	142	485,192	78	71,319	45	19,412	89	33,167	257	1,904
10 to 14 cows	162	260	1,882	3,378	1,109,486	1,960,953	162	138	836,161	27	50,763	10	9,342	28	12,573	161	2,043
15 to 19 cows	63		1,038		602,017		63	59	515,046	10	15,253	———	———	8	1,125	63	1,132
20 to 29 cows	51	44	1,148	1,011	717,202	621,162	51	50	677,607	1	1,400	———	———	1	25	50	1,174
30 cows and over	29	23	1,112	916	821,816	616,913	29	29	720,685	7	22,104	———	———	2	450	29	1,241
Franklin																	
Total	2,162	2,387	28,215	27,884	17,757,049	16,967,362	1,843	1,674	16,170,329	158	134,464	76	20,184	250	46,038	2,177	31,856
None	xxx	xxx	xxx	xxx	xxx	xxx	xxx	xxx	xxx	xxx	xxx	xxx	xxx	xxx	xxx	51	390
1 cow	243	422	243	592	125,166	297,661	57	18	6,610	2	264	19	1,786	95	10,233	232	340
2 cows	126		252		108,928		56	33	20,709	10	3,514	18	1,722	43	6,082	121	348
3 cows	95		285		139,314		71	46	56,626	15	6,267	13	2,405	26	5,782	93	382
4 cows	76	690	304	4,164	153,255	2,260,562	67	53	80,414	15	7,236	5	1,197	14	2,602	73	335
5 to 9 cows	374		2,618		1,450,454		365	305	1,104,491	69	60,881	11	5,823	36	10,669	370	2,949
10 to 14 cows	411	851	4,946	11,671	2,947,596	7,345,289	410	389	2,659,306	30	29,791	4	3,165	20	5,172	409	5,560
15 to 19 cows	340		5,709		3,569,721		340	334	3,345,084	9	14,438	5	4,033	12	5,175	335	6,167
20 to 29 cows	345	313	7,960	7,285	5,221,287	4,522,961	345	344	4,991,993	6	7,943	1	53	2	100	344	8,807
30 to 49 cows	126	97	4,384	3,397	2,945,620	2,042,948	126	126	2,827,635	2	4,330	———	———	2	225	123	4,891
50 to 74 cows	23	14	1,259	775	900,064	497,941	23	23	882,321	———	———	———	———	———	———	23	1,414
75 to 99 cows	3	———	253	———	195,644	———	3	3	195,140	———	———	———	———	———	———	3	273
Fulton																	
Total	954	995	7,422	7,594	4,565,195	4,627,055	583	422	3,543,876	36	26,752	204	59,310	463	112,307	931	8,115
None	xxx	xxx	xxx	xxx	xxx	xxx	xxx	xxx	xxx	xxx	xxx	xxx	xxx	xxx	xxx	15	60
1 cow	199	281	199	422	96,053	214,500	29	10	1,907	1	50	23	2,378	108	11,467	180	237
2 cows	147		294		122,883		47	20	6,702	1	200	30	4,046	110	15,372	144	352
3 cows	104		312		130,384		47	15	6,978	1	182	38	7,595	80	18,393	101	335
4 cows	60	402	240	2,187	118,015	1,115,610	40	16	14,880	1	500	32	8,245	45	13,200	56	252
5 to 9 cows	145		966		487,668		122	72	237,968	5	1,563	57	25,818	75	37,136	142	1,045
10 to 14 cows	111	238	1,330	3,174	799,172	2,046,192	110	102	688,574	5	6,879	10	7,339	14	9,352	109	1,479
15 to 19 cows	92		1,539		1,004,615		92	91	920,860	5	2,592	4	2,276	11	5,057	90	1,666
20 to 29 cows	72	58	1,683	1,323	1,202,043	875,909	72	72	1,103,036	11	11,004	7	1,433	14	3,585	70	1,756
30 cows and over	24	16	859	538	604,362	374,844	24	24	562,971	6	3,782	3	180	6	745	24	955
Genesee																	
Total	1,831	2,112	14,599	13,666	9,783,288	8,506,901	1,325	966	8,135,451	287	134,588	218	56,644	605	117,639	1,808	15,975
None	xxx	xxx	xxx	xxx	xxx	xxx	xxx	xxx	xxx	xxx	xxx	xxx	xxx	xxx	xxx	45	191
1 cow	306	671	306	1,025	145,277	513,471	55	17	2,457	10	1,057	33	3,388	144	14,810	279	373
2 cows	263		526		222,727		152	42	18,742	45	9,891	66	9,346	158	25,115	241	563
3 cows	168		504		235,023		111	42	33,316	54	19,040	34	8,423	82	17,382	162	539
4 cows	123	1,008	492	5,438	234,086	3,322,697	90	33	55,910	47	20,983	26	8,891	64	15,826	121	515
5 to 9 cows	405		2,735		1,609,612		373	280	1,123,391	102	60,637	47	22,098	102	34,731	399	2,839
10 to 14 cows	272	320	3,153	4,067	2,249,404	2,620,480	271	260	2,055,014	19	16,108	7	2,648	27	5,329	267	3,282
15 to 19 cows	133		2,177		1,537,539		133	133	1,452,462	5	3,040	2	440	9	1,400	133	2,346
20 to 29 cows	112	76	2,586	1,697	1,893,306	1,099,659	111	110	1,808,859	4	3,332	3	1,410	14	2,794	112	2,772
30 to 49 cows	39	31	1,436	1,075	1,051,524	733,901	39	39	1,004,492	1	500	———	———	2	150	39	1,559
50 to 74 cows	7	6	389	364	329,074	216,693	7	7	308,744	———	———	———	———	1	100	7	419
75 cows and over	3	———	295	———	275,716	———	3	3	272,064	———	———	———	———	———	———	3	597

TABLE 19.—COWS MILKED AND MILK PRODUCED, 1939 AND 1929; DAIRY PRODUCTS SOLD AND BUTTER CHURNED, 1939; AND COWS KEPT FOR MILK APR. 1, 1940; BY NUMBER OF COWS MILKED, BY COUNTIES—Continued

(For explanation and definitions, see text)

STATE OR COUNTY AND NUMBER OF COWS MILKED	COWS MILKED				MILK PRODUCED (GALLONS)		DAIRY PRODUCTS SOLD, 1939							BUTTER CHURNED ON FARMS, 1939		COWS KEPT MAINLY FOR MILK PRODUCTION, APR. 1, 1940	
	Farms reporting		Number					Whole milk sold		Cream sold		Butter sold					
	1939	1929	1939	1929	1939	1929	Farms reporting	Farms reporting	Gallons	Farms reporting	Pounds of butterfat	Farms reporting	Pounds	Farms reporting	Pounds	Farms reporting	Number
NEW YORK—Contd.																	
Greene																	
Total	1,309	1,495	13,070	12,048	7,719,723	6,895,255	969	799	6,384,032	39	20,683	234	86,597	474	141,895	1,292	13,934
None	xxx	xxx	xxx	xxx	xxx	xxx	xxx	xxx	xxx	xxx	xxx	xxx	xxx	xxx	xxx	19	108
1 cow	195	425	195	637	100,422	345,732	41	21	3,854	1	75	25	2,105	105	11,766	180	236
2 cows	162		324		162,633		65	25	8,669	4	1,275	47	8,169	104	20,586	158	370
3 cows	97		291		148,365		62	30	18,144	2	324	42	9,483	67	16,868	91	298
4 cows	72	600	288	3,239	130,459	1,840,952	47	30	26,646	3	1,870	26	8,125	47	14,764	69	288
5 to 9 cows	245		1,659		895,416		216	165	534,518	19	9,275	65	30,147	95	42,086	241	1,783
10 to 14 cows	206	337	2,452	4,449	1,414,252	2,698,491	206	199	1,253,295	2	2,540	15	11,621	21	14,390	205	2,586
15 to 19 cows	143		2,399		1,455,018		143	141	1,343,680	1	145	6	8,179	13	9,405	142	2,552
20 to 29 cows	123	89	2,868	2,074	1,767,568	1,149,420	123	122	1,624,068	4	2,685	7	7,590	17	10,477	121	2,962
30 to 49 cows	57	37	2,077	1,266	1,330,611	650,254	57	57	1,267,121	3	2,496	2	1,168	4	1,453	57	2,186
50 to 74 cows	9	7	517	383	314,999	215,406	9	9	304,057	———	———	1	10	1	120	9	555
Hamilton																	
Total	176	156	487	551	266,586	380,929	72	45	47,619	2	120	49	7,232	143	25,812	170	465
None	xxx	xxx	xxx	xxx	xxx	xxx	xxx	xxx	xxx	xxx	xxx	xxx	xxx	xxx	xxx	———	———
1 cow	56	69	56	111	33,267	77,851	8	6	610	———	———	2	45	36	3,054	51	57
2 cows	58		116		65,041		23	10	1,572	———	———	21	1,907	52	8,498	57	116
3 cows	22		66		40,185		13	7	515	———	———	11	1,625	21	4,705	22	62
4 cows	14	82	56	379	30,009	257,453	7	5	1,020	1	20	4	220	13	2,568	14	49
5 to 9 cows	22		142		67,964		17	13	17,602	1	100	10	3,035	19	6,232	22	130
10 cows and over	4	5	51	61	30,120	45,625	4	4	26,800	———	———	1	400	2	775	4	51
Herkimer																	
Total	1,950	2,103	35,152	35,005	25,428,992	23,647,964	1,747	1,641	24,051,459	19	7,460	176	67,983	402	103,217	1,912	37,477
None	xxx	xxx	xxx	xxx	xxx	xxx	xxx	xxx	xxx	xxx	xxx	xxx	xxx	xxx	xxx	24	157
1 cow	175	255	175	375	91,404	200,157	49	25	6,346	1	45	31	2,238	90	9,367	161	254
2 cows	108		216		109,230		61	37	14,135	3	572	38	7,413	68	12,677	105	354
3 cows	64		192		90,411		45	28	29,491	5	309	26	5,904	39	9,819	60	209
4 cows	36	405	144	2,427	79,966	1,536,180	32	19	34,807	———	———	18	7,077	24	9,543	33	158
5 to 9 cows	162		1,119		794,527		155	134	646,734	2	2,414	30	17,892	39	21,379	152	1,154
10 to 14 cows	246		2,932		2,064,934		246	243	1,935,015	———	———	5	8,835	19	10,987	237	3,121
15 to 19 cows	317	642	5,353	9,196	3,907,228	6,097,164	317	316	3,775,111	2	543	6	4,016	23	5,393	311	5,854
20 to 29 cows	507	506	12,178	11,994	8,807,229	8,317,832	507	504	8,443,766	3	2,767	12	12,686	59	17,760	499	13,005
30 to 49 cows	299	268	10,630	9,426	7,836,982	6,496,461	299	299	7,581,425	1	30	8	722	40	4,257	294	10,928
50 to 74 cows	31	23	1,768	1,243	1,290,887	805,278	31	31	1,251,385	1	180	1	500	1	1,000	31	1,863
75 cows and over	5	4	445	344	366,194	194,872	5	5	333,244	1	600	1	700	2	1,055	5	480
Jefferson																	
Total	3,714	4,204	58,349	59,179	39,734,501	41,186,964	3,491	3,328	36,570,067	164	124,702	373	110,966	1,324	212,540	3,632	61,347
None	xxx	xxx	xxx	xxx	xxx	xxx	xxx	xxx	xxx	xxx	xxx	xxx	xxx	xxx	xxx	50	536
1 cow	179	355	179	526	98,505	291,611	42	19	5,208	———	———	25	2,139	68	8,290	147	266
2 cows	128		256		130,211		86	51	35,388	5	927	41	5,058	67	10,246	106	275
3 cows	75		225		120,554		59	47	56,549	8	2,563	16	2,961	37	6,844	69	322
4 cows	94	1,055	376	6,498	207,208	4,333,943	78	64	128,968	9	3,426	14	5,061	30	6,961	90	397
5 to 9 cows	562		3,990		2,506,026		553	502	2,084,637	36	30,829	73	34,646	184	48,103	536	4,309
10 to 14 cows	769	1,776	9,238	24,985	6,018,851	17,717,171	766	754	5,556,837	31	14,542	55	15,243	246	28,844	749	9,641
15 to 19 cows	757		12,754		8,638,785		757	749	8,045,349	22	13,575	52	19,224	283	39,766	750	13,490
20 to 29 cows	834	788	19,488	18,244	13,453,036	12,691,593	834	830	12,662,434	33	30,385	72	9,834	300	34,482	823	20,246
30 to 49 cows	284	259	9,975	8,171	7,203,374	5,656,772	284	280	6,677,678	18	27,313	25	16,800	103	28,428	280	10,073
50 to 74 cows	28	6	1,548	316	1,140,053	184,121	28	28	1,102,269	2	1,142	———	———	5	476	28	1,542
75 to 99 cows	4	4	320	339	217,900	258,450	4	4	214,750	———	———	———	———	1	100	4	250
100 to 199 cows	———	1	———	102	———	53,303	———	———	———	———	———	———	———	———	———	———	———
Kings																	
Total	6	3	352	241	327,035	269,200	6	6	327,025	———	———	———	———	———	———	6	328
None	xxx	xxx	xxx	xxx	xxx	xxx	xxx	xxx	xxx	xxx	xxx	xxx	xxx	xxx	xxx	———	———
1 cow	———	———	———	———	———	———	———	———	———	———	———	———	———	———	———	———	———
2 cows	———	———	———	———	———	———	———	———	———	———	———	———	———	———	———	———	———
3 cows	———	———	———	———	———	———	———	———	———	———	———	———	———	———	———	———	———
4 cows	———	———	———	———	———	———	———	———	———	———	———	———	———	———	———	———	———
5 to 9 cows	———	———	———	———	———	———	———	———	———	———	———	———	———	———	———	———	———
10 to 14 cows	———	———	———	———	———	———	———	———	———	———	———	———	———	———	———	———	———
15 to 19 cows	———	———	———	———	———	———	———	———	———	———	———	———	———	———	———	———	———
20 to 29 cows	———	———	———	———	———	———	———	———	———	———	———	———	———	———	———	———	———
30 to 49 cows	3	———	90	———	87,025	———	3	3	87,025	———	———	———	———	———	———	3	101
50 cows and over	3	3	242	241	240,010	269,200	3	3	240,000	———	———	———	———	———	———	3	227
Lewis																	
Total	1,918	2,248	33,755	33,822	21,915,421	22,787,359	1,779	1,665	20,411,281	54	27,824	157	83,570	482	66,317	1,911	36,287
None	xxx	xxx	xxx	xxx	xxx	xxx	xxx	xxx	xxx	xxx	xxx	xxx	xxx	xxx	xxx	20	95
1 cow	104	265	104	374	57,699	190,217	28	12	3,469	1	22	19	1,522	51	4,987	97	159
2 cows	79		158		79,185		45	15	5,429	6	1,020	31	4,122	54	8,360	77	213
3 cows	56		168		87,134		44	20	21,572	7	2,591	22	4,210	32	7,109	53	186
4 cows	37	500	148	2,990	69,799	1,737,807	30	20	27,171	6	2,479	6	1,725	13	2,510	37	164
5 to 9 cows	236		1,701		982,097		226	206	786,334	16	9,404	24	8,122	58	10,858	231	1,948
10 to 14 cows	314	817	3,790	11,724	2,152,079	7,219,785	314	306	1,958,928	5	2,320	11	6,576	51	11,516	311	4,114
15 to 19 cows	319		5,380		3,291,220		319	316	3,093,921	6	4,808	10	647	62	4,212	315	5,745
20 to 29 cows	482	421	11,448	9,855	7,500,029	6,855,409	482	479	7,093,129	4	4,974	22	6,136	106	12,512	480	12,337
30 to 49 cows	267	227	9,519	7,913	6,697,270	5,941,162	267	267	6,434,171	2	116	9	387	47	3,263	266	9,905
50 to 74 cows	24	18	1,539	966	1,018,929	842,959	24	24	988,057	1	90	3	125	8	990	24	1,425

TABLE 19.—COWS MILKED AND MILK PRODUCED, 1939 AND 1929; DAIRY PRODUCTS SOLD AND BUTTER CHURNED, 1939; AND COWS KEPT FOR MILK APR. 1, 1940; BY NUMBER OF COWS MILKED, BY COUNTIES—Continued

(For explanation and definitions, see text)

STATE OR COUNTY AND NUMBER OF COWS MILKED	COWS MILKED				MILK PRODUCED (GALLONS)		DAIRY PRODUCTS SOLD, 1939						BUTTER CHURNED ON FARMS, 1939		COWS KEPT MAINLY FOR MILK PRODUCTION, APR. 1, 1940	
	Farms reporting		Number					Whole milk sold		Cream sold		Butter sold				
	1939	1929	1939	1929	1939	1929	Farms reporting	Farms reporting	Gallons	Farms reporting	Pounds of butterfat	Farms reporting	Pounds	Farms reporting	Pounds	Farms reporting	Number
NEW YORK—Contd.																	
Livingston																	
Total	1,660	1,954	17,579	16,844	12,028,749	10,625,964	1,372	1,095	10,589,576	158	89,082	230	70,133	458	119,651	1,605	18,273
None	xxx	xxx	xxx	xxx	xxx	xxx	xxx	xxx	xxx	xxx	xxx	xxx	xxx	xxx	xxx	29	203
1 cow	228	416	228	624	127,716	351,498	64	19	4,886	6	545	46	4,636	120	18,055	199	256
2 cows	173		346		188,483		103	33	27,161	17	6,081	66	11,244	96	21,648	165	384
3 cows	111		333		168,624		81	31	32,616	32	9,798	40	8,770	65	16,290	105	336
4 cows	87	901	348	5,086	205,479	5,029,363	80	38	68,585	30	15,537	26	11,454	47	18,360	82	383
5 to 9 cows	374		2,610		1,801,471		357	286	1,195,099	54	31,983	44	23,920	78	34,514	359	2,636
10 to 14 cows	282	461	3,813	6,070	2,317,619	4,047,721	282	274	2,134,696	9	9,788	5	9,839	16	11,291	274	3,469
15 to 19 cows	160		2,642		1,842,320		160	160	1,737,551	5	4,545	1	50	8	1,040	153	2,747
20 to 29 cows	155	111	3,578	2,571	2,606,322	1,715,273	155	154	2,489,978	1	9,000	2	220	6	483	150	3,712
30 to 49 cows	67	54	2,383	1,854	1,721,528	1,085,590	67	67	1,665,254	3	1,505	—	—	1	150	66	2,500
50 to 74 cows	17	11	957	639	706,278	398,519	17	17	698,115	1	300	—	—	1	40	17	1,039
75 to 99 cows	2	—	177	—	178,190	—	2	2	177,690	—	—	—	—	—	—	2	156
100 to 199 cows	4	—	464	—	364,719	—	4	4	362,185	—	—	—	—	—	—	4	472
Madison																	
Total	2,254	2,549	34,410	32,511	25,108,893	23,588,746	2,002	1,883	25,323,255	47	28,874	146	54,142	377	87,161	2,234	37,519
None	xxx	xxx	xxx	xxx	xxx	xxx	xxx	xxx	xxx	xxx	xxx	xxx	xxx	xxx	xxx	48	385
1 cow	195	402	195	553	104,387	316,460	48	19	4,465	2	150	31	2,408	88	9,717	177	258
2 cows	102		204		109,173		53	28	15,333	3	540	32	5,252	53	10,543	98	274
3 cows	53		159		82,485		38	18	18,848	7	1,712	23	3,763	33	8,072	51	188
4 cows	55	679	220	4,268	128,758	2,880,843	45	34	79,953	5	1,079	12	4,441	20	6,749	54	259
5 to 9 cows	310		2,259		1,507,712		302	281	1,273,739	16	12,347	22	13,104	42	16,259	300	2,376
10 to 14 cows	411	921	4,886	12,779	3,559,567	9,430,260	408	402	3,296,898	4	5,598	9	11,192	35	13,330	405	5,239
15 to 19 cows	434		7,241		5,220,743		434	432	4,923,458	3	2,904	8	5,715	45	8,590	430	7,743
20 to 29 cows	437	393	10,185	8,979	7,343,281	6,708,896	437	435	6,965,645	4	2,286	4	7,697	44	12,144	434	10,618
30 to 49 cows	211	144	7,527	5,004	5,643,335	3,666,345	211	210	5,392,557	1	1,470	5	570	15	1,582	211	7,967
50 to 74 cows	20	8	1,146	458	911,249	359,882	20	20	871,129	2	788	—	—	2	175	20	1,186
75 to 99 cows	3	—	260	—	203,292	—	3	3	196,972	—	—	—	—	—	—	3	380
100 to 199 cows	3	2	368	290	294,951	206,060	3	3	284,256	—	—	—	—	—	—	3	446
Monroe																	
Total	2,641	3,109	16,826	16,616	10,884,422	10,515,331	1,695	1,078	8,250,147	513	214,456	460	118,493	1,068	246,593	2,628	18,290
None	xxx	xxx	xxx	xxx	xxx	xxx	xxx	xxx	xxx	xxx	xxx	xxx	xxx	xxx	xxx	78	382
1 cow	676	1,204	676	1,752	353,026	891,485	106	35	19,462	16	2,159	63	5,548	365	41,986	629	822
2 cows	458		916		436,381		229	72	36,498	47	12,251	138	19,115	278	54,003	441	1,023
3 cows	270		810		367,786		195	52	39,682	66	22,819	109	27,131	177	48,382	265	890
4 cows	185	1,430	740	7,100	366,726	4,026,304	155	51	83,876	68	29,515	56	18,594	96	32,922	179	770
5 to 9 cows	487		3,232		1,953,651		447	318	1,315,870	91	66,564	81	40,283	127	57,150	483	3,424
10 to 14 cows	260	373	3,042	4,760	2,073,088	3,263,053	260	251	1,921,178	10	9,147	9	6,970	14	9,541	256	3,242
15 to 19 cows	132		2,155		1,516,687		132	130	1,413,196	4	10,760	2	300	5	387	127	2,296
20 to 29 cows	111	70	2,535	1,599	1,869,006	1,127,423	111	108	1,717,702	6	20,690	1	452	7	1,922	108	2,668
30 to 49 cows	46	26	1,588	868	1,107,060	620,289	46	46	1,048,177	3	1,563	1	100	1	300	46	1,725
50 to 74 cows	11	5	641	181	476,286	133,682	11	11	425,413	1	11,988	—	—	—	—	11	606
75 cows and over	5	3	491	376	364,725	253,095	5	4	231,093	1	27,000	—	—	—	—	5	444
Montgomery																	
Total	1,511	1,569	22,477	20,978	16,798,209	14,687,261	1,338	1,225	15,658,750	18	15,006	138	58,104	375	84,590	1,498	23,510
None	xxx	xxx	xxx	xxx	xxx	xxx	xxx	xxx	xxx	xxx	xxx	xxx	xxx	xxx	xxx	21	92
1 cow	115	174	115	264	68,678	159,108	21	5	1,307	3	300	13	940	53	5,875	107	144
2 cows	79		158		80,301		36	12	7,030	2	110	26	4,927	49	9,656	75	164
3 cows	41		123		62,801		27	8	12,844	1	300	19	6,182	23	9,003	40	129
4 cows	44	401	176	2,444	89,911	1,661,451	38	19	31,912	—	—	20	9,760	26	12,358	43	173
5 to 9 cows	198		1,402		982,162		185	158	779,323	5	4,897	51	20,191	38	22,457	192	1,501
10 to 14 cows	302	648	3,695	9,188	2,747,666	6,457,569	300	293	2,553,675	3	4,252	15	14,407	48	16,330	295	3,892
15 to 19 cows	294		4,906		3,731,750		293	292	3,568,591	1	250	5	1,245	52	3,447	291	5,172
20 to 29 cows	311	258	7,338	5,899	5,488,767	4,164,804	311	311	5,267,827	1	240	4	145	62	3,755	308	7,408
30 to 49 cows	117	80	3,956	2,761	3,071,885	1,957,081	117	117	2,973,458	2	4,657	5	307	22	1,559	116	4,108
50 cows and over	10	8	608	422	474,288	307,248	10	10	462,785	—	—	—	—	2	150	10	727
Nassau																	
Total	154	191	1,215	880	1,040,759	665,780	54	53	904,586	9	7,625	2	260	28	5,643	140	1,277
None	xxx	xxx	xxx	xxx	xxx	xxx	xxx	xxx	xxx	xxx	xxx	xxx	xxx	xxx	xxx	10	38
1 cow	60	158	60	157	29,900	83,818	4	3	660	—	—	1	10	14	1,205	58	65
2 cows	9		18		10,175		1	1	300	—	—	1	250	3	490	9	18
3 cows	9		27		9,452		3	3	8,615	—	—	—	—	3	238	8	25
4 cows	3	29	12	142	6,495	78,791	—	—	—	—	—	—	—	1	20	3	12
5 to 9 cows	9		64		55,566		4	4	18,138	—	—	—	—	5	1,490	8	65
10 to 14 cows	17	14	197	189	167,245	167,184	16	16	154,233	1	175	—	—	1	1,600	17	203
15 to 19 cows	7		117		84,484		7	7	80,089	2	1,802	—	—	—	—	7	130
20 to 29 cows	9	5	201	69	197,076	58,262	8	8	174,361	—	—	—	—	1	600	9	201
30 to 49 cows	6	5	185	173	129,340	143,825	6	6	118,714	3	5,648	—	—	—	—	6	234
50 cows and over	5	2	334	150	371,026	131,900	5	5	354,506	3	2,000	—	—	—	—	5	288
Niagara																	
Total	2,686	2,995	12,634	12,379	7,762,111	7,729,447	1,847	1,055	5,083,655	388	190,803	676	198,177	1,360	347,407	2,664	13,564
None	xxx	xxx	xxx	xxx	xxx	xxx	xxx	xxx	xxx	xxx	xxx	xxx	xxx	xxx	xxx	60	241
1 cow	667	1,352	667	1,965	327,756	1,061,765	173	58	14,001	19	2,481	113	9,400	397	44,654	623	798
2 cows	543		1,086		521,555		327	91	46,652	69	14,984	203	33,556	362	74,992	525	1,186
3 cows	300		900		455,591		252	71	64,096	80	28,285	120	32,328	195	56,135	296	936
4 cows	251	1,375	924	6,687	472,155	4,025,416	196	88	139,324	66	27,541	86	30,585	135	46,859	226	940
5 to 9 cows	593		3,884		2,397,188		569	410	1,596,085	126	80,992	154	78,280	217	106,080	586	4,086
10 to 14 cows	228	242	2,621	2,987	1,795,576	2,120,824	227	219	1,620,829	14	14,463	11	4,255	32	6,491	226	2,756
15 to 19 cows	75		1,244		852,601		74	71	776,700	4	7,220	3	4,450	13	5,650	75	1,511
20 to 29 cows	34	28	755	624	508,133	448,042	34	34	469,835	5	2,720	3	275	4	731	33	731
30 cows and over	15	2	553	116	435,756	77,400	15	15	356,151	5	12,317	3	5,450	5	5,815	14	579

TABLE 19.—COWS MILKED AND MILK PRODUCED, 1939 AND 1929; DAIRY PRODUCTS SOLD AND BUTTER CHURNED, 1939; AND COWS KEPT FOR MILK APR. 1, 1940; BY NUMBER OF COWS MILKED, BY COUNTIES—Continued

(For explanation and definitions, see text)

STATE OR COUNTY AND NUMBER OF COWS MILKED	COWS MILKED				MILK PRODUCED (GALLONS)		DAIRY PRODUCTS SOLD, 1939						BUTTER CHURNED ON FARMS, 1939		COWS KEPT MAINLY FOR MILK PRODUCTION, APR. 1, 1940	
	Farms reporting		Number					Whole milk sold		Cream sold		Butter sold				
	1939	1929	1939	1929	1939	1929	Farms reporting	Farms reporting	Gallons	Farms reporting	Pounds of butterfat	Farms reporting	Pounds	Farms reporting	Pounds	Farms reporting	Number
NEW YORK—Contd.																	
Oneida																	
Total	3,823	4,202	56,165	54,007	38,814,267	36,726,530	3,537	3,204	36,124,518	50	37,558	206	67,025	751	121,887	3,778	59,286
None	xxx	xxx	xxx	xxx	xxx	xxx	xxx	xxx	xxx	xxx	xxx	xxx	xxx	xxx	xxx	49	329
1 cow	335	578	335	851	181,375	471,902	55	27	10,221	2	174	30	2,655	125	13,114	302	413
2 cows	210		420		211,213		86	55	37,737	3	490	44	6,269	121	17,961	197	478
3 cows	96		288		154,390		66	51	74,308	3	570	21	4,570	40	9,137	93	321
4 cows	87	1,165	348	7,096	201,107	4,438,532	68	53	115,916	3	1,115	16	4,868	31	7,824	83	389
5 to 9 cows	623		4,443		2,838,589		598	565	2,429,778	13	6,149	46	22,706	92	30,497	601	4,631
10 to 14 cows	749	1,592	9,084	22,250	6,249,276	15,200,353	745	736	5,813,698	7	6,433	16	13,529	95	16,590	736	9,342
15 to 19 cows	651		10,909		7,544,854		647	647	7,139,782	4	778	11	308	89	4,289	649	11,667
20 to 29 cows	737	609	17,249	14,102	12,040,598	9,775,846	737	735	11,489,252	7	8,358	12	10,550	105	17,081	734	18,042
30 to 49 cows	293	229	10,308	7,959	7,251,342	5,667,867	293	293	6,934,507	6	7,541	10	1,570	48	5,044	292	10,693
50 to 74 cows	36	25	2,241	1,302	1,685,035	869,389	36	36	1,625,660	2	5,950	—	—	5	350	36	2,400
75 cows and over	6	6	540	467	456,488	302,641	6	6	453,659	—	—	—	—	—	—	6	561
Onondaga																	
Total	3,098	3,434	30,763	28,367	21,858,027	19,491,676	2,363	2,070	19,566,701	102	97,376	322	98,896	739	174,485	3,077	33,049
None	xxx	xxx	xxx	xxx	xxx	xxx	xxx	xxx	xxx	xxx	xxx	xxx	xxx	xxx	xxx	63	230
1 cow	601	1,036	601	1,444	312,254	767,746	123	58	15,899	5	434	67	6,632	257	29,521	557	749
2 cows	315		630		311,804		139	71	42,728	8	2,099	79	14,813	181	34,492	304	702
3 cows	156		468		249,100		112	65	74,245	11	7,338	45	8,059	80	16,678	151	514
4 cows	121	1,263	484	7,144	262,825	4,461,704	108	80	141,468	10	5,847	29	8,599	45	14,688	118	503
5 to 9 cows	575		4,001		2,543,456		553	483	2,046,721	40	35,851	71	36,689	102	48,920	565	4,342
10 to 14 cows	543	800	6,390	10,673	4,512,653	7,697,938	541	530	4,209,394	11	15,203	16	6,092	36	8,789	537	6,818
15 to 19 cows	344		5,759		4,197,290		344	342	3,966,774	7	2,854	10	16,772	20	18,439	341	6,106
20 to 29 cows	321	239	7,424	5,558	5,730,223	4,057,739	321	321	5,520,239	3	1,350	4	240	14	1,416	319	7,958
30 to 49 cows	99	86	3,544	2,973	2,722,876	2,120,626	99	97	2,577,360	6	19,660	1	1,000	4	1,542	99	3,672
50 to 74 cows	19	9	1,042	498	714,575	326,800	19	19	672,302	1	8,760	—	—	—	—	19	1,067
75 cows and over	4	1	420	77	300,971	59,123	4	4	299,571	—	—	—	—	—	—	4	388
Ontario																	
Total	2,276	2,736	13,744	12,999	8,519,528	7,920,351	1,739	964	5,858,009	481	270,361	517	160,106	1,034	280,257	2,238	14,809
None	xxx	xxx	xxx	xxx	xxx	xxx	xxx	xxx	xxx	xxx	xxx	xxx	xxx	xxx	xxx	57	238
1 cow	432	947	432	1,454	231,389	819,335	144	26	7,625	13	1,432	115	13,394	273	37,908	389	511
2 cows	362		724		366,391		229	47	25,119	78	21,839	133	24,303	245	49,229	349	786
3 cows	256		768		409,423		205	54	61,613	92	36,373	90	27,881	150	47,665	242	809
4 cows	221	1,502	884	7,294	466,249	4,278,088	188	69	84,167	94	50,092	64	22,475	120	39,745	214	907
5 to 9 cows	553		3,680		2,088,898		521	338	1,237,993	170	112,046	97	49,337	192	76,817	542	3,875
10 to 14 cows	254	248	2,954	3,127	1,937,959	2,086,820	254	257	1,699,367	20	24,359	12	5,164	33	8,923	247	3,084
15 to 19 cows	111		1,825		1,251,817		111	107	1,139,832	8	13,985	4	6,950	11	7,874	111	1,920
20 to 29 cows	61	30	1,398	700	939,307	456,005	61	60	871,136	2	3,640	1	20	5	654	61	1,534
30 to 49 cows	21	6	749	210	588,075	111,230	21	21	532,187	4	6,595	—	—	4	860	21	767
50 cows and over	5	3	330	214	239,920	168,853	5	5	198,970	—	—	1	10,582	1	10,582	5	378
Orange																	
Total	2,173	2,355	38,574	34,805	29,017,904	25,652,356	1,614	1,577	27,500,671	23	42,314	49	9,919	310	38,486	2,181	41,246
None	xxx	xxx	xxx	xxx	xxx	xxx	xxx	xxx	xxx	xxx	xxx	xxx	xxx	xxx	xxx	57	722
1 cow	415	683	415	892	238,022	454,979	48	41	12,802	1	30	9	724	141	11,440	392	438
2 cows	183		366		179,364		55	44	24,003	2	230	16	995	85	8,856	177	403
3 cows	59		177		94,823		23	18	19,355	—	—	7	1,222	31	4,955	59	215
4 cows	34	297	136	1,670	70,466	996,175	20	16	18,685	1	1,000	7	1,813	18	3,982	34	187
5 to 9 cows	114		800		519,735		100	96	410,762	3	1,091	4	1,270	18	3,589	110	815
10 to 14 cows	175	607	2,107	8,765	1,484,392	6,828,500	175	172	1,388,337	5	7,881	4	1,175	9	2,155	173	2,217
15 to 19 cows	251		4,257		3,255,955		251	248	3,120,473	4	10,878	1	2,200	3	2,667	246	4,488
20 to 29 cows	501	485	12,004	11,412	8,896,605	8,650,800	501	501	8,617,551	2	5,125	1	520	3	597	495	12,771
30 to 49 cows	365	235	12,995	8,345	9,952,195	6,106,230	365	365	9,705,045	3	9,084	—	—	2	245	362	13,435
50 to 74 cows	60	33	3,430	1,874	2,775,127	1,168,350	60	60	2,674,110	2	6,995	—	—	—	—	60	5,496
75 to 99 cows	5	6	420	473	338,950	314,948	5	5	325,490	—	—	—	—	—	—	5	459
100 cows and over	11	9	1,467	1,374	1,212,270	1,132,374	11	11	1,184,058	—	—	—	—	—	—	11	1,602
Orleans																	
Total	1,569	1,844	6,976	7,195	3,866,838	3,956,245	1,126	434	1,735,515	605	318,806	285	73,214	867	178,716	1,572	7,583
None	xxx	xxx	xxx	xxx	xxx	xxx	xxx	xxx	xxx	xxx	xxx	xxx	xxx	xxx	xxx	36	110
1 cow	281	720	281	1,122	128,139	591,724	57	12	3,686	15	1,962	37	2,864	150	17,114	271	355
2 cows	328		656		317,907		187	40	20,312	103	24,867	67	10,063	221	37,734	324	779
3 cows	266		798		401,120		223	44	34,008	146	59,057	70	16,873	176	38,675	262	879
4 cows	184	1,039	736	4,831	387,431	2,691,577	168	46	62,876	122	59,348	27	7,620	111	23,344	178	768
5 to 9 cows	371		2,394		1,340,051		352	170	545,273	188	133,890	73	33,324	175	56,188	363	2,453
10 to 14 cows	101	76	1,161	910	679,190	522,281	101	86	501,186	28	30,582	11	2,470	28	4,605	100	1,241
15 to 19 cows	21		341		217,593		21	19	186,100	2	8,700	—	—	3	490	21	346
20 to 29 cows	10	4	230	87	143,197	36,915	10	10	136,974	1	400	—	—	2	356	10	242
30 cows and over	7	5	379	245	252,210	113,748	7	7	245,100	—	—	—	—	1	210	7	410
Oswego																	
Total	3,158	3,552	26,619	26,899	16,608,201	17,626,150	2,423	2,133	14,495,095	116	79,465	313	72,111	886	158,653	3,181	29,883
None	xxx	xxx	xxx	xxx	xxx	xxx	xxx	xxx	xxx	xxx	xxx	xxx	xxx	xxx	xxx	136	514
1 cow	620	998	620	1,376	349,221	780,885	153	75	24,157	2	256	92	7,618	344	40,102	573	870
2 cows	322		644		333,758		172	100	71,016	12	1,988	87	11,732	186	32,924	515	750
3 cows	175		525		272,218		125	82	111,002	21	6,923	42	8,233	77	16,420	170	597
4 cows	169	1,478	676	8,483	351,057	5,319,025	141	112	201,293	13	8,282	26	7,195	51	14,705	162	835
5 to 9 cows	728		5,027		2,925,611		708	653	2,469,745	40	33,750	45	23,046	101	31,664	711	5,527
10 to 14 cows	516	828	6,100	10,823	3,870,085	7,376,769	516	507	3,582,568	16	16,923	9	4,989	51	8,850	510	6,611
15 to 19 cows	295		4,896		3,186,980		295	291	2,983,661	4	7,396	8	8,899	32	11,633	295	5,359
20 to 29 cows	241	203	5,491	4,609	3,592,292	3,086,220	241	241	3,425,207	5	825	2	311	34	2,406	240	5,907
30 to 49 cows	67	42	2,367	1,435	1,526,822	935,753	67	67	1,450,221	2	1,292	2	90	10	949	66	2,816
50 to 74 cows	5	3	273	173	200,157	127,500	5	5	176,227	1	1,830	—	—	—	—	5	297

TABLE 19.—COWS MILKED AND MILK PRODUCED, 1939 AND 1929; DAIRY PRODUCTS SOLD AND BUTTER CHURNED, 1939; AND COWS KEPT FOR MILK APR. 1, 1940; BY NUMBER OF COWS MILKED, BY COUNTIES—Continued

(For explanation and definitions, see text)

STATE OR COUNTY AND NUMBER OF COWS MILKED	COWS MILKED				MILK PRODUCED (GALLONS)		DAIRY PRODUCTS SOLD, 1939							BUTTER CHURNED ON FARMS, 1939		COWS KEPT MAINLY FOR MILK PRODUCTION, APR. 1, 1940	
	Farms reporting		Number					Whole milk sold		Cream sold		Butter sold					
	1939	1929	1939	1929	1939	1929	Farms reporting	Farms reporting	Gallons	Farms reporting	Pounds of butterfat	Farms reporting	Pounds	Farms reporting	Pounds	Farms reporting	Number
NEW YORK—Contd.																	
Otsego																	
Total	3,133	3,432	46,035	42,204	29,682,450	27,694,199	2,740	2,484	27,042,178	51	34,224	308	135,006	621	188,027	3,129	49,424
None	xxx	xxx	xxx	xxx	xxx	xxx	xxx	xxx	xxx	xxx	xxx	xxx	xxx	xxx	xxx	64	577
1 cow	270	499	270	738	145,407	423,388	52	21	3,955	3	343	32	3,477	127	13,146	253	420
2 cows	197		394		176,444		93	28	15,268	4	528	70	10,544	121	19,752	187	433
3 cows	108		324		166,267		78	24	25,284	4	2,480	58	18,641	76	25,896	105	401
4 cows	64	1,005	256	6,114	126,740	3,632,171	48	24	34,872	3	325	31	8,807	45	13,253	61	279
5 to 9 cows	447		3,208		1,907,171		422	362	1,503,008	11	5,334	71	44,108	109	55,111	435	3,453
10 to 14 cows	613	1,291	7,372	17,867	4,607,346	11,726,514	613	599	4,230,007	7	2,342	20	19,056	50	23,331	607	7,949
15 to 19 cows	587		9,809		6,215,938		587	581	5,855,999	1	450	12	17,023	39	19,619	579	10,340
20 to 29 cows	573	471	13,376	10,834	8,886,381	7,439,279	573	572	8,352,848	9	4,126	7	9,383	36	12,912	567	14,086
30 to 49 cows	238	146	8,460	5,189	5,766,589	3,492,278	238	237	5,495,853	8	14,602	5	1,465	16	2,255	235	8,754
50 to 74 cows	27	14	1,548	781	1,040,882	492,062	27	27	957,544	1	3,694	1	1,334	1	1,584	27	1,683
75 to 99 cows	3	3	254	267	193,700	163,875	3	3	140,693	———	———	———	———	———	———	3	281
100 cows and over	6	3	764	414	449,585	324,632	6	6	426,847	———	———	1	1,168	1	1,168	6	718
Putnam																	
Total	255	268	3,969	4,586	2,633,997	3,171,868	181	175	2,403,476	9	11,836	14	1,606	71	10,804	257	4,480
None	xxx	xxx	xxx	xxx	xxx	xxx	xxx	xxx	xxx	xxx	xxx	xxx	xxx	xxx	xxx	4	119
1 cow	44	61	44	96	28,407	50,151	10	8	1,673	———	———	2	120	17	1,689	43	56
2 cows	41		82		50,111		18	15	11,388	———	———	6	742	21	3,509	41	99
3 cows	15		45		19,471		6	5	1,400	1	700	———	———	8	860	15	44
4 cows	12	58	48	298	23,376	160,782	8	8	3,856	1	6	———	———	7	1,432	12	57
5 to 9 cows	25		173		87,867		21	21	66,184	1	92	5	684	12	1,976	25	183
10 to 14 cows	19	54	226	744	130,815	484,865	19	19	119,872	3	5,060	1	60	4	778	19	255
15 to 19 cows	19		323		199,072		19	19	182,665	———	———	———	———	———	———	18	321
20 to 29 cows	30	38	712	896	484,962	645,280	30	30	461,806	3	5,978	———	———	———	———	30	787
30 to 49 cows	34	37	1,245	1,313	793,950	899,121	34	34	769,272	———	———	———	———	1	40	34	1,352
50 to 74 cows	13	13	720	777	511,887	539,685	13	13	485,169	———	———	———	———	———	———	13	851
75 cows and over	3	5	351	462	304,079	391,984	3	3	300,191	———	———	———	———	1	720	3	376
Queens																	
Total	9	23	563	677	522,365	657,485	5	5	515,840	1	300	———	———	———	———	9	437
None	xxx	xxx	xxx	xxx	xxx	xxx	xxx	xxx	xxx	xxx	xxx	xxx	xxx	xxx	xxx	1	1
1 cow	2	15	2	15	750	8,998	———	———	———	———	———	———	———	———	———	1	1
2 cows	———		———		———		———	———	———	———	———	———	———	———	———	———	———
3 cows	1		3		350		———	———	———	———	———	———	———	———	———	1	3
4 cows	2	———	8	———	7,125	———	1	1	2,000	1	300	———	———	———	———	2	9
5 to 9 cows	———		———		———		———	———	———	———	———	———	———	———	———	———	———
10 to 14 cows	1	1	10	17	5,000	18,250	1	1	4,700	———	———	———	———	———	———	1	10
15 to 19 cows	———		———		———		———	———	———	———	———	———	———	———	———	———	———
20 to 29 cows	———	1	———	25	———	22,815	———	———	———	———	———	———	———	———	———	———	———
30 cows and over	3	6	540	620	509,140	607,422	3	3	509,140	———	———	———	———	———	———	3	413
Rensselaer																	
Total	1,976	2,053	16,315	14,298	11,131,675	9,537,640	1,413	1,160	9,498,261	49	28,778	312	115,208	752	197,854	1,965	18,288
None	xxx	xxx	xxx	xxx	xxx	xxx	xxx	xxx	xxx	xxx	xxx	xxx	xxx	xxx	xxx	51	135
1 cow	436	660	436	980	235,968	543,657	96	46	12,594	3	275	58	4,526	249	27,674	417	580
2 cows	251		502		244,737		108	51	27,766	8	775	64	8,903	188	30,993	244	616
3 cows	117		351		179,985		82	35	31,174	6	1,818	59	15,073	94	28,121	116	430
4 cows	103	864	412	4,866	220,335	3,094,301	83	45	69,141	8	2,067	48	20,107	67	28,587	99	430
5 to 9 cows	347		2,425		1,570,901		326	277	1,211,450	8	3,080	66	47,530	100	60,129	343	2,643
10 to 14 cows	349	417	4,051	5,417	2,754,062	3,688,249	346	336	2,533,290	7	5,455	11	14,604	33	18,357	343	4,353
15 to 19 cows	181		2,994		2,189,216		180	179	2,031,177	2	526	4	2,340	11	3,100	181	3,402
20 to 29 cows	146	78	3,345	1,764	2,428,106	1,256,779	146	145	2,311,561	3	5,184	2	125	8	443	145	3,678
30 to 49 cows	42	32	1,466	1,087	1,120,110	794,154	42	42	1,067,128	4	9,598	———	———	———	———	42	1,686
50 cows and over	4	2	333	184	208,255	160,500	4	4	203,000	———	———	———	———	2	450	4	335
Richmond																	
Total	9	5	127	5	111,854	2,350	5	5	107,390	———	———	———	———	1	100	8	127
None	xxx	xxx	xxx	xxx	xxx	xxx	xxx	xxx	xxx	xxx	xxx	xxx	xxx	xxx	xxx	———	———
1 cow	2	5	2	5	950	2,350	———	———	———	———	———	———	———	———	———	1	1
2 cows	4		8		4,440		2	2	2,190	———	———	———	———	1	100	4	8
3 cows	———		———		———		———	———	———	———	———	———	———	———	———	———	———
4 cows	———	———	———	———	———	———	———	———	———	———	———	———	———	———	———	———	———
5 cows and over	3		117		106,464		3	3	105,200	———	———	———	———	———	———	3	118
Rockland																	
Total	143	186	1,055	1,185	905,405	962,080	72	65	808,864	9	3,322	6	562	64	5,456	140	1,152
None	xxx	xxx	xxx	xxx	xxx	xxx	xxx	xxx	xxx	xxx	xxx	xxx	xxx	xxx	xxx	3	8
1 cow	55	114	55	158	28,657	88,866	11	7	2,376	3	370	1	60	30	2,046	52	57
2 cows	39		78		41,687		18	17	9,793	2	400	3	371	24	2,309	37	93
3 cows	8		24		14,365		3	2	3,495	1	500	———	———	6	786	7	20
4 cows	2	37	8	178	6,168	105,218	2	1	2,518	1	600	1	50	1	100	2	8
5 to 9 cows	10		65		44,337		9	9	38,375	———	———	1	81	2	185	10	67
10 to 14 cows	10	20	120	267	95,509	221,448	10	10	91,038	———	———	———	———	1	10	10	143
15 to 19 cows	7		122		103,654		7	7	99,641	1	252	———	———	———	———	7	133
20 to 29 cows	4	6	104	151	86,140	113,217	4	4	84,840	———	———	———	———	———	———	4	96
30 cows and over	8	9	479	431	484,888	433,531	8	8	476,788	1	1,200	———	———	———	———	8	507

TABLE 19.—COWS MILKED AND MILK PRODUCED, 1939 AND 1929; DAIRY PRODUCTS SOLD AND BUTTER CHURNED, 1939; AND COWS KEPT FOR MILK APR. 1, 1940; BY NUMBER OF COWS MILKED, BY COUNTIES—Continued

(For explanation and definitions, see text)

STATE OR COUNTY AND NUMBER OF COWS MILKED	COWS MILKED				MILK PRODUCED (GALLONS)		DAIRY PRODUCTS SOLD, 1939							BUTTER CHURNED ON FARMS, 1939		COWS KEPT MAINLY FOR MILK PRODUCTION, APR. 1, 1940	
	Farms reporting		Number					Whole milk sold		Cream sold		Butter sold					
	1939	1929	1939	1929	1939	1929	Farms reporting	Farms reporting	Gallons	Farms reporting	Pounds of butterfat	Farms reporting	Pounds	Farms reporting	Pounds	Farms reporting	Number
NEW YORK—Contd.																	
St. Lawrence																	
Total	5,329	6,073	85,052	90,375	52,586,559	56,238,957	4,958	4,601	48,231,755	696	389,035	181	81,749	591	128,875	5,273	92,389
None	xxx	xxx	xxx	xxx	xxx	xxx	xxx	xxx	xxx	xxx	xxx	xxx	xxx	xxx	xxx	104	916
1 cow	297	598	297	855	143,678	443,070	44	30	9,956	5	1,089	11	1,514	81	7,136	261	484
2 cows	188		376		169,139		101	61	38,555	19	5,174	26	2,814	75	9,821	174	457
3 cows	128		384		186,708		103	65	80,536	25	8,855	20	6,262	39	9,720	120	446
4 cows	112	1,260	448	7,810	211,158	4,381,280	107	80	119,421	24	10,965	11	2,848	20	5,320	106	505
5 to 9 cows	790		5,615		3,008,075		771	646	2,524,247	136	101,100	35	15,264	75	19,899	749	6,019
10 to 14 cows	1,055	2,506	12,687	36,031	7,416,980	22,554,725	1,053	1,002	6,649,498	70	79,897	24	16,372	78	22,994	1,029	15,756
15 to 19 cows	995		16,816		10,372,650		995	968	9,560,420	47	67,907	20	21,195	73	24,887	984	18,270
20 to 29 cows	1,235	1,286	28,715	30,141	18,183,168	19,044,301	1,235	1,220	17,118,431	49	73,527	25	14,069	109	21,448	1,219	30,540
30 to 49 cows	487	400	17,009	14,015	10,882,465	8,771,866	487	485	10,424,357	17	27,965	7	800	37	3,784	483	18,062
50 to 74 cows	36	22	2,025	1,231	1,470,152	804,732	36	36	1,389,788	5	10,344	1	600	2	840	36	2,128
75 cows and over	8	3	702	294	560,366	258,965	8	8	516,566	1	2,416	1	11	2	1,024	8	786
Saratoga																	
Total	1,982	2,046	14,316	13,514	9,478,175	8,005,577	1,368	1,058	7,708,684	47	47,183	363	107,321	855	203,605	1,942	15,760
None	xxx	xxx	xxx	xxx	xxx	xxx	xxx	xxx	xxx	xxx	xxx	xxx	xxx	xxx	xxx	31	114
1 cow	421	695	421	1,034	256,967	518,603	88	31	9,118	1	40	65	5,405	264	30,565	389	510
2 cows	355		710		367,688		165	76	49,589	6	854	103	15,117	265	45,551	340	766
3 cows	155		465		240,311		100	44	48,366	1	168	67	17,020	107	31,235	149	483
4 cows	105	889	420	4,806	229,670	2,816,261	91	53	85,303	6	1,490	42	15,459	63	22,314	102	436
5 to 9 cows	375		2,585		1,615,079		353	297	1,194,655	15	10,295	71	41,976	114	57,231	366	2,848
10 to 14 cows	273	365	3,192	4,787	2,187,041	3,020,371	273	260	1,954,061	10	18,076	13	11,769	24	14,185	271	3,565
15 to 19 cows	160		2,627		1,815,404		160	160	1,724,101	2	340	1	75	9	975	158	2,760
20 to 29 cows	100	74	2,305	1,686	1,671,889	1,041,301	100	100	1,619,051	2	2,350	———	———	4	250	99	2,556
30 to 49 cows	28	19	989	690	867,126	438,186	28	27	817,457	1	5,760	———	———	3	720	28	1,055
50 to 74 cows	7	2	372	110	267,155	40,400	7	7	251,255	1	4,052	———	———	1	1	6	381
75 to 99 cows	3	1	250	90	179,845	54,000	3	3	157,780	2	3,780	1	500	1	600	3	290
100 to 199 cows	———	1	———	111	———	76,455	———	———	———	———	———	———	———	———	———	———	———
Schenectady																	
Total	599	588	4,591	4,160	3,025,145	2,718,890	407	293	2,365,404	22	10,637	139	53,082	268	83,551	604	5,016
None	xxx	xxx	xxx	xxx	xxx	xxx	xxx	xxx	xxx	xxx	xxx	xxx	xxx	xxx	xxx	17	54
1 cow	121	166	121	236	58,348	135,828	20	4	545	———	———	18	1,383	61	6,427	116	162
2 cows	84		168		77,012		34	12	4,584	1	100	24	3,180	60	10,284	82	188
3 cows	45		135		65,825		25	10	6,836	1	300	20	4,727	35	8,294	44	154
4 cows	30	250	120	1,362	62,452	794,072	25	10	17,852	2	150	19	7,287	24	10,363	30	122
5 to 9 cows	124		876		543,317		110	74	311,004	11	5,731	46	29,109	57	38,826	122	894
10 to 14 cows	101	139	1,188	1,738	813,253	1,231,659	99	91	713,157	3	817	9	6,756	19	9,624	101	1,292
15 to 19 cows	49		809		543,766		49	47	493,140	2	1,384	2	540	7	1,084	47	653
20 to 29 cows	37	29	867	665	658,607	441,089	37	37	603,584	1	600	1	100	4	579	37	998
30 cows and over	8	4	307	161	222,585	116,242	8	8	212,722	1	1,555	———	———	1	70	8	319
Schoharie																	
Total	1,914	2,014	27,027	23,198	18,551,400	14,850,177	1,705	1,590	17,180,527	6	4,940	140	52,154	319	81,397	1,874	29,085
None	xxx	xxx	xxx	xxx	xxx	xxx	xxx	xxx	xxx	xxx	xxx	xxx	xxx	xxx	xxx	36	242
1 cow	146	246	146	369	77,327	214,134	45	18	4,650	———	———	30	3,368	76	10,321	118	191
2 cows	104		208		112,193		47	21	11,588	———	———	30	5,218	61	13,036	95	233
3 cows	57		171		82,624		36	19	19,003	1	100	21	4,580	31	6,485	52	166
4 cows	57	733	228	4,492	135,314	2,800,209	44	29	59,925	———	———	19	7,294	32	10,391	51	250
5 to 9 cows	340		2,494		1,649,254		323	299	1,414,974	1	160	25	24,478	46	28,454	325	2,653
10 to 14 cows	434	751	5,201	10,148	3,577,104	6,689,912	434	428	3,332,009	3	3,768	7	6,650	25	8,274	424	5,594
15 to 19 cows	321		5,349		3,802,558		321	321	3,609,879	———	———	2	271	12	835	321	5,877
20 to 29 cows	299	195	6,925	4,495	4,767,195	2,923,517	299	299	4,577,175	———	———	4	90	21	1,031	298	7,349
30 to 49 cows	130	72	4,582	2,489	3,053,172	1,504,919	130	130	2,917,144	———	———	1	25	9	1,550	128	4,855
50 to 74 cows	21	13	1,192	769	841,458	442,130	21	21	789,119	1	912	———	———	5	370	21	1,206
75 to 99 cows	2	2	166	158	111,000	85,356	2	2	107,500	———	———	———	———	———	———	2	176
100 to 199 cows	3	2	365	280	342,201	190,000	3	3	337,581	———	———	1	180	1	650	3	495
Schuyler																	
Total	894	1,077	3,786	4,051	2,027,529	2,461,354	663	324	1,113,711	190	78,509	244	51,557	504	111,338	880	3,948
None	xxx	xxx	xxx	xxx	xxx	xxx	xxx	xxx	xxx	xxx	xxx	xxx	xxx	xxx	xxx	11	21
1 cow	194	469	194	695	94,298	387,880	73	13	2,320	10	1,026	58	5,520	146	20,572	180	215
2 cows	214		428		209,308		129	34	18,415	35	9,275	80	11,788	160	31,241	210	465
3 cows	137		411		209,157		121	38	34,150	57	18,356	49	9,851	87	21,014	135	436
4 cows	80	546	320	2,482	183,514	1,472,208	84	39	59,073	32	11,569	28	9,414	46	18,912	89	371
5 to 9 cows	181		1,154		604,670		178	124	354,375	50	29,917	26	14,444	53	19,330	179	1,187
10 to 14 cows	45	54	522	652	292,600	462,785	45	43	252,142	4	4,151	3	560	11	2,169	44	527
15 to 19 cows	17		279		155,970		17	17	151,204	———	———	———	———	———	———	16	299
20 to 29 cows	13	6	287	130	182,038	79,558	13	13	165,448	———	———	———	———	1	100	13	269
30 cows and over	3	2	151	72	95,974	58,925	3	3	76,584	2	4,215	———	———	———	———	3	158
Seneca																	
Total	1,068	1,355	7,273	8,811	4,918,684	4,268,054	861	512	3,624,323	218	121,096	217	72,549	411	113,229	1,083	7,741
None	xxx	xxx	xxx	xxx	xxx	xxx	xxx	xxx	xxx	xxx	xxx	xxx	xxx	xxx	xxx	31	158
1 cow	199	499	199	756	125,908	455,916	67	20	7,250	8	1,165	43	5,048	116	18,178	184	261
2 cows	148		296		184,168		112	29	17,652	35	11,244	61	14,798	102	24,470	142	308
3 cows	111		333		197,609		98	25	30,823	43	14,375	47	15,511	67	20,387	107	341
4 cows	83	682	332	3,340	193,189	2,025,622	73	19	29,635	41	21,875	19	6,810	36	10,747	81	337
5 to 9 cows	268		1,826		1,203,790		254	172	787,525	71	46,952	41	28,599	61	34,468	260	1,853
10 to 14 cows	154	140	1,796	1,788	1,254,638	1,212,137	153	146	1,143,785	11	9,914	5	2,983	20	5,151	154	1,884
15 to 19 cows	55		924		805,818		54	52	523,859	5	5,812	1	800	5	1,308	55	1,032
20 to 29 cows	34	24	812	532	574,343	285,346	34	34	534,860	2	1,236	———	———	3	370	33	825
30 cows and over	16	8	755	395	579,241	289,033	16	15	548,954	2	8,725	———	———	1	150	16	744

TABLE 19.—COWS MILKED AND MILK PRODUCED, 1939 AND 1929; DAIRY PRODUCTS SOLD AND BUTTER CHURNED, 1939; AND COWS KEPT FOR MILK APR. 1, 1940; BY NUMBER OF COWS MILKED, BY COUNTIES—Continued

(For explanation and definitions, see text)

STATE OR COUNTY AND NUMBER OF COWS MILKED	COWS MILKED				MILK PRODUCED (GALLONS)		DAIRY PRODUCTS SOLD, 1939							BUTTER CHURNED ON FARMS, 1939		COWS KEPT MAINLY FOR MILK PRODUCTION, APR. 1, 1940	
	Farms reporting		Number					Whole milk sold		Cream sold		Butter sold					
	1939	1929	1939	1929	1939	1929	Farms reporting	Farms reporting	Gallons	Farms reporting	Pounds of butterfat	Farms reporting	Pounds	Farms reporting	Pounds	Farms reporting	Number
NEW YORK—Contd.																	
Steuben																	
Total	3,645	4,400	30,711	33,399	19,188,989	20,185,316	3,155	2,555	16,242,801	298	193,296	452	175,184	825	263,162	3,574	31,648
None	xxx	xxx	xxx	xxx	xxx	xxx	xxx	xxx	xxx	xxx	xxx	xxx	xxx	xxx	xxx	81	415
1 cow	393	825	393	1,281	209,789	712,241	129	40	11,898	15	1,932	82	9,276	200	29,425	355	509
2 cows	337		674		350,909		206	73	51,631	48	14,584	108	22,757	180	42,637	302	711
3 cows	250		750		394,604		199	100	124,232	47	16,799	68	24,983	108	36,259	239	815
4 cows	222	2,288	888	12,811	507,659	7,572,366	202	116	234,960	49	23,385	54	21,248	90	34,058	214	949
5 to 9 cows	1,157		7,917		4,658,255		1,136	975	3,690,406	104	86,973	108	65,413	172	80,447	1,121	7,976
10 to 14 cows	735	1,136	8,576	14,713	5,426,198	9,050,221	734	704	4,997,525	22	35,494	27	23,957	51	30,141	721	8,749
15 to 19 cows	315		5,217		3,379,356		315	314	3,149,406	4	2,344	1	50	10	1,180	310	5,217
20 to 29 cows	179	129	4,083	2,975	2,747,915	1,894,419	179	178	2,600,523	2	400	1	4,000	6	4,505	177	4,129
30 to 49 cows	46	36	1,573	1,260	987,770	771,905	46	46	912,352	3	2,138	1	300	4	885	45	1,532
50 to 74 cows	6	6	320	361	243,564	184,164	6	6	227,564	2	2,425	1	200	3	525	6	308
75 cows and over	3	------	320	------	302,992	------	3	3	242,304	2	6,822	1	3,000	1	3,100	3	340
Suffolk																	
Total	1,099	1,170	5,168	3,719	3,914,090	2,580,795	339	330	3,056,148	24	32,725	31	7,136	352	32,228	1,105	5,206
None	xxx	xxx	xxx	xxx	xxx	xxx	xxx	xxx	xxx	xxx	xxx	xxx	xxx	xxx	xxx	47	87
1 cow	655	967	655	1,218	342,965	585,507	95	90	18,061	1	10	10	224	184	11,213	607	662
2 cows	250		500		251,405		72	71	32,305	1	150	5	330	119	9,767	244	478
3 cows	52		156		72,273		25	23	20,995	3	415	4	407	16	1,973	50	153
4 cows	17	129	68	555	34,869	334,603	7	7	13,626	------	------	------	------	6	936	16	57
5 to 9 cows	31		204		131,503		27	27	107,751	3	1,882	3	220	12	1,553	30	197
10 to 14 cows	29	38	338	512	232,787	392,924	29	29	201,628	3	1,499	2	3,233	5	3,437	29	340
15 to 19 cows	23		388		312,308		22	22	284,076	2	2,089	1	60	1	100	22	388
20 to 29 cows	17	14	410	316	388,925	235,379	17	16	359,683	2	6,159	1	156	1	200	17	411
30 to 49 cows	28	14	1,004	473	902,425	409,474	28	28	802,388	5	11,940	4	1,750	6	2,243	26	1,049
50 to 74 cows	8	4	454	228	373,529	226,037	8	8	364,526	2	2,106	1	756	2	806	8	454
75 to 99 cows	2	2	165	157	142,253	122,969	2	2	141,253	------	------	------	------	------	------	2	181
100 to 199 cows	7	2	846	260	748,848	275,900	7	7	709,858	2	6,475	------	------	------	------	7	749
Sullivan																	
Total	2,234	2,538	16,435	16,190	9,443,357	9,894,789	1,508	1,317	7,569,282	53	10,884	267	70,645	849	162,771	2,179	17,328
None	xxx	xxx	xxx	xxx	xxx	xxx	xxx	xxx	xxx	xxx	xxx	xxx	xxx	xxx	xxx	33	114
1 cow	366	782	366	1,168	192,762	662,334	52	46	18,579	1	100	9	896	185	15,328	329	405
2 cows	355		710		357,626		138	86	45,967	9	1,288	68	8,709	231	36,240	333	751
3 cows	208		624		300,683		112	65	57,077	6	1,452	54	11,835	134	28,815	202	622
4 cows	116	1,193	464	6,422	235,918	3,742,967	71	49	67,687	4	520	32	7,905	69	15,732	113	493
5 to 9 cows	487		3,355		1,869,966		434	382	1,359,318	25	3,481	77	29,562	147	48,658	478	3,561
10 to 14 cows	386	484	4,448	6,158	2,601,521	3,922,660	385	373	2,342,568	8	2,413	19	8,217	51	12,462	381	4,640
15 to 19 cows	181		3,006		1,788,123		181	179	1,660,245	2	1,630	5	2,885	18	3,985	178	3,145
20 to 29 cows	106	80	2,424	1,814	1,464,483	1,208,070	106	106	1,385,230	------	------	3	636	12	1,451	104	2,534
30 cows and over	29	19	1,038	648	652,275	358,758	29	29	654,811	------	------	------	------	2	100	28	1,063
Tioga																	
Total	1,684	1,836	15,890	14,800	11,085,855	10,085,935	1,325	1,068	9,412,165	155	111,956	185	55,178	423	99,246	1,635	16,211
None	xxx	xxx	xxx	xxx	xxx	xxx	xxx	xxx	xxx	xxx	xxx	xxx	xxx	xxx	xxx	36	174
1 cow	270	463	270	670	158,629	416,596	62	23	6,625	2	330	38	4,536	136	18,376	233	344
2 cows	190		380		206,178		80	23	20,012	13	3,169	51	8,337	119	22,713	179	417
3 cows	86		258		145,096		69	23	28,108	25	8,765	32	7,528	45	11,205	83	281
4 cows	55	748	220	4,391	142,360	2,952,793	48	20	44,212	17	12,758	12	5,078	24	8,390	49	207
5 to 9 cows	376		2,631		1,739,346		360	289	1,297,268	52	40,157	39	21,694	67	28,362	362	2,706
10 to 14 cows	319	510	3,798	6,674	2,661,397	4,756,806	318	308	2,413,401	11	14,930	8	7,565	16	8,778	312	3,834
15 to 19 cows	200		3,281		2,416,422		200	196	2,217,511	8	20,169	3	375	9	765	200	3,381
20 to 29 cows	129	85	2,953	1,945	2,028,357	1,251,414	129	128	1,927,858	4	2,997	1	25	5	532	124	2,917
30 to 49 cows	56	27	1,927	948	1,473,737	638,342	56	55	1,355,986	3	8,681	1	40	2	125	54	1,830
50 to 74 cows	3	3	172	172	114,333	109,984	3	3	101,184	------	------	------	------	------	------	3	120
Tompkins																	
Total	1,504	1,778	11,705	11,311	7,971,976	7,472,746	1,050	762	6,450,202	201	127,865	189	44,843	495	102,520	1,494	12,592
None	xxx	xxx	xxx	xxx	xxx	xxx	xxx	xxx	xxx	xxx	xxx	xxx	xxx	xxx	xxx	37	138
1 cow	337	622	337	886	184,558	469,588	70	20	4,859	11	1,655	49	3,373	173	21,023	310	443
2 cows	230		460		251,725		112	38	25,966	40	8,070	52	9,694	139	27,289	222	529
3 cows	116		348		178,760		79	24	27,585	42	16,284	27	5,458	66	12,970	115	374
4 cows	91	740	364	3,955	179,002	2,453,176	70	55	55,951	28	14,954	23	5,227	36	9,346	91	367
5 to 9 cows	256		1,782		1,115,556		245	191	766,944	59	52,629	26	11,027	48	17,421	247	1,790
10 to 14 cows	222	549	2,592	4,515	1,792,156	3,118,062	222	204	1,552,424	18	25,715	8	6,264	22	9,256	221	2,761
15 to 19 cows	121		2,000		1,424,812		121	120	1,334,310	1	1,000	1	800	2	1,140	120	2,153
20 to 29 cows	88	42	2,036	956	1,480,574	696,388	88	87	1,395,328	1	3,308	------	------	2	650	88	2,144
30 to 49 cows	35	19	1,217	655	897,542	403,503	35	35	823,956	1	4,270	3	3,000	5	3,445	35	1,309
50 cows and over	8	4	569	364	487,511	332,029	8	8	464,919	------	------	------	------	------	------	8	584
Ulster																	
Total	2,079	2,491	14,337	14,508	9,408,024	9,376,945	1,257	1,066	7,630,488	34	22,583	286	85,048	797	174,759	2,065	15,112
None	xxx	xxx	xxx	xxx	xxx	xxx	xxx	xxx	xxx	xxx	xxx	xxx	xxx	xxx	xxx	40	139
1 cow	612	1,197	612	1,649	325,900	884,564	124	97	19,255	2	400	38	2,693	266	27,495	583	670
2 cows	366		732		356,008		163	115	48,661	1	300	76	11,633	216	35,404	355	806
3 cows	191		573		279,941		115	71	60,115	2	162	64	14,468	128	31,203	188	587
4 cows	97	849	388	4,392	190,119	2,587,482	72	48	56,200	2	440	34	9,625	61	17,326	96	402
5 to 9 cows	312		2,131		1,278,496		282	239	912,549	7	2,876	57	28,208	85	38,311	307	2,211
10 to 14 cows	190	297	2,252	4,018	1,510,955	2,673,650	190	166	1,361,299	5	3,605	5	6,750	16	9,236	188	2,318
15 to 19 cows	125		2,095		1,489,610		125	124	1,376,058	3	208	6	8,644	14	9,554	123	2,189
20 to 29 cows	124	98	2,890	2,243	2,087,414	1,643,316	124	124	1,987,270	5	1,191	2	242	5	1,575	123	3,067
30 to 49 cows	50	37	1,724	1,263	1,158,392	925,558	50	50	1,100,421	2	6,816	2	1,600	3	1,650	50	1,844
50 to 74 cows	7	9	399	550	288,381	404,620	7	7	258,438	3	4,951	2	1,185	3	3,025	7	372
75 to 99 cows	2	3	158	253	151,718	154,053	2	2	123,720	1	1,458	------	------	------	------	2	150
100 to 199 cows	3	1	385	160	333,090	123,700	3	3	326,502	1	196	------	------	------	------	3	357

TABLE 19.—COWS MILKED AND MILK PRODUCED, 1939 AND 1929; DAIRY PRODUCTS SOLD AND BUTTER CHURNED, 1939; AND COWS KEPT FOR MILK APR. 1, 1940; BY NUMBER OF COWS MILKED, BY COUNTIES—Continued

(For explanation and definitions, see text)

STATE OR COUNTY AND NUMBER OF COWS MILKED	COWS MILKED				MILK PRODUCED (GALLONS)		DAIRY PRODUCTS SOLD, 1939							BUTTER CHURNED ON FARMS, 1939		COWS KEPT MAINLY FOR MILK PRODUCTION, APR. 1, 1940	
	Farms reporting		Number					Whole milk sold		Cream sold		Butter sold					
	1939	1929	1939	1929	1939	1929	Farms reporting	Farms reporting	Gallons	Farms reporting	Pounds of butterfat	Farms reporting	Pounds	Farms reporting	Pounds	Farms reporting	Number
NEW YORK—Contd.																	
Warren																	
Total	807	786	3,220	3,216	1,967,395	1,792,462	584	154	771,528	44	34,885	262	79,404	606	162,860	780	3,377
None	xxx	xxx	xxx	xxx	xxx	xxx	xxx	xxx	xxx	xxx	xxx	xxx	xxx	xxx	xxx	10	26
1 cow	220	373	220	590	121,441	312,942	26	7	619	———	———	22	1,678	155	17,889	197	253
2 cows	217		434		221,213		72	26	6,357	2	388	58	7,359	179	32,528	212	455
3 cows	100		300		166,571		59	10	5,870	5	1,026	50	12,451	89	26,084	98	324
4 cows	72	347	288	1,594	159,944	847,008	43	9	13,478	2	170	36	8,550	80	16,704	69	293
5 to 9 cows	129		798		479,840		116	42	89,732	20	15,807	84	40,149	102	57,232	126	803
10 to 14 cows	32	50	377	622	254,481	375,814	31	24	165,279	6	5,488	9	7,276	14	9,369	31	377
15 to 19 cows	18		297		200,807		18	17	169,421	4	2,482	1	1,000	5	1,982	18	285
20 to 29 cows	15	13	360	306	233,125	193,468	15	15	209,185	4	5,190	2	941	2	1,072	15	412
30 to 49 cows	4	3	146	104	129,971	63,230	4	4	111,587	1	4,332	———	———	———	———	4	149
Washington																	
Total	2,405	2,581	29,281	28,404	20,879,961	18,996,116	2,108	1,909	19,093,182	64	69,420	184	67,897	383	104,736	2,370	32,299
None	xxx	xxx	xxx	xxx	xxx	xxx	xxx	xxx	xxx	xxx	xxx	xxx	xxx	xxx	xxx	38	241
1 cow	213	347	213	514	125,795	255,781	56	24	7,386	3	332	34	2,565	91	10,522	189	260
2 cows	154		308		162,036		71	27	14,563	3	692	47	8,212	89	17,782	141	341
3 cows	85		249		136,627		53	26	35,405	5	969	27	7,347	42	11,440	82	269
4 cows	66	927	264	5,742	172,063	3,797,825	55	36	87,674	5	2,595	15	5,138	27	8,270	65	290
5 to 9 cows	474		3,357		2,254,130		462	407	1,903,144	32	29,738	35	21,419	57	26,996	465	3,693
10 to 14 cows	598	956	7,113	12,955	5,106,430	8,899,082	595	581	4,742,549	9	13,990	16	12,507	42	15,309	585	7,535
15 to 19 cows	392		6,533		4,795,380		391	385	4,522,112	3	10,650	5	9,938	14	11,380	382	7,228
20 to 29 cows	315	275	7,213	6,305	5,180,421	4,270,739	315	313	4,926,948	2	9,894	5	771	19	2,631	313	7,976
30 to 49 cows	101	70	3,502	2,513	2,555,806	1,601,777	101	101	2,435,641	2	562	———	———	2	408	101	3,943
50 cows and over	9	6	529	375	421,273	170,912	9	9	417,760	———	———	———	———	———	———	9	523
Wayne																	
Total	2,980	3,479	13,705	15,010	8,016,256	8,960,133	1,963	948	5,199,226	688	272,115	483	102,612	1,325	260,502	2,934	14,811
None	xxx	xxx	xxx	xxx	xxx	xxx	xxx	xxx	xxx	xxx	xxx	xxx	xxx	xxx	xxx	67	359
1 cow	814	1,599	814	2,344	394,343	1,237,670	237	41	6,526	70	8,427	140	13,433	461	59,753	751	962
2 cows	639		1,278		581,159		372	53	24,907	197	43,580	154	23,094	393	75,057	616	1,387
3 cows	354		1,062		505,537		266	60	54,119	151	51,751	90	23,531	189	48,117	347	1,130
4 cows	221	1,522	884	7,432	419,392	4,253,185	188	55	84,309	109	43,178	48	16,971	116	31,497	217	898
5 to 9 cows	568		3,768		2,130,295		518	373	1,427,607	134	87,368	44	20,938	138	38,318	558	3,841
10 to 14 cows	231	307	2,684	3,938	1,723,222	2,617,522	229	217	1,518,628	19	27,141	5	4,365	21	5,885	228	2,611
15 to 19 cows	77		1,260		781,368		77	74	709,293	4	7,950	———	———	1	500	76	1,317
20 to 29 cows	56	37	1,233	837	886,124	551,230	56	55	822,491	2	2,500	———	———	3	820	54	1,281
30 cows and over	20	14	722	459	594,816	300,526	20	20	551,346	2	220	2	280	3	555	20	825
Westchester																	
Total	252	282	3,281	3,527	2,459,458	2,480,909	142	129	2,092,366	10	11,364	25	17,511	75	31,142	252	3,541
None	xxx	xxx	xxx	xxx	xxx	xxx	xxx	xxx	xxx	xxx	xxx	xxx	xxx	xxx	xxx	6	19
1 cow	42	71	42	104	23,060	54,773	6	4	920	———	———	4	294	15	1,002	40	50
2 cows	50		100		57,205		12	8	7,248	1	20	4	888	22	3,801	46	102
3 cows	24		72		29,659		8	6	3,373	2	77	4	370	13	2,679	24	74
4 cows	19	87	76	417	44,479	231,932	7	6	8,226	———	———	2	500	8	2,917	19	82
5 to 9 cows	18		109		70,336		10	9	28,000	———	———	2	300	8	2,479	18	108
10 to 14 cows	17	61	212	823	133,403	532,087	17	15	113,886	1	2,198	2	2,214	2	2,361	17	231
15 to 19 cows	17		284		215,164		17	16	190,065	1	500	2	404	4	3,122	17	274
20 to 29 cows	26	30	608	718	415,366	507,575	26	26	351,687	2	4,527	3	4,541	3	4,781	26	650
30 to 49 cows	28	26	964	942	758,265	725,357	28	28	707,390	2	3,931	2	6,000	2	6,000	28	1,051
50 to 74 cows	7	4	422	239	338,365	163,810	7	7	323,790	———	———	———	———	———	———	7	587
75 cows and over	4	3	392	284	374,156	265,375	4	4	357,783	1	113	———	———	———	———	4	553
Wyoming																	
Total	2,120	2,403	24,952	23,423	16,414,020	14,157,393	1,836	1,678	14,956,870	82	56,405	146	40,454	329	75,528	2,122	27,095
None	xxx	xxx	xxx	xxx	xxx	xxx	xxx	xxx	xxx	xxx	xxx	xxx	xxx	xxx	xxx	45	291
1 cow	218	375	218	530	114,087	286,580	56	20	6,014	2	325	40	3,897	100	12,177	209	286
2 cows	122		244		115,979		61	32	19,447	7	1,331	35	5,212	72	13,528	115	294
3 cows	77		231		113,361		57	34	40,529	16	5,187	19	2,953	33	6,198	74	275
4 cows	85	983	340	5,971	178,702	3,460,875	67	45	89,793	13	7,842	12	5,789	21	7,981	81	556
5 to 9 cows	511		3,623		2,123,020		492	448	1,748,306	33	21,082	35	18,994	68	27,852	500	3,982
10 to 14 cows	443	802	5,191	10,569	3,274,228	6,342,706	439	436	3,074,201	2	1,880	5	3,629	17	5,771	438	5,484
15 to 19 cows	287		4,759		3,298,587		287	286	3,108,167	4	1,896	———	———	7	1,140	285	5,073
20 to 29 cows	279	185	6,429	4,245	4,362,288	2,747,656	279	279	4,159,820	3	5,961	———	———	8	651	278	6,882
30 to 49 cows	85	55	2,995	1,915	2,134,133	1,193,424	85	85	2,029,983	2	10,899	———	———	3	250	84	3,136
50 to 74 cows	8	2	437	113	379,787	71,400	8	8	370,330	———	———	———	———	———	———	8	491
75 cows and over	5	1	485	80	319,850	54,750	5	5	310,280	———	———	———	———	———	———	5	585
Yates																	
Total	1,086	1,383	5,741	6,048	3,684,334	3,553,820	876	409	2,239,173	370	203,499	186	57,673	384	106,616	1,093	6,088
None	xxx	xxx	xxx	xxx	xxx	xxx	xxx	xxx	xxx	xxx	xxx	xxx	xxx	xxx	xxx	40	107
1 cow	197	539	197	806	115,277	468,048	69	13	3,637	16	2,239	43	5,132	107	16,357	188	245
2 cows	194		388		214,063		134	17	9,215	86	25,249	46	8,309	93	20,097	186	421
3 cows	136		408		248,255		125	26	26,923	79	35,786	35	10,453	63	19,042	132	421
4 cows	102	718	408	3,527	224,462	2,056,325	95	24	35,546	61	33,300	23	10,473	40	16,011	97	402
5 to 9 cows	276		1,751		1,043,284		273	159	576,605	109	81,278	32	16,656	63	25,503	270	1,770
10 to 14 cows	132	116	1,507	1,456	1,074,765	882,489	132	124	918,994	14	15,076	6	6,600	15	8,958	131	1,554
15 to 19 cows	29		464		324,012		28	27	290,812	2	1,409	1	50	2	410	29	451
20 to 29 cows	13	9	295	204	197,482	121,908	13	12	164,667	1	8,713	———	———	1	258	13	345
30 cows and over	7	1	323	55	242,734	25,050	7	7	212,774	2	2,449	———	———	———	———	7	374

TABLE 19.—COWS MILKED AND MILK PRODUCED, 1939 AND 1929; DAIRY PRODUCTS SOLD AND BUTTER CHURNED, 1939; AND COWS KEPT FOR MILK APR. 1, 1940; BY NUMBER OF COWS MILKED, BY COUNTIES—Continued.

(For explanation and definitions, see text)

STATE OR COUNTY AND NUMBER OF COWS MILKED	COWS MILKED				MILK PRODUCED (GALLONS)		DAIRY PRODUCTS SOLD, 1939							BUTTER CHURNED ON FARMS, 1939		COWS KEPT MAINLY FOR MILK PRODUCTION, APR. 1, 1940	
	Farms reporting		Number					Whole milk sold		Cream sold		Butter sold					
	1939	1929	1939	1929	1939	1929	Farms reporting	Farms reporting	Gallons	Farms reporting	Pounds of butterfat	Farms reporting	Pounds	Farms reporting	Pounds	Farms reporting	Number
NORTH CAROLINA																	
Total	180,072	152,609	309,594	268,373	143,428,605	119,992,505	45,512	11,521	26,149,569	6,871	1,776,160	33,375	5,092,310	161,953	27,778,389	179,816	333,101
None	xxx	xxx	xxx	xxx	xxx	xxx	xxx	xxx	xxx	xxx	xxx	xxx	xxx	xxx	xxx	6,599	8,508
1 cow	117,761	134,963	117,761	172,078	56,990,706	76,042,120	17,219	3,152	395,837	1,781	207,521	14,319	1,124,200	105,440	13,889,090	112,004	125,563
2 cows	44,167		88,334		36,787,114		16,064	2,992	798,309	2,955	577,847	12,145	1,575,034	41,049	8,648,039	43,285	90,395
3 cows	9,576		28,728		11,363,887		5,356	1,470	845,300	1,025	288,624	3,658	752,793	8,770	2,383,667	9,458	29,627
4 cows	3,562	16,028	14,248	63,152	5,719,861	25,543,780	2,467	919	787,611	452	170,894	1,548	488,165	3,207	1,094,860	3,513	14,748
5 to 9 cows	3,285		19,801		8,273,360		2,677	1,423	2,632,510	453	246,305	1,333	724,694	2,721	1,211,801	3,232	20,410
10 to 14 cows	636	1,062	7,317	13,792	3,654,511	7,134,137	625	504	2,376,295	84	55,597	203	201,837	372	264,688	628	7,684
15 to 19 cows	310		5,139		2,924,804		309	281	2,381,598	33	44,613	52	61,720	134	82,452	305	5,428
20 to 29 cows	413	278	9,510	6,425	5,576,952	3,691,218	413	401	4,908,120	44	39,074	65	57,835	153	81,475	412	10,449
30 to 49 cows	265	196	9,492	6,999	5,930,695	3,887,945	265	265	5,416,786	38	38,443	36	28,876	83	42,248	263	10,432
50 to 74 cows	77	56	4,429	3,221	2,846,029	1,901,516	77	75	2,529,539	18	66,012	12	21,271	13	22,654	77	4,831
75 to 99 cows	25	18	2,082	1,472	1,449,154	959,652	25	24	1,198,747	6	26,810	4	55,885	8	56,809	25	2,279
100 cows and over	15	10	2,753	1,234	1,931,732	832,137	15	15	1,878,917	2	14,420	———	———	3	606	15	2,747
Alamance																	
Total	2,019	2,028	4,706	4,384	2,264,110	2,019,222	926	197	582,759	82	36,383	760	150,763	1,874	474,890	2,030	5,091
None	xxx	xxx	xxx	xxx	xxx	xxx	xxx	xxx	xxx	xxx	xxx	xxx	xxx	xxx	xxx	26	34
1 cow	935	1,598	935	2,173	439,753	977,912	247	33	4,011	5	814	225	18,247	892	143,226	924	1,073
2 cows	697		1,394		615,864		369	51	9,961	30	7,453	327	51,160	669	180,935	694	1,448
3 cows	195		585		258,131		141	31	15,033	17	5,488	117	30,055	181	67,850	194	603
4 cows	79	393	316	1,614	155,853	693,398	62	18	11,569	13	7,636	51	20,656	73	37,278	79	319
5 to 9 cows	65		392		217,750		59	21	51,902	13	8,777	33	23,173	48	36,640	65	402
10 to 14 cows	20	29	240	383	131,829	206,732	20	16	83,037	3	1,215	6	7,336	8	8,656	20	252
15 to 19 cows	10		171		86,705		10	9	72,091	1	5,000	1	156	3	305	10	185
20 to 29 cows	8	7	186	164	113,200	104,680	8	8	111,450	———	———	———	———	———	———	8	194
30 to 49 cows	5	———	169	———	92,325	———	5	5	79,925	———	———	———	———	———	———	5	225
50 cows and over	5	1	318	50	152,700	36,500	5	5	143,780	———	———	———	———	———	———	5	358
Alexander																	
Total	1,648	1,494	2,562	2,366	1,255,661	1,081,394	620	111	70,717	122	25,353	433	47,952	1,531	275,671	1,629	2,728
None	xxx	xxx	xxx	xxx	xxx	xxx	xxx	xxx	xxx	xxx	xxx	xxx	xxx	xxx	xxx	23	29
1 cow	1,007	1,366	1,007	1,884	534,070	887,967	266	27	3,769	35	4,258	218	16,350	941	135,364	972	1,106
2 cows	492		984		448,780		244	34	11,673	59	12,279	164	20,244	461	101,650	486	984
3 cows	94		282		121,735		64	19	9,653	18	4,923	34	5,887	85	23,963	93	290
4 cows	26	127	104	470	45,731	188,783	17	11	8,698	3	488	8	1,665	21	6,252	26	113
5 to 9 cows	26		143		67,855		26	18	29,055	5	3,030	8	2,806	22	6,442	26	159
10 cows and over	3	1	42	12	17,490	4,644	3	2	7,869	2	375	1	1,000	1	2,000	3	45
Alleghany																	
Total	1,438	1,291	4,339	3,395	1,370,275	1,097,010	606	249	357,271	195	34,798	196	17,021	1,335	167,160	1,429	4,687
None	xxx	xxx	xxx	xxx	xxx	xxx	xxx	xxx	xxx	xxx	xxx	xxx	xxx	xxx	xxx	28	72
1 cow	363	790	363	1,254	138,699	448,150	40	6	1,415	11	803	27	1,816	335	31,992	347	438
2 cows	450		900		294,268		137	20	5,986	48	6,110	73	4,638	434	54,185	434	951
3 cows	218		654		202,545		118	34	21,008	51	8,464	37	3,582	206	27,561	216	727
4 cows	147	494	588	2,068	154,462	629,580	96	38	22,633	39	7,371	24	2,599	135	19,388	148	624
5 to 9 cows	226		1,410		442,561		181	120	182,265	43	11,045	33	4,151	200	30,374	226	1,438
10 to 14 cows	29	7	320	73	98,653	19,280	29	26	67,344	3	1,005	2	235	23	3,156	29	349
15 to 19 cows	1		15		7,900		1	1	7,000	———	———	———	———	1	300	1	15
20 to 29 cows	4	———	89	———	31,185	———	4	4	29,620	———	———	———	———	1	204	4	73
Anson																	
Total	1,821	1,848	2,957	2,655	1,216,989	1,127,684	387	54	106,804	73	14,930	310	32,575	1,760	312,696	1,825	3,196
None	xxx	xxx	xxx	xxx	xxx	xxx	xxx	xxx	xxx	xxx	xxx	xxx	xxx	xxx	xxx	45	64
1 cow	1,177	1,725	1,177	2,139	525,876	938,453	160	14	359	17	1,774	144	10,705	1,143	159,039	1,142	1,288
2 cows	492		984		373,378		140	14	3,203	34	5,116	111	10,264	480	108,074	486	973
3 cows	78		234		79,369		35	2	62	10	1,100	28	2,800	75	21,140	78	236
4 cows	28	118	112	445	41,229	155,196	15	5	4,275	5	1,320	9	1,652	24	8,331	28	117
5 to 9 cows	30		184		72,137		21	4	9,300	6	4,820	15	6,089	29	13,358	30	213
10 to 14 cows	9	4	109	44	51,450	20,385	9	9	33,090	———	———	3	1,065	6	2,419	9	115
15 to 19 cows	2		35		16,400		2	1	6,000	1	800	———	———	1	75	2	37
20 cows and over	5	1	122	27	57,150	13,650	5	5	50,515	———	———	———	———	2	260	5	153
Ashe																	
Total	3,540	3,209	8,595	7,659	2,625,845	3,035,083	1,183	554	509,942	96	17,984	621	37,616	3,276	321,770	3,473	9,157
None	xxx	xxx	xxx	xxx	xxx	xxx	xxx	xxx	xxx	xxx	xxx	xxx	xxx	xxx	xxx	50	75
1 cow	1,155	2,193	1,155	3,315	371,749	1,397,660	146	32	4,567	4	250	121	4,644	1,053	72,092	1,086	1,330
2 cows	1,247		2,494		768,084		352	110	36,725	33	4,275	236	12,456	1,181	116,103	1,214	2,650
3 cows	535		1,605		476,652		262	114	66,790	24	2,616	139	9,064	506	61,003	529	1,687
4 cows	259	991	1,036	4,009	293,980	1,520,788	152	88	65,474	12	2,612	62	4,239	239	30,876	255	1,098
5 to 9 cows	315		1,917		567,365		243	185	252,716	20	6,857	59	6,638	277	38,364	313	1,928
10 to 14 cows	21	24	228	300	68,515	114,810	20	17	44,735	2	700	1	125	13	2,207	18	206
15 to 19 cows	5		60		31,625		5	5	23,335	———	———	2	400	4	725	5	78
20 cows and over	3	1	80	35	47,875	1,825	3	3	15,800	1	674	1	50	3	400	3	105
Avery																	
Total	1,302	1,191	2,158	2,021	875,235	1,018,550	166	50	39,754	4	455	144	13,126	1,258	191,797	1,311	2,268
None	xxx	xxx	xxx	xxx	xxx	xxx	xxx	xxx	xxx	xxx	xxx	xxx	xxx	xxx	xxx	29	40
1 cow	725	1,040	725	1,455	321,843	768,738	45	12	1,120	———	———	43	2,832	697	83,950	707	803
2 cows	418		832		320,674		65	19	2,839	1	24	54	4,678	405	71,555	414	823
3 cows	108		318		114,475		36	14	3,379	1	43	31	2,527	103	21,713	106	325
4 cows	41	151	164	566	57,970	249,792	13	2	541	1	288	12	2,331	41	11,567	41	160
5 cows and over	14		119		60,273		7	3	31,875	1	100	4	758	12	3,012	14	117

TABLE 19.—COWS MILKED AND MILK PRODUCED, 1939 AND 1929; DAIRY PRODUCTS SOLD AND BUTTER CHURNED, 1939; AND COWS KEPT FOR MILK APR. 1, 1940; BY NUMBER OF COWS MILKED, BY COUNTIES—Continued

(For explanation and definitions, see text)

STATE OR COUNTY AND NUMBER OF COWS MILKED	COWS MILKED				MILK PRODUCED (GALLONS)		DAIRY PRODUCTS SOLD, 1939						BUTTER CHURNED ON FARMS, 1939		COWS KEPT MAINLY FOR MILK PRODUCTION, APR. 1, 1940	
	Farms reporting		Number					Whole milk sold		Cream sold		Butter sold				
	1939	1929	1939	1929	1939	1929	Farms reporting	Farms reporting	Gallons	Farms reporting	Pounds of butterfat	Farms reporting	Pounds	Farms reporting	Pounds	Farms reporting	Number
NORTH CAROLINA—Continued																
Beaufort																
Total	1,048	688	1,584	1,161	719,185	479,540	121	42	156,815	18	19,124	93	6,538	735	61,252	1,122	1,812
None	xxx	xxx	xxx	xxx	xxx	xxx	xxx	xxx	xxx	xxx	xxx	xxx	xxx	xxx	xxx	108	123
1 cow	872	639	872	748	369,192	298,692	76	23	1,674	7	642	60	3,740	604	44,988	839	913
2 cows	128		256		92,436		26	5	685	6	182	25	1,773	100	11,161	127	260
3 cows	20		60		23,372		5	4	576	1	30	4	645	18	3,321	20	61
4 cows	10	35	40	142	13,620	41,163	3	1	600	———	———	3	180	6	921	10	69
5 to 9 cows	9		54		18,415		2	1	4,500	1	1,500	———	———	4	441	9	48
10 to 14 cows	1	10	10	119	7,300	59,485	1	1	6,900	———	———	———	———	———	———	1	19
15 to 19 cows	1		16		12,600		1	1	12,600	———	———	———	———	———	———	1	20
20 to 29 cows	4	1	96	22	67,000	7,500	4	3	57,500	1	2,445	———	———	2	100	4	116
30 cows and over	3	3	160	130	115,250	72,700	3	3	71,600	2	14,325	1	200	1	300	3	188
Bertie																
Total	788	576	1,032	747	355,774	260,638	76	25	40,592	7	983	61	4,079	654	61,164	900	1,226
None	xxx	xxx	xxx	xxx	xxx	xxx	xxx	xxx	xxx	xxx	xxx	xxx	xxx	xxx	xxx	135	158
1 cow	673	556	673	629	238,599	215,628	50	14	1,350	3	242	41	2,103	559	46,749	652	691
2 cows	86		172		51,685		16	5	363	3	41	14	973	73	9,279	84	169
3 cows	19		57		15,405		6	2	204	———	———	5	503	16	3,866	19	93
4 cows	4	17	16	69	4,310	24,449	———	———	———	———	———	———	———	3	410	4	13
5 to 9 cows	3		19		7,175		1	1	5,475	———	———	———	———	2	260	3	19
10 cows and over	3	3	95	49	38,600	20,561	3	3	33,200	1	700	1	500	1	600	3	83
Bladen																
Total	1,721	1,145	2,301	1,511	825,879	511,871	149	62	34,556	33	14,884	91	5,215	1,467	111,486	1,631	2,322
None	xxx	xxx	xxx	xxx	xxx	xxx	xxx	xxx	xxx	xxx	xxx	xxx	xxx	xxx	xxx	102	154
1 cow	1,371	1,091	1,371	1,262	515,152	443,872	81	25	2,306	11	1,073	56	3,129	1,145	74,265	1,212	1,328
2 cows	277		554		171,200		36	23	1,844	4	708	26	1,266	256	27,221	250	479
3 cows	41		123		33,047		10	5	785	1	330	5	350	39	5,668	38	112
4 cows	16	52	64	213	18,543	63,539	8	2	195	5	1,234	3	220	14	2,033	14	66
5 to 9 cows	5		34		12,027		3	2	1,520	2	2,500	———	———	5	1,154	5	34
10 to 14 cows	6	2	67	36	34,270	4,460	6	2	3,156	6	4,989	1	250	5	795	6	72
15 cows and over	5		88		41,640		5	3	24,750	4	4,050	———	———	3	350	4	77
Brunswick																
Total	518	373	662	502	262,158	123,682	60	45	23,194	3	160	31	1,684	263	19,213	562	789
None	xxx	xxx	xxx	xxx	xxx	xxx	xxx	xxx	xxx	xxx	xxx	xxx	xxx	xxx	xxx	61	74
1 cow	428	352	428	407	174,260	95,280	36	25	2,895	2	60	19	758	210	13,624	413	480
2 cows	74		148		52,847		14	12	2,597	1	100	8	291	45	4,028	73	158
3 cows	9		27		10,477		6	4	3,355	———	———	4	635	5	945	9	24
4 cows	4	21	16	95	5,399	28,402	2	2	200	———	———	———	———	2	200	4	18
5 cows and over	3		43		19,175		2	2	14,147	———	———	———	———	1	416	2	37
Buncombe																
Total	4,390	3,294	10,399	10,065	5,636,540	5,159,572	1,714	667	2,408,335	22	15,618	1,327	199,164	4,015	728,515	4,369	11,258
None	xxx	xxx	xxx	xxx	xxx	xxx	xxx	xxx	xxx	xxx	xxx	xxx	xxx	xxx	xxx	89	138
1 cow	2,652	2,437	2,652	3,372	1,472,956	1,714,395	655	223	35,401	1	200	556	47,085	2,457	332,801	2,565	2,912
2 cows	1,087		2,174		994,332		538	163	51,086	4	975	473	62,459	1,044	220,286	1,085	2,280
3 cows	302		906		393,765		207	64	44,007	5	1,108	157	34,894	275	81,801	302	961
4 cows	119	697	476	2,858	201,063	1,252,541	96	39	30,003	3	1,680	73	27,352	109	43,421	119	528
5 to 9 cows	112		688		513,535		102	65	148,364	4	6,235	55	22,786	82	37,118	111	693
10 to 14 cows	43	91	514	1,279	286,455	675,860	43	39	237,741	1	50	7	2,221	17	5,091	43	566
15 to 19 cows	22		352		205,741		22	22	192,747	———	———	2	179	11	1,529	22	385
20 to 29 cows	29	40	668	937	414,795	570,215	29	28	358,956	2	2,450	3	1,268	11	3,748	29	775
30 to 49 cows	16	21	561	738	383,485	417,413	16	16	355,735	2	2,920	1	940	8	2,520	16	638
50 to 74 cows	4	2	246	130	172,463	89,060	4	4	160,463	———	———	———	———	———	———	4	299
75 to 99 cows	1	2	95	165	87,600	119,250	1	1	84,000	———	———	———	———	———	———	1	75
100 cows and over	3	4	1,067	586	710,350	320,838	3	3	709,850	———	———	———	———	1	200	3	1,006
Burke																
Total	1,817	1,646	3,147	2,697	1,625,841	1,353,639	744	234	368,725	158	24,570	516	65,759	1,654	290,598	1,808	3,226
None	xxx	xxx	xxx	xxx	xxx	xxx	xxx	xxx	xxx	xxx	xxx	xxx	xxx	xxx	xxx	24	24
1 cow	1,169	1,488	1,169	1,945	624,346	1,014,374	327	78	12,043	61	6,384	244	21,420	1,053	142,591	1,141	1,282
2 cows	497		994		460,240		293	87	22,343	71	12,136	195	25,914	473	101,295	493	968
3 cows	88		264		115,683		73	30	10,490	17	4,270	53	9,960	85	27,413	87	289
4 cows	27	147	108	552	53,610	258,255	19	11	9,504	4	715	14	4,179	24	10,164	27	112
5 to 9 cows	21		133		89,533		17	14	32,441	2	700	7	3,750	14	7,322	21	124
10 to 14 cows	6	7	70	76	31,829	36,880	6	5	22,799	———	———	2	200	3	1,325	6	73
15 to 19 cows	2		33		13,855		2	2	12,970	———	———	———	———	1	152	2	33
20 to 29 cows	———	1	———	25	———	18,000	———	———	———	———	———	———	———	———	———	———	———
30 to 49 cows	4	3	156	99	112,525	28,130	4	4	108,315	———	———	———	———	———	———	4	121
50 cows and over	3	———	220	———	144,220	———	3	3	137,820	1	365	1	336	1	336	3	240
Cabarrus																
Total	1,497	1,765	4,231	4,182	1,983,461	1,795,899	698	131	582,821	209	51,537	469	143,330	1,327	301,035	1,490	4,561
None	xxx	xxx	xxx	xxx	xxx	xxx	xxx	xxx	xxx	xxx	xxx	xxx	xxx	xxx	xxx	43	68
1 cow	545	1,323	545	1,877	262,849	763,197	114	10	880	35	3,256	76	5,970	473	50,788	515	610
2 cows	516		1,032		419,258		259	24	6,567	93	17,986	172	28,954	473	86,076	503	1,047
3 cows	219		657		261,753		138	24	6,607	47	14,096	95	23,789	201	51,620	215	661
4 cows	79	412	316	1,670	128,581	706,586	62	10	3,521	18	5,950	48	19,244	74	30,580	79	317
5 to 9 cows	94		577		248,592		81	28	41,481	11	2,807	65	41,375	85	54,119	92	625
10 to 14 cows	13	17	144	222	73,425	106,795	13	6	21,650	2	746	10	12,090	11	14,240	13	160
15 to 19 cows	8		100		54,685		8	5	42,950	1	2,600	———	———	2	455	5	112
20 to 29 cows	11	6	239	149	134,125	66,868	11	10	105,075	———	———	1	5,000	4	5,920	11	282
30 to 49 cows	11	6	392	208	214,255	107,017	11	11	170,575	1	2,496	1	450	5	755	11	448
50 cows and over	3	1	229	56	186,140	45,456	3	3	183,515	1	1,600	1	6,500	1	6,500	3	251

TABLE 19.—COWS MILKED AND MILK PRODUCED, 1939 AND 1929; DAIRY PRODUCTS SOLD AND BUTTER CHURNED, 1939; AND COWS KEPT FOR MILK APR. 1, 1940; BY NUMBER OF COWS MILKED, BY COUNTIES—Continued

(For explanation and definitions, see text)

STATE OR COUNTY AND NUMBER OF COWS MILKED	COWS MILKED				MILK PRODUCED (GALLONS)		DAIRY PRODUCTS SOLD, 1939							BUTTER CHURNED ON FARMS, 1939		COWS KEPT MAINLY FOR MILK PRODUCTION, APR. 1, 1940	
	Farms reporting		Number					Whole milk sold		Cream sold		Butter sold					
	1939	1929	1939	1929	1939	1929	Farms reporting	Farms reporting	Gallons	Farms reporting	Pounds of butterfat	Farms reporting	Pounds	Farms reporting	Pounds	Farms reporting	Number
NORTH CAROLINA—continued																	
Caldwell																	
Total	2,155	1,700	3,532	3,218	1,639,091	1,636,421	657	238	233,674	55	15,116	517	69,758	1,979	319,990	2,088	3,589
None	xxx	xxx	xxx	xxx	xxx	xxx	xxx	xxx	xxx	xxx	xxx	xxx	xxx	xxx	xxx	38	42
1 cow	1,375	1,440	1,375	1,965	694,010	1,026,595	285	112	15,770	11	1,390	225	17,992	1,245	156,974	1,303	1,418
2 cows	580		1,180		491,995		236	72	14,792	25	5,434	192	23,449	561	106,060	561	1,178
3 cows	128		378		146,661		78	20	6,735	9	3,364	60	13,637	120	33,379	125	370
4 cows	32	241	128	913	58,719	413,187	26	11	5,089	2	680	23	7,997	31	13,227	31	136
5 to 9 cows	21		132		59,816		21	12	14,992	7	3,448	16	5,683	19	9,125	20	115
10 to 14 cows	———	13	———	159	———	86,887	———	———	———	———	———	———	———	———	———	———	———
15 to 19 cows	3		53		26,725		3	3	25,600	———	———	———	———	———	———	2	32
20 to 29 cows	5	3	114	87	56,844	36,600	5	5	50,394	1	800	1	1,000	3	1,225	5	107
30 cows and over	3	3	172	114	104,321	73,152	3	3	100,302	———	———	———	———	———	———	3	191
Camden																	
Total	412	408	628	562	220,723	245,273	80	14	10,272	3	581	74	4,773	342	37,625	426	716
None	xxx	xxx	xxx	xxx	xxx	xxx	xxx	xxx	xxx	xxx	xxx	xxx	xxx	xxx	xxx	19	27
1 cow	267	380	267	464	109,365	214,223	40	4	307	———	———	39	2,252	223	21,453	263	302
2 cows	105		210		61,858		27	3	960	———	———	25	1,427	88	10,863	104	225
3 cows	25		75		21,412		10	6	4,005	1	35	8	814	19	2,159	25	80
4 cows	9	28	36	98	10,375	31,050	1	———	———	1	296	1	30	7	1,500	9	39
5 cows and over	6		40		17,715		2	1	5,000	1	250	1	250	5	1,650	6	43
Carteret																	
Total	269	185	456	355	193,950	139,434	51	25	66,875	20	2,182	25	1,729	151	12,391	268	492
None	xxx	xxx	xxx	xxx	xxx	xxx	xxx	xxx	xxx	xxx	xxx	xxx	xxx	xxx	xxx	13	14
1 cow	208	162	208	178	90,450	62,049	30	11	1,494	12	828	19	849	116	8,564	196	238
2 cows	37		74		21,003		6	1	60	2	190	3	530	24	2,662	36	74
3 cows	8		24		8,495		2	———	———	1	400	1	150	5	630	7	20
4 cows	7	16	28	62	9,610	16,245	5	5	6,005	4	431	2	200	4	450	7	24
5 to 9 cows	3		21		7,340		2	2	6,040	———	———	———	———	1	75	3	21
10 to 14 cows	1	7	10	115	6,480	61,140	1	1	6,000	———	———	———	———	———	———	1	8
15 cows and over	5		91		50,572		5	5	47,276	1	333	———	———	1	10	5	93
Caswell																	
Total	2,261	2,055	3,220	2,675	1,349,671	1,158,483	311	23	48,718	7	5,190	300	40,491	2,129	456,124	2,231	3,367
None	xxx	xxx	xxx	xxx	xxx	xxx	xxx	xxx	xxx	xxx	xxx	xxx	xxx	xxx	xxx	62	68
1 cow	1,564	1,973	1,564	2,354	664,279	1,031,985	128	7	568	———	———	126	9,380	1,470	237,589	1,487	1,627
2 cows	572		1,144		447,413		125	3	85	1	300	123	14,588	542	159,916	558	1,128
3 cows	90		270		104,292		29	1	100	———	———	28	4,747	82	33,528	89	261
4 cows	14	79	56	272	26,295	104,598	8	2	535	2	1,700	6	2,150	14	8,090	14	53
5 to 9 cows	16		93		45,639		16	6	4,980	3	1,110	13	8,326	16	14,570	16	118
10 to 14 cows	1	3	14	49	7,000	21,900	1	———	———	1	2,080	———	———	1	156	1	10
15 cows and over	4		79		54,753		4	4	42,450	———	———	4	1,300	4	2,275	4	102
Catawba																	
Total	2,672	2,542	5,074	4,692	2,634,582	2,364,076	1,461	252	406,268	624	137,301	819	113,953	2,435	397,219	2,668	5,253
None	xxx	xxx	xxx	xxx	xxx	xxx	xxx	xxx	xxx	xxx	xxx	xxx	xxx	xxx	xxx	21	24
1 cow	1,398	2,191	1,398	3,046	749,873	1,491,457	514	60	7,269	210	24,055	309	22,700	1,270	154,016	1,388	1,518
2 cows	892		1,784		851,797		599	75	19,766	269	49,033	346	41,078	826	147,007	880	1,814
3 cows	218		654		314,618		193	41	27,190	89	23,514	100	21,157	199	47,419	216	642
4 cows	84	322	336	1,144	203,300	554,264	79	28	27,841	37	11,221	37	12,008	77	23,387	84	353
5 to 9 cows	52		299		143,817		48	23	39,880	14	6,056	24	13,880	46	20,360	52	290
10 to 14 cows	10	23	111	323	76,295	188,055	10	9	51,520	2	3,746	2	2,830	6	5,450	10	122
15 to 19 cows	2		35		23,000		2	1	6,000	1	6,516	———	———	2	200	2	35
20 to 29 cows	9	3	197	66	119,485	41,975	9	9	111,850	———	———	———	———	6	560	8	182
30 cows and over	7	3	260	113	152,397	88,325	7	6	114,952	2	13,160	1	300	3	800	7	273
Chatham																	
Total	2,517	2,522	4,688	4,105	2,058,318	1,674,288	757	95	514,008	11	3,773	684	75,216	2,309	447,829	2,509	5,175
None	xxx	xxx	xxx	xxx	xxx	xxx	xxx	xxx	xxx	xxx	xxx	xxx	xxx	xxx	xxx	71	144
1 cow	1,510	2,266	1,510	2,943	731,357	1,213,913	295	15	1,969	1	200	292	20,257	1,408	221,949	1,449	1,662
2 cows	732		1,464		559,124		276	21	4,721	1	136	264	23,948	680	151,454	720	1,539
3 cows	155		465		151,897		80	3	208	4	1,190	77	12,430	139	42,460	150	501
4 cows	47	238	188	917	62,185	327,045	36	3	590	1	400	35	9,664	44	17,880	47	215
5 to 9 cows	27		167		90,295		24	8	23,515	3	1,287	15	6,117	19	10,467	27	177
10 to 14 cows	17	17	210	215	119,385	113,330	17	16	106,405	1	560	1	800	8	2,425	16	203
15 to 19 cows	12		201		113,115		12	12	107,400	———	———	———	———	6	504	12	233
20 to 29 cows	13	———	308	———	171,510	———	13	13	162,975	———	———	———	———	4	590	13	305
30 cows and over	4	1	175	30	109,450	20,000	4	4	106,225	———	———	———	———	1	100	4	198
Cherokee																	
Total	1,766	1,605	2,554	2,359	1,098,188	971,749	247	65	102,949	32	5,342	199	18,976	1,684	255,289	1,757	2,840
None	xxx	xxx	xxx	xxx	xxx	xxx	xxx	xxx	xxx	xxx	xxx	xxx	xxx	xxx	xxx	56	65
1 cow	1,274	1,484	1,274	1,924	594,237	779,909	118	28	1,954	10	652	98	6,406	1,217	153,788	1,225	1,414
2 cows	401		802		294,516		88	23	2,153	14	3,042	72	5,454	387	76,685	388	821
3 cows	61		183		61,845		21	4	500	4	576	16	2,861	59	15,774	58	166
4 cows	12	118	48	396	18,762	157,540	7	———	———	1	40	7	1,555	11	4,326	12	47
5 to 9 cows	13		85		30,635		8	5	7,342	2	252	6	2,700	9	4,516	13	88
10 to 14 cows	———	3	———	39	———	34,300	———	———	———	———	———	———	———	———	———	———	———
15 to 19 cows	———		———		———		———	———	———	———	———	———	———	———	———	———	———
20 to 29 cows	1	———	22	———	10,950	———	1	1	9,125	———	———	———	———	———	———	1	21
30 to 49 cows	4	———	142	———	87,243	———	4	4	81,875	1	800	———	———	1	200	4	218

TABLE 19.—COWS MILKED AND MILK PRODUCED, 1939 AND 1929; DAIRY PRODUCTS SOLD AND BUTTER CHURNED, 1939; AND COWS KEPT FOR MILK APR. 1, 1940; BY NUMBER OF COWS MILKED, BY COUNTIES—Continued

(For explanation and definitions, see text)

STATE OR COUNTY AND NUMBER OF COWS MILKED	COWS MILKED				MILK PRODUCED (GALLONS)		DAIRY PRODUCTS SOLD, 1939							BUTTER CHURNED ON FARMS, 1939		COWS KEPT MAINLY FOR MILK PRODUCTION, APR. 1, 1940	
	Farms reporting		Number					Whole milk sold		Cream sold		Butter sold					
	1939	1929	1939	1929	1939	1929	Farms reporting	Farms reporting	Gallons	Farms reporting	Pounds of butterfat	Farms reporting	Pounds	Farms reporting	Pounds	Farms reporting	Number
NORTH CAROLINA—Continued																	
Chowan																	
Total	335	250	475	361	195,957	131,584	101	22	33,800	8	2,704	93	7,492	297	29,471	336	501
None	xxx	xxx	xxx	xxx	xxx	xxx	xxx	xxx	xxx	xxx	xxx	xxx	xxx	xxx	xxx	7	7
1 cow	265	236	265	268	105,239	86,634	60	5	955	1	400	59	3,330	234	18,938	260	284
2 cows	51		102		36,057		25	8	1,095	2	30	22	2,425	47	7,080	51	102
3 cows	11		33		13,151		8	3	1,850	1	150	7	723	10	2,045	11	31
4 cows	3	14	12	93	3,600	44,950	3	1	1,400	———	———	2	280	2	430	3	12
5 cows and over	5		63		37,890		5	5	28,500	4	2,124	3	734	4	978	4	65
Clay																	
Total	967	800	1,497	1,568	588,266	699,162	115	36	28,860	85	14,828	44	2,765	926	128,895	932	1,608
None	xxx	xxx	xxx	xxx	xxx	xxx	xxx	xxx	xxx	xxx	xxx	xxx	xxx	xxx	xxx	12	16
1 cow	588	632	588	907	261,395	430,144	23	7	638	18	1,862	19	1,070	557	64,216	547	652
2 cows	298		596		212,965		58	17	2,884	43	6,158	19	1,443	289	48,764	293	610
3 cows	51		153		52,070		20	6	3,430	16	3,340	6	252	50	9,805	50	163
4 cows	16	168	64	661	19,710	269,018	6	2	3,300	4	968	———	———	16	2,909	16	62
5 cows and over	14		96		42,126		8	4	18,608	4	2,500	———	———	14	3,201	14	103
Cleveland																	
Total	3,872	3,707	6,614	5,932	3,528,275	2,955,173	1,679	262	469,935	810	186,538	773	140,248	3,405	642,731	3,926	7,193
None	xxx	xxx	xxx	xxx	xxx	xxx	xxx	xxx	xxx	xxx	xxx	xxx	xxx	xxx	xxx	104	118
1 cow	2,247	3,349	2,247	4,373	1,259,722	2,222,224	616	65	11,504	302	47,271	287	30,533	1,987	285,355	2,205	2,542
2 cows	1,266		2,532		1,263,091		761	88	27,283	391	93,301	346	56,970	1,113	246,899	1,259	2,632
3 cows	194		582		283,573		154	27	17,040	79	23,468	68	15,995	172	49,398	193	586
4 cows	82	340	328	1,291	169,898	574,502	71	31	32,178	23	10,382	37	12,490	72	25,585	82	330
5 to 9 cows	59		348		194,464		53	27	58,689	15	12,116	29	20,458	48	27,702	59	351
10 to 14 cows	7	13	81	149	46,480	94,347	7	7	35,629	———	———	2	572	4	1,365	7	81
15 to 19 cows	6		106		63,045		6	6	56,302	———	———	1	730	3	1,197	6	116
20 to 29 cows	5	4	109	89	62,480	49,480	5	5	54,300	———	———	3	2,500	4	2,900	5	121
30 cows and over	6	1	281	30	185,522	14,620	6	6	179,010	———	———	———	———	2	2,330	6	316
Columbus																	
Total	2,011	1,107	2,476	1,452	1,075,670	569,892	192	85	104,326	8	1,646	135	12,324	1,438	114,638	2,090	2,693
None	xxx	xxx	xxx	xxx	xxx	xxx	xxx	xxx	xxx	xxx	xxx	xxx	xxx	xxx	xxx	213	236
1 cow	1,751	1,089	1,751	1,204	778,878	466,165	145	56	13,089	———	———	104	7,465	1,232	88,587	1,626	1,755
2 cows	220		440		163,335		32	17	4,186	2	58	22	1,901	176	19,746	212	420
3 cows	25		75		23,862		7	5	2,725	1	100	6	1,200	19	3,425	24	70
4 cows	8	31	32	122	9,295	43,110	1	1	100	———	———	1	250	7	1,220	8	24
5 to 9 cows	1		8		3,000		1	———	———	1	984	———	———	1	50	1	4
10 to 14 cows	2	6	23	83	11,800	28,765	2	2	9,106	1	100	———	———	1	100	2	18
15 to 19 cows	1		19		11,000		1	1	10,220	1	70	———	———	———	———	1	19
20 to 29 cows	———	———	———	———	———	———	———	———	———	———	———	———	———	———	———	———	———
30 cows and over	3	1	128	43	74,500	31,852	3	3	64,900	2	334	2	1,510	2	1,510	3	147
Craven																	
Total	756	536	1,240	985	585,267	404,663	69	41	194,288	10	957	29	4,478	468	52,747	743	1,375
None	xxx	xxx	xxx	xxx	xxx	xxx	xxx	xxx	xxx	xxx	xxx	xxx	xxx	xxx	xxx	74	80
1 cow	602	483	602	552	270,160	205,687	29	13	3,409	6	437	13	1,312	380	35,338	519	576
2 cows	105		210		78,152		12	4	164	———	———	10	1,436	67	11,019	101	198
3 cows	17		51		16,740		3	3	735	3	120	2	30	10	1,928	17	52
4 cows	9	39	36	153	10,290	54,191	3	———	———	1	400	2	600	7	3,100	9	35
5 to 9 cows	7		48		25,950		6	5	15,925	———	———	2	1,100	3	1,350	7	60
10 to 14 cows	3	9	38	119	23,300	65,785	3	3	21,600	———	———	———	———	———	———	3	40
15 to 19 cows	4		66		41,525		4	4	40,975	———	———	———	———	———	———	4	97
20 to 29 cows	9	3	189	72	119,150	44,000	9	9	111,480	———	———	———	———	1	12	9	237
30 to 49 cows	———	1	———	30	———	15,000	———	———	———	———	———	———	———	———	———	———	———
50 to 74 cows	———	1	———	59	———	20,000	———	———	———	———	———	———	———	———	———	———	———
Cumberland																	
Total	1,402	1,016	2,203	1,545	1,161,763	771,256	212	59	316,508	12	12,165	174	21,329	1,211	161,312	1,475	2,507
None	xxx	xxx	xxx	xxx	xxx	xxx	xxx	xxx	xxx	xxx	xxx	xxx	xxx	xxx	xxx	141	155
1 cow	1,160	967	1,160	1,097	585,265	505,665	119	24	3,778	2	225	111	8,896	1,004	115,985	1,098	1,218
2 cows	176		352		149,791		49	10	2,422	1	100	41	5,028	160	31,133	170	338
3 cows	26		78		28,750		10	1	800	2	350	7	1,626	24	5,048	26	77
4 cows	10	34	40	133	20,655	51,851	6	2	866	1	12	6	1,529	10	3,286	10	35
5 to 9 cows	7		36		17,670		5	———	———	1	800	5	2,200	6	3,276	7	33
10 to 14 cows	6	7	69	94	34,295	52,066	6	5	22,869	1	1,650	2	1,400	3	1,530	6	83
15 to 19 cows	5		80		46,971		5	5	43,526	———	———	———	———	1	200	5	92
20 to 29 cows	6	4	133	88	103,730	64,830	6	6	97,630	2	1,728	1	150	2	254	6	166
30 cows and over	6	4	255	133	174,656	96,844	6	6	144,617	2	7,300	1	500	1	600	6	310
Currituck																	
Total	379	389	517	605	171,760	203,968	32	18	7,230	6	390	13	1,755	48	4,487	401	677
None	xxx	xxx	xxx	xxx	xxx	xxx	xxx	xxx	xxx	xxx	xxx	xxx	xxx	xxx	xxx	33	44
1 cow	285	344	285	409	108,061	142,150	13	8	975	3	155	4	142	23	1,018	274	353
2 cows	70		140		37,358		11	7	1,055	3	235	3	239	16	1,385	70	191
3 cows	15		45		17,015		4	2	1,200	———	———	3	812	5	1,356	15	44
4 cows	5	43	20	170	4,011	48,318	2	———	———	———	———	2	510	3	624	5	19
5 to 9 cows	4		27		7,315		2	1	4,000	———	———	1	52	1	104	4	26
10 to 14 cows	———	2	———	26	———	13,500	———	———	———	———	———	———	———	———	———	———	———
15 to 19 cows	———		———		———		———	———	———	———	———	———	———	———	———	———	———

TABLE 19.—COWS MILKED AND MILK PRODUCED, 1939 AND 1929; DAIRY PRODUCTS SOLD AND BUTTER CHURNED, 1939; AND COWS KEPT FOR MILK APR. 1, 1940; BY NUMBER OF COWS MILKED, BY COUNTIES—Continued

(For explanation and definitions, see text)

STATE OR COUNTY AND NUMBER OF COWS MILKED	COWS MILKED				MILK PRODUCED (GALLONS)		DAIRY PRODUCTS SOLD, 1939							BUTTER CHURNED ON FARMS, 1939		COWS KEPT MAINLY FOR MILK PRODUCTION, APR. 1, 1940	
	Farms reporting		Number					Whole milk sold		Cream sold		Butter sold					
	1939	1929	1939	1929	1939	1929	Farms reporting	Farms reporting	Gallons	Farms reporting	Pounds of butterfat	Farms reporting	Pounds	Farms reporting	Pounds	Farms reporting	Number
NORTH CAROLINA—Continued																	
Dare																	
Total	22	27	60	43	27,435	8,855	9	6	17,575	4	617	2	70	14	1,171	22	64
None	xxx	xxx	xxx	xxx	xxx	xxx	xxx	xxx	xxx	xxx	xxx	xxx	xxx	xxx	xxx	1	1
1 cow	15	27	15	43	5,760	8,855	4	3	450	2	37	1	30	9	755	14	17
2 cows and over	7		45		21,675		5	3	17,125	2	580	1	40	5	416	7	46
Davidson																	
Total	2,686	2,776	5,421	5,514	2,597,363	2,527,422	1,020	319	754,834	223	59,601	604	123,320	2,273	371,971	2,683	5,771
None	xxx	xxx	xxx	xxx	xxx	xxx	xxx	xxx	xxx	xxx	xxx	xxx	xxx	xxx	xxx	38	53
1 cow	1,520	2,362	1,520	3,156	722,038	1,403,350	277	35	5,730	80	8,554	183	14,304	1,312	141,847	1,498	1,663
2 cows	720		1,440		620,564		364	85	40,360	88	20,452	234	34,682	623	115,258	710	1,503
3 cows	233		699		312,513		181	66	54,798	29	10,735	111	32,103	203	56,573	230	738
4 cows	88	371	352	1,508	148,862	654,392	78	36	36,362	16	9,652	34	13,968	67	22,279	85	347
5 to 9 cows	71		426		201,719		66	47	104,673	6	4,650	24	13,251	44	16,108	69	454
10 to 14 cows	31	32	357	404	181,233	225,480	31	27	125,718	1	1,218	15	14,146	20	16,738	30	344
15 to 19 cows	4		67		41,879		4	4	41,240	———	———	———	———	1	50	4	66
20 to 29 cows	13	4	303	102	198,303	46,675	13	13	189,600	1	1,440	1	104	1	208	13	302
30 cows and over	6	7	257	344	170,252	197,525	6	6	156,353	2	2,900	2	762	2	910	6	301
Davie																	
Total	1,272	1,352	3,545	3,310	1,623,488	1,471,319	653	208	798,282	53	15,590	438	58,438	1,121	201,942	1,260	3,870
None	xxx	xxx	xxx	xxx	xxx	xxx	xxx	xxx	xxx	xxx	xxx	xxx	xxx	xxx	xxx	17	42
1 cow	632	1,105	632	1,425	294,151	577,053	219	18	3,046	9	1,121	198	13,546	590	79,659	609	718
2 cows	363		726		284,277		190	33	14,714	21	4,123	150	16,946	333	66,049	359	764
3 cows	97		291		107,202		76	34	24,697	11	2,094	40	7,669	84	19,382	97	305
4 cows	51	193	204	896	82,912	386,815	46	26	30,033	4	2,488	21	6,655	41	13,507	51	200
5 to 9 cows	72		448		175,179		65	41	93,023	6	4,664	22	11,068	48	16,949	70	451
10 to 14 cows	22	41	259	533	129,219	279,540	22	21	110,555	1	600	5	2,404	13	4,154	22	272
15 to 19 cows	8		137		76,710		8	8	73,655	———	———	———	———	3	572	8	152
20 to 29 cows	18	4	425	91	233,235	36,250	18	18	221,043	———	———	1	50	7	1,418	18	434
30 cows and over	9	9	425	365	240,603	191,661	9	9	227,516	1	500	1	100	2	252	9	552
Duplin																	
Total	1,840	1,373	2,369	1,869	810,104	542,692	240	60	36,808	7	1,290	215	18,683	1,439	145,129	1,861	2,669
None	xxx	xxx	xxx	xxx	xxx	xxx	xxx	xxx	xxx	xxx	xxx	xxx	xxx	xxx	xxx	211	254
1 cow	1,464	1,291	1,464	1,533	530,865	462,044	154	30	4,703	3	70	145	9,204	1,129	99,605	1,290	1,485
2 cows	309		618		188,519		62	18	5,696	1	180	53	5,344	256	33,988	293	606
3 cows	42		126		34,900		13	4	1,400	———	———	10	1,525	33	5,680	42	137
4 cows	12	78	48	277	16,245	60,413	4	2	1,500	1	500	2	2,000	10	3,651	12	49
5 to 9 cows	10		56		13,575		4	3	2,616	1	40	3	410	9	1,995	10	68
10 to 14 cows	———	4	———	59	———	20,235	———	———	———	———	———	———	———	———	———	———	———
15 cows and over	3		57		26,000		3	3	20,893	1	500	2	200	2	250	3	70
Durham																	
Total	1,102	1,110	2,091	2,324	1,156,023	1,179,435	254	49	284,067	2	144	238	54,748	1,060	260,145	1,095	2,278
None	xxx	xxx	xxx	xxx	xxx	xxx	xxx	xxx	xxx	xxx	xxx	xxx	xxx	xxx	xxx	48	61
1 cow	715	979	715	1,194	408,442	523,387	104	19	1,968	1	24	103	8,777	693	126,318	670	763
2 cows	285		570		276,804		83	10	1,654	———	———	81	13,097	276	79,005	276	558
3 cows	50		150		77,140		25	5	854	1	120	24	7,920	50	20,180	49	145
4 cows	17	103	68	482	25,356	236,830	10	1	250	———	———	10	3,386	16	8,229	15	54
5 to 9 cows	17		107		44,130		14	1	300	———	———	14	12,071	16	15,602	17	103
10 to 14 cows	8	14	87	166	44,232	96,093	8	3	11,142	———	———	6	9,497	8	10,711	8	86
15 to 19 cows	2		37		14,000		2	2	11,000	———	———	———	———	———	———	2	56
20 to 29 cows	1	7	28	161	20,075	91,030	1	1	20,075	———	———	———	———	———	———	1	60
30 cows and over	7	7	329	321	245,844	232,095	7	7	236,824	———	———	———	———	1	100	7	412
Edgecombe																	
Total	939	698	1,748	1,242	772,759	481,235	147	54	259,404	22	6,466	97	13,075	785	90,146	945	1,990
None	xxx	xxx	xxx	xxx	xxx	xxx	xxx	xxx	xxx	xxx	xxx	xxx	xxx	xxx	xxx	75	130
1 cow	706	645	706	735	289,951	273,519	66	21	1,402	2	97	51	2,954	586	51,355	649	735
2 cows	151		302		110,355		43	11	2,452	10	1,320	30	3,858	132	20,879	143	321
3 cows	37		111		37,501		10	2	310	3	890	7	677	33	5,504	36	120
4 cows	9	43	36	188	11,780	65,751	3	1	300	1	500	2	550	9	1,700	9	39
5 to 9 cows	19		116		40,070		8	3	6,135	3	634	4	870	16	5,088	17	125
10 to 14 cows	4	6	40	86	17,595	35,811	4	4	12,000	1	25	1	1,300	3	1,554	4	56
15 to 19 cows	3		45		25,650		3	2	18,000	1	800	1	50	3	1,150	2	30
20 to 29 cows	4	———	86	———	50,750	———	4	4	40,050	1	2,200	———	———	1	50	4	90
30 to 49 cows	3	1	128	35	77,862	18,000	3	3	68,550	———	———	1	2,816	1	2,816	3	119
50 cows and over	3	3	180	198	111,225	88,154	3	3	110,225	———	———	———	———	1	52	3	225
Forsyth																	
Total	2,464	2,286	5,136	5,017	2,607,725	2,479,342	1,071	293	754,340	70	22,404	933	227,161	2,247	537,174	2,419	5,517
None	xxx	xxx	xxx	xxx	xxx	xxx	xxx	xxx	xxx	xxx	xxx	xxx	xxx	xxx	xxx	41	51
1 cow	1,547	1,877	1,547	2,356	785,297	1,114,769	420	84	11,902	15	1,726	385	37,452	1,423	216,151	1,479	1,597
2 cows	548		1,096		499,760		329	82	25,446	20	4,211	298	56,505	513	139,283	533	1,108
3 cows	165		495		219,983		126	32	15,615	11	5,461	114	35,523	155	39,405	164	515
4 cows	73	343	292	1,409	142,703	664,257	69	20	12,607	11	4,198	61	25,864	68	36,574	72	293
5 to 9 cows	72		436		187,421		68	20	26,924	7	3,200	61	47,182	68	57,749	71	458
10 to 14 cows	13	44	150	612	74,461	367,836	13	12	52,920	———	———	5	5,816	6	4,536	13	173
15 to 19 cows	17		298		168,750		17	16	137,886	2	980	4	8,978	7	10,558	17	281
20 to 29 cows	22	17	500	394	289,865	206,380	22	20	246,975	3	2,356	3	8,400	7	9,397	22	550
30 cows and over	7	5	324	246	239,485	126,100	7	7	224,085	1	272	2	3,441	2	3,541	7	331

TABLE 19.—COWS MILKED AND MILK PRODUCED, 1939 AND 1929; DAIRY PRODUCTS SOLD AND BUTTER CHURNED, 1939; AND COWS KEPT FOR MILK APR. 1, 1940; BY NUMBER OF COWS MILKED, BY COUNTIES—Continued

(For explanation and definitions, see text)

STATE OR COUNTY AND NUMBER OF COWS MILKED	COWS MILKED				MILK PRODUCED (GALLONS)		DAIRY PRODUCTS SOLD, 1939							BUTTER CHURNED ON FARMS, 1939		COWS KEPT MAINLY FOR MILK PRODUCTION, APR. 1, 1940	
	Farms reporting		Number					Whole milk sold		Cream sold		Butter sold					
	1939	1929	1939	1929	1939	1929	Farms reporting	Farms reporting	Gallons	Farms reporting	Pounds of butterfat	Farms reporting	Pounds	Farms reporting	Pounds	Farms reporting	Number
NORTH CAROLINA—Continued																	
Franklin																	
Total	2,642	2,212	3,439	2,789	1,615,771	1,114,351	232	34	58,872	5	3,568	215	25,319	2,518	465,111	2,702	3,787
None	xxx	xxx	xxx	xxx	xxx	xxx	xxx	xxx	xxx	xxx	xxx	xxx	xxx	xxx	xxx	106	110
1 cow	2,056	2,147	2,056	2,475	1,021,188	984,564	118	9	731	———	———	115	9,669	1,962	307,118	2,013	2,221
2 cows	499		998		405,717		85	12	2,186	1	333	81	10,310	476	125,452	496	1,003
3 cows	61		183		76,058		12	2	2,400	———	———	11	2,465	58	19,893	61	178
4 cows	11	62	44	264	17,923	104,867	5	2	2,895	———	———	4	550	11	5,308	11	61
5 to 9 cows	8		46		29,960		5	3	3,460	2	2,400	2	575	7	4,250	8	38
10 to 14 cows	3		30		15,250		3	2	7,000	———	———	1	1,500	2	2,250	3	55
15 cows and over	4	3	82	52	49,675	24,920	4	4	40,200	2	835	1	250	2	840	4	101
Gaston																	
Total	1,811	1,899	4,631	4,822	2,405,346	2,324,710	882	211	725,031	87	20,129	703	208,552	1,659	455,982	1,775	5,265
None	xxx	xxx	xxx	xxx	xxx	xxx	xxx	xxx	xxx	xxx	xxx	xxx	xxx	xxx	xxx	52	73
1 cow	852	1,455	852	2,006	473,380	956,751	198	30	4,086	23	3,361	168	18,657	789	126,548	786	945
2 cows	556		1,112		522,860		320	46	12,635	36	7,268	268	47,461	523	136,138	537	1,241
3 cows	161		483		230,787		131	26	22,348	15	4,641	110	30,553	153	53,598	160	534
4 cows	91	384	364	1,674	178,107	767,882	83	16	18,412	6	2,439	72	35,235	86	47,606	91	405
5 to 9 cows	83		510		257,544		82	33	66,564	5	1,720	62	47,318	75	58,137	81	568
10 to 14 cows	27	38	310	511	171,529	266,547	27	21	113,843	———	———	14	15,204	18	17,669	27	338
15 to 19 cows	15		244		131,525		15	14	111,295	1	200	5	5,330	7	8,086	15	279
20 to 29 cows	16	14	363	316	212,914	164,265	16	15	175,946	———	———	3	6,350	7	7,602	16	415
30 to 49 cows	6	7	193	265	116,488	152,975	6	6	96,820	———	———	1	2,444	1	2,600	6	243
50 to 74 cows	4	1	200	50	110,212	18,290	4	4	103,082	1	500	———	———	———	———	4	222
Gates																	
Total	543	469	677	517	269,020	155,240	120	29	7,243	6	499	97	6,668	501	59,027	553	800
None	xxx	xxx	xxx	xxx	xxx	xxx	xxx	xxx	xxx	xxx	xxx	xxx	xxx	xxx	xxx	37	46
1 cow	447	460	447	475	181,822	148,720	82	20	1,852	3	124	66	3,743	409	41,639	423	507
2 cows	77		154		54,089		25	4	155	———	———	23	1,840	74	12,918	75	160
3 cows	9		27		11,425		7	1	500	1	100	5	835	8	2,650	8	28
4 cows	3	9	12	42	5,240	6,520	1	———	———	1	200	———	———	3	670	3	13
5 to 9 cows	7		37		16,464		5	4	4,756	1	75	3	250	7	1,150	7	46
Graham																	
Total	691	578	987	907	426,980	333,773	54	42	8,671	1	5	32	2,726	664	107,263	686	1,054
None	xxx	xxx	xxx	xxx	xxx	xxx	xxx	xxx	xxx	xxx	xxx	xxx	xxx	xxx	xxx	21	24
1 cow	447	525	447	729	223,444	282,148	23	21	1,541	———	———	13	794	434	56,947	424	477
2 cows	200		400		155,055		22	14	3,480	1	5	14	1,226	189	39,421	197	397
3 cows	36		108		37,481		7	5	2,400	———	———	4	550	33	8,298	36	108
4 cows	8	53	32	178	11,000	51,625	2	2	1,250	———	———	1	156	8	2,597	8	28
5 to 9 cows	———		———		———		———	———	———	———	———	———	———	———	———	———	———
Granville																	
Total	2,857	2,481	4,458	3,569	1,841,546	1,618,790	388	29	134,365	5	1,714	374	50,772	2,758	504,022	2,837	4,650
None	xxx	xxx	xxx	xxx	xxx	xxx	xxx	xxx	xxx	xxx	xxx	xxx	xxx	xxx	xxx	77	82
1 cow	1,783	2,365	1,783	2,943	770,896	1,293,497	142	7	1,083	———	———	138	8,651	1,724	228,264	1,699	1,901
2 cows	864		1,728		660,068		171	8	2,355	2	254	170	18,456	835	194,779	853	1,736
3 cows	142		426		142,476		41	2	462	1	100	40	5,470	138	42,391	140	404
4 cows	45	106	180	377	69,915	159,310	15	2	2,000	———	———	14	3,765	43	19,765	45	171
5 to 9 cows	13		75		30,595		9	1	2,600	1	1,150	7	2,980	11	6,523	13	80
10 to 14 cows	2	6	24	92	13,400	68,620	2	2	10,900	———	———	1	900	2	1,200	2	24
15 to 19 cows	1		17		9,808		1	———	———	———	———	1	1,400	1	1,560	1	17
20 to 29 cows	3	———	72	———	43,948	———	3	3	34,125	1	210	2	1,150	2	1,365	3	73
30 cows and over	4	4	153	157	100,640	97,363	4	4	80,840	———	———	1	8,000	2	8,175	4	182
Greene																	
Total	757	540	934	641	342,174	252,369	70	20	17,720	8	660	58	3,848	678	85,324	793	1,054
None	xxx	xxx	xxx	xxx	xxx	xxx	xxx	xxx	xxx	xxx	xxx	xxx	xxx	xxx	xxx	49	54
1 cow	647	529	647	589	243,746	229,999	41	12	1,145	3	35	35	1,747	581	64,117	634	691
2 cows	88		176		58,741		20	2	400	2	300	17	1,386	83	16,774	88	173
3 cows	13		39		12,912		4	1	275	1	150	4	645	9	2,983	13	37
4 cows	4	10	16	32	5,550	13,870	1	1	1,100	1	75	1	50	3	700	4	18
5 to 9 cows	2		12		4,500		1	1	2,000	———	———	1	40	1	250	2	12
10 cows and over	3	1	44	20	16,725	8,500	3	3	12,800	1	100	———	———	1	500	3	49
Guilford																	
Total	3,767	3,052	8,397	8,011	4,607,971	4,192,298	1,312	274	1,547,013	67	35,474	1,151	260,817	3,554	843,588	3,749	8,690
None	xxx	xxx	xxx	xxx	xxx	xxx	xxx	xxx	xxx	xxx	xxx	xxx	xxx	xxx	xxx	60	85
1 cow	2,226	2,414	2,226	3,253	1,218,908	1,557,252	423	64	7,298	8	1,509	398	39,987	2,130	345,006	2,159	2,333
2 cows	1,017		2,034		946,090		473	68	17,911	24	5,239	437	72,412	983	262,000	1,010	2,085
3 cows	249		747		328,206		167	30	12,608	14	4,372	149	42,516	234	88,478	248	748
4 cows	101	527	404	2,181	175,061	961,224	87	15	6,906	6	1,450	83	34,698	97	52,142	100	416
5 to 9 cows	92		549		254,670		80	24	39,174	10	4,324	64	41,265	85	59,400	92	564
10 to 14 cows	20	60	237	791	129,250	470,394	20	12	58,852	———	———	11	13,685	12	16,388	20	235
15 to 19 cows	10		164		104,000		10	9	75,143	———	———	3	10,081	4	11,090	10	165
20 to 29 cows	28	25	626	575	394,686	365,359	28	28	351,923	1	100	5	6,043	8	8,520	28	685
30 to 49 cows	15	17	561	592	383,525	332,970	15	15	364,475	1	2,000	1	150	3	564	15	590
50 to 74 cows	6	5	334	281	229,000	173,750	6	6	198,350	2	4,980	———	———	———	———	6	348
75 cows and over	3	4	515	338	444,575	351,549	3	3	414,375	1	11,500	———	———	———	———	3	438

TABLE 19.—COWS MILKED AND MILK PRODUCED, 1939 AND 1929; DAIRY PRODUCTS SOLD AND BUTTER CHURNED, 1939; AND COWS KEPT FOR MILK APR. 1, 1940; BY NUMBER OF COWS MILKED, BY COUNTIES—Continued

(For explanation and definitions, see text)

STATE OR COUNTY AND NUMBER OF COWS MILKED	COWS MILKED				MILK PRODUCED (GALLONS)		DAIRY PRODUCTS SOLD, 1939						BUTTER CHURNED ON FARMS, 1939		COWS KEPT MAINLY FOR MILK PRODUCTION, APR. 1, 1940	
	Farms reporting		Number					Whole milk sold		Cream sold		Butter sold				
	1939	1929	1939	1929	1939	1929	Farms reporting	Farms reporting	Gallons	Farms reporting	Pounds of butterfat	Farms reporting	Pounds	Farms reporting	Pounds	Farms reporting	Number
NORTH CAROLINA—Continued																	
Halifax																	
Total	1,929	1,446	2,659	2,023	1,076,649	811,887	176	60	137,596	15	3,592	143	20,893	1,765	205,683	1,985	3,028
None	xxx	xxx	xxx	xxx	xxx	xxx	xxx	xxx	xxx	xxx	xxx	xxx	xxx	xxx	xxx	148	198
1 cow	1,529	1,398	1,529	1,599	601,175	590,028	75	22	3,131	3	92	62	4,427	1,399	131,747	1,450	1,627
2 cows	305		610		212,024		57	13	2,285	3	160	53	6,064	284	45,093	293	627
3 cows	51		153		57,575		17	9	6,870	2	475	11	2,232	44	11,770	51	186
4 cows	20	38	80	145	36,710	97,300	12	3	2,600	2	620	10	4,206	19	9,446	19	84
5 to 9 cows	17		98		38,820		8	6	25,710	3	1,820	4	1,294	15	4,677	16	86
10 to 14 cows	3	6	32	74	20,870	41,675	3	3	5,000	1	25	3	2,670	3	2,850	3	35
15 to 19 cows	—		—		—		—	—	—	—	—	—	—	—	—	—	—
20 cows and over	4	6	137	205	109,475	122,886	4	4	92,000	1	400	—	—	1	100	5	185
Harnett																	
Total	2,547	1,602	3,132	1,873	1,663,513	906,918	185	44	125,791	6	1,680	169	15,204	2,409	359,526	2,549	3,261
None	xxx	xxx	xxx	xxx	xxx	xxx	xxx	xxx	xxx	xxx	xxx	xxx	xxx	xxx	xxx	125	133
1 cow	2,216	1,571	2,216	1,697	1,201,693	808,353	150	26	1,881	2	105	122	8,499	2,098	277,843	2,105	2,225
2 cows	285		570		269,805		35	5	650	1	50	34	3,052	271	66,499	274	537
3 cows	24		72		32,165		4	2	700	—	—	4	550	24	8,738	24	82
4 cows	6	26	24	104	9,990	46,640	3	—	—	1	400	2	373	6	1,756	6	27
5 to 9 cows	5		28		10,720		2	2	3,650	—	—	1	100	4	1,850	4	15
10 to 14 cows	3	4	34	40	19,810	33,725	3	2	17,000	—	—	2	300	2	440	3	30
15 to 19 cows	2		33		19,900		2	1	14,400	—	—	1	1,700	1	1,700	2	36
20 cows and over	6	1	155	32	99,430	18,200	6	6	87,530	2	1,125	3	630	3	700	6	176
Haywood																	
Total	2,687	1,817	5,760	4,195	2,276,706	1,807,160	682	318	450,280	31	8,943	457	54,027	2,478	438,502	2,667	6,809
None	xxx	xxx	xxx	xxx	xxx	xxx	xxx	xxx	xxx	xxx	xxx	xxx	xxx	xxx	xxx	54	160
1 cow	1,355	1,371	1,355	2,008	591,977	908,186	167	56	9,423	2	390	144	9,559	1,248	153,723	1,303	1,675
2 cows	815		1,630		635,605		218	76	14,258	12	1,529	177	17,061	771	152,934	804	1,919
3 cows	226		678		251,345		96	43	21,333	6	1,400	58	8,069	209	54,474	221	759
4 cows	118	415	472	1,643	168,540	651,099	66	38	26,750	6	2,715	36	4,240	106	28,626	115	521
5 to 9 cows	133		811		303,112		99	72	119,030	3	844	32	10,057	121	38,899	131	828
10 to 14 cows	22	22	249	273	85,412	95,610	18	16	46,763	—	—	4	1,785	15	4,885	21	237
15 to 19 cows	8		129		47,375		8	7	37,573	—	—	2	1,804	2	2,550	8	157
20 to 29 cows	5	4	121	90	51,315	41,225	5	5	47,120	—	—	2	752	3	1,287	5	149
30 to 49 cows	2	5	65	181	29,925	111,040	2	2	26,950	—	—	1	200	1	240	2	70
50 cows and over	3	—	250	—	112,100	—	3	3	101,100	2	2,065	1	500	2	884	3	334
Henderson																	
Total	1,899	1,627	3,918	3,495	2,055,416	1,660,962	758	180	684,071	20	4,354	611	78,680	1,663	293,551	1,896	4,187
None	xxx	xxx	xxx	xxx	xxx	xxx	xxx	xxx	xxx	xxx	xxx	xxx	xxx	xxx	xxx	51	74
1 cow	1,146	1,357	1,146	1,841	600,092	887,198	313	36	7,382	2	130	286	23,948	1,012	132,852	1,103	1,254
2 cows	535		1,070		520,401		282	51	21,999	9	1,348	245	33,973	493	109,679	527	1,132
3 cows	97		291		137,076		59	19	14,736	6	1,376	46	9,236	87	25,998	96	310
4 cows	33	229	132	915	62,617	385,956	26	9	15,190	1	400	17	4,162	28	8,647	32	130
5 to 9 cows	39		233		124,316		29	17	47,781	—	—	14	6,961	29	13,928	38	236
10 to 14 cows	13	27	150	325	87,610	168,091	13	12	82,430	1	1,000	1	200	3	710	13	164
15 to 19 cows	15		264		144,200		15	15	138,425	—	—	—	—	6	862	15	251
20 to 29 cows	14	5	315	113	159,393	64,925	14	14	146,853	1	100	1	100	2	325	14	342
30 cows and over	7	9	317	301	219,711	154,792	7	7	209,275	—	—	1	100	3	550	7	294
Hertford																	
Total	722	499	926	627	342,941	192,758	105	34	42,418	7	871	94	4,539	620	59,961	732	1,010
None	xxx	xxx	xxx	xxx	xxx	xxx	xxx	xxx	xxx	xxx	xxx	xxx	xxx	xxx	xxx	67	79
1 cow	624	482	624	545	233,138	158,614	78	22	972	1	13	70	2,970	529	46,996	571	625
2 cows	78		158		45,586		17	5	1,516	2	13	16	942	72	9,123	75	152
3 cows	10		30		8,092		4	2	400	1	8	4	182	10	2,234	9	27
4 cows	4	15	16	60	3,580	19,177	2	1	60	—	—	2	400	4	885	4	17
5 to 9 cows	3		19		4,915		1	1	3,000	—	—	—	—	2	573	3	17
10 to 14 cows	—	2	—	24	—	14,985	—	—	—	—	—	—	—	—	—	—	—
15 cows and over	3		81		47,850		3	3	36,670	3	857	2	45	3	150	3	93
Hoke																	
Total	851	654	1,025	821	494,684	363,562	80	14	15,794	1	4	78	7,404	777	94,045	825	1,024
None	xxx	xxx	xxx	xxx	xxx	xxx	xxx	xxx	xxx	xxx	xxx	xxx	xxx	xxx	xxx	41	42
1 cow	726	634	726	711	367,859	313,284	52	8	205	1	4	50	3,081	657	66,123	665	706
2 cows	104		208		85,393		22	5	589	—	—	22	3,019	100	22,374	99	191
3 cows	16		48		16,172		3	—	—	—	—	3	450	15	3,688	15	37
4 cows	1	20	4	110	1,000	50,278	—	—	—	—	—	—	—	1	350	1	4
5 cows and over	4		39		24,260		3	1	15,000	—	—	3	854	4	1,510	4	44
Hyde																	
Total	642	526	960	791	267,856	236,829	114	25	7,424	11	1,217	98	6,159	520	48,124	571	1,034
None	xxx	xxx	xxx	xxx	xxx	xxx	xxx	xxx	xxx	xxx	xxx	xxx	xxx	xxx	xxx	22	39
1 cow	421	476	421	606	134,810	187,926	47	8	505	3	27	44	1,667	329	25,571	344	435
2 cows	164		328		86,861		46	9	2,806	4	85	41	2,683	142	15,731	149	336
3 cows	38		114		26,405		13	6	2,265	3	65	8	579	32	3,977	37	129
4 cows	11	50	44	185	9,305	48,903	4	1	1,250	—	—	3	240	10	1,240	11	44
5 cows and over	8		53		10,455		4	1	600	1	1,040	2	990	7	1,605	8	51

TABLE 19.—COWS MILKED AND MILK PRODUCED, 1939 AND 1929; DAIRY PRODUCTS SOLD AND BUTTER CHURNED, 1939; AND COWS KEPT FOR MILK APR. 1, 1940; BY NUMBER OF COWS MILKED, BY COUNTIES—Continued

(For explanation and definitions, see text)

STATE OR COUNTY AND NUMBER OF COWS MILKED	COWS MILKED				MILK PRODUCED (GALLONS)		DAIRY PRODUCTS SOLD, 1939							BUTTER CHURNED ON FARMS, 1939		COWS KEPT MAINLY FOR MILK PRODUCTION, APR. 1, 1940	
	Farms reporting		Number					Whole milk sold		Cream sold		Butter sold					
	1939	1929	1939	1929	1939	1929	Farms reporting	Farms reporting	Gallons	Farms reporting	Pounds of butterfat	Farms reporting	Pounds	Farms reporting	Pounds	Farms reporting	Number
NORTH CAROLINA—Continued																	
Iredell																	
Total	3,242	3,074	7,267	6,087	3,337,780	2,746,208	1,748	545	873,627	315	85,766	1,012	200,475	2,693	562,790	3,197	8,251
None	xxx	xxx	xxx	xxx	xxx	xxx	xxx	xxx	xxx	xxx	xxx	xxx	xxx	xxx	xxx	60	101
1 cow	1,395	2,507	1,395	3,441	682,743	1,531,950	449	54	10,854	55	6,852	357	36,531	1,206	176,610	1,318	1,600
2 cows	1,067		2,134		936,016		632	114	50,011	149	32,256	399	66,040	927	204,078	1,047	2,296
3 cows	382		1,146		491,068		300	135	107,211	58	17,993	136	34,595	295	79,188	376	1,514
4 cows	177	539	708	2,071	307,348	897,858	159	88	100,543	27	10,887	63	21,906	151	41,685	176	798
5 to 9 cows	176		1,088		488,010		163	113	246,337	22	11,090	48	31,517	112	48,240	175	1,229
10 to 14 cows	25	18	289	231	132,830	117,550	25	21	80,016	1	900	9	9,886	18	12,229	25	304
15 to 19 cows	3		48		26,790		3	3	25,500	———	———	———	———	1	200	3	49
20 to 29 cows	11	5	259	114	122,325	67,950	11	11	103,705	3	5,788	———	———	3	560	11	292
30 cows and over	6	5	220	210	150,650	130,900	6	6	149,450	———	———	———	———	———	———	6	268
Jackson																	
Total	2,168	1,7[illegible]	3,407	3,020	1,410,267	1,300,622	338	134	73,048	44	10,803	250	24,654	2,010	316,617	2,067	3,551
None	xxx	xxx	xxx	xxx	xxx	xxx	xxx	xxx	xxx	xxx	xxx	xxx	xxx	xxx	xxx	32	62
1 cow	1,315	1,534	1,315	2,148	611,781	970,028	123	56	4,610	12	1,354	93	4,945	1,221	154,257	1,199	1,393
2 cows	644		1,288		482,326		131	41	8,640	19	3,612	101	10,931	600	115,853	650	1,293
3 cows	148		444		157,967		51	19	4,633	8	3,095	40	4,228	139	32,527	145	453
4 cows	31	216	124	799	46,880	285,724	10	2	520	2	942	7	1,284	28	8,104	31	123
5 to 9 cows	25		155		65,849		18	11	16,585	3	1,800	9	3,266	21	7,816	25	150
10 cows and over	5	5	81	73	45,464	44,870	5	5	38,060	———	———	———	———	1	60	5	77
Johnston																	
Total	3,848	2,268	4,527	2,687	2,248,347	1,203,676	323	63	84,798	19	2,631	279	24,674	3,527	593,042	4,008	4,911
None	xxx	xxx	xxx	xxx	xxx	xxx	xxx	xxx	xxx	xxx	xxx	xxx	xxx	xxx	xxx	271	286
1 cow	3,398	2,211	3,398	2,416	1,757,920	1,097,886	241	33	2,793	12	1,312	217	15,404	3,101	479,911	3,296	3,551
2 cows	374		748		313,685		69	14	2,397	6	479	49	6,687	357	86,689	366	720
3 cows	52		156		60,565		10	5	3,028	———	———	9	1,553	48	17,717	52	154
4 cows	7	54	28	215	10,345	81,340	3	2	270	———	———	1	200	7	2,934	7	24
5 to 9 cows	11		69		24,777		4	3	10,220	———	———	1	730	9	4,361	11	61
10 to 14 cows	3	3	32	56	19,580	24,450	3	3	12,205	———	———	1	50	3	1,330	3	40
15 cows and over	3		96		61,475		3	3	55,885	1	840	1	50	2	100	2	75
Jones																	
Total	487	322	602	420	252,015	118,067	37	11	4,025	9	1,380	25	2,895	344	33,145	506	667
None	xxx	xxx	xxx	xxx	xxx	xxx	xxx	xxx	xxx	xxx	xxx	xxx	xxx	xxx	xxx	38	41
1 cow	393	308	393	356	169,239	102,472	20	3	200	3	365	15	1,205	276	22,888	375	414
2 cows	78		156		63,730		9	4	650	4	565	4	755	59	8,427	78	154
3 cows	12		36		12,946		5	1	1,000	1	300	4	835	6	1,330	12	44
4 cows and over	4	14	17	64	6,100	15,595	3	3	2,175	1	150	2	100	3	700	3	14
Lee																	
Total	1,184	991	1,692	1,348	909,496	615,117	225	51	90,778	8	2,855	205	28,787	1,113	200,324	1,158	1,818
None	xxx	xxx	xxx	xxx	xxx	xxx	xxx	xxx	xxx	xxx	xxx	xxx	xxx	xxx	xxx	31	53
1 cow	870	945	870	1,136	487,955	522,265	117	17	1,437	———	———	108	7,950	811	115,802	820	915
2 cows	250		500		229,279		71	19	3,733	4	887	65	10,108	244	59,543	245	519
3 cows	40		120		54,077		22	8	5,150	1	200	20	4,119	39	12,694	39	120
4 cows	11	43	44	152	16,945	50,452	5	2	393	1	12	5	2,632	10	4,655	10	36
5 to 9 cows	9		53		28,240		6	2	565	1	458	6	3,200	8	6,630	9	59
10 to 14 cows	1	2	10	20	7,300	9,600	1	———	———	1	1,300	1	800	1	1,000	1	11
15 to 19 cows	———		———		———		———	———	———	———	———	———	———	———	———	———	———
20 cows and over	3	1	95	40	85,700	32,800	3	3	79,500	———	———	———	———	———	———	3	105
Lenoir																	
Total	1,115	705	1,794	1,202	805,738	541,782	202	62	224,460	22	6,080	172	17,978	918	99,310	1,082	1,877
None	xxx	xxx	xxx	xxx	xxx	xxx	xxx	xxx	xxx	xxx	xxx	xxx	xxx	xxx	xxx	54	62
1 cow	903	665	903	763	394,091	275,448	120	23	2,735	8	245	113	7,053	746	67,890	829	941
2 cows	161		322		115,648		50	16	2,432	4	390	45	4,112	138	19,701	150	295
3 cows	20		60		24,675		7	5	4,850	1	50	4	560	16	2,770	19	57
4 cows	11	25	44	103	15,075	38,720	6	3	1,925	3	282	3	390	10	2,189	10	47
5 to 9 cows	5		28		12,980		4	2	4,580	———	———	3	1,350	3	1,600	5	39
10 to 14 cows	6	4	79	53	38,138	34,100	6	5	22,355	3	4,064	1	300	1	500	6	72
15 to 19 cows	———		———		———		———	———	———	———	———	———	———	———	———	———	———
20 to 29 cows	3	5	65	116	36,733	80,415	3	2	27,333	———	———	1	3,900	1	4,000	3	65
30 cows and over	6	4	293	167	168,400	113,099	6	6	158,250	3	1,049	2	310	3	660	6	299
Lincoln																	
Total	2,138	2,044	3,739	3,437	2,123,911	1,636,611	1,203	143	166,461	654	150,272	501	85,453	1,897	304,505	2,103	3,909
None	xxx	xxx	xxx	xxx	xxx	xxx	xxx	xxx	xxx	xxx	xxx	xxx	xxx	xxx	xxx	30	37
1 cow	1,066	1,809	1,066	2,487	675,834	1,210,625	384	44	7,714	199	23,998	177	18,255	932	113,253	1,021	1,167
2 cows	804		1,608		880,163		587	46	17,279	345	76,612	235	38,586	728	129,145	787	1,851
3 cows	179		537		282,798		150	25	22,248	79	31,110	56	13,097	163	35,867	178	561
4 cows	49	229	196	805	98,961	342,071	45	8	5,860	21	13,874	22	7,469	48	13,736	48	176
5 to 9 cows	34		198		98,330		31	14	33,225	10	4,680	11	8,026	26	12,504	33	183
10 cows and over	6	6	134	145	87,825	83,915	6	6	80,135	———	———	———	———	———	———	6	134

TABLE 19.—COWS MILKED AND MILK PRODUCED, 1939 AND 1929; DAIRY PRODUCTS SOLD AND BUTTER CHURNED, 1939; AND COWS KEPT FOR MILK APR. 1, 1940; BY NUMBER OF COWS MILKED, BY COUNTIES—Continued

(For explanation and definitions, see text)

STATE OR COUNTY AND NUMBER OF COWS MILKED	COWS MILKED				MILK PRODUCED (GALLONS)		DAIRY PRODUCTS SOLD, 1939							BUTTER CHURNED ON FARMS, 1939		COWS KEPT MAINLY FOR MILK PRODUCTION, APR. 1, 1940	
	Farms reporting		Number					Whole milk sold		Cream sold		Butter sold					
	1939	1929	1939	1929	1939	1929	Farms reporting	Farms reporting	Gallons	Farms reporting	Pounds of butterfat	Farms reporting	Pounds	Farms reporting	Pounds	Farms reporting	Number
NORTH CAROLINA—Continued																	
McDowell																	
Total	1,096	1,072	1,842	1,772	911,134	876,087	237	88	120,770	11	6,058	192	33,030	1,006	181,571	1,090	1,816
None	xxx	xxx	xxx	xxx	xxx	xxx	xxx	xxx	xxx	xxx	xxx	xxx	xxx	xxx	xxx	16	17
1 cow	690	963	690	1,261	385,575	636,377	87	32	4,698	———	———	73	7,477	630	86,892	672	747
2 cows	306		612		278,404		91	30	6,861	3	204	79	11,790	288	64,120	304	587
3 cows	63		189		78,460		33	11	3,947	2	530	29	6,136	80	17,766	63	165
4 cows	13	99	52	373	22,730	157,700	7	3	2,582	2	1,036	5	3,052	13	5,650	13	51
5 to 9 cows	13		87		39,273		9	3	9,997	3	2,488	6	4,575	13	6,909	13	73
10 to 14 cows	5		62		35,862		5	4	26,915	1	1,800	———	———	2	234	4	45
15 to 19 cows	———	9	———	114	———	66,450	———	———	———	———	———	———	———	———	———	———	———
20 to 29 cows	2	1	44	24	19,560	15,560	2	2	16,500	———	———	———	———	———	———	2	42
30 to 49 cows	3	———	106	———	51,270	———	3	3	49,270	———	———	———	———	———	———	3	89
Macon																	
Total	1,997	1,592	3,259	3,012	1,421,034	1,253,729	427	59	64,639	191	41,868	236	31,275	1,906	308,070	1,934	3,492
None	xxx	xxx	xxx	xxx	xxx	xxx	xxx	xxx	xxx	xxx	xxx	xxx	xxx	xxx	xxx	29	33
1 cow	1,209	1,325	1,209	1,846	565,294	766,052	127	18	1,772	34	3,080	93	8,000	1,157	146,427	1,126	1,278
2 cows	570		1,140		471,927		168	25	5,194	81	11,681	83	10,914	552	108,882	561	1,207
3 cows	133		399		161,315		70	5	764	38	9,195	36	3,934	123	28,232	133	424
4 cows	53	267	212	1,166	88,480	487,677	36	6	3,584	17	4,779	16	3,919	51	15,926	53	216
5 cows and over	32		299		134,018		26	5	53,325	21	13,133	8	4,508	23	8,603	32	334
Madison																	
Total	3,288	2,791	6,049	5,039	2,395,732	2,090,278	948	207	173,937	156	36,129	666	63,582	2,963	431,915	3,275	6,442
None	xxx	xxx	xxx	xxx	xxx	xxx	xxx	xxx	xxx	xxx	xxx	xxx	xxx	xxx	xxx	68	98
1 cow	1,545	2,371	1,545	3,315	698,922	1,451,265	244	43	4,123	24	2,460	201	14,789	1,383	161,163	1,475	1,724
2 cows	1,199		2,398		928,789		390	65	22,724	75	12,752	284	25,033	1,093	172,972	1,192	2,499
3 cows	333		999		349,941		170	37	25,524	31	5,561	112	12,795	299	55,087	329	1,003
4 cows	113	407	452	1,559	158,704	559,913	74	23	20,433	13	4,429	42	6,820	101	22,965	113	462
5 to 9 cows	90		509		191,876		62	33	60,633	11	5,697	25	3,005	81	17,493	90	519
10 to 14 cows	3	13	32	185	13,950	79,100	3	2	6,000	1	2,080	———	———	1	365	3	24
15 cows and over	5		114		53,550		5	4	34,500	1	3,150	2	1,140	5	1,870	5	113
Martin																	
Total	804	370	1,108	483	395,148	186,302	55	26	68,204	10	1,085	33	2,341	651	59,734	825	1,214
None	xxx	xxx	xxx	xxx	xxx	xxx	xxx	xxx	xxx	xxx	xxx	xxx	xxx	xxx	xxx	63	67
1 cow	659	349	659	387	229,522	149,915	26	13	544	2	13	18	871	526	40,118	619	679
2 cows	106		212		65,962		13	5	998	1	108	9	858	95	12,781	105	212
3 cows	25		75		23,684		8	2	1,212	3	580	3	210	21	4,585	25	79
4 cows	8	20	32	76	6,390	25,437	3	1	450	2	200	2	102	7	1,750	8	38
5 to 9 cows	3		23		13,390		2	2	9,000	1	100	1	300	2	500	2	14
10 to 14 cows	———	———	———	———	———	———	———	———	———	———	———	———	———	———	———	———	———
15 to 19 cows	———		———		———		———	———	———	———	———	———	———	———	———	———	———
20 cows and over	3	1	107	20	56,200	10,950	3	3	56,000	1	84	———	———	———	———	3	125
Mecklenburg																	
Total	2,501	2,712	7,989	8,249	3,827,252	3,639,987	941	310	1,588,730	27	16,731	764	297,300	2,298	646,364	2,493	8,539
None	xxx	xxx	xxx	xxx	xxx	xxx	xxx	xxx	xxx	xxx	xxx	xxx	xxx	xxx	xxx	56	68
1 cow	1,166	2,054	1,166	2,772	550,196	1,142,610	162	34	4,362	———	———	149	14,170	1,102	154,551	1,114	1,303
2 cows	680		1,360		553,886		259	45	9,531	10	2,319	234	35,590	649	147,689	672	1,413
3 cows	237		711		286,826		144	36	17,656	3	940	133	35,080	226	77,905	237	746
4 cows	115	523	460	2,325	189,987	939,369	85	27	24,322	1	240	75	28,321	105	48,120	113	466
5 to 9 cows	173		1,099		485,865		161	59	115,475	2	723	131	98,167	153	124,589	172	1,154
10 to 14 cows	53	82	613	1,078	291,475	537,970	53	34	148,972	2	925	28	45,177	34	49,026	52	614
15 to 19 cows	16		268		137,952		16	15	103,410	2	2,765	4	5,990	7	6,738	16	274
20 to 29 cows	28	24	647	547	344,900	292,233	28	27	303,965	———	———	4	6,670	10	7,934	28	680
30 to 49 cows	20	15	715	548	383,115	259,220	20	20	358,497	3	2,169	2	350	7	1,360	20	795
50 to 74 cows	9	10	523	604	298,125	286,625	9	9	273,650	1	1,240	3	6,540	3	6,895	9	554
75 cows and over	4	4	427	375	304,925	181,960	4	4	228,890	3	5,410	1	21,245	2	21,557	4	472
Mitchell																	
Total	1,748	1,601	2,741	2,485	1,128,521	1,117,099	316	166	106,457	48	12,641	144	15,256	1,691	269,866	1,740	2,978
None	xxx	xxx	xxx	xxx	xxx	xxx	xxx	xxx	xxx	xxx	xxx	xxx	xxx	xxx	xxx	35	55
1 cow	1,132	1,469	1,132	1,940	526,804	912,079	114	38	4,946	14	1,077	76	4,890	1,109	146,256	1,096	1,237
2 cows	445		890		330,953		107	54	14,287	19	1,895	51	5,481	429	87,188	440	923
3 cows	97		291		100,489		38	30	17,139	5	1,859	7	1,430	88	19,529	96	315
4 cows	30	128	120	497	42,335	188,770	22	15	12,619	4	3,240	5	686	29	7,224	29	121
5 to 9 cows	40		249		96,950		31	26	40,416	5	1,450	5	2,769	34	9,155	40	275
10 cows and over	4	4	59	48	30,990	16,250	4	3	17,050	1	3,120	———	———	2	514	4	52
Montgomery																	
Total	1,048	1,073	1,537	1,519	763,356	695,309	229	28	35,591	21	5,612	202	22,549	974	171,714	1,005	1,567
None	xxx	xxx	xxx	xxx	xxx	xxx	xxx	xxx	xxx	xxx	xxx	xxx	xxx	xxx	xxx	18	43
1 cow	723	1,017	723	1,268	401,873	592,852	123	8	906	6	750	115	11,558	666	96,478	667	733
2 cows	266		532		228,536		78	11	1,765	10	1,742	67	7,613	253	57,723	262	526
3 cows	38		114		57,010		16	3	480	2	970	14	1,998	37	12,152	38	122
4 cows	13	52	52	191	20,902	71,382	5	2	1,500	2	1,150	3	500	11	3,181	12	43
5 to 9 cows	2		10		1,750		2	1	360	———	———	1	250	2	500	2	11
10 to 14 cows	2	4	24	60	13,760	31,075	2	2	10,580	———	———	1	400	2	860	2	22
15 cows and over	4		82		39,525		3	1	20,000	1	1,000	1	230	3	820	4	67

TABLE 19.—COWS MILKED AND MILK PRODUCED, 1939 AND 1929; DAIRY PRODUCTS SOLD AND BUTTER CHURNED, 1939; AND COWS KEPT FOR MILK APR. 1, 1940; BY NUMBER OF COWS MILKED, BY COUNTIES—Continued

(For explanation and definitions, see text)

STATE OR COUNTY AND NUMBER OF COWS MILKED	COWS MILKED				MILK PRODUCED (GALLONS)		DAIRY PRODUCTS SOLD, 1939							BUTTER CHURNED ON FARMS, 1939		COWS KEPT MAINLY FOR MILK PRODUCTION, APR. 1, 1940	
	Farms reporting		Number					Whole milk sold		Cream sold		Butter sold					
	1939	1929	1939	1929	1939	1929	Farms reporting	Farms reporting	Gallons	Farms reporting	Pounds of butterfat	Farms reporting	Pounds	Farms reporting	Pounds	Farms reporting	Number
NORTH CAROLINA—Continued																	
Moore																	
Total	1,619	1,364	2,482	2,147	1,280,540	1,083,895	324	94	204,754	9	9,444	273	31,994	1,491	249,545	1,660	2,683
None	xxx	xxx	xxx	xxx	xxx	xxx	xxx	xxx	xxx	xxx	xxx	xxx	xxx	xxx	xxx	110	155
1 cow	1,166	1,300	1,166	1,564	619,660	725,630	158	36	2,418	1	8	134	11,057	1,061	148,977	1,108	1,228
2 cows	375		750		321,881		123	30	4,289	2	125	113	14,241	362	78,087	364	737
3 cows	41		123		53,554		17	7	1,295	1	800	12	2,308	39	11,391	41	110
4 cows	13	49	52	174	20,270	81,034	6	2	3,291	———	———	4	1,090	13	3,870	13	52
5 to 9 cows	11		70		34,090		8	7	9,190	———	———	6	1,708	10	4,805	11	70
10 to 14 cows	4	6	48	72	28,525	40,972	3	3	24,525	1	116	———	———	1	100	4	46
15 to 19 cows	1		18		12,410		1	1	8,760	———	———	———	———	1	75	1	18
20 to 29 cows	5	5	107	113	72,900	78,319	5	5	58,101	2	1,825	2	440	2	860	5	124
30 cows and over	3	4	148	224	117,250	157,940	3	3	92,885	2	6,570	2	1,150	2	1,400	3	163
Nash																	
Total	2,228	1,424	2,902	1,858	1,346,662	842,969	359	75	146,218	17	2,240	329	30,748	2,066	306,617	2,203	3,019
None	xxx	xxx	xxx	xxx	xxx	xxx	xxx	xxx	xxx	xxx	xxx	xxx	xxx	xxx	xxx	136	138
1 cow	1,921	1,384	1,921	1,489	907,219	633,108	252	39	3,097	8	234	239	14,087	1,782	231,424	1,767	1,909
2 cows	238		476		201,864		67	16	2,947	2	13	62	7,537	226	52,611	252	445
3 cows	30		90		32,450		9	1	1,825	1	6	9	2,139	28	7,938	30	89
4 cows	16	27	64	100	26,262	42,475	12	4	2,023	2	135	11	3,770	16	7,252	16	75
5 to 9 cows	12		68		25,212		8	4	4,031	2	1,100	5	2,545	10	5,222	11	60
10 to 14 cows	———	9	———	103	———	61,461	———	———	———	———	———	———	———	———	———	———	———
15 to 19 cows	3		49		34,630		3	3	32,900	———	———	———	———	1	250	3	61
20 to 29 cows	3	1	65	25	30,500	14,600	3	3	20,225	2	752	2	830	2	1,890	3	67
30 to 49 cows	5	2	169	76	88,525	43,875	5	5	79,170	———	———	1	40	1	50	5	175
50 to 74 cows	———	1	———	65	———	47,450	———	———	———	———	———	———	———	———	———	———	———
New Hanover																	
Total	136	119	822	734	460,061	433,119	42	34	347,528	5	8,509	15	3,053	93	11,419	134	795
None	xxx	xxx	xxx	xxx	xxx	xxx	xxx	xxx	xxx	xxx	xxx	xxx	xxx	xxx	xxx	7	10
1 cow	90	96	90	124	44,213	54,764	14	11	1,197	1	10	7	363	64	4,359	85	87
2 cows	26		52		19,806		10	7	3,519	1	104	4	364	20	1,843	26	54
3 cows	4		12		2,965		3	2	155	———	———	1	26	4	597	3	9
4 cows	1	8	4	32	1,500	11,470	1	1	730	———	———	———	———	1	350	1	4
5 to 9 cows	1		6		3,000		———	———	———	———	———	———	———	———	———	1	6
10 to 14 cows	2	3	22	44	12,300	24,560	2	1	5,000	———	———	1	2,000	1	3,650	2	26
15 to 19 cows	1		16		11,000		1	1	9,000	———	———	———	———	———	———	1	16
20 to 29 cows	5	4	124	93	53,025	51,750	5	5	50,125	———	———	2	300	2	370	4	101
30 to 49 cows	———	4	———	150	———	86,175	———	———	———	———	———	———	———	———	———	———	———
50 cows and over	6	4	496	291	312,252	204,400	6	6	277,802	3	8,395	———	———	1	250	6	482
Northampton																	
Total	1,491	1,229	1,797	1,424	653,031	442,427	204	82	29,751	5	1,296	162	13,400	1,322	154,504	1,479	1,903
None	xxx	xxx	xxx	xxx	xxx	xxx	xxx	xxx	xxx	xxx	xxx	xxx	xxx	xxx	xxx	95	113
1 cow	1,261	1,203	1,261	1,325	464,578	408,311	132	49	5,747	1	75	104	6,193	1,111	113,501	1,170	1,254
2 cows	192		384		129,206		53	23	4,322	2	415	42	4,412	174	29,934	179	368
3 cows	29		87		29,205		12	4	2,800	1	600	12	1,935	29	8,468	26	80
4 cows	4	25	16	89	6,117	28,641	2	1	912	———	———	1	100	3	1,150	4	15
5 to 9 cows	2		13		5,900		2	2	3,900	———	———	1	100	2	440	2	13
10 to 14 cows	3	1	36	10	18,025	5,475	3	3	12,070	1	208	2	660	3	1,011	3	60
15 to 19 cows	———		———		———		———	———	———	———	———	———	———	———	———	———	———
Onslow																	
Total	560	399	688	556	228,294	194,847	38	14	3,561	5	210	29	2,354	272	25,724	591	803
None	xxx	xxx	xxx	xxx	xxx	xxx	xxx	xxx	xxx	xxx	xxx	xxx	xxx	xxx	xxx	54	61
1 cow	469	376	469	431	161,657	146,862	18	7	1,200	2	65	13	1,147	215	17,023	447	509
2 cows	66		132		41,672		12	3	1,070	2	110	9	572	42	4,598	65	136
3 cows	19		57		15,710		4	1	50	1	35	4	165	12	1,078	19	69
4 cows	3	21	12	98	3,730	38,685	2	2	1,116	———	———	1	20	1	250	3	12
5 to 9 cows	3		18		5,525		2	1	125	———	———	2	450	2	775	3	16
10 to 14 cows	———	2	———	27	———	9,300	———	———	———	———	———	———	———	———	———	———	———
15 to 19 cows	———		———		———		———	———	———	———	———	———	———	———	———	———	———
Orange																	
Total	1,687	1,527	3,549	3,138	1,836,404	1,488,130	582	84	461,527	26	16,285	518	104,854	1,603	377,741	1,646	3,947
None	xxx	xxx	xxx	xxx	xxx	xxx	xxx	xxx	xxx	xxx	xxx	xxx	xxx	xxx	xxx	34	43
1 cow	944	1,256	944	1,651	512,527	747,424	176	22	4,041	3	135	167	15,798	911	150,339	892	1,033
2 cows	514		1,028		467,334		226	17	7,054	8	2,070	217	33,404	497	134,101	495	1,076
3 cows	109		327		132,984		70	3	2,208	5	2,354	65	14,651	108	37,373	107	347
4 cows	42	259	168	941	77,577	406,245	33	3	3,122	2	800	32	15,653	39	25,303	42	187
5 to 9 cows	40		240		114,763		39	6	9,647	5	6,050	32	23,368	37	28,800	40	268
10 to 14 cows	8	26	86	319	48,740	164,931	8	5	22,900	2	3,684	3	1,550	5	2,415	8	102
15 to 19 cows	10		166		84,140		10	9	64,700	———	———	2	450	3	760	10	178
20 to 29 cows	13	3	315	76	202,664	50,850	13	12	156,575	1	1,192	———	———	2	450	13	404
30 cows and over	7	3	275	151	197,675	118,680	7	7	191,300	———	———	———	———	1	200	7	309
Pamlico																	
Total	392	376	465	493	211,134	182,024	81	48	14,794	34	2,938	40	2,068	315	22,995	385	495
None	xxx	xxx	xxx	xxx	xxx	xxx	xxx	xxx	xxx	xxx	xxx	xxx	xxx	xxx	xxx	27	28
1 cow	339	362	339	418	160,004	163,654	57	30	3,720	27	1,123	33	1,445	272	18,040	309	350
2 cows	41		82		30,625		17	13	5,849	5	465	5	375	35	3,290	38	75
3 cows	8	14	24	75	8,065	18,390	5	3	1,625	1	150	2	250	7	1,265	7	21
4 cows and over	4		20		12,440		2	2	5,600	1	1,200	———	———	1	400	4	21

TABLE 19.—COWS MILKED AND MILK PRODUCED, 1939 AND 1929; DAIRY PRODUCTS SOLD AND BUTTER CHURNED, 1939; AND COWS KEPT FOR MILK APR. 1, 1940; BY NUMBER OF COWS MILKED, BY COUNTIES—Continued

(For explanation and definitions, see text)

STATE OR COUNTY AND NUMBER OF COWS MILKED	COWS MILKED				MILK PRODUCED (GALLONS)		DAIRY PRODUCTS SOLD, 1939							BUTTER CHURNED ON FARMS, 1939		COWS KEPT MAINLY FOR MILK PRODUCTION, APR. 1, 1940	
	Farms reporting		Number					Whole milk sold		Cream sold		Butter sold					
	1939	1929	1939	1929	1939	1929	Farms reporting	Farms reporting	Gallons	Farms reporting	Pounds of butterfat	Farms reporting	Pounds	Farms reporting	Pounds	Farms reporting	Number
NORTH CAROLINA—Continued																	
Pasquotank																	
Total	561	632	1,160	1,268	404,987	414,819	137	28	69,290	32	9,459	107	37,251	455	74,212	558	1,653
None	xxx	xxx	xxx	xxx	xxx	xxx	xxx	xxx	xxx	xxx	xxx	xxx	xxx	xxx	xxx	33	116
1 cow	302	543	302	707	93,491	186,379	43	9	812	4	202	34	2,307	258	18,225	277	452
2 cows	176		352		100,383		56	3	627	12	1,527	48	3,579	154	18,191	168	498
3 cows	41		123		26,104		12	3	380	5	700	9	1,005	33	4,108	39	145
4 cows	16	79	64	307	15,194	63,730	9	4	1,006	2	630	7	700	12	2,068	15	65
5 to 9 cows	20		111		29,470		11	5	5,490	5	3,200	7	1,580	16	3,382	20	146
10 to 14 cows	2	7	20	101	9,975	61,935	2	1	5,475	2	600	1	440	1	500	2	25
15 to 19 cows	1		16		15,000		1	1	15,000	—	—	—	—	—	—	1	20
20 to 29 cows	—	1	—	23	—	12,775	—	—	—	—	—	—	—	—	—	—	—
30 cows and over	3	2	172	130	115,350	90,000	3	2	40,500	2	2,600	1	27,640	1	27,740	3	188
Pender																	
Total	777	543	1,251	1,110	585,057	413,209	193	75	171,809	11	2,924	152	10,823	571	57,036	798	1,442
None	xxx	xxx	xxx	xxx	xxx	xxx	xxx	xxx	xxx	xxx	xxx	xxx	xxx	xxx	xxx	74	88
1 cow	626	485	626	588	295,937	191,042	123	43	4,298	7	449	102	5,102	458	39,215	577	674
2 cows	120		240		95,295		47	17	1,791	3	675	38	4,047	94	14,610	116	250
3 cows	15		45		14,120		10	4	1,650	—	—	8	1,189	12	2,091	15	45
4 cows	2	47	8	224	3,800	69,261	2	1	50	—	—	2	550	2	650	2	8
5 to 9 cows	6		30		10,705		3	2	420	1	1,800	2	35	4	420	6	33
10 to 14 cows	1	5	14	55	7,000	26,006	1	1	6,700	—	—	—	—	1	50	1	18
15 to 19 cows	2		34		22,300		2	2	21,600	—	—	—	—	—	—	2	34
20 to 29 cows	2	—	44	—	18,125	—	2	2	17,600	—	—	—	—	—	—	2	48
30 cows and over	3	6	210	245	117,775	126,900	3	3	117,700	—	—	—	—	—	—	3	244
Perquimans																	
Total	466	435	585	603	179,517	151,906	110	12	4,104	7	626	103	7,756	430	45,020	482	698
None	xxx	xxx	xxx	xxx	xxx	xxx	xxx	xxx	xxx	xxx	xxx	xxx	xxx	xxx	xxx	23	30
1 cow	374	405	374	490	119,292	128,351	67	5	244	3	100	62	4,117	345	31,128	367	413
2 cows	78		156		46,207		38	5	775	3	474	37	3,233	75	11,892	78	175
3 cows	8		24		5,310		1	—	—	—	—	1	50	6	1,100	8	23
4 cows	2	30	8	113	1,047	23,555	1	—	—	—	—	1	52	2	400	2	8
5 to 9 cows	4		23		7,661		3	2	3,085	1	52	2	304	2	500	4	49
Person																	
Total	2,261	1,892	3,247	2,564	1,439,974	1,037,950	267	18	19,226	5	2,495	259	23,982	2,211	461,109	2,248	3,383
None	xxx	xxx	xxx	xxx	xxx	xxx	xxx	xxx	xxx	xxx	xxx	xxx	xxx	xxx	xxx	46	50
1 cow	1,495	1,824	1,495	2,280	730,885	929,640	127	8	572	—	—	126	6,222	1,458	241,122	1,445	1,593
2 cows	655		1,270		502,626		91	5	599	1	20	89	7,030	627	165,133	627	1,254
3 cows	93		279		114,145		25	1	80	1	245	24	3,801	89	34,614	93	290
4 cows	21	68	84	284	35,940	108,310	10	1	1,200	—	—	9	1,614	21	9,820	21	87
5 cows and over	17		119		56,378		14	3	16,775	3	2,250	11	5,315	16	10,420	16	109
Pitt																	
Total	1,450	990	2,028	1,458	936,012	613,195	202	74	200,951	20	3,268	157	11,539	1,005	119,330	1,537	2,337
None	xxx	xxx	xxx	xxx	xxx	xxx	xxx	xxx	xxx	xxx	xxx	xxx	xxx	xxx	xxx	128	153
1 cow	1,217	957	1,217	1,023	539,144	385,490	130	37	4,170	6	235	114	7,031	841	91,729	1,178	1,293
2 cows	184		368		138,118		46	17	2,754	7	418	33	3,488	131	20,293	182	385
3 cows	26		78		30,265		11	7	3,577	1	6	6	582	22	5,001	26	79
4 cows	6	44	24	191	11,830	55,235	4	3	2,075	2	212	4	438	5	1,270	6	24
5 to 9 cows	8		48		20,350		2	2	5,650	1	15	—	—	3	675	8	62
10 to 14 cows	1	5	10	71	6,000	51,550	1	—	—	1	1,680	—	—	1	50	1	10
15 to 19 cows	2		33		22,750		2	2	20,550	—	—	—	—	1	260	2	41
20 to 29 cows	2	1	48	24	30,825	13,000	2	2	26,425	2	700	—	—	1	52	2	68
30 to 49 cows	1	1	40	30	25,550	23,720	1	1	25,550	—	—	—	—	—	—	1	50
50 to 74 cows	3	2	162	119	111,180	84,200	3	3	110,180	—	—	—	—	—	—	3	172
Polk																	
Total	1,054	883	1,610	1,268	912,230	611,963	294	56	80,437	4	1,580	257	38,512	1,022	240,303	1,052	1,598
None	xxx	xxx	xxx	xxx	xxx	xxx	xxx	xxx	xxx	xxx	xxx	xxx	xxx	xxx	xxx	17	18
1 cow	676	842	676	1,069	427,177	517,525	122	9	989	1	280	117	11,814	657	120,035	659	704
2 cows	296		592		304,421		119	14	4,484	—	—	111	18,433	291	92,610	294	569
3 cows	53		159		73,727		29	12	9,750	—	—	21	4,775	50	19,649	53	148
4 cows	15	37	60	134	31,080	61,597	10	9	14,784	—	—	2	1,300	15	4,491	15	48
5 to 9 cows	9		54		32,115		9	7	21,925	—	—	4	1,566	7	2,618	9	45
10 to 14 cows	2	3	22	43	15,230	22,763	2	2	13,225	1	150	1	324	1	400	2	22
15 to 19 cows	3		47		28,480		3	3	15,280	2	1,150	1	300	1	500	3	44
20 to 29 cows	—	1	—	22	—	10,080	—	—	—	—	—	—	—	—	—	—	—
Randolph																	
Total	3,275	3,023	5,905	5,776	3,048,604	2,678,671	959	250	729,549	152	47,361	718	124,600	3,049	535,309	3,273	6,283
None	xxx	xxx	xxx	xxx	xxx	xxx	xxx	xxx	xxx	xxx	xxx	xxx	xxx	xxx	xxx	56	72
1 cow	2,071	2,526	2,071	3,333	1,087,531	1,560,212	352	86	10,752	20	2,467	310	27,391	1,971	266,363	2,024	2,250
2 cows	849		1,698		753,104		343	70	24,270	72	16,938	249	37,389	782	159,012	842	1,767
3 cows	182		546		247,589		113	21	10,904	34	12,161	86	20,971	168	49,679	181	554
4 cows	74	463	296	1,820	136,956	770,103	57	14	16,544	12	7,440	37	11,513	72	25,506	74	314
5 to 9 cows	55		331		177,750		50	17	47,942	14	8,355	33	25,216	47	29,689	52	314
10 to 14 cows	11	26	128	332	61,210	156,863	11	9	45,275	—	—	3	4,140	5	4,650	11	149
15 to 19 cows	16		255		168,510		16	16	160,878	—	—	—	—	3	300	16	273
20 to 29 cows	9	5	209	109	132,430	64,393	9	9	130,540	—	—	—	—	1	110	9	219
30 to 49 cows	5	2	176	70	116,524	16,600	5	5	116,444	—	—	—	—	—	—	5	171
50 cows and over	3	1	195	112	167,000	110,500	3	3	166,000	—	—	—	—	—	—	3	200

TABLE 19.—COWS MILKED AND MILK PRODUCED, 1939 AND 1929; DAIRY PRODUCTS SOLD AND BUTTER CHURNED, 1939; AND COWS KEPT FOR MILK APR. 1, 1940; BY NUMBER OF COWS MILKED, BY COUNTIES—Continued

(For explanation and definitions, see text)

STATE OR COUNTY AND NUMBER OF COWS MILKED	COWS MILKED				MILK PRODUCED (GALLONS)		DAIRY PRODUCTS SOLD, 1939						BUTTER CHURNED ON FARMS, 1939		COWS KEPT MAINLY FOR MILK PRODUCTION, APR. 1, 1940	
	Farms reporting		Number					Whole milk sold		Cream sold		Butter sold				
	1939	1929	1939	1929	1939	1929	Farms reporting	Farms reporting	Gallons	Farms reporting	Pounds of butterfat	Farms reporting	Pounds	Farms reporting	Pounds	Farms reporting	Number
NORTH CAROLINA—Continued																	
Richmond																	
Total	1,152	995	1,762	1,520	895,226	730,791	239	72	170,264	11	7,515	210	21,680	1,036	181,412	1,115	1,815
None	xxx	xxx	xxx	xxx	xxx	xxx	xxx	xxx	xxx	xxx	xxx	xxx	xxx	xxx	xxx	37	47
1 cow	885	944	885	1,097	465,375	530,406	132	42	4,620	3	390	121	9,631	798	117,206	824	881
2 cows	206		412		177,648		69	11	1,692	2	648	65	6,648	191	47,506	195	397
3 cows	34		102		44,258		20	5	522	1	400	17	3,577	30	11,220	33	103
4 cows	9	39	36	155	15,391	75,110	3	1	5	------	----------	3	399	9	2,136	8	31
5 to 9 cows	8		60		22,668		6	4	10,300	1	2,500	2	425	5	2,165	9	70
10 to 14 cows	2	8	27	112	8,350	48,690	2	2	5,400	------	----------	-----	--------	1	100	2	26
15 to 19 cows	2		34		29,200		2	2	27,775	------	----------	1	400	1	400	2	43
20 to 29 cows	1	------	24	------	7,261	----------	1	1	5,000	------	----------	1	600	1	679	1	24
30 cows and over	4	4	182	156	125,075	76,585	4	4	114,950	4	3,577	-----	-------	------	----------	4	193
Robeson																	
Total	3,778	1,986	4,459	2,334	2,145,476	973,275	294	114	136,077	21	4,586	241	24,163	3,102	326,134	3,787	4,561
None	xxx	xxx	xxx	xxx	xxx	xxx	xxx	xxx	xxx	xxx	xxx	xxx	xxx	xxx	xxx	193	197
1 cow	3,382	1,945	3,382	2,069	1,648,010	835,692	190	61	4,422	3	140	165	9,619	2,760	263,018	3,205	3,329
2 cows	331		662		284,586		56	21	7,365	8	955	44	6,493	289	47,207	325	613
3 cows	32		96		37,994		19	11	4,345	------	----------	17	2,935	28	7,748	32	90
4 cows	9	38	36	155	12,596	77,733	7	4	1,632	2	429	4	1,000	8	1,760	9	33
5 to 9 cows	15		91		53,365		13	9	23,828	5	2,128	8	2,341	12	4,224	14	78
10 to 14 cows	2		22		9,300		2	1	5,800	------	----------	2	1,000	2	1,100	2	28
15 to 19 cows	3	------	51	------	24,800	----------	3	3	19,800	1	100	1	775	2	1,025	3	55
20 cows and over	4	3	119	110	74,825	59,850	4	4	68,885	2	834	-----	-------	1	52	4	138
Rockingham																	
Total	3,177	2,759	4,739	4,091	2,232,349	2,136,981	509	148	293,675	3	4,780	454	81,458	3,105	665,857	3,161	5,119
None	xxx	xxx	xxx	xxx	xxx	xxx	xxx	xxx	xxx	xxx	xxx	xxx	xxx	xxx	xxx	67	78
1 cow	2,325	2,610	2,325	3,144	1,105,165	1,631,681	221	49	5,339	------	----------	205	15,279	2,274	383,159	2,255	2,482
2 cows	690		1,380		573,532		180	51	6,856	------	----------	167	24,984	682	199,207	678	1,427
3 cows	83		249		100,501		42	14	4,825	------	----------	36	9,042	82	33,139	83	265
4 cows	38	131	152	518	70,250	249,695	30	10	6,833	1	80	27	10,658	36	21,104	37	170
5 to 9 cows	21		128		58,906		16	6	11,387	1	400	12	10,500	20	15,948	21	131
10 to 14 cows	4	7	49	81	30,290	37,755	4	4	18,310	------	----------	2	4,620	2	5,080	4	68
15 to 19 cows	3		52		32,500		3	2	17,750	------	----------	1	350	3	950	3	67
20 to 29 cows	6	5	137	116	87,540	75,750	6	5	70,950	1	4,300	-----	-------	2	105	6	151
30 cows and over	7	6	267	232	173,665	142,100	7	7	151,425	------	----------	4	6,025	4	7,165	7	280
Rowan																	
Total	2,582	2,601	6,500	5,809	3,197,271	2,566,012	1,363	433	1,019,499	300	112,209	797	192,564	2,068	425,013	2,601	7,007
None	xxx	xxx	xxx	xxx	xxx	xxx	xxx	xxx	xxx	xxx	xxx	xxx	xxx	xxx	xxx	62	142
1 cow	1,148	1,992	1,148	2,803	582,042	1,176,782	311	54	8,854	47	5,678	232	22,883	930	118,198	1,115	1,244
2 cows	769		1,538		688,475		453	94	36,793	103	26,723	307	51,610	635	125,037	761	1,583
3 cows	294		882		390,297		245	77	58,498	67	25,692	134	35,231	237	63,300	293	931
4 cows	141	569	564	2,198	254,062	950,100	128	60	68,224	30	15,245	63	28,044	113	42,220	140	593
5 to 9 cows	166		1,012		460,301		162	94	187,423	41	24,874	46	35,344	127	51,774	166	1,051
10 to 14 cows	26	26	290	340	134,480	193,595	26	19	74,299	6	5,812	8	7,800	14	10,852	26	304
15 to 19 cows	14		223		150,445		14	11	82,735	4	6,985	4	9,252	6	10,202	14	237
20 to 29 cows	13	8	326	193	218,629	85,335	13	13	201,233	------	----------	2	400	4	1,120	13	368
30 to 49 cows	7	4	243	155	140,290	95,700	7	7	136,890	1	400	-----	-------	------	----------	7	235
50 cows and over	4	2	274	120	177,250	64,500	4	4	164,550	1	800	1	2,000	2	2,310	4	319
Rutherford																	
Total	3,185	2,919	4,839	4,693	2,541,137	2,264,814	1,173	246	269,751	243	51,874	863	122,317	2,925	604,975	3,121	5,009
None	xxx	xxx	xxx	xxx	xxx	xxx	xxx	xxx	xxx	xxx	xxx	xxx	xxx	xxx	xxx	88	106
1 cow	2,165	2,663	2,165	3,441	1,214,980	1,652,337	595	103	12,784	91	14,428	473	37,377	1,986	324,789	2,046	2,268
2 cows	843		1,686		806,449		435	76	15,539	121	27,183	296	44,546	784	207,822	812	1,651
3 cows	95		285		134,872		68	17	5,356	19	6,059	47	12,543	88	31,573	93	273
4 cows	30	229	120	895	57,575	416,453	24	12	11,864	5	1,562	14	6,940	27	13,646	30	118
5 to 9 cows	31		187		96,978		30	17	40,678	4	1,160	21	12,426	25	16,695	31	173
10 to 14 cows	10	25	114	313	72,994	176,679	10	10	57,300	------	----------	6	4,475	8	5,255	10	109
15 to 19 cows	5		81		45,950		5	5	41,230	------	----------	2	810	2	1,200	5	87
20 to 29 cows	2	2	45	44	22,064	19,345	2	2	16,500	1	300	2	950	2	1,350	2	53
30 to 49 cows	4	------	156	------	89,275	----------	4	4	68,500	2	1,182	2	2,250	3	2,645	4	171
Sampson																	
Total	2,957	1,950	3,550	2,520	1,454,380	968,067	344	100	29,442	6	724	292	25,733	2,668	333,927	2,940	3,675
None	xxx	xxx	xxx	xxx	xxx	xxx	xxx	xxx	xxx	xxx	xxx	xxx	xxx	xxx	xxx	224	234
1 cow	2,510	1,875	2,510	2,100	1,079,829	819,735	233	62	4,156	2	60	196	12,489	2,250	250,326	2,287	2,474
2 cows	370		740		265,181		83	27	3,082	2	154	71	6,373	344	64,640	354	696
3 cows	53		159		45,092		17	5	674	------	----------	15	2,314	51	10,382	52	156
4 cows	16	75	64	420	21,458	148,332	8	3	2,530	1	10	8	883	16	3,450	15	71
5 cows and over	8		77		42,820		3	3	19,000	1	500	2	3,674	7	5,129	8	44
Scotland																	
Total	702	546	938	653	444,883	250,281	107	30	47,948	9	1,072	86	10,174	653	89,542	727	1,001
None	xxx	xxx	xxx	xxx	xxx	xxx	xxx	xxx	xxx	xxx	xxx	xxx	xxx	xxx	xxx	68	83
1 cow	578	525	578	576	271,797	224,253	51	12	658	4	265	42	3,335	538	62,566	541	576
2 cows	92		184		81,954		36	10	1,997	1	400	30	3,266	89	18,410	88	169
3 cows	11		33		11,058		5	------	----------	------	----------	5	697	11	3,252	10	29
4 cows	13	21	52	77	24,754	26,028	8	3	1,280	1	8	6	1,886	10	3,794	12	45
5 cows and over	8		91		55,320		7	5	44,033	3	399	3	990	5	1,520	8	99

TABLE 19.—COWS MILKED AND MILK PRODUCED, 1939 AND 1929; DAIRY PRODUCTS SOLD AND BUTTER CHURNED, 1939; AND COWS KEPT FOR MILK APR. 1, 1940; BY NUMBER OF COWS MILKED, BY COUNTIES—Continued

(For explanation and definitions, see text)

STATE OR COUNTY AND NUMBER OF COWS MILKED	COWS MILKED				MILK PRODUCED (GALLONS)		DAIRY PRODUCTS SOLD, 1939							BUTTER CHURNED ON FARMS, 1939		COWS KEPT MAINLY FOR MILK PRODUCTION, APR. 1, 1940	
	Farms reporting		Number					Whole milk sold		Cream sold		Butter sold					
	1939	1929	1939	1929	1939	1929	Farms reporting	Farms reporting	Gallons	Farms reporting	Pounds of butterfat	Farms reporting	Pounds	Farms reporting	Pounds	Farms reporting	Number
NORTH CAROLINA—Continued																	
Stanly																	
Total	2,098	2,074	3,527	3,485	1,614,149	1,697,579	807	207	143,641	347	58,343	405	59,341	1,739	258,489	2,101	3,778
None	xxx	xxx	xxx	xxx	xxx	xxx	xxx	xxx	xxx	xxx	xxx	xxx	xxx	xxx	xxx	41	65
1 cow	1,162	1,858	1,162	2,476	575,280	1,231,839	279	66	8,462	95	10,063	159	13,247	930	103,792	1,136	1,284
2 cows	730		1,460		637,116		373	73	13,652	194	32,131	165	22,249	637	104,728	723	1,502
3 cows	131		393		157,652		90	29	9,981	40	7,328	45	9,934	113	26,600	129	378
4 cows	34	206	136	738	54,921	290,600	28	14	6,105	8	2,586	16	4,848	31	10,268	33	135
5 to 9 cows	29		169		72,430		27	15	21,668	9	4,387	17	5,524	25	9,106	29	167
10 to 14 cows	5	7	59	92	35,400	49,640	5	5	23,200	—	—	2	2,600	2	2,900	5	66
15 to 19 cows	—		—		—		—	—	—	—	—	—	—	—	—	—	—
20 to 29 cows	2	—	45	—	29,150	—	2	2	25,343	—	—	—	—	—	—	2	45
30 to 49 cows	3	2	103	74	52,200	52,500	3	3	35,230	1	1,848	1	939	1	1,095	3	126
50 to 74 cows	—	—	—	—	—	—	—	—	—	—	—	—	—	—	—	—	—
75 to 99 cows	—	—	—	—	—	—	—	—	—	—	—	—	—	—	—	—	—
100 to 199 cows	—	1	—	105	—	73,000	—	—	—	—	—	—	—	—	—	—	—
Stokes																	
Total	3,267	2,788	4,249	3,530	2,182,595	1,556,871	618	50	24,432	4	1,028	597	59,464	3,133	653,153	3,245	4,450
None	xxx	xxx	xxx	xxx	xxx	xxx	xxx	xxx	xxx	xxx	xxx	xxx	xxx	xxx	xxx	88	98
1 cow	2,449	2,718	2,449	3,273	1,333,895	1,473,038	332	19	1,900	1	75	322	23,158	2,341	406,843	2,352	2,563
2 cows	708		1,416		670,586		220	16	5,897	1	600	216	24,625	689	202,048	697	1,390
3 cows	85		255		117,653		49	8	1,715	1	180	47	9,161	81	34,120	85	238
4 cows	13	70	52	257	24,135	83,833	9	1	300	—	—	8	2,085	13	7,199	13	50
5 cows and over	12		77		36,326		8	6	16,620	1	173	4	435	9	2,943	12	111
Surry																	
Total	3,582	3,313	5,351	4,857	2,889,738	2,411,823	837	135	313,240	44	15,147	766	101,219	3,454	738,977	3,503	5,565
None	xxx	xxx	xxx	xxx	xxx	xxx	xxx	xxx	xxx	xxx	xxx	xxx	xxx	xxx	xxx	109	141
1 cow	2,493	3,113	2,493	3,906	1,424,099	1,972,661	403	48	7,416	13	1,799	385	31,238	2,406	420,289	2,326	2,588
2 cows	907		1,814		885,079		314	42	9,895	14	2,687	292	40,516	876	245,736	888	1,839
3 cows	106		318		143,645		61	17	6,801	3	717	54	11,047	105	38,098	105	303
4 cows	35	187	140	709	56,265	301,388	21	5	2,940	4	1,638	17	5,356	35	14,219	34	137
5 to 9 cows	22		127		53,030		19	5	1,543	8	7,070	12	4,732	21	10,865	22	123
10 to 14 cows	5	9	60	117	40,945	56,912	5	4	25,050	—	—	2	3,830	4	4,535	5	58
15 to 19 cows	4		65		41,850		4	4	35,620	—	—	1	1,825	1	1,825	4	72
20 to 29 cows	7	1	154	27	119,225	20,600	7	7	102,875	1	36	3	2,675	5	3,360	7	164
30 cows and over	3	3	180	98	125,600	60,262	3	3	121,100	1	1,200	—	—	1	50	3	140
Swain																	
Total	1,262	961	1,780	1,530	758,209	780,046	74	34	49,440	10	3,496	55	5,719	1,214	211,940	1,228	1,792
None	xxx	xxx	xxx	xxx	xxx	xxx	xxx	xxx	xxx	xxx	xxx	xxx	xxx	xxx	xxx	32	35
1 cow	889	871	889	1,176	406,754	628,601	14	7	960	1	156	10	871	847	126,400	839	925
2 cows	308		616		227,697		35	13	1,641	5	1,215	26	1,825	304	66,869	295	564
3 cows	47		141		54,643		18	8	3,690	3	1,925	14	2,404	47	14,542	45	116
4 cows	12	88	48	313	15,125	135,860	1	1	1,100	—	—	1	15	12	2,813	11	42
5 to 9 cows	3		19		7,255		3	2	2,320	—	—	2	250	2	616	3	17
10 cows and over	3	2	67	41	46,735	15,585	3	3	39,729	1	200	2	354	2	700	3	93
Transylvania																	
Total	826	607	1,317	1,183	583,442	494,575	258	74	74,729	—	—	215	23,391	780	117,861	822	1,431
None	xxx	xxx	xxx	xxx	xxx	xxx	xxx	xxx	xxx	xxx	xxx	xxx	xxx	xxx	xxx	16	17
1 cow	512	518	512	710	238,615	317,574	118	28	2,794	—	—	100	7,470	480	54,979	497	568
2 cows	244		488		187,438		103	26	5,893	—	—	89	8,381	232	39,956	239	496
3 cows	48		144		60,514		19	8	5,255	—	—	16	3,380	48	13,649	48	165
4 cows	12	89	48	473	21,360	177,001	8	5	2,287	—	—	4	600	12	3,874	12	57
5 cows and over	10		125		75,515		10	7	58,500	—	—	6	3,560	8	5,405	10	131
Tyrrell																	
Total	404	342	546	546	228,978	161,861	79	22	5,410	22	1,399	73	5,995	326	33,557	408	574
None	xxx	xxx	xxx	xxx	xxx	xxx	xxx	xxx	xxx	xxx	xxx	xxx	xxx	xxx	xxx	12	13
1 cow	303	298	303	355	145,947	122,889	48	12	1,100	13	835	46	3,343	236	21,424	295	313
2 cows	77		154		54,739		18	5	465	8	558	17	1,254	69	7,889	77	152
3 cows	12		36		8,617		5	1	100	—	—	4	295	11	1,440	12	36
4 cows	8	43	32	179	10,590	37,497	5	2	1,595	1	6	4	323	7	1,560	8	31
5 to 9 cows	4		21		9,085		3	2	2,150	—	—	2	780	3	1,244	4	29
10 to 14 cows	—	1	—	12	—	1,475	—	—	—	—	—	—	—	—	—	—	—
15 to 19 cows	—		—		—		—	—	—	—	—	—	—	—	—	—	—
Union																	
Total	3,934	4,005	6,733	6,762	2,941,749	2,907,507	974	102	272,875	293	55,372	665	90,833	3,696	600,916	3,931	7,598
None	xxx	xxx	xxx	xxx	xxx	xxx	xxx	xxx	xxx	xxx	xxx	xxx	xxx	xxx	xxx	71	91
1 cow	2,165	3,615	2,165	4,783	1,013,922	2,076,492	294	15	1,422	63	5,143	230	16,104	2,029	242,160	2,121	2,616
2 cows	1,367		2,734		1,114,713		450	22	4,299	163	26,639	299	33,916	1,301	242,730	1,344	2,940
3 cows	261		783		309,406		132	15	4,208	42	10,763	85	15,902	247	68,403	255	852
4 cows	66	349	264	1,341	106,919	520,951	37	13	10,769	12	4,255	20	6,608	57	17,697	65	287
5 to 9 cows	52		309		122,617		39	17	30,050	11	5,272	20	10,921	44	18,855	52	291
10 to 14 cows	8	35	86	472	35,625	219,039	7	6	17,685	1	900	3	525	4	2,025	8	90
15 to 19 cows	5		79		54,210		5	4	38,600	—	—	3	4,895	5	5,886	5	84
20 to 29 cows	4	4	93	101	55,740	69,275	4	4	51,745	—	—	2	412	4	860	4	92
30 to 49 cows	6	2	220	65	128,597	21,750	6	6	114,097	1	2,400	3	1,550	5	2,300	6	255

TABLE 19.—COWS MILKED AND MILK PRODUCED, 1939 AND 1929; DAIRY PRODUCTS SOLD AND BUTTER CHURNED, 1939; AND COWS KEPT FOR MILK APR. 1, 1940; BY NUMBER OF COWS MILKED, BY COUNTIES—Continued

(For explanation and definitions, see text)

STATE OR COUNTY AND NUMBER OF COWS MILKED	COWS MILKED				MILK PRODUCED (GALLONS)		DAIRY PRODUCTS SOLD, 1939							BUTTER CHURNED ON FARMS, 1939		COWS KEPT MAINLY FOR MILK PRODUCTION, APR. 1, 1940	
	Farms reporting		Number					Whole milk sold		Cream sold		Butter sold					
	1939	1929	1939	1929	1939	1929	Farms reporting	Farms reporting	Gallons	Farms reporting	Pounds of butterfat	Farms reporting	Pounds	Farms reporting	Pounds	Farms reporting	Number
NORTH CAROLINA—Continued																	
Vance																	
Total	1,647	1,487	2,476	2,025	1,239,043	886,576	276	50	74,312	7	6,817	261	37,988	1,583	372,567	1,629	2,608
None	xxx	xxx	xxx	xxx	xxx	xxx	xxx	xxx	xxx	xxx	xxx	xxx	xxx	xxx	xxx	51	59
1 cow	1,095	1,431	1,095	1,732	574,916	728,171	104	14	1,189	1	50	98	6,955	1,046	192,476	1,040	1,153
2 cows	440		880		408,248		116	21	3,541	----	----	113	14,983	430	129,061	427	894
3 cows	74		222		98,162		34	6	5,087	1	25	33	6,192	72	28,870	73	218
4 cows	19	54	76	199	34,280	88,505	7	2	285	1	65	7	1,591	19	8,010	19	85
5 to 9 cows	15		83		40,867		11	5	6,150	3	107	8	3,522	14	8,205	15	69
10 cows and over	4	2	120	94	82,570	69,700	4	2	58,060	1	6,570	2	4,745	2	5,945	4	130
Wake																	
Total	3,864	3,481	7,186	6,383	3,877,462	2,957,038	956	195	1,313,644	18	11,428	850	114,845	3,689	816,172	3,846	7,878
None	xxx	xxx	xxx	xxx	xxx	xxx	xxx	xxx	xxx	xxx	xxx	xxx	xxx	xxx	xxx	159	292
1 cow	2,788	3,206	2,788	3,779	1,529,417	1,637,037	508	54	4,149	4	220	488	41,336	2,685	498,117	2,629	2,970
2 cows	836		1,672		733,654		283	45	7,116	5	1,326	270	35,355	820	233,714	824	1,659
3 cows	115		345		142,540		60	16	10,798	1	1,400	52	14,028	109	41,625	111	369
4 cows	38	208	152	885	65,680	367,051	21	7	5,140	4	3,050	16	5,696	36	17,361	36	132
5 to 9 cows	23		142		78,690		20	11	29,145	----	----	15	10,630	20	14,925	25	159
10 to 14 cows	13	36	146	487	82,750	251,442	13	12	71,430	1	72	4	3,540	4	4,090	13	158
15 to 19 cows	8		136		86,015		8	7	68,000	1	2,100	1	1,400	3	1,835	8	154
20 to 29 cows	13	12	313	274	167,650	169,511	13	13	147,559	1	1,660	3	2,760	8	3,980	13	367
30 to 49 cows	20	11	742	410	543,268	257,370	20	20	537,195	----	----	----	----	3	325	20	835
50 to 74 cows	5	4	306	233	191,350	109,950	5	5	179,712	1	1,600	1	100	1	200	5	318
75 cows and over	5	4	444	315	256,448	164,677	5	5	253,400	----	----	----	----	----	----	5	465
Warren																	
Total	1,963	1,692	3,113	2,403	1,223,016	937,713	232	41	27,269	16	8,360	203	29,247	1,888	329,688	1,935	3,297
None	xxx	xxx	xxx	xxx	xxx	xxx	xxx	xxx	xxx	xxx	xxx	xxx	xxx	xxx	xxx	47	52
1 cow	1,191	1,587	1,191	1,967	496,390	788,128	62	11	643	1	100	58	3,786	1,145	141,389	1,137	1,254
2 cows	580		1,160		441,400		88	8	1,227	1	50	85	9,384	565	125,495	566	1,194
3 cows	116		348		129,368		35	8	4,095	2	104	30	6,160	110	35,419	113	347
4 cows	41	102	164	386	54,898	122,410	21	7	2,919	3	1,180	14	2,676	37	12,888	37	168
5 to 9 cows	29		166		65,135		20	5	1,260	7	3,706	14	6,841	27	12,847	29	180
10 cows and over	6	3	84	50	35,825	27,175	6	2	17,125	2	3,220	2	400	4	1,650	6	102
Washington																	
Total	467	411	707	566	308,804	194,316	105	41	46,989	18	979	85	8,521	335	41,784	504	839
None	xxx	xxx	xxx	xxx	xxx	xxx	xxx	xxx	xxx	xxx	xxx	xxx	xxx	xxx	xxx	55	67
1 cow	348	386	348	452	157,957	164,176	53	18	1,732	5	263	45	3,798	246	24,942	332	392
2 cows	92		184		67,767		37	14	2,017	11	178	32	2,743	69	10,065	91	196
3 cows	12		36		12,795		4	2	1,300	1	200	2	85	9	1,335	12	41
4 cows	9	25	36	114	13,760	30,140	6	3	3,240	1	338	3	325	6	1,692	8	34
5 cows and over	6		103		56,525		5	4	38,700	----	----	3	1,570	5	3,750	6	109
Watauga																	
Total	2,374	2,056	4,525	4,099	1,757,995	1,812,823	560	38	111,196	8	3,235	535	52,768	2,278	330,849	2,340	4,826
None	xxx	xxx	xxx	xxx	xxx	xxx	xxx	xxx	xxx	xxx	xxx	xxx	xxx	xxx	xxx	31	46
1 cow	1,037	1,632	1,037	2,427	462,477	1,109,708	127	6	168	1	200	125	8,012	981	101,481	985	1,160
2 cows	906		1,812		662,325		244	12	1,907	2	340	238	21,698	883	136,413	899	1,906
3 cows	275		825		283,420		109	4	495	----	----	106	12,030	269	55,175	273	847
4 cows	94	413	376	1,521	130,343	626,280	51	6	6,398	1	85	47	7,146	91	23,933	92	384
5 to 9 cows	53		318		112,275		22	4	3,233	3	1,650	18	3,860	51	13,292	51	287
10 to 14 cows	5	9	58	111	13,180	54,935	3	2	6,820	----	----	1	20	3	575	5	48
15 to 19 cows	1		15		10,000		1	1	8,200	1	960	----	----	----	----	1	17
20 cows and over	3	2	86	40	83,975	21,900	3	3	83,975	----	----	----	----	----	----	3	131
Wayne																	
Total	1,857	1,248	2,619	1,828	1,397,263	831,123	338	54	187,369	37	35,919	311	44,895	1,515	246,198	1,912	2,806
None	xxx	xxx	xxx	xxx	xxx	xxx	xxx	xxx	xxx	xxx	xxx	xxx	xxx	xxx	xxx	141	172
1 cow	1,560	1,192	1,560	1,318	808,688	554,313	211	19	2,717	10	1,800	205	17,787	1,266	176,414	1,482	1,556
2 cows	223		446		196,335		82	20	4,702	15	3,946	71	11,899	192	43,757	217	445
3 cows	40		120		46,860		20	4	2,300	4	700	19	3,387	33	10,340	38	110
4 cows	16	42	64	179	27,150	67,650	9	1	3,000	2	753	8	1,961	13	4,760	16	62
5 to 9 cows	5		30		14,990		3	----	----	----	----	3	4,436	5	5,046	5	24
10 to 14 cows	1	6	12	77	4,500	39,400	1	1	3,000	1	100	1	100	1	300	1	12
15 to 19 cows	2		30		19,058		2	1	10,950	1	202	1	3,000	1	3,000	2	30
20 to 29 cows	5	5	110	122	81,725	91,000	5	4	67,650	2	2,275	3	2,325	4	2,579	5	118
30 cows and over	5	3	247	132	198,157	78,760	5	4	93,050	2	26,143	----	----	----	----	5	277
Wilkes																	
Total	4,347	4,258	7,262	7,369	2,737,722	3,032,202	1,059	242	153,291	134	48,718	814	83,723	3,996	603,704	4,430	7,579
None	xxx	xxx	xxx	xxx	xxx	xxx	xxx	xxx	xxx	xxx	xxx	xxx	xxx	xxx	xxx	194	283
1 cow	2,523	3,700	2,523	5,093	1,048,610	2,174,102	368	69	9,226	16	1,641	320	20,898	2,279	261,420	2,423	2,665
2 cows	1,327		2,654		932,472		412	90	18,947	37	4,900	335	29,586	1,262	220,166	1,317	2,605
3 cows	309		927		324,177		141	37	16,014	32	8,903	91	14,471	291	68,746	308	882
4 cows	96	543	384	2,036	129,122	737,430	61	15	9,844	18	7,095	35	6,890	86	23,912	96	376
5 to 9 cows	74		443		167,282		59	21	22,370	25	16,622	27	9,738	64	24,335	74	425
10 to 14 cows	8	10	84	118	32,504	52,445	8	4	7,290	2	2,857	4	1,740	6	2,540	8	77
15 to 19 cows	3		47		17,800		3	----	----	3	4,200	----	----	3	1,050	3	37
20 cows and over	7	5	200	122	85,755	68,225	7	6	69,600	1	2,500	2	400	5	1,535	7	229

TABLE 19.—COWS MILKED AND MILK PRODUCED, 1939 AND 1929; DAIRY PRODUCTS SOLD AND BUTTER CHURNED, 1939; AND COWS KEPT FOR MILK APR. 1, 1940; BY NUMBER OF COWS MILKED, BY COUNTIES—Continued

(For explanation and definitions, see text)

STATE OR COUNTY AND NUMBER OF COWS MILKED	COWS MILKED				MILK PRODUCED (GALLONS)		DAIRY PRODUCTS SOLD, 1939							BUTTER CHURNED ON FARMS, 1939		COWS KEPT MAINLY FOR MILK PRODUCTION, APR. 1, 1940	
	Farms reporting		Number					Whole milk sold		Cream sold		Butter sold					
	1939	1929	1939	1929	1939	1929	Farms reporting	Farms reporting	Gallons	Farms reporting	Pounds of butterfat	Farms reporting	Pounds	Farms reporting	Pounds	Farms reporting	Number
NORTH CAROLINA—Continued																	
Wilson																	
Total	1,080	496	1,472	666	775,650	276,517	193	66	179,715	7	340	168	15,026	951	129,411	1,100	1,558
None	xxx	xxx	xxx	xxx	xxx	xxx	xxx	xxx	xxx	xxx	xxx	xxx	xxx	xxx	xxx	119	128
1 cow	961	480	961	516	496,149	202,587	142	35	4,632	3	190	134	10,185	852	107,870	873	932
2 cows	97		194		85,864		39	20	3,753	2	100	31	3,925	84	18,077	89	172
3 cows	7		21		7,630		2	2	2,180	———	———	1	416	6	1,378	5	16
4 cows	3	11	12	51	2,000	18,950	1	1	300	1	25	———	———	3	365	2	6
5 to 9 cows	5		29		8,635		2	1	350	———	———	2	500	5	1,621	5	25
10 to 14 cows	1		12		10,950		1	1	9,500	1	25	———	———	———	———	1	15
15 to 19 cows	———	4	———	60	———	37,000	———	———	———	———	———	———	———	———	———	———	———
20 to 29 cows	———		———		———		———	———	———	———	———	———	———	———	———	———	———
30 cows and over	6	1	243	39	164,422	18,000	6	6	159,000	———	———	———	———	1	100	6	264
Yadkin																	
Total	2,528	2,212	4,049	3,375	1,952,977	1,552,364	763	98	310,890	27	10,163	668	88,853	2,079	376,717	2,503	4,530
None	xxx	xxx	xxx	xxx	xxx	xxx	xxx	xxx	xxx	xxx	xxx	xxx	xxx	xxx	xxx	43	52
1 cow	1,715	2,033	1,715	2,562	870,591	1,213,060	399	23	2,375	5	534	385	37,262	1,438	207,364	1,657	1,912
2 cows	654		1,308		581,698		249	25	8,215	9	2,224	224	33,808	518	125,542	645	1,430
3 cows	84		252		111,979		47	5	1,665	4	1,010	41	9,698	74	24,995	83	277
4 cows	23	171	92	693	38,635	284,779	16	5	5,385	1	175	10	2,255	21	8,177	23	122
5 to 9 cows	19		124		52,245		19	10	23,970	6	4,720	6	2,750	14	5,340	19	159
10 to 14 cows	15	7	181	90	91,929	30,525	15	12	74,095	2	1,500	2	3,080	7	4,218	15	200
15 to 19 cows	8		134		77,475		8	8	72,885	———	———	———	———	2	516	8	136
20 cows and over	10	1	243	30	128,425	24,000	10	10	122,300	———	———	———	———	5	565	10	242
Yancey																	
Total	2,430	1,824	3,771	2,850	1,817,011	1,350,461	367	133	88,074	57	9,800	223	19,923	2,370	426,357	2,368	3,883
None	xxx	xxx	xxx	xxx	xxx	xxx	xxx	xxx	xxx	xxx	xxx	xxx	xxx	xxx	xxx	44	48
1 cow	1,522	1,668	1,522	2,255	848,670	1,127,611	125	30	3,285	15	1,954	96	5,940	1,476	213,315	1,434	1,624
2 cows	688		1,376		615,708		137	47	13,921	21	3,164	89	7,084	678	150,694	671	1,374
3 cows	132		396		154,736		53	20	10,819	14	2,718	23	2,613	131	34,505	132	380
4 cows	52	151	208	534	88,275	198,915	29	19	13,545	3	560	9	1,771	49	15,850	52	199
5 to 9 cows	32		197		74,067		20	13	16,004	4	1,384	6	2,515	32	11,229	32	204
10 cows and over	4	5	72	61	35,555	23,935	3	4	30,500	———	———	———	———	4	764	3	54
NORTH DAKOTA																	
Total	61,853	68,617	434,792	477,137	205,328,787	227,819,411	56,100	2,226	7,439,111	54,206	44,735,842	3,329	597,602	53,202	9,671,490	62,096	497,664
None	xxx	xxx	xxx	xxx	xxx	xxx	xxx	xxx	xxx	xxx	xxx	xxx	xxx	xxx	xxx	1,099	4,113
1 cow	3,289	9,263	3,289	14,627	1,525,947	6,916,195	655	87	16,610	491	52,841	118	7,369	2,027	170,200	3,051	5,299
2 cows	4,453		8,906		4,082,437		2,706	146	51,929	2,414	435,054	303	29,285	3,644	480,609	4,327	12,270
3 cows	4,675		14,025		6,597,750		3,999	132	70,079	3,783	1,069,739	352	41,683	3,979	609,035	4,589	18,395
4 cows	5,859	43,599	23,436	254,787	11,168,630	123,397,877	5,527	179	138,328	5,322	2,112,685	387	60,695	5,051	841,268	5,766	28,794
5 to 9 cows	29,078		197,535		93,931,098		28,741	772	1,148,272	28,190	20,980,958	1,576	296,953	25,813	4,791,684	28,841	226,848
10 to 14 cows	11,186	14,600	126,816	180,095	58,901,787	83,947,964	11,160	481	1,487,809	10,917	13,902,529	462	119,225	9,953	2,123,360	11,124	137,152
15 to 19 cows	2,445		39,797		18,114,209		2,444	223	1,496,394	2,330	4,174,895	101	27,248	2,104	490,300	2,434	42,397
20 to 29 cows	757	1,022	16,796	22,727	8,397,763	10,618,125	757	144	1,493,932	688	1,760,132	23	10,294	580	146,096	754	17,709
30 to 49 cows	102	116	3,539	3,907	2,138,318	2,284,165	102	53	1,134,903	67	231,225	6	2,850	49	16,578	102	3,868
50 to 74 cows	5	16	304	894	230,500	652,085	5	5	198,500	2	5,220	1	2,000	1	2,000	5	404
75 cows and over	4	1	349	100	240,348	3,000	4	4	202,355	2	10,564	———	———	1	360	4	415
Adams																	
Total	532	735	2,946	5,399	1,272,787	2,626,336	431	17	38,035	421	217,766	37	4,116	481	73,831	537	3,610
None	xxx	xxx	xxx	xxx	xxx	xxx	xxx	xxx	xxx	xxx	xxx	xxx	xxx	xxx	xxx	10	47
1 cow	55	116	55	185	26,398	87,246	9	———	———	6	299	4	263	45	3,296	54	93
2 cows	64		128		60,226		29	———	———	28	4,329	2	140	60	6,932	64	204
3 cows	59		177		80,808		51	1	2,000	50	8,933	3	50	55	7,111	59	231
4 cows	67	403	268	2,310	109,102	1,161,167	58	1	720	57	14,882	2	290	60	9,926	65	369
5 to 9 cows	218		1,445		615,424		215	7	9,180	213	120,819	19	2,032	198	32,835	217	1,739
10 to 14 cows	58	196	667	2,377	267,966	1,132,723	58	7	18,835	57	51,399	6	1,277	53	11,710	58	730
15 to 19 cows	8		134		66,363		8	———	———	8	10,375	1	64	8	1,611	7	139
20 cows and over	3	20	72	529	46,500	245,200	3	1	7,300	2	6,730	———	———	2	410	3	58
Barnes																	
Total	1,743	1,981	13,435	14,330	7,088,860	7,759,121	1,668	61	260,396	1,645	1,538,411	57	13,111	1,452	287,988	1,746	15,054
None	xxx	xxx	xxx	xxx	xxx	xxx	xxx	xxx	xxx	xxx	xxx	xxx	xxx	xxx	xxx	22	100
1 cow	52	210	52	341	24,387	188,240	10	———	———	9	762	1	40	21	2,017	45	68
2 cows	80		160		87,553		59	4	615	56	13,290	2	222	62	7,185	77	214
3 cows	100		300		163,735		95	1	684	90	31,229	5	740	79	11,663	96	371
4 cows	146	1,221	584	7,412	314,257	4,174,694	143	3	4,756	140	60,323	8	1,373	120	21,996	146	775
5 to 9 cows	896		6,224		3,136,577		892	26	22,754	886	697,858	30	6,537	780	147,491	891	7,043
10 to 14 cows	361	468	4,125	5,745	2,183,737	2,986,554	361	10	25,047	359	505,231	9	3,149	311	75,124	361	4,413
15 to 19 cows	75		1,197		697,480		75	8	52,015	74	152,796	2	1,050	63	17,863	75	1,215
20 to 29 cows	27	29	604	667	357,554	371,833	27	6	73,525	27	70,325	———	———	15	4,249	27	640
30 to 49 cows	6	2	189	65	123,600	34,800	6	3	81,000	4	6,597	———	———	1	400	6	215
50 to 74 cows	———	———	———	———	———	———	———	———	———	———	———	———	———	———	———	———	———
75 to 99 cows	———	———	———	———	———	———	———	———	———	———	———	———	———	———	———	———	———
100 to 199 cows	———	1	———	100	———	3,000	———	———	———	———	———	———	———	———	———	———	———

TABLE 19.—COWS MILKED AND MILK PRODUCED, 1939 AND 1929; DAIRY PRODUCTS SOLD AND BUTTER CHURNED, 1939; AND COWS KEPT FOR MILK APR. 1, 1940; BY NUMBER OF COWS MILKED, BY COUNTIES—Continued

(For explanation and definitions, see text)

STATE OR COUNTY AND NUMBER OF COWS MILKED	COWS MILKED				MILK PRODUCED (GALLONS)		DAIRY PRODUCTS SOLD, 1939							BUTTER CHURNED ON FARMS, 1939		COWS KEPT MAINLY FOR MILK PRODUCTION, APR. 1, 1940	
	Farms reporting		Number					Whole milk sold		Cream sold		Butter sold					
	1939	1929	1939	1929	1939	1929	Farms reporting	Farms reporting	Gallons	Farms reporting	Pounds of butterfat	Farms reporting	Pounds	Farms reporting	Pounds	Farms reporting	Number
NORTH DAKOTA—Continued																	
Benson																	
Total	1,383	1,507	10,453	9,554	5,467,097	4,874,559	1,280	41	78,772	1,258	1,179,949	119	19,104	1,248	274,456	1,375	12,009
None	xxx	xxx	xxx	xxx	xxx	xxx	xxx	xxx	xxx	xxx	xxx	xxx	xxx	xxx	xxx	19	68
1 cow	65	245	65	370	38,149	185,810	9	1	1,277	8	950	2	194	42	3,073	56	87
2 cows	72		144		73,679		51	2	875	48	9,993	4	450	58	8,783	68	207
3 cows	68		204		113,225		61	2	1,421	56	15,068	9	737	56	10,021	65	258
4 cows	122	982	488	5,666	261,650	2,982,633	116	3	1,270	115	42,603	12	1,427	111	18,739	120	580
5 to 9 cows	656		4,579		2,410,782		646	19	22,261	637	515,387	49	9,384	609	134,330	649	5,373
10 to 14 cows	328	266	3,694	3,212	1,887,962	1,543,475	325	7	16,010	323	436,073	36	5,357	307	81,236	327	4,035
15 to 19 cows	55		899		438,050		55	2	5,444	55	110,779	6	1,155	51	13,973	54	954
20 cows and over	17	14	380	306	243,600	162,641	17	5	30,214	16	49,096	1	400	14	4,301	17	447
Billings																	
Total	395	472	1,625	2,584	685,078	846,253	231	14	13,989	218	97,812	13	1,966	315	37,982	405	1,872
None	xxx	xxx	xxx	xxx	xxx	xxx	xxx	xxx	xxx	xxx	xxx	xxx	xxx	xxx	xxx	13	27
1 cow	61	104	61	168	27,768	53,045	3	2	57	1	65	-----	-----	22	1,704	59	115
2 cows	84		168		70,154		26	1	250	21	2,719	5	301	64	5,807	84	211
3 cows	68		204		87,638		39	4	1,122	35	6,111	1	25	61	7,459	67	231
4 cows	48	304	192	1,628	85,580	532,093	36	2	1,130	35	10,274	3	65	43	5,040	48	223
5 to 9 cows	110		698		283,175		103	2	430	102	55,832	3	525	101	13,013	110	780
10 to 14 cows	17	64	182	788	74,789	261,115	17	-----	-----	17	14,321	-----	-----	17	2,481	17	171
15 cows and over	7		120		55,974		7	3	11,000	7	8,490	1	1,050	7	2,478	7	114
Bottineau																	
Total	1,715	1,829	10,980	10,252	5,981,485	5,247,569	1,591	43	102,782	1,543	1,244,509	133	25,070	1,570	325,938	1,717	12,231
None	xxx	xxx	xxx	xxx	xxx	xxx	xxx	xxx	xxx	xxx	xxx	xxx	xxx	xxx	xxx	24	76
1 cow	87	341	87	526	45,996	266,658	18	5	900	12	1,023	2	113	65	5,380	81	132
2 cows	119		238		130,191		90	5	2,543	78	18,231	11	1,185	95	13,679	113	294
3 cows	134		402		224,826		127	4	2,240	118	36,665	8	1,869	122	19,423	132	523
4 cows	184	1,280	736	7,151	392,029	3,696,324	177	2	1,935	170	70,973	17	3,576	174	31,469	183	889
5 to 9 cows	919		6,186		3,403,815		908	12	11,722	898	725,286	78	14,843	870	189,378	912	6,760
10 to 14 cows	221	200	2,485	2,369	1,310,951	1,164,865	220	8	21,730	217	286,821	12	2,733	201	55,588	221	2,609
15 to 19 cows	43		698		350,833		43	4	19,825	43	84,982	5	751	38	11,559	43	745
20 to 29 cows	8	6	168	132	122,864	59,450	8	3	41,887	7	20,528	-----	-----	5	1,462	8	203
30 to 49 cows	-----	2	-----	74	-----	60,272	-----	-----	-----	-----	-----	-----	-----	-----	-----	-----	-----
Bowman																	
Total	454	586	2,411	4,146	1,031,946	1,717,199	358	15	29,563	347	192,288	21	3,245	415	67,359	460	2,907
None	xxx	xxx	xxx	xxx	xxx	xxx	xxx	xxx	xxx	xxx	xxx	xxx	xxx	xxx	xxx	10	41
1 cow	49	97	49	145	20,949	57,039	6	-----	-----	5	526	1	10	35	3,032	48	66
2 cows	64		128		52,040		29	2	408	25	2,938	3	269	57	7,384	64	174
3 cows	60		180		66,857		43	-----	-----	41	6,742	5	635	56	7,871	58	225
4 cows	48	326	192	1,947	82,572	846,455	47	-----	-----	47	14,876	2	320	43	6,333	47	232
5 to 9 cows	175		1,153		497,128		175	5	4,672	173	100,735	5	340	170	29,368	175	1,357
10 to 14 cows	48	157	549	1,930	248,266	767,325	48	7	17,483	47	53,045	4	1,491	45	11,003	48	639
15 to 19 cows	10		160		64,134		10	1	7,000	9	13,426	1	180	9	2,368	10	173
20 to 29 cows	-----	6	-----	124	-----	46,360	-----	-----	-----	-----	-----	-----	-----	-----	-----	-----	-----
Burke																	
Total	919	1,140	4,666	6,480	2,311,841	2,852,743	810	34	48,319	751	438,869	163	24,908	856	171,964	911	5,371
None	xxx	xxx	xxx	xxx	xxx	xxx	xxx	xxx	xxx	xxx	xxx	xxx	xxx	xxx	xxx	11	33
1 cow	77	196	77	307	36,821	137,213	19	-----	-----	12	737	9	500	60	5,487	69	106
2 cows	112		224		110,513		81	8	1,133	62	11,352	25	2,091	96	14,902	108	314
3 cows	118		354		168,414		104	3	1,015	96	24,012	25	2,484	112	18,813	115	434
4 cows	136	799	544	4,455	265,256	1,963,594	131	2	465	120	47,827	25	4,015	126	25,445	134	660
5 to 9 cows	398		2,556		1,289,312		397	14	20,200	385	256,611	72	14,858	387	90,161	396	2,886
10 to 14 cows	67	144	735	1,694	351,956	740,936	67	5	15,506	65	79,071	7	960	65	14,973	67	746
15 to 19 cows	11		176		89,569		11	2	10,000	11	19,259	-----	-----	10	2,183	11	192
20 to 29 cows	-----	1	-----	24	-----	11,000	-----	-----	-----	-----	-----	-----	-----	-----	-----	-----	-----
Burleigh																	
Total	997	1,144	7,816	8,723	3,105,512	3,843,965	859	50	378,007	812	615,613	50	13,163	838	143,137	1,018	9,016
None	xxx	xxx	xxx	xxx	xxx	xxx	xxx	xxx	xxx	xxx	xxx	xxx	xxx	xxx	xxx	39	173
1 cow	73	166	73	260	31,082	97,149	8	-----	-----	8	685	1	52	40	3,069	63	102
2 cows	72		144		54,701		40	3	819	31	3,517	10	902	54	7,528	71	229
3 cows	62		186		63,019		46	1	125	45	10,158	3	400	51	6,803	61	307
4 cows	70	660	280	3,908	101,233	1,654,634	59	3	675	55	17,708	4	170	61	9,758	69	315
5 to 9 cows	417		2,845		1,103,153		403	12	16,126	392	236,978	22	5,509	364	62,161	414	3,293
10 to 14 cows	213	276	2,452	3,448	888,732	1,512,020	213	11	40,228	204	217,278	6	2,155	196	34,592	211	2,648
15 to 19 cows	59		963		367,509		59	7	43,948	56	84,568	2	375	50	10,860	59	955
20 to 29 cows	23	35	524	799	227,363	353,910	23	7	68,939	18	33,037	-----	-----	19	4,506	23	519
30 cows and over	8	7	349	308	268,720	226,252	8	6	207,147	3	11,684	2	3,600	3	4,060	8	475
Cass																	
Total	2,261	2,346	15,812	17,014	8,740,626	9,380,901	2,075	219	1,408,763	1,899	1,622,526	69	16,197	1,594	337,709	2,230	17,885
None	xxx	xxx	xxx	xxx	xxx	xxx	xxx	xxx	xxx	xxx	xxx	xxx	xxx	xxx	xxx	24	88
1 cow	89	251	89	397	43,023	223,971	19	4	620	13	3,010	2	224	49	5,078	72	104
2 cows	164		328		169,324		112	5	2,957	108	22,349	3	285	105	15,307	154	470
3 cows	172		516		265,408		148	3	1,826	144	47,302	6	375	140	24,344	168	700
4 cows	233	1,535	932	9,082	509,508	4,886,815	216	8	7,763	212	90,467	10	3,139	171	34,974	228	1,118
5 to 9 cows	1,132		7,602		4,020,407		1,111	83	228,686	1,053	841,857	36	8,060	826	180,571	1,116	8,520
10 to 14 cows	347	508	3,911	6,223	2,151,910	3,487,847	345	50	301,169	302	438,874	9	4,694	254	62,235	345	4,185
15 to 19 cows	78		1,273		762,354		78	39	406,180	43	90,679	1	200	30	9,095	77	1,373
20 to 29 cows	38	39	849	855	565,032	499,417	38	19	251,102	22	83,288	2	1,220	19	6,105	38	964
30 cows and over	8	13	312	457	253,860	282,851	8	8	228,450	2	4,700	-----	-----	-----	-----	8	363

TABLE 19.—COWS MILKED AND MILK PRODUCED, 1939 AND 1929; DAIRY PRODUCTS SOLD AND BUTTER CHURNED, 1939; AND COWS KEPT FOR MILK APR. 1, 1940; BY NUMBER OF COWS MILKED, BY COUNTIES—Continued

(For explanation and definitions, see text)

STATE OR COUNTY AND NUMBER OF COWS MILKED	COWS MILKED				MILK PRODUCED (GALLONS)		DAIRY PRODUCTS SOLD, 1939							BUTTER CHURNED ON FARMS, 1939		COWS KEPT MAINLY FOR MILK PRODUCTION, APR. 1, 1940	
	Farms reporting		Number					Whole milk sold		Cream sold		Butter sold					
	1939	1929	1939	1929	1939	1929	Farms reporting	Farms reporting	Gallons	Farms reporting	Pounds of butterfat	Farms reporting	Pounds	Farms reporting	Pounds	Farms reporting	Number
NORTH DAKOTA—Continued																	
Cavalier																	
Total	1,753	1,781	10,388	9,646	5,397,750	5,329,272	1,624	40	60,382	1,586	1,211,899	101	16,967	1,631	361,911	1,769	12,094
None	xxx	xxx	xxx	xxx	xxx	xxx	xxx	xxx	xxx	xxx	xxx	xxx	xxx	xxx	xxx	34	111
1 cow	70	267	70	422	34,660	240,797	17	———	———	15	1,427	3	230	52	5,774	66	121
2 cows	131		262		125,219		92	4	845	87	17,375	6	360	113	16,950	130	392
3 cows	171		513		248,842		154	1	1,000	148	47,020	16	1,395	158	28,040	169	630
4 cows	225	1,376	900	7,544	456,400	4,159,175	215	11	7,517	208	98,288	11	2,061	207	39,074	223	1,181
5 to 9 cows	958		6,273		3,271,040		948	15	22,770	933	749,677	57	11,309	916	217,470	950	7,146
10 to 14 cows	171		1,907		1,021,704		171	5	9,290	169	244,610	7	1,512	162	46,185	170	2,027
15 to 19 cows	22	133	360	1,578	181,705	875,125	22	3	13,485	21	41,546	1	100	21	7,738	22	385
20 to 29 cows	5	5	103	102	58,160	54,175	5	1	5,475	5	11,956	———	———	2	700	5	101
Dickey																	
Total	1,105	1,237	8,079	9,502	3,248,736	4,534,234	1,002	32	65,042	975	759,176	20	8,122	869	119,559	1,117	9,770
None	xxx	xxx	xxx	xxx	xxx	xxx	xxx	xxx	xxx	xxx	xxx	xxx	xxx	xxx	xxx	23	85
1 cow	49	151	49	228	21,099	117,393	9	3	590	7	660	1	100	22	1,797	47	130
2 cows	62		124		47,580		30	2	865	28	4,384	———	———	43	3,702	61	185
3 cows	70		210		78,376		54	1	182	53	15,623	———	———	50	4,443	67	275
4 cows	97	710	388	4,281	148,038	2,031,005	92	3	1,610	89	30,031	———	———	73	8,599	96	523
5 to 9 cows	538		3,604		1,420,687		528	9	17,288	520	337,705	8	3,060	452	59,936	535	4,398
10 to 14 cows	221		2,511		1,046,277		221	12	33,710	212	247,618	9	4,332	178	32,984	220	2,843
15 to 19 cows	56	345	908	4,257	372,214	1,944,152	56	2	10,797	54	95,835	1	110	40	5,627	56	1,025
20 cows and over	12	31	285	736	114,465	441,684	12	———	———	12	27,320	1	500	11	2,471	12	308
Divide																	
Total	965	1,249	4,502	6,699	2,249,735	3,249,099	813	35	77,766	749	396,678	156	25,174	888	194,998	969	5,232
None	xxx	xxx	xxx	xxx	xxx	xxx	xxx	xxx	xxx	xxx	xxx	xxx	xxx	xxx	xxx	14	45
1 cow	101	248	101	390	48,133	187,321	21	2	166	14	955	7	250	82	7,206	100	157
2 cows	126		252		128,003		82	1	150	67	12,733	26	2,695	117	20,718	123	337
3 cows	134		402		202,361		114	2	2,547	103	29,114	20	3,618	124	25,362	131	501
4 cows	168	879	672	4,849	340,849	2,330,585	165	6	5,362	154	55,705	35	5,044	161	34,905	167	794
5 to 9 cows	387		2,489		1,214,895		382	18	28,416	366	234,862	63	12,990	359	94,490	385	2,799
10 to 14 cows	42		457		234,898		42	5	30,690	39	45,392	5	577	38	10,457	42	452
15 cows and over	7	122	129	1,460	80,596	731,193	7	1	10,435	6	17,917	———	———	7	1,860	7	147
Dunn																	
Total	1,158	1,247	7,495	8,392	3,264,350	3,554,572	996	25	17,928	968	688,612	68	6,541	1,036	138,783	1,167	8,842
None	xxx	xxx	xxx	xxx	xxx	xxx	xxx	xxx	xxx	xxx	xxx	xxx	xxx	xxx	xxx	15	58
1 cow	96	174	96	271	38,856	121,367	10	8	1,135	3	100	3	105	60	4,601	93	195
2 cows	86		172		67,242		43	5	691	36	5,235	6	240	69	7,034	85	245
3 cows	99		297		124,428		79	1	1,000	74	15,596	8	374	94	12,663	99	423
4 cows	92	801	368	4,611	155,976	2,007,409	84	2	425	82	30,414	7	768	78	9,162	92	475
5 to 9 cows	561		3,730		1,656,838		557	7	7,177	553	358,141	28	3,019	523	69,560	561	4,394
10 to 14 cows	173		1,932		817,534		172	1	1,500	170	183,905	13	1,635	163	26,901	171	2,071
15 to 19 cows	41	255	662	3,116	285,571	1,279,496	41	1	6,000	40	65,200	3	400	40	7,090	41	697
20 to 29 cows	10	17	258	394	117,905	146,300	10	———	———	10	30,021	———	———	9	1,772	10	284
Eddy																	
Total	595	621	5,503	4,755	2,375,484	2,214,631	550	16	24,325	533	600,206	24	6,396	506	115,301	594	6,122
None	xxx	xxx	xxx	xxx	xxx	xxx	xxx	xxx	xxx	xxx	xxx	xxx	xxx	xxx	xxx	7	25
1 cow	13	64	13	97	7,218	39,969	3	———	———	3	350	———	———	4	696	11	16
2 cows	27		54		18,298		11	3	485	7	696	2	154	21	2,418	25	86
3 cows	22		66		23,025		12	1	350	11	2,895	———	———	17	3,024	21	82
4 cows	29	384	116	2,355	47,158	1,096,124	27	2	550	26	10,884	1	40	19	3,067	28	148
5 to 9 cows	247		1,747		741,164		240	3	7,090	232	177,070	12	3,380	219	44,784	245	2,037
10 to 14 cows	174		2,024		885,340		174	6	14,500	173	222,505	6	1,341	157	40,400	174	2,202
15 to 19 cows	59	154	940	1,867	377,526	836,541	59	1	1,350	57	102,754	3	1,481	51	15,756	59	998
20 cows and over	24	19	543	436	275,755	242,197	24	———	———	24	83,052	———	———	18	5,156	24	528
Emmons																	
Total	1,254	1,442	10,271	12,317	3,761,126	5,118,904	1,160	31	50,962	1,140	925,308	11	1,673	1,168	157,863	1,274	12,502
None	xxx	xxx	xxx	xxx	xxx	xxx	xxx	xxx	xxx	xxx	xxx	xxx	xxx	xxx	xxx	33	132
1 cow	41	96	41	153	15,005	66,686	8	1	180	7	543	———	———	26	1,410	37	147
2 cows	54		108		38,373		27	3	1,520	25	3,356	1	3	42	3,279	52	139
3 cows	65		195		69,238		49	2	847	49	11,589	1	74	58	6,106	64	360
4 cows	80	818	320	5,179	108,613	2,240,061	74	4	4,474	71	22,454	———	———	69	6,498	80	429
5 to 9 cows	583		4,031		1,526,499		571	8	8,051	567	370,454	8	1,336	556	72,628	578	5,071
10 to 14 cows	327	493	3,758	6,203	1,347,359	2,535,802	327	10	23,560	320	343,934	1	260	316	48,175	326	4,215
15 to 19 cows	79		1,288		468,708		79	3	12,350	76	118,078	———	———	76	14,310	79	1,430
20 to 29 cows	25	34	550	745	187,335	267,355	25	———	———	25	54,900	———	———	25	5,457	25	579
30 to 49 cows	———	1	———	37	———	9,000	———	———	———	———	———	———	———	———	———	———	———
Foster																	
Total	582	645	4,488	4,443	2,057,369	2,267,441	537	29	42,446	514	427,731	34	8,126	527	100,475	591	5,064
None	xxx	xxx	xxx	xxx	xxx	xxx	xxx	xxx	xxx	xxx	xxx	xxx	xxx	xxx	xxx	14	49
1 cow	25	93	25	154	11,300	87,650	4	1	1	4	467	———	———	10	793	24	58
2 cows	29		58		28,559		16	5	2,771	11	2,279	1	140	24	3,087	30	74
3 cows	29		87		40,642		25	2	585	22	5,600	3	888	25	4,456	28	97
4 cows	51	395	204	2,279	92,862	1,161,057	46	———	———	45	17,370	5	465	47	7,129	50	247
5 to 9 cows	291		2,078		962,481		289	13	16,234	282	204,800	14	3,071	272	48,442	290	2,354
10 to 14 cows	126	145	1,456	1,742	657,297	875,269	126	7	17,855	120	142,624	10	2,726	120	27,710	126	1,563
15 to 19 cows	22		353		165,780		22	1	5,000	21	31,522	———	———	21	6,336	22	363
20 to 29 cows	6	12	132	268	63,548	143,465	6	———	———	6	12,819	1	836	6	1,882	6	145
30 to 49 cows	3	———	95	———	34,900	———	3	———	———	3	10,450	———	———	2	640	3	114

TABLE 19.—COWS MILKED AND MILK PRODUCED, 1939 AND 1929; DAIRY PRODUCTS SOLD AND BUTTER CHURNED, 1939; AND COWS KEPT FOR MILK APR. 1, 1940; BY NUMBER OF COWS MILKED, BY COUNTIES—Continued

(For explanation and definitions, see text)

STATE OR COUNTY AND NUMBER OF COWS MILKED	COWS MILKED				MILK PRODUCED (GALLONS)		DAIRY PRODUCTS SOLD, 1939							BUTTER CHURNED ON FARMS, 1939		COWS KEPT MAINLY FOR MILK PRODUCTION, APR. 1, 1940	
	Farms reporting		Number					Whole milk sold		Cream sold		Butter sold					
	1939	1929	1939	1929	1939	1929	Farms reporting	Farms reporting	Gallons	Farms reporting	Pounds of butterfat	Farms reporting	Pounds	Farms reporting	Pounds	Farms reporting	Number
NORTH DAKOTA—Continued																	
Golden Valley																	
Total	387	472	1,732	2,367	881,251	1,345,429	309	16	25,312	278	139,648	52	6,825	329	58,080	387	2,077
None	xxx	xxx	xxx	xxx	xxx	xxx	xxx	xxx	xxx	xxx	xxx	xxx	xxx	xxx	xxx	7	21
1 cow	50	150	50	241	22,715	130,102	12	1	125	6	927	6	460	31	3,085	47	85
2 cows	83		166		73,500		49	4	2,002	39	6,522	9	838	70	9,847	82	209
3 cows	45		135		66,985		40	2	250	33	7,957	12	1,961	40	7,720	45	183
4 cows	55	270	220	1,474	120,470	845,007	55	-----	----------	52	18,914	8	1,285	50	9,665	55	269
5 to 9 cows	126		817		415,171		125	4	7,440	122	73,150	12	1,655	114	21,326	123	944
10 to 14 cows	25	48	279	580	144,580	322,830	25	4	14,420	23	26,828	3	176	21	5,137	25	299
15 to 19 cows	-------		------		----------		------	-----	----------	------	----------	------	-------	------	-------	------	-------
20 to 29 cows	3	4	65	92	37,850	47,490	3	1	1,095	3	5,350	2	450	3	1,300	3	67
Grand Forks																	
Total	1,795	1,922	12,575	13,475	6,610,334	7,539,317	1,656	77	597,849	1,579	1,374,759	76	20,052	1,317	294,858	1,781	13,661
None	xxx	xxx	xxx	xxx	xxx	xxx	xxx	xxx	xxx	xxx	xxx	xxx	xxx	xxx	xxx	15	49
1 cow	88	215	88	351	46,587	186,799	20	3	685	15	2,080	3	100	50	5,464	82	118
2 cows	130		260		126,845		89	3	1,500	82	16,623	4	710	98	15,880	127	334
3 cows	114		342		162,448		100	3	1,347	95	28,382	9	1,421	84	16,449	112	380
4 cows	168	1,302	672	7,622	334,569	4,141,312	161	4	1,580	158	73,892	7	1,906	122	22,076	164	789
5 to 9 cows	902		6,103		3,084,098		894	20	47,783	872	692,993	40	10,092	701	160,321	893	6,604
10 to 14 cows	314	363	3,497	4,374	1,833,032	2,451,951	313	14	76,525	301	422,794	11	4,953	225	61,110	311	3,629
15 to 19 cows	46		744		412,422		46	10	84,719	39	80,739	1	300	28	10,176	44	763
20 to 29 cows	26	29	594	650	400,553	388,980	26	13	186,765	16	56,383	1	550	9	3,382	26	668
30 cows and over	7	13	275	478	209,780	370,275	7	7	196,945	1	873	------	-------	------	-------	7	327
Grant																	
Total	1,082	1,336	7,417	10,475	3,296,738	4,668,707	994	19	22,142	987	735,966	25	2,233	1,023	124,842	1,076	8,760
None	xxx	xxx	xxx	xxx	xxx	xxx	xxx	xxx	xxx	xxx	xxx	xxx	xxx	xxx	xxx	16	66
1 cow	59	148	59	221	24,903	95,116	17	2	120	14	1,481	3	125	42	2,173	54	120
2 cows	89		138		58,175		40	2	565	39	7,335	1	105	61	4,595	66	258
3 cows	100		300		131,023		89	1	421	88	23,288	2	68	96	9,105	97	376
4 cows	100	770	400	4,620	180,887	2,057,709	98	1	730	98	35,309	1	55	94	10,085	100	485
5 to 9 cows	506		3,428		1,548,965		503	10	12,426	501	351,989	11	835	489	61,162	498	4,093
10 to 14 cows	203	384	2,291	4,899	979,958	2,162,584	202	1	1,600	202	231,956	4	625	198	28,896	201	2,517
15 to 19 cows	32		518		225,884		32	2	6,280	32	52,594	2	220	30	5,326	31	556
20 to 29 cows	13	34	283	735	148,943	353,298	13	-----	----------	13	32,014	1	200	13	3,500	13	289
Griggs																	
Total	795	870	6,698	6,308	3,246,307	3,137,885	761	19	54,240	752	710,284	43	7,107	718	171,531	800	7,685
None	xxx	xxx	xxx	xxx	xxx	xxx	xxx	xxx	xxx	xxx	xxx	xxx	xxx	xxx	xxx	13	60
1 cow	20	92	20	160	8,258	79,166	5	1	350	4	460	-----	-------	8	752	18	34
2 cows	24		48		20,182		14	-----	----------	14	2,533	-----	-------	19	3,212	22	68
3 cows	30		90		42,060		25	1	182	25	7,917	-----	-------	24	3,575	30	117
4 cows	46	550	184	3,298	80,359	1,643,268	45	1	913	45	15,119	1	20	41	6,249	45	249
5 to 9 cows	394		2,770		1,345,251		392	5	2,320	387	286,771	28	4,433	366	85,831	393	3,225
10 to 14 cows	222	219	2,528	2,640	1,212,007	1,305,849	221	8	19,015	220	266,690	12	2,106	207	56,946	220	2,739
15 to 19 cows	47		768		359,640		47	2	20,485	46	87,204	2	548	42	13,366	47	835
20 cows and over	12	9	290	210	178,550	109,602	12	1	10,975	11	43,590	-----	-------	11	3,600	12	358
Hettinger																	
Total	856	991	5,100	7,428	2,388,230	3,583,689	751	12	28,879	746	528,783	7	1,480	781	94,537	871	6,369
None	xxx	xxx	xxx	xxx	xxx	xxx	xxx	xxx	xxx	xxx	xxx	xxx	xxx	xxx	xxx	22	63
1 cow	74	128	74	204	36,715	96,805	18	3	500	15	1,966	1	25	43	2,786	70	102
2 cows	90		180		78,337		58	1	600	58	10,107	-----	-------	78	6,394	90	252
3 cows	90		270		121,089		80	-----	----------	80	22,745	1	1	85	7,532	88	391
4 cows	101	575	404	3,300	182,608	1,554,861	97	-----	----------	96	33,905	2	635	95	11,203	101	531
5 to 9 cows	366		2,444		1,152,591		363	2	378	363	265,047	1	300	352	45,995	365	3,061
10 to 14 cows	102	260	1,142	3,292	525,124	1,645,093	102	2	1,210	102	128,646	1	259	99	14,881	102	1,322
15 to 19 cows	25		411		204,786		25	3	17,191	24	46,768	1	260	23	4,344	25	457
20 to 29 cows	8	27	175	602	87,020	276,730	8	1	9,000	8	19,599	-----	-------	6	1,402	8	190
30 to 49 cows	-------	1	------	30	----------	10,200	------	-----	----------	------	----------	------	-------	------	-------	------	-------
Kidder																	
Total	872	1,021	8,228	8,958	3,190,400	3,628,193	809	14	20,693	801	860,672	19	3,680	792	112,133	891	9,023
None	xxx	xxx	xxx	xxx	xxx	xxx	xxx	xxx	xxx	xxx	xxx	xxx	xxx	xxx	xxx	24	99
1 cow	32	97	32	150	11,930	57,253	2	-----	----------	2	150	-----	-------	11	762	30	49
2 cows	24		48		14,598		8	1	365	7	1,187	-----	-------	20	1,707	24	80
3 cows	43		129		45,064		33	2	248	32	8,492	2	515	33	3,871	42	179
4 cows	45	539	180	3,292	71,800	1,374,463	42	-----	----------	42	17,956	-----	-------	37	3,814	45	214
5 to 9 cows	335		2,366		945,254		333	3	4,400	329	255,730	11	2,250	317	41,207	335	2,730
10 to 14 cows	251	337	2,918	4,369	1,133,838	1,784,639	250	3	7,815	250	316,381	1	150	239	37,019	250	3,080
15 to 19 cows	101		1,631		623,613		100	4	3,865	98	172,926	3	505	94	16,053	100	1,683
20 to 29 cows	41	44	924	1,007	344,303	359,738	41	1	4,000	41	87,850	2	260	41	7,700	41	909
30 to 49 cows	-------	4	------	140	----------	52,100	------	-----	----------	------	----------	------	-------	------	-------	------	-------
La Moure																	
Total	1,235	1,400	9,274	11,283	4,093,035	5,115,572	1,165	34	67,245	1,152	988,355	34	6,621	997	176,047	1,246	10,562
None	xxx	xxx	xxx	xxx	xxx	xxx	xxx	xxx	xxx	xxx	xxx	xxx	xxx	xxx	xxx	27	130
1 cow	51	119	51	190	21,670	84,846	13	2	550	10	716	3	360	27	2,466	44	72
2 cows	54		108		49,322		34	2	400	31	6,258	2	275	44	6,360	54	170
3 cows	69		207		84,431		62	3	551	61	14,892	3	350	49	6,489	67	244
4 cows	89	832	356	5,158	153,358	2,332,535	87	2	1,075	86	36,881	3	165	68	8,865	87	414
5 to 9 cows	643		4,441		1,960,909		640	10	13,342	639	471,591	19	3,329	529	90,068	638	5,087
10 to 14 cows	273	417	3,089	5,183	1,337,767	2,260,419	273	11	30,374	269	318,475	4	2,142	234	47,746	273	3,325
15 to 19 cows	35		576		267,070		35	1	2,000	35	66,861	------	-------	33	10,127	35	620
20 to 29 cows	21	31	466	721	218,508	432,772	21	3	18,953	21	50,681	------	-------	13	3,928	21	502
30 to 49 cows	-------	1	------	31	----------	5,000	------	-----	----------	------	----------	------	-------	------	-------	------	-------

TABLE 19.—COWS MILKED AND MILK PRODUCED, 1939 AND 1929; DAIRY PRODUCTS SOLD AND BUTTER CHURNED, 1939; AND COWS KEPT FOR MILK APR. 1, 1940; BY NUMBER OF COWS MILKED, BY COUNTIES—Continued

(For explanation and definitions, see text)

STATE OR COUNTY AND NUMBER OF COWS MILKED	COWS MILKED				MILK PRODUCED (GALLONS)		DAIRY PRODUCTS SOLD, 1939						BUTTER CHURNED ON FARMS, 1939		COWS KEPT MAINLY FOR MILK PRODUCTION, APR. 1, 1940	
	Farms reporting		Number					Whole milk sold		Cream sold		Butter sold				
	1939	1929	1939	1929	1939	1929	Farms reporting	Farms reporting	Gallons	Farms reporting	Pounds of butterfat	Farms reporting	Pounds	Farms reporting	Pounds	Farms reporting	Number
NORTH DAKOTA—Continued																	
Logan																	
Total	951	1,013	10,260	9,915	3,570,087	4,005,889	937	4	910	934	1,021,893	16	2,089	874	102,699	982	11,946
None	xxx	xxx	xxx	xxx	xxx	xxx	xxx	xxx	xxx	xxx	xxx	xxx	xxx	xxx	xxx	37	182
1 cow	14	56	14	90	7,440	38,325	7	1	100	5	468	1	20	9	457	12	28
2 cows	13		26		11,455		11	1	150	11	1,580	——	——	8	569	13	45
3 cows	22		66		27,780		21	——	——	21	7,134	——	——	18	1,719	22	112
4 cows	28	473	112	3,077	41,094	1,272,782	28	——	——	28	10,105	1	20	23	1,845	28	169
5 to 9 cows	334		2,396		890,032		332	——	——	332	248,466	7	621	305	29,053	332	2,940
10 to 14 cows	354	435	4,156	5,641	1,486,980	2,260,756	352	2	680	352	424,753	4	242	338	41,987	352	4,707
15 to 19 cows	128		2,117		658,319		128	——	——	127	196,355	3	1,186	119	17,909	128	2,297
20 to 29 cows	53	45	1,196	985	387,199	381,999	53	——	——	53	114,893	——	——	49	8,276	53	1,240
30 to 49 cows	5	4	177	124	59,788	52,027	5	——	——	5	18,141	——	——	5	884	5	226
McHenry																	
Total	1,703	1,869	13,109	12,939	5,950,657	6,265,473	1,579	65	137,766	1,522	1,349,639	101	17,618	1,542	275,210	1,701	14,867
None	xxx	xxx	xxx	xxx	xxx	xxx	xxx	xxx	xxx	xxx	xxx	xxx	xxx	xxx	xxx	23	105
1 cow	79	213	79	347	34,347	159,157	12	2	225	10	907	——	——	53	3,681	73	133
2 cows	91		182		78,190		63	5	2,991	51	7,808	11	1,598	76	10,792	88	234
3 cows	111		333		144,953		97	3	1,520	94	26,013	10	665	99	13,112	107	437
4 cows	143	1,241	572	7,172	275,773	3,582,590	139	8	5,631	132	55,780	11	1,137	124	19,394	141	700
5 to 9 cows	795		5,494		2,529,374		784	23	41,429	764	568,490	45	9,427	742	130,649	787	6,349
10 to 14 cows	346	386	3,944	4,745	1,729,222	2,210,053	346	12	23,661	339	409,051	22	4,551	323	70,186	344	4,273
15 to 19 cows	98		1,585		730,857		98	9	42,384	94	177,825	2	240	89	20,110	98	1,703
20 to 29 cows	36	27	795	599	351,831	270,453	36	3	19,925	34	89,080	——	——	32	5,931	36	820
30 to 49 cows	4	2	125	78	78,110	43,220	4	——	——	4	14,585	——	——	4	1,375	4	113
McIntosh																	
Total	1,002	1,045	9,412	10,494	3,337,868	3,826,772	981	7	2,269	978	911,455	16	1,518	920	93,038	1,023	10,788
None	xxx	xxx	xxx	xxx	xxx	xxx	xxx	xxx	xxx	xxx	xxx	xxx	xxx	xxx	xxx	25	104
1 cow	16	45	16	66	7,147	26,945	6	1	80	5	555	2	80	11	355	15	34
2 cows	26		52		15,915		23	1	185	23	2,735	——	——	23	1,452	25	86
3 cows	25		75		25,540		23	1	300	23	5,666	——	——	18	1,491	25	112
4 cows	37	492	148	3,343	46,190	1,318,863	35	——	——	35	11,304	——	——	32	2,149	37	197
5 to 9 cows	464		3,378		1,227,330		462	——	——	461	347,306	3	279	432	37,776	463	4,091
10 to 14 cows	323	459	3,719	5,988	1,345,617	2,124,214	321	1	444	321	365,075	6	384	299	33,984	322	4,015
15 to 19 cows	81		1,351		441,441		81	2	900	80	113,717	4	675	77	11,065	81	1,444
20 cows and over	30	49	673	1,097	228,688	356,750	30	1	360	30	65,097	1	100	28	4,766	30	705
McKenzie																	
Total	1,105	1,303	4,538	6,235	1,804,824	2,561,217	759	32	40,997	662	244,866	172	24,386	980	164,433	1,111	5,273
None	xxx	xxx	xxx	xxx	xxx	xxx	xxx	xxx	xxx	xxx	xxx	xxx	xxx	xxx	xxx	24	61
1 cow	158	398	158	600	64,321	237,658	18	2	77	10	903	6	410	105	7,001	150	230
2 cows	199		398		165,936		78	4	1,265	51	7,634	25	2,611	173	21,592	196	519
3 cows	166		498		200,946		121	8	2,263	101	16,480	24	2,561	151	22,403	164	595
4 cows	164	794	656	4,239	252,566	1,774,960	138	3	1,300	125	30,629	27	3,791	157	28,083	163	769
5 to 9 cows	373		2,314		902,513		359	9	8,992	332	154,663	82	14,123	354	74,859	370	2,565
10 cows and over	45	113	514	1,396	218,542	548,599	45	6	27,100	43	34,557	8	890	40	10,515	44	534
McLean																	
Total	1,905	2,032	13,843	12,980	6,550,210	5,968,304	1,719	71	91,533	1,654	1,499,144	164	20,857	1,722	281,229	1,921	15,881
None	xxx	xxx	xxx	xxx	xxx	xxx	xxx	xxx	xxx	xxx	xxx	xxx	xxx	xxx	xxx	39	100
1 cow	92	361	92	555	37,843	259,235	14	2	205	7	507	5	397	61	4,094	87	163
2 cows	137		274		111,109		74	2	162	65	11,783	16	1,231	119	12,793	135	417
3 cows	134		402		175,419		108	11	7,615	94	24,268	20	2,241	118	16,768	133	512
4 cows	158	1,250	632	7,137	298,901	3,395,725	146	6	5,151	136	37,048	21	2,695	142	21,538	155	758
5 to 9 cows	874		6,000		2,845,298		867	30	30,853	849	655,638	76	9,706	805	132,095	867	6,994
10 to 14 cows	400	405	4,502	4,940	2,159,135	2,169,564	400	15	36,159	394	525,779	20	3,702	373	71,209	395	4,854
15 to 19 cows	92		1,505		720,265		92	5	11,390	91	172,303	6	885	88	18,295	92	1,626
20 to 29 cows	15	16	334	348	152,740	143,780	15	——	——	15	38,673	——	——	15	3,252	15	351
30 to 49 cows	3	——	102	——	49,500	——	3	——	——	3	13,145	——	——	3	1,185	3	106
Mercer																	
Total	959	963	8,029	8,078	3,205,551	3,606,948	909	25	32,851	895	796,090	14	1,221	899	114,632	973	9,227
None	xxx	xxx	xxx	xxx	xxx	xxx	xxx	xxx	xxx	xxx	xxx	xxx	xxx	xxx	xxx	23	107
1 cow	25	77	25	123	9,570	57,740	8	2	141	4	204	2	84	18	1,284	25	41
2 cows	43		86		34,655		22	3	379	18	2,287	2	60	38	3,218	41	131
3 cows	44		132		51,893		38	——	——	38	9,413	——	——	35	3,211	43	159
4 cows	65	558	260	3,491	101,485	1,571,995	62	5	4,700	59	19,504	1	135	59	5,593	63	332
5 to 9 cows	448		3,139		1,270,894		445	8	7,143	444	317,604	7	882	421	48,941	444	3,758
10 to 14 cows	246	301	2,860	3,841	1,131,253	1,694,153	246	3	3,613	245	293,646	1	50	241	35,723	246	3,088
15 to 19 cows	68		1,104		439,081		68	——	——	68	111,643	1	10	68	12,941	68	1,174
20 to 29 cows	20	24	423	527	166,940	229,410	20	2	16,875	19	41,789	——	——	19	3,721	20	437
30 to 49 cows	——	3	——	96	——	53,650	——	——	——	——	——	——	——	——	——	——	——
Morton																	
Total	1,587	1,680	12,242	13,479	5,751,679	5,665,579	1,406	60	355,248	1,369	1,284,056	46	6,462	1,288	168,217	1,566	15,002
None	xxx	xxx	xxx	xxx	xxx	xxx	xxx	xxx	xxx	xxx	xxx	xxx	xxx	xxx	xxx	30	152
1 cow	70	186	70	302	26,382	107,941	5	——	——	5	500	——	——	34	2,023	58	129
2 cows	91		182		82,873		37	——	——	36	7,659	1	280	74	8,166	88	300
3 cows	92		276		116,579		73	2	1,700	69	19,339	5	1,028	71	7,162	89	512
4 cows	115	965	460	5,967	198,834	2,444,003	103	3	1,350	99	35,380	4	510	92	8,897	110	583
5 to 9 cows	731		5,095		2,258,168		720	15	12,941	715	541,744	26	3,208	622	78,071	724	6,243
10 to 14 cows	360	491	4,104	6,179	1,976,093	2,639,188	360	14	51,355	353	491,327	7	1,060	316	48,933	359	4,803
15 to 19 cows	76		1,248		805,910		76	15	115,225	67	119,687	2	375	57	11,160	76	1,391
20 to 29 cows	27	32	587	702	314,890	270,790	27	9	92,450	21	48,020	1	5	19	3,285	27	635
30 cows and over	5	8	220	329	152,150	201,657	5	4	80,225	4	20,420	——	——	5	520	5	274

TABLE 19.—COWS MILKED AND MILK PRODUCED, 1939 AND 1929; DAIRY PRODUCTS SOLD AND BUTTER CHURNED, 1939; AND COWS KEPT FOR MILK APR. 1, 1940; BY NUMBER OF COWS MILKED, BY COUNTIES—Continued

(For explanation and definitions, see text)

STATE OR COUNTY AND NUMBER OF COWS MILKED	COWS MILKED				MILK PRODUCED (GALLONS)		DAIRY PRODUCTS SOLD, 1939							BUTTER CHURNED ON FARMS, 1939		COWS KEPT MAINLY FOR MILK PRODUCTION, APR. 1, 1940	
	Farms reporting		Number					Whole milk sold		Cream sold		Butter sold					
	1939	1929	1939	1929	1939	1929	Farms reporting	Farms reporting	Gallons	Farms reporting	Pounds of butterfat	Farms reporting	Pounds	Farms reporting	Pounds	Farms reporting	Number
NORTH DAKOTA—Continued																	
Mountrail																	
Total	1,351	1,734	7,741	11,444	3,550,760	5,320,919	1,176	44	63,047	1,129	743,295	107	14,766	1,211	240,996	1,359	8,892
None	xxx	xxx	xxx	xxx	xxx	xxx	xxx	xxx	xxx	xxx	xxx	xxx	xxx	xxx	xxx	27	65
1 cow	106	290	106	454	43,876	203,635	10	1	100	7	910	2	230	71	6,787	100	137
2 cows	132		264		121,489		81	5	512	68	10,181	14	1,447	112	16,197	128	360
3 cows	147		441		209,001		133	2	1,700	122	28,082	19	2,335	130	24,623	146	552
4 cows	170	1,072	680	6,096	308,080	2,930,946	161	2	800	155	51,806	12	1,385	152	30,114	167	858
5 to 9 cows	626		4,166		1,909,699		621	25	24,258	611	420,160	52	7,469	589	122,301	622	4,713
10 to 14 cows	137	342	1,535	4,160	698,121	1,892,308	137	6	22,502	134	171,317	7	1,120	127	32,821	136	1,609
15 to 19 cows	29		465		220,534		29	2	3,675	29	54,945	1	780	27	7,107	29	501
20 to 29 cows	4	26	84	588	39,980	232,230	4	1	9,500	3	5,894	-----	-------	3	1,046	4	97
30 to 49 cows	-------	3	------	96	----------	41,800	------	-----	----------	------	----------	-----	-------	------	-------	------	-------
50 to 74 cows	-------	1	------	50	----------	20,000	------	-----	----------	------	----------	-----	-------	------	-------	------	-------
Nelson																	
Total	1,121	1,190	9,373	9,192	4,973,679	5,264,392	1,086	29	54,742	1,075	1,058,600	50	7,720	994	230,812	1,121	10,321
None	xxx	xxx	xxx	xxx	xxx	xxx	xxx	xxx	xxx	xxx	xxx	xxx	xxx	xxx	xxx	9	36
1 cow	22	83	22	132	11,809	73,536	6	-----	----------	6	1,028	-----	-------	6	592	19	31
2 cows	26		52		28,685		21	2	374	19	3,415	1	12	22	2,988	25	64
3 cows	36		108		56,306		31	-----	----------	30	8,534	4	380	26	5,106	36	145
4 cows	59	793	236	5,061	114,674	2,984,628	55	-----	----------	54	23,976	1	100	50	8,952	59	293
5 to 9 cows	592		4,142		2,133,671		588	16	12,012	583	470,152	25	3,197	529	114,300	587	4,704
10 to 14 cows	303	294	3,404	3,529	1,852,650	1,950,597	302	7	22,756	300	385,830	18	3,981	284	76,890	303	3,525
15 to 19 cows	71		1,139		601,744		71	2	7,050	71	132,545	1	50	67	18,863	71	1,254
20 cows and over	12	20	270	470	174,140	255,631	12	2	12,570	12	33,120	-----	-------	10	3,121	12	269
Oliver																	
Total	589	639	5,007	5,414	2,066,987	2,404,191	556	10	7,170	552	571,355	16	2,120	491	68,150	591	5,806
None	xxx	xxx	xxx	xxx	xxx	xxx	xxx	xxx	xxx	xxx	xxx	xxx	xxx	xxx	xxx	14	72
1 cow	22	42	22	61	8,334	23,360	9	1	2	8	699	-----	-------	14	720	19	39
2 cows	23		46		17,799		15	-----	----------	15	1,782	2	88	19	2,284	20	53
3 cows	29		87		33,267		27	1	276	25	6,822	1	156	21	2,078	28	138
4 cows	38	366	152	2,209	55,137	992,180	33	-----	----------	33	11,342	-----	-------	33	3,390	36	200
5 to 9 cows	262		1,852		736,009		257	3	2,720	257	190,825	7	652	224	29,320	259	2,182
10 to 14 cows	153	210	1,764	2,694	727,122	1,203,721	153	4	3,782	152	216,551	6	1,224	132	21,711	153	1,973
15 to 19 cows	50		804		316,979		50	1	390	50	91,542	-----	-------	43	7,797	50	839
20 to 29 cows	12	21	280	450	174,340	184,930	12	-----	----------	12	51,792	-----	-------	5	830	12	310
Pembina																	
Total	1,562	1,609	8,988	8,555	5,357,485	4,720,120	1,407	60	98,121	1,362	993,127	76	15,615	1,361	303,043	1,562	9,782
None	xxx	xxx	xxx	xxx	xxx	xxx	xxx	xxx	xxx	xxx	xxx	xxx	xxx	xxx	xxx	16	45
1 cow	87	285	87	476	51,298	263,660	25	-----	----------	20	2,590	5	275	61	6,326	83	123
2 cows	170		340		198,074		116	6	2,385	107	22,438	9	765	137	23,989	168	432
3 cows	158		474		268,706		143	5	4,050	138	49,405	11	1,342	130	24,308	157	574
4 cows	219	1,164	876	6,139	509,296	3,402,137	209	12	10,475	202	96,741	9	2,285	191	37,725	216	981
5 to 9 cows	727		4,753		2,810,610		715	22	24,980	701	533,260	34	7,958	663	153,614	722	5,069
10 to 14 cows	168	157	1,856	1,822	1,135,401	984,073	166	9	29,109	163	215,210	7	2,678	150	47,310	167	1,911
15 to 19 cows	23		378		247,925		23	3	14,675	22	47,171	-----	-------	21	6,606	23	387
20 to 29 cows	10	2	224	48	136,175	31,500	10	3	12,447	9	26,312	1	312	8	3,165	10	260
30 to 49 cows	-------	-------	-------	-------	----------	----------	------	-----	----------	------	----------	-----	-------	------	-------	------	-------
50 to 74 cows	-------	1	------	70	----------	38,750	------	-----	----------	------	----------	-----	-------	------	-------	------	-------
Pierce																	
Total	1,024	1,069	8,300	7,252	3,785,898	3,249,886	970	30	67,052	948	776,760	76	16,712	918	166,444	1,044	9,617
None	xxx	xxx	xxx	xxx	xxx	xxx	xxx	xxx	xxx	xxx	xxx	xxx	xxx	xxx	xxx	24	87
1 cow	34	120	34	189	14,259	71,558	7	-----	----------	7	408	-----	-------	17	1,603	33	90
2 cows	33		66		25,698		20	-----	----------	19	3,077	3	182	25	2,598	33	103
3 cows	47		141		63,731		41	1	275	39	10,339	4	140	40	4,636	46	194
4 cows	61	738	244	4,296	127,017	1,937,845	59	3	2,955	57	23,582	4	419	54	7,781	61	307
5 to 9 cows	516		3,571		1,838,785		510	8	10,060	505	337,036	37	5,896	474	77,758	514	4,205
10 to 14 cows	271	195	3,120	2,372	1,414,693	1,058,619	271	14	29,172	261	299,183	22	8,559	251	56,826	271	3,460
15 to 19 cows	46		749		336,085		46	3	17,290	45	66,570	3	586	41	9,169	46	785
20 cows and over	16	16	375	395	165,630	182,064	16	1	7,300	15	36,565	3	950	16	6,073	16	386
Ramsey																	
Total	1,280	1,377	9,548	9,545	5,014,307	4,972,287	1,219	68	376,780	1,183	993,631	46	9,645	1,155	268,538	1,272	10,490
None	xxx	xxx	xxx	xxx	xxx	xxx	xxx	xxx	xxx	xxx	xxx	xxx	xxx	xxx	xxx	15	39
1 cow	38	186	38	303	19,794	150,138	11	1	180	9	787	2	95	25	2,390	34	77
2 cows	67		134		63,923		49	3	821	47	9,359	2	154	59	9,428	66	167
3 cows	79		237		122,745		71	4	1,583	69	20,329	1	50	68	11,682	74	269
4 cows	107	911	428	5,346	222,862	2,775,790	102	2	80	101	41,873	3	282	97	18,632	107	503
5 to 9 cows	689		4,675		2,488,303		687	22	33,174	678	532,809	22	4,882	643	148,321	681	5,254
10 to 14 cows	221	247	2,488	3,063	1,270,565	1,598,919	220	14	50,740	215	262,653	8	1,604	208	60,161	217	2,603
15 to 19 cows	56		918		468,196		56	7	65,602	51	98,757	7	2,378	45	14,979	56	942
20 to 29 cows	16	25	353	550	186,129	273,415	16	9	91,030	10	21,039	-----	-------	9	2,645	15	350
30 cows and over	7	8	277	283	173,790	173,025	7	6	133,550	3	8,025	1	200	1	300	7	286
Ransom																	
Total	1,110	1,266	8,282	9,543	3,578,881	4,577,086	1,026	19	67,214	1,007	841,069	27	8,935	925	173,870	1,130	9,716
None	xxx	xxx	xxx	xxx	xxx	xxx	xxx	xxx	xxx	xxx	xxx	xxx	xxx	xxx	xxx	33	139
1 cow	42	132	42	207	21,115	89,677	9	1	100	6	683	2	130	28	2,577	40	56
2 cows	49		98		38,828		27	2	652	23	4,942	2	260	37	5,668	44	128
3 cows	70		210		88,141		58	3	1,775	55	16,314	1	300	54	7,729	69	371
4 cows	75	784	300	4,686	131,256	2,206,239	70	3	1,081	66	26,664	1	987	62	10,264	75	452
5 to 9 cows	586		4,018		1,744,345		574	2	2,240	572	411,998	16	2,504	509	88,983	585	4,692
10 to 14 cows	235	321	2,650	3,943	1,100,071	1,933,511	235	3	10,891	233	278,332	2	2,850	195	47,004	232	2,833
15 to 19 cows	39		626		269,105		39	1	5,475	39	68,029	2	1,220	31	8,884	38	648
20 cows and over	14	29	338	707	186,020	347,559	14	4	45,000	13	34,107	1	684	9	2,761	14	397

TABLE 19.—COWS MILKED AND MILK PRODUCED, 1939 AND 1929; DAIRY PRODUCTS SOLD AND BUTTER CHURNED, 1939; AND COWS KEPT FOR MILK APR. 1, 1940; BY NUMBER OF COWS MILKED, BY COUNTIES—Continued

(For explanation and definitions, see text)

STATE OR COUNTY AND NUMBER OF COWS MILKED	COWS MILKED				MILK PRODUCED (GALLONS)		DAIRY PRODUCTS SOLD, 1939							BUTTER CHURNED ON FARMS, 1939		COWS KEPT MAINLY FOR MILK PRODUCTION, APR. 1, 1940	
	Farms reporting		Number					Whole milk sold		Cream sold		Butter sold					
	1939	1929	1939	1929	1939	1929	Farms reporting	Farms reporting	Gallons	Farms reporting	Pounds of butterfat	Farms reporting	Pounds	Farms reporting	Pounds	Farms reporting	Number
NORTH DAKOTA—Continued																	
Renville																	
Total	832	972	5,094	5,475	2,879,899	2,958,545	784	18	30,661	774	623,555	48	6,403	768	157,821	836	5,484
None	xxx	xxx	xxx	xxx	xxx	xxx	xxx	xxx	xxx	xxx	xxx	xxx	xxx	xxx	xxx	11	44
1 cow	34	171	34	274	18,597	134,919	8	----	----------	7	700	1	30	24	2,539	30	49
2 cows	62		124		72,988		49	3	1,000	47	8,164	7	480	54	8,211	61	153
3 cows	76		228		136,915		69	----	----------	67	24,861	5	360	67	10,723	76	292
4 cows	87	688	348	3,852	201,785	2,077,704	85	1	1,600	81	38,684	9	2,089	77	14,181	86	368
5 to 9 cows	453		2,986		1,683,397		453	7	5,959	452	375,268	23	3,061	429	90,649	453	3,185
10 to 14 cows	113	113	1,243	1,349	685,833	745,922	113	6	11,102	113	157,676	3	383	111	30,292	112	1,258
15 cows and over	7		131		80,386		7	1	11,000	7	18,202	----	----------	6	1,226	7	135
Richland																	
Total	2,156	2,260	15,646	17,210	7,205,904	7,910,103	2,007	66	183,471	1,958	1,668,015	62	19,778	1,559	301,181	2,154	18,093
None	xxx	xxx	xxx	xxx	xxx	xxx	xxx	xxx	xxx	xxx	xxx	xxx	xxx	xxx	xxx	37	135
1 cow	79	199	79	330	38,747	162,488	16	----	----------	15	1,852	1	200	45	4,549	69	99
2 cows	124		248		110,989		76	2	1,250	73	14,231	5	449	79	10,849	115	311
3 cows	143		429		191,781		130	1	360	127	36,600	3	566	98	12,528	141	606
4 cows	220	1,457	880	9,033	383,514	4,146,405	209	7	4,295	204	82,256	5	447	160	22,706	215	1,114
5 to 9 cows	1,037		7,035		3,253,603		1,024	25	31,484	1,005	758,726	34	9,331	772	148,383	1,027	8,174
10 to 14 cows	435	563	4,874	6,901	2,252,657	3,186,171	434	19	54,558	422	550,199	11	5,462	319	75,610	432	5,362
15 to 19 cows	88		1,433		635,363		88	7	39,965	84	151,691	2	2,125	63	19,108	88	1,588
20 to 29 cows	27	38	574	847	298,400	368,364	27	4	35,209	26	67,760	1	1,200	21	6,983	27	626
30 to 49 cows	3	3	94	99	38,850	46,675	3	1	16,350	2	4,700	----	----------	2	465	3	78
Rolette																	
Total	1,107	1,048	7,621	6,269	3,575,172	3,165,108	954	44	120,870	909	762,680	53	9,536	945	179,625	1,112	8,603
None	xxx	xxx	xxx	xxx	xxx	xxx	xxx	xxx	xxx	xxx	xxx	xxx	xxx	xxx	xxx	20	66
1 cow	80	219	80	326	32,147	169,423	10	----	----------	6	733	4	200	47	3,086	74	116
2 cows	115		230		88,154		59	4	1,790	53	7,385	4	475	88	8,689	110	307
3 cows	85		255		112,401		68	5	2,858	62	16,751	6	503	73	8,410	84	298
4 cows	77	673	308	3,849	129,572	1,945,945	73	2	972	71	26,452	----	----------	64	10,094	75	417
5 to 9 cows	498		3,459		1,645,306		492	12	15,711	479	357,872	22	5,486	440	89,965	497	3,894
10 to 14 cows	197	144	2,209	1,739	1,028,391	878,266	197	14	27,684	185	230,095	10	1,443	187	45,875	197	2,388
15 to 19 cows	39		645		303,275		39	2	13,300	39	74,577	6	929	37	9,595	39	671
20 to 29 cows	11	8	249	185	126,660	85,615	11	3	17,314	10	28,665	1	500	6	2,806	11	251
30 to 49 cows	5	3	186	110	107,266	55,859	5	2	41,241	4	20,150	----	----------	3	1,105	5	195
50 to 74 cows	----	1	----	60	----------	30,000	----	----	----------	----	----------	----	----------	----	----------	----	----------
Sargent																	
Total	1,135	1,215	7,685	9,267	3,693,583	4,707,734	1,051	24	36,241	1,034	894,576	50	8,492	848	157,337	1,146	8,864
None	xxx	xxx	xxx	xxx	xxx	xxx	xxx	xxx	xxx	xxx	xxx	xxx	xxx	xxx	xxx	20	83
1 cow	54	109	54	171	28,668	89,535	18	4	494	11	1,520	6	291	24	2,636	50	75
2 cows	77		154		67,565		49	1	100	46	10,237	5	515	53	6,333	76	212
3 cows	75		225		112,083		68	2	848	68	24,307	3	386	54	8,049	75	318
4 cows	111	761	444	4,658	227,812	2,414,120	107	3	2,582	106	47,947	5	892	79	12,687	110	553
5 to 9 cows	602		4,131		2,002,220		593	11	15,857	587	493,913	24	5,378	461	85,446	601	4,701
10 to 14 cows	177	326	2,013	4,014	956,334	2,003,749	177	----	----------	177	236,700	7	1,030	146	35,050	176	2,182
15 to 19 cows	33		536		256,551		33	2	4,500	33	62,634	----	----------	25	5,896	33	608
20 to 29 cows	6	19	128	424	62,370	200,330	6	1	11,860	6	17,318	----	----------	6	1,240	5	152
Sheridan																	
Total	917	968	8,205	7,964	3,479,332	3,314,406	888	18	12,723	886	923,723	5	756	811	91,174	923	9,452
None	xxx	xxx	xxx	xxx	xxx	xxx	xxx	xxx	xxx	xxx	xxx	xxx	xxx	xxx	xxx	23	126
1 cow	27	77	27	123	10,290	47,420	7	----	----------	7	800	----	----------	14	846	24	75
2 cows	29		58		20,831		24	1	100	24	4,098	----	----------	22	1,197	29	83
3 cows	28		84		39,185		26	2	774	26	8,937	----	----------	23	1,802	28	153
4 cows	45	566	180	3,525	72,172	1,465,428	45	1	600	45	17,615	----	----------	38	2,280	43	247
5 to 9 cows	404		2,883		1,211,963		403	6	2,160	402	331,968	1	52	360	36,082	395	3,395
10 to 14 cows	288	307	3,295	3,911	1,423,798	1,616,278	287	8	9,089	286	375,861	3	600	262	33,293	286	3,640
15 to 19 cows	78		1,227		504,769		76	----	----------	76	135,511	----	----------	75	12,389	76	1,291
20 to 29 cows	20	18	453	495	196,324	185,280	20	----	----------	20	48,933	1	104	17	3,285	19	442
Sioux																	
Total	286	429	1,815	3,059	812,869	1,187,088	220	20	41,024	206	165,965	18	2,736	237	30,734	298	2,344
None	xxx	xxx	xxx	xxx	xxx	xxx	xxx	xxx	xxx	xxx	xxx	xxx	xxx	xxx	xxx	14	54
1 cow	44	94	44	136	16,358	45,480	4	1	37	2	220	1	40	20	1,385	43	70
2 cows	28		56		25,462		16	2	149	14	2,466	1	26	23	2,109	27	86
3 cows	21		63		23,876		10	2	1,115	9	2,850	1	160	19	2,578	21	98
4 cows	24	208	96	1,198	43,320	465,903	22	1	30	22	9,275	2	205	20	2,768	24	120
5 to 9 cows	103		696		285,801		102	6	6,052	98	62,572	9	2,019	93	12,478	103	907
10 to 14 cows	51	127	592	1,725	284,996	677,705	51	6	12,471	49	63,728	2	80	48	6,783	51	666
15 cows and over	15		268		133,056		15	2	21,170	14	24,856	2	206	14	2,633	15	343
Slope																	
Total	435	559	2,014	3,402	914,554	1,455,209	310	5	10,200	302	155,668	14	2,643	395	56,331	439	2,289
None	xxx	xxx	xxx	xxx	xxx	xxx	xxx	xxx	xxx	xxx	xxx	xxx	xxx	xxx	xxx	15	33
1 cow	63	104	63	160	28,600	56,121	6	----	----------	5	432	1	20	41	2,807	59	91
2 cows	77		154		62,709		29	----	----------	29	3,460	----	----------	75	9,172	74	205
3 cows	54		162		74,095		44	2	2,200	40	7,807	4	675	49	8,132	53	173
4 cows	46	351	184	1,983	83,270	849,316	40	----	----------	39	13,719	1	5	44	5,512	46	218
5 to 9 cows	164		1,061		481,545		160	1	1,460	159	94,098	7	1,343	157	25,099	161	1,167
10 to 14 cows	25	104	277	1,259	124,075	549,778	25	1	2,000	24	25,177	----	----------	24	3,983	25	275
15 cows and over	6		113		60,260		6	1	4,540	6	10,975	1	400	5	1,626	6	127

TABLE 19.—COWS MILKED AND MILK PRODUCED, 1939 AND 1929; DAIRY PRODUCTS SOLD AND BUTTER CHURNED, 1939; AND COWS KEPT FOR MILK APR. 1, 1940; BY NUMBER OF COWS MILKED, BY COUNTIES—Continued

(For explanation and definitions, see text)

STATE OR COUNTY AND NUMBER OF COWS MILKED	COWS MILKED				MILK PRODUCED (GALLONS)		DAIRY PRODUCTS SOLD, 1939						BUTTER CHURNED ON FARMS, 1939		COWS KEPT MAINLY FOR MILK PRODUCTION, APR. 1, 1940	
	Farms reporting		Number					Whole milk sold		Cream sold		Butter sold				
	1939	1929	1939	1929	1939	1929	Farms reporting	Farms reporting	Gallons	Farms reporting	Pounds of butterfat	Farms reporting	Pounds	Farms reporting	Pounds	Farms reporting	Number
NORTH DAKOTA—Continued																	
Stark																	
Total	1,182	1,210	7,661	8,449	4,071,635	3,441,148	1,092	47	215,772	1,072	868,281	35	7,222	1,056	120,597	1,193	9,537
None	xxx	xxx	xxx	xxx	xxx	xxx	xxx	xxx	xxx	xxx	xxx	xxx	xxx	xxx	xxx	19	69
1 cow	62	145	62	229	30,642	90,136	9	3	650	6	550	1	50	41	2,615	61	104
2 cows	85		170		85,783		60	1	1,000	59	11,368	-----	-----	77	6,325	83	315
3 cows	112		336		171,732		105	-----	-----	103	32,400	4	692	100	9,908	111	447
4 cows	142	787	568	4,549	296,057	1,855,603	141	3	1,925	140	61,891	-----	-----	132	14,771	142	783
5 to 9 cows	558		3,726		1,961,327		554	17	21,115	548	443,711	19	2,711	511	57,155	555	4,616
10 to 14 cows	177	260	1,969	3,286	1,017,478	1,309,398	177	9	20,655	175	255,178	8	1,047	160	20,518	176	2,227
15 to 19 cows	35		571		319,555		35	6	47,900	33	68,291	2	122	30	5,059	35	656
20 cows and over	11	18	259	405	189,061	166,011	11	8	120,527	8	12,892	1	2,600	5	4,246	11	320
Steele																	
Total	865	922	6,126	6,431	3,333,697	3,225,775	802	15	24,544	785	719,740	37	15,569	708	161,717	859	6,554
None	xxx	xxx	xxx	xxx	xxx	xxx	xxx	xxx	xxx	xxx	xxx	xxx	xxx	xxx	xxx	5	8
1 cow	44	74	44	124	22,470	66,136	10	2	184	7	1,925	1	15	24	2,111	41	65
2 cows	47		94		47,965		29	2	250	27	5,245	-----	-----	38	6,151	46	121
3 cows	53		159		91,288		47	2	1,080	44	14,619	4	395	40	7,636	52	185
4 cows	87	645	348	3,802	193,915	1,938,346	85	1	15	83	35,814	8	2,036	68	13,259	85	386
5 to 9 cows	431		2,951		1,551,816		429	2	3,265	425	346,222	16	7,013	373	84,476	428	3,265
10 to 14 cows	168	195	1,887	2,328	1,063,265	1,120,693	167	3	3,370	165	233,744	8	6,110	137	41,089	167	1,899
15 to 19 cows	26		420		225,298		26	2	10,380	25	50,662	-----	-----	21	5,105	26	413
20 cows and over	9	8	223	177	137,680	100,600	9	1	6,000	9	31,309	-----	-----	7	1,890	9	212
Stutsman																	
Total	1,848	2,234	15,485	18,425	7,043,452	8,857,302	1,746	95	490,264	1,674	1,581,321	71	18,780	1,563	256,784	1,855	17,090
None	xxx	xxx	xxx	xxx	xxx	xxx	xxx	xxx	xxx	xxx	xxx	xxx	xxx	xxx	xxx	40	145
1 cow	68	217	68	347	32,493	158,903	19	1	270	19	1,866	2	80	41	2,647	64	102
2 cows	73		146		63,964		58	8	2,398	51	10,766	3	87	52	5,778	73	207
3 cows	84		252		130,548		70	3	1,436	69	24,254	1	50	64	8,555	81	366
4 cows	126	1,279	504	7,976	254,151	3,763,751	118	5	5,990	113	53,888	4	758	103	14,871	119	610
5 to 9 cows	842		5,904		2,653,295		829	29	59,662	807	647,952	30	7,581	740	114,054	827	6,616
10 to 14 cows	495	663	5,629	8,348	2,511,556	4,039,175	492	25	98,649	473	575,016	27	9,067	432	81,756	491	6,032
15 to 19 cows	122		1,976		925,657		122	16	135,380	114	196,753	4	1,157	102	22,995	122	1,976
20 to 29 cows	31	67	686	1,474	314,780	679,623	31	5	64,759	26	60,686	-----	-----	26	5,278	31	677
30 cows and over	7	8	320	280	157,008	217,850	7	5	121,720	2	10,140	-----	-----	3	850	7	359
Towner																	
Total	883	978	6,777	6,007	3,479,728	3,178,920	839	36	60,513	816	761,582	52	11,365	769	172,183	894	7,678
None	xxx	xxx	xxx	xxx	xxx	xxx	xxx	xxx	xxx	xxx	xxx	xxx	xxx	xxx	xxx	16	48
1 cow	28	138	28	225	12,851	115,371	6	2	318	4	368	-----	-----	14	1,398	27	61
2 cows	37		74		40,435		24	1	180	23	4,201	2	75	31	4,955	35	105
3 cows	32		96		53,717		30	-----	-----	30	11,066	-----	-----	28	3,932	31	117
4 cows	66	689	264	3,892	138,965	2,012,754	63	2	1,740	62	29,031	3	200	52	8,298	65	284
5 to 9 cows	497		3,443		1,816,567		493	17	26,050	479	387,477	26	6,932	441	96,106	497	3,933
10 to 14 cows	176	146	2,021	1,777	985,144	989,850	176	9	10,325	174	234,255	14	2,393	161	43,514	176	2,210
15 to 19 cows	36		589		280,623		36	4	15,900	33	66,662	6	1,650	35	11,261	36	631
20 cows and over	11	5	262	113	151,426	60,945	11	1	6,000	11	28,522	1	115	7	2,719	11	289
Traill																	
Total	1,293	1,322	8,646	8,473	4,679,193	4,662,021	1,204	32	170,782	1,179	1,060,244	52	12,518	907	214,205	1,281	9,543
None	xxx	xxx	xxx	xxx	xxx	xxx	xxx	xxx	xxx	xxx	xxx	xxx	xxx	xxx	xxx	14	51
1 cow	60	158	60	259	32,714	137,214	22	3	1,656	18	2,393	2	240	31	3,371	52	83
2 cows	95		190		97,455		61	1	639	58	11,368	3	550	72	11,547	90	243
3 cows	106		318		176,797		98	3	2,137	95	31,925	4	470	78	15,589	102	401
4 cows	133	943	532	5,459	271,807	2,939,719	127	-----	-----	122	54,688	8	1,579	102	21,149	130	640
5 to 9 cows	644		4,363		2,295,151		642	9	17,809	635	535,134	28	7,142	457	112,125	640	4,800
10 to 14 cows	213	212	2,383	2,551	1,301,035	1,430,498	212	6	18,691	210	325,102	5	2,337	143	42,187	211	2,497
15 to 19 cows	31		517		279,634		31	4	29,600	31	65,895	2	200	20	6,787	31	528
20 cows and over	11	9	283	204	224,600	174,590	11	6	100,250	10	33,739	-----	-----	4	1,450	11	300
Walsh																	
Total	2,153	2,272	10,782	11,373	5,403,597	5,336,606	1,879	148	296,395	1,723	880,497	186	29,651	1,918	401,777	2,149	12,104
None	xxx	xxx	xxx	xxx	xxx	xxx	xxx	xxx	xxx	xxx	xxx	xxx	xxx	xxx	xxx	19	52
1 cow	146	457	146	754	70,330	347,297	47	5	820	42	4,006	3	340	99	10,522	144	225
2 cows	292		584		284,044		196	7	4,592	170	27,821	29	4,106	258	42,085	282	712
3 cows	313		939		451,694		265	14	5,312	247	65,548	31	3,128	278	53,842	312	1,157
4 cows	353	1,652	1,412	8,571	682,990	3,924,816	329	20	18,360	306	108,285	28	3,846	329	67,499	349	1,673
5 to 9 cows	894		5,765		2,898,068		887	74	92,494	817	506,398	73	12,818	820	187,759	888	6,257
10 to 14 cows	135	156	1,499	1,844	757,503	916,518	135	22	43,609	125	139,590	20	3,693	117	34,289	135	1,551
15 to 19 cows	15		236		112,120		15	3	19,310	13	20,473	2	1,720	15	5,101	15	264
20 cows and over	5	7	201	204	146,848	147,975	5	3	111,898	3	10,376	-----	-----	2	680	5	213
Ward																	
Total	1,986	2,226	13,875	14,846	6,862,942	7,489,252	1,772	108	555,241	1,705	1,489,341	124	20,768	1,674	321,518	1,937	15,023
None	xxx	xxx	xxx	xxx	xxx	xxx	xxx	xxx	xxx	xxx	xxx	xxx	xxx	xxx	xxx	29	93
1 cow	114	340	114	531	53,992	257,651	21	2	1,080	16	1,563	4	525	77	7,275	101	157
2 cows	136		272		117,331		75	5	2,487	68	11,681	5	432	116	16,503	132	339
3 cows	139		417		185,285		123	3	2,600	116	35,764	12	1,500	114	17,593	134	500
4 cows	188	1,433	752	8,406	361,077	4,165,876	181	9	9,725	172	74,964	16	3,173	164	27,476	180	859
5 to 9 cows	962		6,495		3,135,428		945	22	44,323	928	730,367	71	13,182	856	170,338	943	7,113
10 to 14 cows	319	423	3,625	5,145	1,649,687	2,581,565	319	21	59,568	313	455,872	11	1,826	282	65,512	313	3,773
15 to 19 cows	68		1,122		563,571		68	20	125,026	59	100,790	2	70	48	12,367	65	1,121
20 to 29 cows	29	21	655	466	364,801	303,955	29	14	129,587	28	67,251	1	60	15	4,044	29	650
30 cows and over	11	9	423	298	231,770	180,205	11	10	180,845	7	11,089	-----	-----	2	410	11	418

TABLE 19.—COWS MILKED AND MILK PRODUCED, 1939 AND 1929; DAIRY PRODUCTS SOLD AND BUTTER CHURNED, 1939; AND COWS KEPT FOR MILK APR. 1, 1940; BY NUMBER OF COWS MILKED, BY COUNTIES—Continued

(For explanation and definitions, see text)

STATE OR COUNTY AND NUMBER OF COWS MILKED	COWS MILKED				MILK PRODUCED (GALLONS)		DAIRY PRODUCTS SOLD, 1939							BUTTER CHURNED ON FARMS, 1939		COWS KEPT MAINLY FOR MILK PRODUCTION, APR. 1, 1940	
	Farms reporting		Number					Whole milk sold		Cream sold		Butter sold					
	1939	1929	1939	1929	1939	1929	Farms reporting	Farms reporting	Gallons	Farms reporting	Pounds of butterfat	Farms reporting	Pounds	Farms reporting	Pounds	Farms reporting	Number
NORTH DAKOTA—Continued																	
Wells																	
Total	1,322	1,476	10,177	10,542	4,643,204	5,186,116	1,256	38	57,904	1,245	1,095,291	52	10,988	1,194	221,646	1,330	11,929
None	xxx	xxx	xxx	xxx	xxx	xxx	xxx	xxx	xxx	xxx	xxx	xxx	xxx	xxx	xxx	20	77
1 cow	27	149	27	237	13,258	122,815	7	1	180	5	543	1	35	14	1,229	26	55
2 cows	65		130		58,533		42	1	1,013	40	7,534	3	166	54	6,383	65	192
3 cows	76		228		117,014		66	3	1,685	66	21,662	3	172	68	9,723	76	337
4 cows	97	973	388	5,827	178,433	2,884,208	92	7	6,194	89	35,471	4	540	80	14,264	94	505
5 to 9 cows	693		4,803		2,207,667		685	16	14,012	682	517,298	28	4,048	640	114,254	687	5,736
10 to 14 cows	279	340	3,146	4,168	1,417,353	2,021,102	279	5	4,029	278	352,901	8	4,422	264	57,763	277	3,432
15 to 19 cows	74		1,198		529,303		74	3	10,115	74	134,040	4	1,555	66	15,577	74	1,344
20 cows and over	11	14	257	310	121,643	157,991	11	2	20,676	11	25,842	1	50	8	2,453	11	251
Williams																	
Total	1,411	1,813	6,617	10,350	3,029,096	4,881,226	1,136	99	224,991	1,014	508,583	211	28,876	1,219	234,287	1,402	7,751
None	xxx	xxx	xxx	xxx	xxx	xxx	xxx	xxx	xxx	xxx	xxx	xxx	xxx	xxx	xxx	22	89
1 cow	177	372	177	567	82,635	267,080	38	10	2,455	19	1,884	11	431	111	9,393	168	284
2 cows	191		382		163,006		112	9	2,766	91	13,028	25	1,871	160	19,918	187	496
3 cows	198		588		270,612		165	8	4,696	147	36,720	29	3,250	178	31,664	192	747
4 cows	218	1,184	872	6,527	375,531	3,086,528	199	10	7,827	182	59,918	33	4,360	201	41,045	212	1,026
5 to 9 cows	521		3,252		1,457,297		514	30	48,921	480	280,688	100	16,885	483	110,748	513	3,636
10 to 14 cows	94	241	1,033	2,805	493,653	1,304,888	94	24	73,993	84	95,400	11	1,829	78	19,377	94	1,159
15 to 19 cows	7		118		58,078		7	3	14,568	6	10,046	——	——	3	727	7	110
20 to 29 cows	4	12	94	266	61,376	133,030	4	3	36,515	2	3,859	1	150	2	670	4	100
30 to 49 cows	3	1	101	30	66,908	13,000	3	2	33,250	3	7,020	1	100	3	745	3	104
50 to 74 cows	——	3	——	155	——	76,700	——	——	——	——	——	——	——	——	——	——	——
OHIO																	
Total	186,928	187,772	932,817	848,178	496,972,126	454,116,752	146,277	78,758	302,995,968	66,429	36,336,307	8,447	2,650,667	64,838	8,796,839	185,725	992,864
None	xxx	xxx	xxx	xxx	xxx	xxx	xxx	xxx	xxx	xxx	xxx	xxx	xxx	xxx	xxx	4,622	14,508
1 cow	34,708	63,513	34,708	96,933	15,720,494	45,556,088	8,878	2,588	692,597	4,960	579,917	1,817	151,612	16,961	1,520,100	31,866	42,200
2 cows	29,211		58,422		25,630,996		19,413	5,723	3,739,358	12,716	2,861,461	2,006	273,507	13,607	1,552,641	28,125	65,195
3 cows	21,898		65,694		30,008,496		19,223	6,967	8,097,721	11,912	4,248,192	1,269	279,802	8,548	1,091,494	21,371	70,977
4 cows	21,083	108,813	84,332	535,652	39,873,139	275,108,929	19,973	8,830	14,811,968	11,188	5,482,596	943	281,482	7,238	976,151	20,702	89,164
5 to 9 cows	58,250		377,548		194,820,125		57,079	35,661	114,849,102	22,287	17,803,964	1,877	976,474	14,994	2,551,490	57,490	390,784
10 to 14 cows	14,859	15,706	168,404	167,963	97,693,110	102,002,269	14,798	12,505	78,082,933	2,670	3,828,958	353	330,030	2,810	651,435	14,715	172,752
15 to 19 cows	4,042		65,996		40,966,751		4,038	3,718	35,581,387	444	874,429	92	124,353	537	192,704	3,993	67,454
20 to 29 cows	2,200	1,322	49,420	29,624	31,582,357	19,389,092	2,199	2,107	28,538,638	183	399,364	57	83,836	254	117,349	2,167	50,601
30 to 49 cows	589	339	19,776	11,707	13,729,755	7,422,500	569	553	12,457,057	55	157,652	20	29,658	69	41,937	566	20,526
50 to 74 cows	72	56	4,152	3,172	2,955,753	2,071,253	71	70	2,702,349	7	19,585	6	16,734	11	17,979	72	4,255
75 to 99 cows	18	4	1,633	336	1,456,985	217,183	18	18	1,275,201	2	13,090	2	41,139	3	41,339	18	1,579
100 cows and over	18	19	2,732	2,791	2,556,167	2,349,458	18	18	2,167,657	5	67,099	5	62,040	6	62,220	18	2,895
Adams																	
Total	2,239	2,376	7,615	7,672	3,054,254	3,343,673	1,722	293	511,922	1,468	562,480	82	11,144	1,090	109,402	2,236	7,938
None	xxx	xxx	xxx	xxx	xxx	xxx	xxx	xxx	xxx	xxx	xxx	xxx	xxx	xxx	xxx	77	188
1 cow	475	1,157	475	1,740	187,960	710,662	162	5	1,127	142	17,761	22	1,692	299	25,681	439	555
2 cows	556		1,112		418,933		420	40	15,961	382	82,990	27	2,591	291	29,943	543	1,196
3 cows	381		1,143		420,627		350	48	34,754	313	96,010	12	991	179	17,734	369	1,177
4 cows	301	1,190	1,204	5,268	465,308	2,335,141	281	41	50,800	252	98,497	3	680	130	12,112	292	1,204
5 to 9 cows	455		2,790		1,163,041		438	121	231,730	342	221,216	14	2,190	167	18,440	447	2,727
10 to 14 cows	54	47	597	597	254,485	272,270	54	25	90,350	33	36,156	3	1,500	18	3,526	52	573
15 to 19 cows	13		206		89,150		13	11	68,950	2	1,350	1	1,500	6	1,966	13	217
20 to 29 cows	4	1	88	26	36,750	5,500	4	1	18,250	2	8,500	——	——	——	——	4	101
30 to 49 cows	——	1	——	41	——	20,100	——	——	——	——	——	——	——	——	——	——	——
Allen																	
Total	2,253	2,358	10,497	9,549	5,065,796	4,510,306	1,874	995	2,360,759	888	573,966	79	34,036	863	123,108	2,253	11,515
None	xxx	xxx	xxx	xxx	xxx	xxx	xxx	xxx	xxx	xxx	xxx	xxx	xxx	xxx	xxx	54	196
1 cow	263	725	263	1,167	123,987	514,513	66	27	7,993	31	4,199	10	788	123	9,935	248	342
2 cows	343		686		302,851		256	124	86,184	126	29,048	16	2,367	124	14,025	338	798
3 cows	308		924		415,574		274	138	155,002	139	56,004	9	858	115	11,133	304	1,054
4 cows	384	1,545	1,456	7,221	688,417	3,316,910	348	188	293,467	159	78,965	11	3,784	147	19,277	360	1,572
5 to 9 cows	809		5,023		2,360,859		784	423	1,045,952	375	315,972	26	15,588	307	51,706	805	5,231
10 to 14 cows	102	79	1,142	948	572,638	505,476	102	59	306,048	46	61,356	4	1,879	34	6,548	100	1,148
15 to 19 cows	24		392		180,218		24	20	113,094	6	15,412	2	6,180	6	7,037	24	444
20 to 29 cows	14	8	302	177	137,649	121,050	14	11	95,494	5	12,010	——	——	5	735	14	313
30 cows and over	6	1	309	36	283,625	52,357	6	5	257,525	1	1,000	1	2,614	2	2,714	6	437
Ashland																	
Total	2,014	1,959	10,170	8,980	5,750,500	4,570,400	1,720	769	3,095,541	949	557,179	78	15,638	799	95,886	1,995	10,920
None	xxx	xxx	xxx	xxx	xxx	xxx	xxx	xxx	xxx	xxx	xxx	xxx	xxx	xxx	xxx	43	183
1 cow	272	543	272	886	135,954	415,259	90	14	3,266	62	8,804	17	1,425	183	14,754	239	350
2 cows	285		570		292,529		228	50	31,025	172	42,907	20	2,665	153	18,245	273	646
3 cows	247		741		380,141		228	46	48,400	178	65,989	11	1,395	122	15,075	244	858
4 cows	262	1,260	1,048	6,180	556,455	3,012,174	251	65	110,608	187	103,986	16	4,789	122	18,647	258	1,120
5 to 9 cows	733		4,703		2,598,875		709	404	1,345,078	323	285,767	14	5,239	215	27,934	725	4,901
10 to 14 cows	160	150	1,774	1,760	1,094,667	1,049,371	159	138	892,791	24	43,266	1	125	22	2,961	159	1,828
15 to 19 cows	36		593		398,145		36	35	375,342	1	2,340	——	——	1	20	35	599
20 to 29 cows	16	5	365	116	249,488	73,096	16	14	225,381	2	4,120	——	——	1	250	16	384
30 to 49 cows	3	1	104	38	64,250	20,500	3	3	63,650	——	——	——	——	——	——	3	71

TABLE 19.—COWS MILKED AND MILK PRODUCED, 1939 AND 1929; DAIRY PRODUCTS SOLD AND BUTTER CHURNED, 1939; AND COWS KEPT FOR MILK APR. 1, 1940; BY NUMBER OF COWS MILKED, BY COUNTIES—Continued

(For explanation and definitions, see text)

STATE OR COUNTY AND NUMBER OF COWS MILKED	COWS MILKED				MILK PRODUCED (GALLONS)		DAIRY PRODUCTS SOLD, 1939						BUTTER CHURNED ON FARMS, 1939		COWS KEPT MAINLY FOR MILK PRODUCTION, APR. 1, 1940	
	Farms reporting		Number					Whole milk sold		Cream sold		Butter sold				
	1939	1929	1939	1929	1939	1929	Farms reporting	Farms reporting	Gallons	Farms reporting	Pounds of butterfat	Farms reporting	Pounds	Farms reporting	Pounds	Farms reporting	Number
OHIO—Continued																	
Ashtabula																	
Total	3,435	3,367	23,838	20,762	15,116,468	12,764,513	2,471	1,978	12,434,208	338	171,960	305	81,856	1,035	183,955	3,369	25,699
None	xxx	xxx	xxx	xxx	xxx	xxx	xxx	xxx	xxx	xxx	xxx	xxx	xxx	xxx	xxx	68	353
1 cow	739	1,120	739	1,541	370,926	740,576	162	69	17,471	18	2,798	89	8,187	378	40,090	671	937
2 cows	420		840		395,387		178	65	33,195	60	12,650	81	13,629	255	40,139	398	892
3 cows	226		678		318,436		158	64	70,342	70	20,728	42	10,117	112	23,826	217	757
4 cows	216	1,502	864	8,398	447,334	5,037,096	175	102	182,819	66	34,164	26	9,599	85	18,225	211	973
5 to 9 cows	879		6,054		3,702,420		847	744	2,975,325	97	61,933	55	29,510	139	43,155	860	6,505
10 to 14 cows	576	638	6,614	8,076	4,291,044	5,381,401	573	562	3,954,651	15	17,876	7	6,519	41	11,561	572	6,940
15 to 19 cows	199		3,269		2,257,157		198	195	2,128,082	5	7,015	2	465	12	1,465	195	3,325
20 to 29 cows	132	84	2,947	1,887	2,029,812	1,177,507	132	130	1,864,706	4	10,177	2	3,630	7	4,526	129	3,025
30 to 49 cows	41	20	1,352	702	1,007,481	350,788	41	40	923,005	2	2,999	1	200	4	648	41	1,513
50 to 74 cows	4	3	221	158	139,946	77,145	4	4	130,887	1	1,620	———	———	1	120	4	204
75 to 99 cows	3	———	260	———	156,525	———	3	3	155,725	———	———	———	———	1	200	3	275
Athens																	
Total	1,881	1,775	8,172	7,295	4,011,227	3,474,728	1,206	471	1,839,743	717	314,719	108	33,037	1,154	126,750	1,857	8,936
None	xxx	xxx	xxx	xxx	xxx	xxx	xxx	xxx	xxx	xxx	xxx	xxx	xxx	xxx	xxx	35	76
1 cow	534	797	534	1,190	247,121	558,027	99	14	1,644	65	5,466	23	1,074	367	27,292	504	634
2 cows	375		750		349,543		208	42	25,902	154	25,393	33	2,879	266	25,841	362	895
3 cows	214		642		284,957		169	37	29,685	126	32,897	17	3,290	133	14,593	210	734
4 cows	162	846	648	4,189	280,504	1,863,237	147	47	49,076	102	39,977	8	1,219	93	9,324	156	692
5 to 9 cows	398		2,579		1,134,528		385	168	428,160	226	143,770	17	6,228	220	25,249	393	2,726
10 to 14 cows	117	115	1,338	1,409	674,935	688,193	117	89	438,970	34	47,736	6	5,339	54	9,963	117	1,423
15 to 19 cows	50		801		439,406		50	46	375,179	4	7,000	1	1,000	15	2,058	49	835
20 to 29 cows	22	14	474	319	288,807	190,240	22	19	237,727	5	10,660	2	328	4	670	22	528
30 cows and over	9	3	406	186	311,428	175,031	9	9	253,400	1	1,820	1	11,680	2	11,760	9	393
Auglaize																	
Total	2,118	2,182	11,813	10,344	6,122,057	5,135,942	1,983	1,219	3,260,997	778	758,831	16	5,705	252	25,625	2,088	12,667
None	xxx	xxx	xxx	xxx	xxx	xxx	xxx	xxx	xxx	xxx	xxx	xxx	xxx	xxx	xxx	27	136
1 cow	160	517	160	845	73,535	428,510	66	43	13,266	23	2,946	1	50	33	2,006	143	210
2 cows	226		452		197,738		193	107	73,259	86	23,056	4	565	48	4,123	213	503
3 cows	230		690		314,941		218	123	141,098	94	40,257	4	1,090	47	4,511	221	765
4 cows	267	1,528	1,068	7,775	511,347	3,807,511	265	168	263,808	101	64,077	2	230	23	1,545	262	1,150
5 to 9 cows	992		6,456		3,365,095		979	616	1,747,031	385	447,927	2	1,070	82	9,054	980	6,779
10 to 14 cows	210	128	2,368	1,493	1,305,492	784,521	209	133	741,750	83	159,788	2	2,100	17	3,636	209	2,485
15 to 19 cows	23		376		196,129		23	20	151,935	3	12,330	1	600	1	600	23	395
20 cows and over	10	9	243	231	157,780	115,400	10	9	128,850	3	8,450	———	———	1	150	10	244
Belmont																	
Total	2,693	2,664	15,392	13,984	7,352,956	6,684,309	1,990	989	4,239,676	898	556,127	248	96,175	1,153	211,658	2,617	16,403
None	xxx	xxx	xxx	xxx	xxx	xxx	xxx	xxx	xxx	xxx	xxx	xxx	xxx	xxx	xxx	69	193
1 cow	561	899	561	1,337	248,814	562,072	109	31	7,779	37	4,128	46	4,938	333	33,694	488	651
2 cows	391		782		317,085		217	59	28,190	122	26,980	53	6,692	240	29,896	366	893
3 cows	228		684		268,745		181	36	26,960	113	35,481	44	12,193	120	22,924	217	719
4 cows	224	1,384	898	7,294	374,575	3,286,464	203	55	92,022	139	58,443	22	6,774	88	15,841	220	952
5 to 9 cows	779		5,225		2,391,831		772	377	1,076,848	397	305,195	58	30,086	261	62,834	753	5,421
10 to 14 cows	328	329	3,729	4,141	1,875,013	2,088,375	326	259	1,378,749	70	94,583	19	19,895	78	27,398	325	3,960
15 to 19 cows	118		1,939		975,562		118	109	836,612	15	26,087	4	385	22	2,776	117	2,024
20 to 29 cows	55	47	1,231	1,038	679,231	633,659	55	55	608,641	3	3,930	3	4,212	10	5,295	53	1,246
30 cows and over	9	5	345	174	222,100	113,739	9	8	183,875	2	1,300	1	11,000	1	11,000	9	344
Brown																	
Total	2,716	2,793	9,927	9,761	3,901,800	4,326,014	2,294	465	1,025,191	1,854	622,664	49	8,538	1,339	101,748	2,687	10,173
None	xxx	xxx	xxx	xxx	xxx	xxx	xxx	xxx	xxx	xxx	xxx	xxx	xxx	xxx	xxx	62	179
1 cow	463	1,112	463	1,749	178,831	786,670	201	6	1,780	188	17,032	8	467	214	13,388	428	550
2 cows	610		1,220		479,250		516	52	30,276	466	88,727	12	866	308	19,892	590	1,296
3 cows	507		1,521		583,374		464	54	51,090	412	116,717	8	509	260	18,513	492	1,558
4 cows	416	1,608	1,664	7,127	638,758	3,157,410	403	63	79,593	347	132,879	9	1,340	218	16,501	404	1,659
5 to 9 cows	634		3,873		1,527,167		624	228	511,287	417	238,759	8	1,722	300	26,059	626	3,765
10 to 14 cows	67	68	737	766	287,260	337,755	67	49	199,075	18	18,054	2	530	30	3,345	66	710
15 to 19 cows	10		170		82,820		10	7	62,050	3	5,096	———	———	5	610	10	183
20 to 29 cows	6	4	144	89	60,690	37,315	6	3	28,100	3	5,400	2	3,104	3	3,390	6	118
30 cows and over	3	1	135	30	63,650	6,864	3	3	61,960	———	———	———	———	1	50	3	155
Butler																	
Total	2,312	2,181	12,882	12,068	7,625,946	6,836,423	1,717	1,117	5,268,684	532	307,108	196	68,257	904	157,957	2,270	13,590
None	xxx	xxx	xxx	xxx	xxx	xxx	xxx	xxx	xxx	xxx	xxx	xxx	xxx	xxx	xxx	66	209
1 cow	471	498	471	743	250,567	378,291	98	34	7,895	32	3,724	40	2,946	290	27,990	408	588
2 cows	335		670		333,169		182	53	34,841	100	23,650	41	6,676	191	27,977	318	751
3 cows	187		561		276,419		147	56	68,225	82	26,549	21	4,740	99	15,486	180	575
4 cows	218	1,414	872	7,579	465,560	4,136,774	204	91	163,733	103	53,190	32	12,156	94	21,359	212	906
5 to 9 cows	757		5,062		2,908,186		742	563	2,088,241	182	126,593	43	21,490	163	39,139	746	5,239
10 to 14 cows	220	243	2,478	3,032	1,467,563	1,869,448	220	201	1,244,271	25	25,389	14	15,547	50	19,389	218	2,463
15 to 19 cows	70		1,142		757,938		70	65	670,441	6	17,844	2	2,002	7	2,472	70	1,179
20 to 29 cows	41	19	943	429	629,677	262,859	41	41	598,174	———	———	1	100	8	1,045	41	979
30 to 49 cows	10	5	383	160	310,840	132,351	10	10	275,663	1	5,167	1	2,000	1	2,500	10	378
50 cows and over	3	2	300	125	226,047	56,700	3	3	139,200	1	25,000	1	600	1	600	3	325

TABLE 19.—COWS MILKED AND MILK PRODUCED, 1939 AND 1929; DAIRY PRODUCTS SOLD AND BUTTER CHURNED, 1939; AND COWS KEPT FOR MILK APR. 1, 1940; BY NUMBER OF COWS MILKED, BY COUNTIES—Continued

(For explanation and definitions, see text)

STATE OR COUNTY AND NUMBER OF COWS MILKED	COWS MILKED				MILK PRODUCED (GALLONS)		DAIRY PRODUCTS SOLD, 1939							BUTTER CHURNED ON FARMS, 1939		COWS KEPT MAINLY FOR MILK PRODUCTION, APR. 1, 1940	
	Farms reporting		Number					Whole milk sold		Cream sold		Butter sold					
	1939	1929	1939	1929	1939	1929	Farms reporting	Farms reporting	Gallons	Farms reporting	Pounds of butterfat	Farms reporting	Pounds	Farms reporting	Pounds	Farms reporting	Number
OHIO—Continued																	
Carroll																	
Total	1,626	1,599	7,987	6,815	3,725,818	3,440,508	1,312	753	2,322,704	541	233,413	76	19,490	714	87,789	1,617	8,784
None	xxx	xxx	xxx	xxx	xxx	xxx	xxx	xxx	xxx	xxx	xxx	xxx	xxx	xxx	xxx	51	162
1 cow	251	478	251	766	113,328	376,215	69	26	6,245	34	4,068	10	932	136	12,758	217	318
2 cows	254		508		199,272		160	45	27,607	104	20,149	15	2,146	147	15,823	245	608
3 cows	162		486		197,753		144	38	34,853	100	29,694	18	2,555	98	12,486	158	550
4 cows	218	1,047	864	5,092	372,450	2,524,308	206	95	145,046	110	44,684	14	2,678	107	12,666	210	972
5 to 9 cows	576		3,738		1,740,957		566	397	1,136,684	174	120,046	15	8,029	195	27,411	570	4,015
10 to 14 cows	131	68	1,477	781	704,341	420,970	131	116	595,022	17	14,347	4	3,150	26	6,100	131	1,521
15 to 19 cows	26		421		241,420		26	26	229,392	1	275	—	—	5	545	26	434
20 cows and over	10	6	242	176	156,297	119,015	10	10	147,855	1	150	—	—	—	—	9	204
Champaign																	
Total	1,829	1,930	13,918	11,582	7,434,340	5,905,339	1,648	1,097	5,462,997	578	453,070	18	11,328	206	27,908	1,833	14,812
None	xxx	xxx	xxx	xxx	xxx	xxx	xxx	xxx	xxx	xxx	xxx	xxx	xxx	xxx	xxx	35	155
1 cow	159	406	159	616	75,853	300,308	46	13	3,549	34	4,116	2	25	32	2,503	149	269
2 cows	163		326		148,313		124	45	30,745	79	18,407	1	100	30	2,668	158	374
3 cows	191		573		263,157		174	77	94,616	98	38,940	2	400	31	3,217	186	614
4 cows	190	1,225	760	6,416	378,477	3,175,662	184	102	181,512	84	48,709	3	1,528	23	2,878	189	879
5 to 9 cows	664		4,433		2,209,891		658	458	1,411,119	213	201,731	6	4,555	56	9,037	660	4,715
10 to 14 cows	244	243	2,852	3,059	1,499,899	1,596,733	244	200	1,185,564	48	83,218	1	200	16	1,312	241	2,873
15 to 19 cows	101		1,664		972,305		101	88	804,594	17	38,890	1	1,500	9	2,566	100	1,707
20 to 29 cows	82	40	1,831	880	1,093,516	525,428	82	81	1,032,499	3	3,785	2	3,020	7	3,477	81	1,921
30 to 49 cows	30	15	1,054	551	601,134	256,108	30	28	535,049	2	15,274	—	—	1	100	29	975
50 to 74 cows	5	1	286	60	191,795	51,100	5	5	183,750	—	—	—	—	1	150	5	330
Clark																	
Total	1,789	1,908	11,984	11,954	6,835,372	6,670,248	1,469	749	4,279,463	782	552,488	54	13,985	466	55,716	1,769	12,323
None	xxx	xxx	xxx	xxx	xxx	xxx	xxx	xxx	xxx	xxx	xxx	xxx	xxx	xxx	xxx	55	216
1 cow	324	538	324	790	168,908	404,716	114	21	3,905	87	11,423	14	1,178	123	10,620	296	392
2 cows	231		462		225,018		163	24	11,913	148	36,928	10	931	93	8,823	216	489
3 cows	161		483		244,366		142	38	38,193	115	46,179	4	631	52	5,926	153	502
4 cows	133	1,020	532	5,522	261,801	2,935,313	120	32	51,893	91	48,933	5	435	38	3,570	128	578
5 to 9 cows	532		3,572		1,950,149		522	290	973,306	250	228,278	15	3,250	110	13,650	520	3,598
10 to 14 cows	257	278	2,716	3,470	1,503,053	1,919,564	237	188	1,085,664	61	86,736	4	4,010	34	7,413	235	2,752
15 to 19 cows	85		1,409		850,657		85	72	623,580	20	55,416	2	3,550	12	4,759	83	1,401
20 to 29 cows	57	41	1,309	912	822,952	605,059	57	55	729,126	8	16,095	—	—	2	205	54	1,173
30 to 49 cows	23	25	824	884	553,566	558,446	23	23	527,911	1	1,000	—	—	2	750	23	890
50 to 74 cows	6	5	353	300	254,902	198,150	6	6	233,972	1	1,500	—	—	—	—	6	332
75 to 99 cows	—	1	—	76	—	49,000	—	—	—	—	—	—	—	—	—	—	—
Clermont																	
Total	2,721	2,571	11,624	10,575	5,672,312	4,966,459	1,980	804	2,966,244	1,146	504,976	143	30,089	1,180	136,040	2,651	11,714
None	xxx	xxx	xxx	xxx	xxx	xxx	xxx	xxx	xxx	xxx	xxx	xxx	xxx	xxx	xxx	90	259
1 cow	666	939	666	1,454	308,179	668,551	174	64	12,724	94	10,890	26	2,158	329	29,589	581	699
2 cows	534		1,068		460,391		355	67	40,080	270	62,345	40	4,758	256	27,334	500	1,130
3 cows	372		1,116		485,275		331	61	57,230	259	89,048	27	6,132	174	22,841	352	1,128
4 cows	282	1,471	1,128	6,991	487,114	3,265,868	267	78	115,906	191	86,186	8	2,250	131	14,409	278	1,152
5 to 9 cows	629		4,070		1,919,075		615	318	1,000,356	502	206,817	38	12,546	224	33,457	617	3,990
10 to 14 cows	157	150	1,767	1,839	944,061	893,859	157	140	787,636	23	32,686	3	745	37	4,125	153	1,650
15 to 19 cows	42		676		358,914		42	39	298,143	4	7,504	—	—	12	1,458	41	638
20 to 29 cows	30	6	653	124	586,218	63,360	30	28	336,261	3	9,500	1	1,500	13	2,547	30	702
30 cows and over	9	5	480	167	323,085	76,861	9	9	319,908	—	—	—	—	4	280	9	366
Clinton																	
Total	1,727	1,959	7,491	7,654	3,688,209	3,583,204	1,377	798	2,106,850	580	260,587	38	11,195	519	51,999	1,759	7,863
None	xxx	xxx	xxx	xxx	xxx	xxx	xxx	xxx	xxx	xxx	xxx	xxx	xxx	xxx	xxx	82	234
1 cow	286	745	286	1,198	135,067	562,318	76	32	10,142	40	4,783	6	440	91	6,775	264	375
2 cows	385		770		351,103		299	105	63,924	191	43,616	9	1,513	144	11,761	377	852
3 cows	254		762		367,267		223	106	121,689	117	41,862	5	1,616	87	9,151	249	785
4 cows	201	1,088	804	5,106	383,631	2,343,001	188	107	169,461	84	37,673	5	1,495	58	6,808	197	818
5 to 9 cows	470		3,007		1,444,244		461	333	903,675	128	99,186	13	6,131	124	16,257	461	3,003
10 to 14 cows	92	85	1,050	1,100	531,104	527,432	91	78	414,736	17	22,973	—	—	11	1,010	91	1,051
15 to 19 cows	19		299		167,330		19	18	155,230	2	1,230	—	—	2	180	18	274
20 to 29 cows	14	10	324	220	175,988	128,553	14	14	166,578	—	—	—	—	2	77	14	272
30 to 49 cows	6	1	189	30	132,495	21,900	6	5	103,415	1	9,264	—	—	—	—	6	199
Columbiana																	
Total	2,786	2,779	15,087	14,067	8,552,638	8,268,084	1,917	1,323	6,244,910	469	276,004	231	71,322	965	169,705	2,754	16,330
None	xxx	xxx	xxx	xxx	xxx	xxx	xxx	xxx	xxx	xxx	xxx	xxx	xxx	xxx	xxx	67	257
1 cow	657	1,001	657	1,417	287,174	720,338	112	51	9,551	21	2,284	51	3,742	342	32,652	601	814
2 cows	434		868		372,452		206	78	36,494	79	17,799	62	9,960	268	39,665	420	964
3 cows	250		750		329,356		194	72	74,262	100	39,549	34	6,353	109	18,720	242	804
4 cows	221	1,378	884	7,356	405,605	4,089,780	192	108	167,437	73	39,597	28	9,897	80	19,182	217	997
5 to 9 cows	735		4,970		2,719,870		724	547	1,972,594	165	130,300	45	28,036	127	41,750	725	5,293
10 to 14 cows	323	366	3,701	4,485	2,250,468	2,908,296	323	304	2,005,244	23	31,091	7	6,975	26	9,519	321	3,864
15 to 19 cows	100		1,635		1,065,758		100	98	992,353	6	5,664	—	—	8	1,243	99	1,686
20 to 29 cows	55	29	1,178	651	779,939	463,045	55	52	715,391	3	6,800	2	2,110	3	2,525	51	1,201
30 to 49 cows	15	5	446	158	342,018	88,625	15	13	271,584	1	2,920	2	4,249	2	4,449	13	470

TABLE 19.—COWS MILKED AND MILK PRODUCED, 1939 AND 1929; DAIRY PRODUCTS SOLD AND BUTTER CHURNED, 1939; AND COWS KEPT FOR MILK APR. 1, 1940; BY NUMBER OF COWS MILKED, BY COUNTIES—Continued

(For explanation and definitions, see text)

STATE OR COUNTY AND NUMBER OF COWS MILKED	COWS MILKED				MILK PRODUCED (GALLONS)		DAIRY PRODUCTS SOLD, 1939							BUTTER CHURNED ON FARMS, 1939		COWS KEPT MAINLY FOR MILK PRODUCTION, APR. 1, 1940	
	Farms reporting		Number					Whole milk sold		Cream sold		Butter sold					
	1939	1929	1939	1929	1939	1929	Farms reporting	Farms reporting	Gallons	Farms reporting	Pounds of butterfat	Farms reporting	Pounds	Farms reporting	Pounds	Farms reporting	Number
OHIO—Continued																	
Coshocton																	
Total	2,049	2,217	10,473	8,902	5,069,061	4,525,157	1,729	884	2,887,984	856	423,851	131	39,350	1,018	136,101	2,025	11,463
None	xxx	xxx	xxx	xxx	xxx	xxx	xxx	xxx	xxx	xxx	xxx	xxx	xxx	xxx	xxx	29	89
1 cow	291	761	291	1,204	124,599	599,463	77	13	2,433	46	4,745	23	2,129	176	15,364	271	365
2 cows	297		594		260,871		224	32	15,979	176	36,145	26	2,734	175	18,161	287	702
3 cows	261		783		338,928		245	64	67,027	177	53,319	25	4,637	149	18,305	252	818
4 cows	245	1,358	980	6,223	449,716	3,027,890	240	114	176,083	137	71,262	12	2,215	116	12,697	241	1,074
5 to 9 cows	711		4,625		2,135,975		700	455	1,244,520	269	182,679	35	15,078	315	48,961	702	4,926
10 to 14 cows	192	78	2,155	937	1,142,144	552,152	191	162	872,148	41	56,298	5	3,665	71	11,138	191	2,316
15 to 19 cows	33		553		318,888		33	27	249,485	7	13,277	4	6,892	11	8,371	33	600
20 to 29 cows	12	13	270	279	161,154	194,002	12	11	147,480	1	1,100	1	2,000	3	2,428	12	274
30 to 49 cows	7	6	242	209	136,786	116,450	7	6	112,849	2	4,826	—	—	2	676	7	299
50 to 74 cows	—	1	—	50	—	35,200	—	—	—	—	—	—	—	—	—	—	—
Crawford																	
Total	1,840	1,934	10,110	9,218	4,721,852	4,553,602	1,653	528	1,770,402	1,166	766,127	37	12,814	777	89,286	1,845	10,752
None	xxx	xxx	xxx	xxx	xxx	xxx	xxx	xxx	xxx	xxx	xxx	xxx	xxx	xxx	xxx	35	107
1 cow	145	379	145	621	66,094	290,578	37	7	1,107	30	4,057	1	75	58	3,887	133	200
2 cows	205		410		176,860		152	22	13,385	132	30,553	4	258	108	9,892	201	485
3 cows	204		612		270,896		190	37	40,671	154	58,543	4	349	88	8,532	201	668
4 cows	276	1,449	1,104	7,186	496,615	3,472,661	268	57	84,201	210	110,495	3	1,565	118	12,502	271	1,202
5 to 9 cows	822		5,217		2,359,469		818	273	725,488	565	454,742	23	8,057	360	44,959	817	5,433
10 to 14 cows	134	94	1,502	1,108	745,365	625,538	134	88	434,260	60	78,317	1	130	39	4,992	133	1,562
15 to 19 cows	27		427		204,208		27	20	142,785	7	15,514	1	2,400	8	3,585	27	436
20 to 29 cows	20	9	437	193	239,920	96,375	20	19	200,530	6	10,486	—	—	5	957	20	408
30 to 49 cows	7	3	256	110	162,425	68,450	7	7	129,975	2	5,420	—	—	—	—	7	251
Cuyahoga																	
Total	980	655	3,232	2,669	1,888,943	1,666,871	453	319	1,215,692	47	13,060	125	24,048	575	77,142	959	3,259
None	xxx	xxx	xxx	xxx	xxx	xxx	xxx	xxx	xxx	xxx	xxx	xxx	xxx	xxx	xxx	33	44
1 cow	472	391	472	526	227,111	248,825	87	55	9,501	9	687	35	2,477	286	25,119	434	509
2 cows	239		478		214,882		115	84	30,580	10	1,466	45	5,111	181	23,946	253	505
3 cows	70		210		91,016		46	21	13,378	13	3,197	20	3,742	52	10,707	67	221
4 cows	34	194	136	974	55,972	583,463	26	13	14,235	6	2,852	11	5,274	18	5,505	33	138
5 to 9 cows	93		607		356,766		87	75	250,046	8	4,658	10	5,844	34	8,045	90	580
10 to 14 cows	37	54	419	692	245,939	469,313	37	37	232,170	—	—	—	—	6	1,020	38	391
15 to 19 cows	16		267		200,031		16	15	182,822	1	200	1	1,600	1	1,800	15	249
20 to 29 cows	12	12	283	269	181,864	188,255	12	12	177,506	—	—	—	—	—	—	11	298
30 to 49 cows	4	1	154	33	120,415	14,600	4	4	116,630	—	—	—	—	—	—	4	137
50 cows and over	3	3	206	175	194,947	162,415	3	3	188,814	—	—	—	—	—	—	3	187
Darke																	
Total	4,162	4,321	20,497	16,753	10,789,671	8,390,977	3,981	2,845	7,253,254	1,216	802,934	40	16,386	419	42,760	4,206	21,635
None	xxx	xxx	xxx	xxx	xxx	xxx	xxx	xxx	xxx	xxx	xxx	xxx	xxx	xxx	xxx	104	349
1 cow	292	1,267	292	2,105	148,149	997,762	171	87	32,911	84	11,639	3	209	44	2,819	271	389
2 cows	461		922		461,337		421	259	219,180	168	46,855	4	227	52	3,704	449	1,092
3 cows	568		1,704		879,531		561	372	505,059	201	87,171	5	349	59	4,542	562	1,917
4 cows	702	2,958	2,808	13,432	1,465,513	6,688,896	696	484	886,492	228	137,887	6	2,559	68	8,128	697	2,960
5 to 9 cows	1,903		11,807		6,200,219		1,896	1,437	4,271,372	500	455,831	21	12,997	175	27,422	1,880	12,160
10 to 14 cows	187	90	2,065	1,062	1,099,714	589,663	187	161	882,166	29	50,372	1	25	15	1,375	185	1,911
15 to 19 cows	35		563		328,803		35	31	274,669	6	13,079	—	—	5	970	35	551
20 cows and over	14	6	336	154	206,405	104,656	14	14	181,405	—	—	—	—	—	—	13	306
Defiance																	
Total	1,896	1,884	9,286	7,959	4,842,295	4,624,513	1,767	1,223	3,056,432	557	381,229	15	2,177	257	26,830	1,861	9,564
None	xxx	xxx	xxx	xxx	xxx	xxx	xxx	xxx	xxx	xxx	xxx	xxx	xxx	xxx	xxx	28	76
1 cow	142	487	142	808	61,032	445,248	62	34	12,451	25	2,168	5	327	32	1,936	128	186
2 cows	250		500		245,160		227	147	115,239	80	22,790	3	400	34	3,504	231	553
3 cows	307		921		460,942		296	198	248,032	101	42,902	—	—	57	5,678	298	1,008
4 cows	320	1,311	1,280	6,014	635,269	3,444,250	313	208	371,873	106	65,007	3	360	47	4,342	315	1,324
5 to 9 cows	731		4,548		2,379,556		723	517	1,522,981	214	184,381	4	1,090	73	9,462	716	4,556
10 to 14 cows	121	77	1,353	927	717,720	599,118	121	98	554,702	26	56,000	—	—	13	1,856	121	1,337
15 to 19 cows	9		148		81,375		9	9	73,055	—	—	—	—	—	—	8	142
20 cows and over	16	9	394	210	260,241	135,897	16	12	158,099	5	27,981	—	—	1	52	16	382
Delaware																	
Total	2,259	2,355	15,611	13,312	8,651,890	7,184,110	1,959	1,397	6,760,227	558	312,906	37	10,130	274	55,685	2,266	16,908
None	xxx	xxx	xxx	xxx	xxx	xxx	xxx	xxx	xxx	xxx	xxx	xxx	xxx	xxx	xxx	63	286
1 cow	288	620	288	949	129,203	454,410	70	15	3,717	50	6,137	8	697	64	5,296	264	354
2 cows	249		498		237,528		187	57	39,712	133	34,728	8	1,448	55	7,210	242	581
3 cows	178		534		253,910		161	58	71,562	105	44,086	3	454	31	5,251	174	606
4 cows	176	1,361	704	7,314	366,912	3,840,811	173	105	204,481	72	39,319	4	470	27	2,748	172	748
5 to 9 cows	816		5,516		2,931,525		797	633	2,144,608	169	142,560	9	5,052	80	13,283	806	5,814
10 to 14 cows	344	333	3,924	3,999	2,261,173	2,283,660	343	326	1,997,023	20	33,728	2	1,504	10	2,610	342	4,055
15 to 19 cows	128		2,097		1,210,891		128	124	1,108,958	7	9,448	2	475	6	1,137	124	2,234
20 to 29 cows	65	29	1,423	638	855,723	356,544	63	62	796,091	2	2,900	1	50	1	150	62	1,554
30 cows and over	17	12	627	412	407,225	248,685	17	17	394,075	—	—	—	—	—	—	17	676
Erie																	
Total	1,135	1,319	5,295	5,512	3,252,051	3,315,996	787	389	1,987,381	344	192,233	121	42,155	444	90,653	1,122	5,597
None	xxx	xxx	xxx	xxx	xxx	xxx	xxx	xxx	xxx	xxx	xxx	xxx	xxx	xxx	xxx	16	51
1 cow	264	577	264	852	125,855	431,600	62	10	2,850	31	4,758	24	1,782	138	15,406	248	337
2 cows	202		404		200,265		105	19	9,129	70	19,211	28	4,266	105	15,392	196	430
3 cows	142		426		209,977		112	32	33,092	74	29,912	18	4,471	70	12,787	140	465
4 cows	114	627	456	3,002	236,838	1,662,071	105	28	55,503	70	37,165	17	6,188	51	12,283	113	476
5 to 9 cows	286		1,835		1,105,114		276	184	704,489	84	67,082	29	19,273	69	27,155	283	1,886
10 to 14 cows	81	97	914	1,206	672,412	854,625	81	71	565,555	10	20,400	3	2,855	6	3,480	80	956
15 to 19 cows	24		383		251,758		24	23	227,163	2	4,125	—	—	—	—	24	394
20 to 29 cows	14	16	300	372	195,632	313,000	14	14	174,500	1	100	1	2,500	4	2,950	14	318
30 cows and over	8	2	313	80	254,200	54,500	8	8	217,100	2	9,500	1	800	1	1,200	8	304

TABLE 19.—COWS MILKED AND MILK PRODUCED, 1939 AND 1929; DAIRY PRODUCTS SOLD AND BUTTER CHURNED, 1939; AND COWS KEPT FOR MILK APR. 1, 1940; BY NUMBER OF COWS MILKED, BY COUNTIES—Continued

(For explanation and definitions, see text)

STATE OR COUNTY AND NUMBER OF COWS MILKED	COWS MILKED				MILK PRODUCED (GALLONS)		DAIRY PRODUCTS SOLD, 1939							BUTTER CHURNED ON FARMS, 1939		COWS KEPT MAINLY FOR MILK PRODUCTION, APR. 1, 1940	
	Farms reporting		Number					Whole milk sold		Cream sold		Butter sold					
	1939	1929	1939	1929	1939	1929	Farms reporting	Farms reporting	Gallons	Farms reporting	Pounds of butterfat	Farms reporting	Pounds	Farms reporting	Pounds	Farms reporting	Number
OHIO—Continued																	
Fairfield																	
Total	2,516	2,579	12,133	10,854	5,950,848	5,415,964	2,103	1,168	3,614,867	986	511,770	59	35,292	547	86,244	2,485	13,242
None	xxx	xxx	xxx	xxx	xxx	xxx	xxx	xxx	xxx	xxx	xxx	xxx	xxx	xxx	xxx	41	138
1 cow	423	876	423	1,354	170,432	635,208	162	54	15,167	107	11,778	6	276	98	8,176	390	569
2 cows	378		756		328,558		271	101	77,632	174	38,226	6	868	99	10,156	368	900
3 cows	348		1,044		457,704		316	142	161,870	177	75,217	6	1,699	99	10,502	339	1,185
4 cows	342	1,534	1,368	7,218	607,636	3,479,197	338	182	290,890	164	72,251	11	4,446	83	11,767	336	1,478
5 to 9 cows	766		4,881		2,283,337		757	468	1,298,397	313	226,685	22	16,474	140	31,146	753	5,123
10 to 14 cows	180	156	2,089	1,903	1,108,623	1,051,765	180	147	920,425	44	52,980	5	3,944	21	5,726	179	2,191
15 to 19 cows	48		786		453,955		48	45	428,391	4	3,560	2	830	5	1,704	48	817
20 to 29 cows	25	12	555	267	320,205	140,829	25	23	288,595	2	7,125	—	—	1	312	25	608
30 cows and over	6	1	271	112	220,398	108,965	6	6	133,500	1	23,948	1	6,755	1	6,755	6	233
Fayette																	
Total	1,372	1,462	5,056	5,106	2,209,598	2,218,823	1,009	413	917,828	567	212,032	52	6,572	566	52,067	1,358	5,249
None	xxx	xxx	xxx	xxx	xxx	xxx	xxx	xxx	xxx	xxx	xxx	xxx	xxx	xxx	xxx	25	68
1 cow	315	643	315	1,014	131,420	434,279	104	22	6,193	66	6,329	16	655	141	9,136	291	378
2 cows	321		642		271,794		230	63	35,123	155	32,183	15	1,312	142	12,568	313	683
3 cows	203		609		259,896		173	48	44,243	122	37,839	6	545	98	8,986	202	653
4 cows	175	772	700	3,479	285,499	1,481,241	164	75	95,017	87	33,041	9	1,375	75	8,234	175	718
5 to 9 cows	282		1,736		731,346		263	145	315,143	119	82,613	5	1,965	92	9,893	278	1,759
10 to 14 cows	52	43	574	507	254,746	249,103	51	37	163,522	16	17,862	—	—	14	1,885	52	553
15 to 19 cows	11		179		89,440		11	10	78,780	1	1,600	—	—	3	645	11	166
20 cows and over	13	4	301	106	185,457	54,200	13	13	179,807	1	565	1	720	1	720	11	271
Franklin																	
Total	2,310	2,257	14,025	14,262	8,154,867	8,387,861	1,736	994	5,319,766	686	559,934	183	64,202	617	117,704	2,278	14,922
None	xxx	xxx	xxx	xxx	xxx	xxx	xxx	xxx	xxx	xxx	xxx	xxx	xxx	xxx	xxx	77	238
1 cow	521	654	521	925	284,005	443,706	152	68	19,294	51	7,186	54	5,235	228	22,916	460	583
2 cows	345		690		339,694		205	60	38,420	120	33,565	43	7,182	151	22,539	319	770
3 cows	169		507		251,691		137	41	42,089	87	38,746	20	5,989	47	10,341	165	542
4 cows	174	1,191	696	6,774	363,314	3,734,608	159	55	92,200	104	60,392	14	3,476	43	8,141	172	717
5 to 9 cows	623		4,238		2,377,058		607	366	1,356,171	238	250,360	42	29,220	108	38,221	613	4,454
10 to 14 cows	290	347	3,302	4,302	1,936,206	2,680,650	288	229	1,433,087	66	119,363	9	12,836	29	12,929	286	3,486
15 to 19 cows	93		1,531		906,250		93	86	780,105	11	22,864	1	264	6	1,508	92	1,588
20 to 29 cows	74	53	1,667	1,313	1,051,517	797,196	74	69	965,350	6	19,841	—	—	3	879	73	1,605
30 to 49 cows	16	8	525	276	362,382	228,243	16	15	324,650	2	5,617	—	—	1	50	16	597
50 cows and over	5	4	348	672	282,750	503,458	5	5	268,400	1	2,000	—	—	1	180	5	342
Fulton																	
Total	2,350	2,485	13,086	12,094	8,724,518	8,131,232	2,147	1,757	7,016,065	405	326,241	18	5,733	165	21,121	2,359	13,670
None	xxx	xxx	xxx	xxx	xxx	xxx	xxx	xxx	xxx	xxx	xxx	xxx	xxx	xxx	xxx	59	202
1 cow	228	533	228	845	129,052	547,526	91	53	26,225	34	4,417	7	760	60	5,169	205	251
2 cows	220		440		246,536		176	120	120,113	54	15,404	3	340	27	3,063	217	502
3 cows	242		726		439,466		233	179	290,690	53	26,260	3	2,300	20	4,052	238	811
4 cows	329	1,790	1,316	9,257	797,395	6,118,185	324	265	588,986	62	42,054	1	315	18	2,006	323	1,394
5 to 9 cows	1,070		6,941		4,602,635		1,062	897	3,697,305	180	199,993	3	418	34	4,522	1,057	7,115
10 to 14 cows	196	155	2,175	1,832	1,581,099	1,340,236	196	179	1,407,973	21	37,713	—	—	4	387	195	2,203
15 to 19 cows	41		671		480,922		41	40	461,155	1	400	—	—	1	106	41	664
20 to 29 cows	19	7	407	160	328,625	125,285	19	19	315,258	—	—	—	—	—	—	19	413
30 to 49 cows	5	—	162	—	118,790	—	5	5	108,360	—	—	1	1,600	1	1,816	5	115
Gallia																	
Total	2,226	2,321	6,852	7,243	2,950,499	3,091,088	1,273	136	884,788	1,121	299,313	61	9,357	1,263	123,420	2,205	7,676
None	xxx	xxx	xxx	xxx	xxx	xxx	xxx	xxx	xxx	xxx	xxx	xxx	xxx	xxx	xxx	72	211
1 cow	764	1,342	764	1,987	315,641	821,596	190	6	745	174	14,957	15	1,031	389	32,299	699	955
2 cows	601		1,202		455,339		339	9	2,471	326	52,064	15	1,260	354	32,820	586	1,392
3 cows	338		1,014		370,125		261	4	1,897	255	60,293	12	2,287	209	21,000	333	1,127
4 cows	185	893	740	3,963	285,451	1,557,589	158	6	8,000	148	49,233	9	1,925	126	14,925	180	773
5 to 9 cows	236		1,427		571,934		223	34	93,519	188	93,279	9	2,804	148	18,308	233	1,451
10 to 14 cows	59	71	674	863	310,910	408,955	59	36	188,226	24	24,113	—	—	29	2,780	59	710
15 to 19 cows	19		305		159,952		19	17	131,940	2	3,124	1	50	1	156	19	307
20 to 29 cows	15	10	341	220	193,984	138,420	15	15	179,790	3	1,450	—	—	4	584	15	352
30 cows and over	9	5	385	210	287,185	164,530	9	9	278,200	1	800	—	—	3	548	9	398
Geauga																	
Total	1,859	1,631	12,546	10,704	8,717,947	6,950,276	1,214	1,056	7,555,617	74	25,101	148	28,011	645	83,638	1,857	13,796
None	xxx	xxx	xxx	xxx	xxx	xxx	xxx	xxx	xxx	xxx	xxx	xxx	xxx	xxx	xxx	42	202
1 cow	432	528	432	731	195,120	341,123	70	35	7,022	8	1,156	33	2,697	262	22,213	413	543
2 cows	284		568		259,134		79	29	14,461	19	4,642	44	6,139	192	24,613	274	662
3 cows	78		234		121,993		49	25	24,567	10	3,107	27	6,252	56	12,370	77	267
4 cows	74	733	296	4,383	162,589	2,793,666	63	40	91,268	16	5,888	15	3,874	38	7,771	71	314
5 to 9 cows	466		3,283		2,192,155		449	424	1,941,568	17	8,227	25	8,696	67	13,922	480	3,551
10 to 14 cows	320	326	3,693	4,137	2,680,960	2,846,916	320	319	2,530,258	2	987	4	355	24	2,178	316	3,936
15 to 19 cows	106		1,738		1,312,314		105	105	1,229,442	—	—	—	—	3	165	105	1,819
20 to 29 cows	61	31	1,385	696	1,062,909	479,952	61	61	993,085	2	1,094	—	—	3	406	61	1,502
30 to 49 cows	14	9	457	308	367,245	198,111	14	14	357,258	—	—	—	—	—	—	14	538
50 cows and over	4	4	460	449	383,530	290,528	4	4	366,690	—	—	—	—	—	—	4	462
Greene																	
Total	1,848	1,989	9,831	10,156	4,822,340	5,078,034	1,502	927	3,198,314	601	271,317	58	13,733	403	45,705	1,880	10,546
None	xxx	xxx	xxx	xxx	xxx	xxx	xxx	xxx	xxx	xxx	xxx	xxx	xxx	xxx	xxx	59	164
1 cow	306	518	306	819	131,086	354,030	67	14	4,926	47	5,616	8	388	98	6,754	288	400
2 cows	300		600		254,889		235	86	50,304	151	31,562	17	1,026	107	8,344	297	717
3 cows	197		591		259,560		181	79	89,659	102	30,911	13	1,779	57	5,998	193	642
4 cows	183	1,246	732	6,466	307,525	5,134,271	174	88	127,648	84	37,074	8	1,977	47	6,635	183	773
5 to 9 cows	603		3,919		1,857,989		588	426	1,207,049	180	125,555	8	2,295	73	9,698	601	3,976
10 to 14 cows	186	178	2,125	2,160	1,101,153	1,158,192	184	164	898,626	28	33,961	3	2,768	15	4,326	186	2,287
15 to 19 cows	40		845		340,980		40	38	297,461	4	2,600	1	3,500	5	3,920	40	629
20 to 29 cows	24	18	557	390	306,457	241,686	24	23	275,870	3	2,758	—	—	1	30	24	585
30 cows and over	9	9	358	321	262,721	189,855	9	9	246,771	2	1,300	—	—	—	—	9	413

TABLE 19.—COWS MILKED AND MILK PRODUCED, 1939 AND 1929; DAIRY PRODUCTS SOLD AND BUTTER CHURNED, 1939; AND COWS KEPT FOR MILK APR. 1, 1940; BY NUMBER OF COWS MILKED, BY COUNTIES—Continued

(For explanation and definitions, see text)

STATE OR COUNTY AND NUMBER OF COWS MILKED	COWS MILKED				MILK PRODUCED (GALLONS)		DAIRY PRODUCTS SOLD, 1939							BUTTER CHURNED ON FARMS, 1939		COWS KEPT MAINLY FOR MILK PRODUCTION, APR. 1, 1940	
	Farms reporting		Number				Farms reporting	Whole milk sold		Cream sold		Butter sold		Farms reporting	Pounds	Farms reporting	Number
								Farms reporting	Gallons	Farms reporting	Pounds of butterfat	Farms reporting	Pounds				
	1939	1929	1939	1929	1939	1929											
OHIO—Continued																	
Guernsey																	
Total	2,285	2,257	11,344	9,535	4,283,128	4,443,925	1,788	631	1,636,873	1,138	618,691	82	19,860	874	95,549	2,284	12,117
None	xxx	xxx	xxx	xxx	xxx	xxx	xxx	xxx	xxx	xxx	xxx	xxx	xxx	xxx	xxx	35	135
1 cow	391	782	391	1,177	135,588	534,940	70	16	2,490	44	5,165	13	1,024	178	11,180	355	482
2 cows	305		610		205,005		194	31	10,517	157	30,640	13	1,370	149	14,068	290	648
3 cows	296		888		305,214		256	51	36,852	200	62,495	11	1,948	113	10,972	280	986
4 cows	257	1,316	1,028	6,363	367,301	2,867,365	237	62	72,809	176	70,647	12	3,556	97	11,304	253	1,125
5 to 9 cows	797		5,177		1,919,717		773	312	655,234	471	324,285	30	10,657	276	39,231	785	5,415
10 to 14 cows	168	150	1,878	1,783	765,924	934,730	167	101	422,123	70	90,594	3	1,325	45	6,506	166	1,933
15 to 19 cows	42		684		288,092		42	32	214,889	11	17,490	———	———	7	832	41	691
20 to 29 cows	26	8	593	182	257,837	91,415	26	23	190,959	8	15,575	———	———	8	1,256	26	629
30 to 49 cows	3	1	95	30	40,450	15,475	3	3	31,000	1	2,000	———	———	1	200	3	95
Hamilton																	
Total	1,774	1,785	8,189	8,900	4,755,840	5,765,838	1,017	687	3,297,543	242	102,807	201	86,208	701	149,396	1,772	8,477
None	xxx	xxx	xxx	xxx	xxx	xxx	xxx	xxx	xxx	xxx	xxx	xxx	xxx	xxx	xxx	45	118
1 cow	596	797	596	1,116	258,571	599,252	104	58	16,093	20	2,908	33	3,188	259	23,487	568	682
2 cows	345		690		290,790		158	69	37,753	60	16,365	46	5,212	170	19,380	337	704
3 cows	168		504		245,602		121	53	48,083	51	21,516	39	11,188	86	19,162	166	527
4 cows	118	735	472	3,748	241,266	2,277,978	105	68	110,892	35	11,962	21	9,142	52	14,079	118	486
5 to 9 cows	322		2,071		1,154,492		306	226	764,106	87	38,545	44	29,197	99	40,820	318	2,128
10 to 14 cows	139	201	1,590	2,524	995,039	1,752,818	137	128	847,332	7	6,961	13	17,782	22	20,463	134	1,543
15 to 19 cows	33		544		385,090		33	33	368,681	———	———	1	1,040	4	1,290	33	572
20 to 29 cows	35	32	805	732	516,556	512,444	35	34	469,653	1	1,230	2	6,700	6	7,736	35	822
30 to 49 cows	12	18	430	625	342,035	497,421	12	12	325,550	2	3,155	1	600	2	820	12	402
50 cows and over	6	2	487	155	326,399	125,925	6	6	309,400	1	365	1	2,159	1	2,159	6	493
Hancock																	
Total	2,546	2,719	14,199	13,238	6,910,087	6,917,894	2,389	1,100	3,058,610	1,312	983,378	32	8,406	606	67,176	2,526	15,113
None	xxx	xxx	xxx	xxx	xxx	xxx	xxx	xxx	xxx	xxx	xxx	xxx	xxx	xxx	xxx	42	165
1 cow	153	500	153	818	63,722	419,954	56	21	4,387	32	2,781	4	485	56	4,452	137	198
2 cows	225		450		207,655		194	69	45,699	129	31,456	6	750	70	6,361	216	529
3 cows	319		957		471,078		303	110	131,833	194	80,676	2	600	76	7,059	313	1,102
4 cows	387	2,063	1,548	10,514	762,960	5,387,495	378	152	244,735	226	129,154	5	642	91	8,474	380	1,708
5 to 9 cows	1,208		7,808		3,742,909		1,206	580	1,590,382	639	576,562	12	2,829	275	52,658	1,190	8,117
10 to 14 cows	198	145	2,231	1,663	1,058,840	934,080	196	124	594,538	75	122,997	1	175	27	3,697	193	2,179
15 to 19 cows	33		536		275,290		33	25	195,983	10	18,448	———	———	5	800	33	552
20 cows and over	23	11	516	243	327,633	176,365	23	19	251,073	7	21,502	2	2,925	6	3,675	22	563
Hardin																	
Total	2,058	2,156	9,514	7,947	5,143,849	3,853,081	1,792	999	2,751,927	809	545,041	18	3,541	388	45,554	2,064	10,487
None	xxx	xxx	xxx	xxx	xxx	xxx	xxx	xxx	xxx	xxx	xxx	xxx	xxx	xxx	xxx	44	169
1 cow	266	822	266	1,304	128,806	626,965	88	18	5,480	67	9,670	5	185	82	7,406	247	378
2 cows	337		674		347,661		275	102	87,051	174	47,019	3	106	96	11,699	331	802
3 cows	301		903		464,498		292	147	184,972	147	73,525	2	500	61	6,402	296	1,008
4 cows	301	1,249	1,204	5,581	647,664	2,526,486	293	164	312,043	130	85,908	2	130	47	5,191	295	1,325
5 to 9 cows	691		4,378		2,362,866		683	440	1,326,196	257	255,604	4	420	87	10,652	689	4,670
10 to 14 cows	120	81	1,345	976	765,336	622,180	119	91	492,255	29	55,815	2	2,200	13	3,729	120	1,323
15 to 19 cows	30		482		271,540		30	27	225,910	5	8,500	———	———	2	475	30	508
20 to 29 cows	12	4	282	86	157,478	77,450	12	10	120,060	2	9,000	———	———	———	———	12	304
Harrison																	
Total	1,488	1,462	7,480	6,301	3,403,387	2,958,486	1,182	395	1,421,919	794	421,620	92	22,857	747	102,281	1,461	8,044
None	xxx	xxx	xxx	xxx	xxx	xxx	xxx	xxx	xxx	xxx	xxx	xxx	xxx	xxx	xxx	32	86
1 cow	270	493	270	777	127,840	351,571	59	13	4,225	38	4,096	12	1,091	140	13,447	234	517
2 cows	222		444		202,255		165	29	11,724	126	30,525	24	3,325	124	15,283	217	464
3 cows	187		561		239,730		166	31	32,485	127	41,455	18	5,499	104	17,015	182	600
4 cows	184	850	736	4,035	314,769	1,824,015	175	36	46,817	143	63,808	12	2,814	100	12,711	181	783
5 to 9 cows	434		2,782		1,125,045		427	143	332,215	303	196,762	21	7,598	221	32,527	425	2,879
10 to 14 cows	125	112	1,436	1,338	725,056	698,085	124	87	460,075	40	53,509	4	2,630	42	8,817	124	1,569
15 to 19 cows	44		733		367,443		44	36	274,389	13	22,380	———	———	13	1,781	44	801
20 to 29 cows	19	7	425	151	245,497	84,815	19	17	207,489	4	9,105	1	100	3	700	19	442
30 to 49 cows	3	———	93	———	55,752	———	3	3	52,500	———	———	———	———	———	———	3	103
Henry																	
Total	2,175	2,333	9,191	9,427	5,256,240	5,248,792	2,044	1,172	2,786,242	904	598,195	21	5,280	520	71,342	2,171	9,421
None	xxx	xxx	xxx	xxx	xxx	xxx	xxx	xxx	xxx	xxx	xxx	xxx	xxx	xxx	xxx	51	73
1 cow	167	517	167	855	87,882	431,355	83	35	15,432	47	6,848	1	150	53	5,143	154	231
2 cows	307		614		332,506		274	139	136,173	132	57,673	5	427	84	10,018	297	673
3 cows	433		1,299		740,706		423	243	363,066	183	88,212	2	425	88	10,595	425	1,375
4 cows	479	1,771	1,916	8,005	1,075,827	4,468,627	476	262	528,510	218	152,648	8	1,577	128	17,806	478	1,982
5 to 9 cows	718		4,509		2,457,015		717	440	1,581,118	297	279,999	5	2,701	158	25,828	716	4,267
10 to 14 cows	57	45	645	569	380,789	348,810	57	42	234,346	22	38,643	———	———	10	2,082	57	629
15 cows and over	14		241		183,515		14	11	127,597	5	14,172	———	———	1	70	13	191
Highland																	
Total	2,597	2,657	11,629	9,594	5,042,777	4,051,967	2,109	1,227	3,083,483	914	389,428	41	3,721	1,079	84,630	2,587	12,308
None	xxx	xxx	xxx	xxx	xxx	xxx	xxx	xxx	xxx	xxx	xxx	xxx	xxx	xxx	xxx	75	278
1 cow	442	1,096	442	1,728	190,451	730,881	146	26	6,354	117	12,773	8	574	223	15,151	405	560
2 cows	481		962		388,172		362	96	57,559	260	62,729	14	678	228	17,051	463	1,062
3 cows	341		1,023		416,748		305	145	148,225	162	51,794	5	855	155	13,389	330	1,075
4 cows	342	1,458	1,368	6,714	551,310	2,733,618	325	182	247,315	152	70,509	3	590	139	10,229	334	1,432
5 to 9 cows	791		5,080		2,143,025		774	591	1,485,054	204	163,823	9	574	270	22,197	781	5,157
10 to 14 cows	144	75	1,621	886	755,771	425,592	141	134	644,338	12	11,356	1	50	48	3,919	143	1,596
15 to 19 cows	27		436		200,578		27	26	174,746	2	5,664	1	400	8	917	27	460
20 to 29 cows	24	4	525	90	279,522	54,310	24	22	230,412	4	9,280	———	———	8	1,147	24	513
30 to 49 cows	5	3	172	106	117,400	69,725	5	5	89,480	1	1,500	———	———	2	650	5	175
50 to 74 cows	———	1	———	70	———	37,841	———	———	———	———	———	———	———	———	———	———	———

TABLE 19.—COWS MILKED AND MILK PRODUCED, 1939 AND 1929; DAIRY PRODUCTS SOLD AND BUTTER CHURNED, 1939; AND COWS KEPT FOR MILK APR. 1, 1940; BY NUMBER OF COWS MILKED, BY COUNTIES—Continued

(For explanation and definitions, see text)

STATE OR COUNTY AND NUMBER OF COWS MILKED	COWS MILKED				MILK PRODUCED (GALLONS)		DAIRY PRODUCTS SOLD, 1939							BUTTER CHURNED ON FARMS, 1939		COWS KEPT MAINLY FOR MILK PRODUCTION, APR. 1, 1940	
	Farms reporting		Number					Whole milk sold		Cream sold		Butter sold					
	1939	1929	1939	1929	1939	1929	Farms reporting	Farms reporting	Gallons	Farms reporting	Pounds of butterfat	Farms reporting	Pounds	Farms reporting	Pounds	Farms reporting	Number
OHIO—Continued																	
Hocking																	
Total	1,050	1,145	3,421	3,534	1,427,918	1,722,196	693	128	353,831	518	151,157	91	32,663	450	68,146	1,065	3,777
None	xxx	xxx	xxx	xxx	xxx	xxx	xxx	xxx	xxx	xxx	xxx	xxx	xxx	xxx	xxx	60	117
1 cow	290	601	290	921	113,900	444,065	74	3	1,030	67	5,163	10	829	111	9,152	262	405
2 cows	257		514		198,811		164	8	2,390	139	22,991	20	2,230	116	11,055	249	580
3 cows	170		510		197,952		141	19	16,535	113	27,895	13	2,727	78	8,206	166	535
4 cows	126	518	504	2,246	205,768	1,081,386	117	27	35,300	83	28,638	17	5,504	55	10,234	125	570
5 to 9 cows	174		1,082		447,116		164	48	106,741	106	58,881	24	15,022	76	21,762	171	1,041
10 to 14 cows	18	22	211	256	94,061	137,745	18	9	45,200	8	6,713	5	4,701	11	5,987	18	225
15 to 19 cows	7		114		77,805		7	6	71,350	1	120	1	90	1	140	6	107
20 cows and over	8	4	196	111	92,505	59,000	8	8	75,285	1	756	1	1,560	2	1,610	8	197
Holmes																	
Total	2,048	2,034	13,052	11,613	8,071,085	6,725,435	1,877	1,234	5,631,449	673	453,454	63	13,436	1,353	179,770	2,067	14,776
None	xxx	xxx	xxx	xxx	xxx	xxx	xxx	xxx	xxx	xxx	xxx	xxx	xxx	xxx	xxx	56	281
1 cow	184	384	184	619	87,611	311,251	68	27	5,135	33	4,271	10	1,057	122	10,881	161	264
2 cows	200		400		188,692		168	66	37,608	97	21,460	16	1,890	139	16,432	197	480
3 cows	152		456		237,317		142	54	62,050	86	33,311	7	955	99	11,489	150	547
4 cows	188	1,363	756	7,562	411,601	4,270,976	184	79	134,607	109	66,739	3	594	115	13,147	186	892
5 to 9 cows	933		6,422		4,017,417		927	656	2,689,200	301	269,389	22	7,570	636	89,179	929	7,142
10 to 14 cows	330	284	3,769	3,370	2,467,208	2,104,268	328	293	2,099,314	43	53,464	4	1,170	207	32,822	329	4,086
15 to 19 cows	48		771		485,309		48	48	450,555	3	2,320	1	200	30	5,156	47	798
20 cows and over	12	3	274	62	175,930	36,940	12	11	153,000	1	2,500	—	—	5	664	12	286
Huron																	
Total	2,031	2,119	9,973	9,334	5,300,187	5,020,200	1,609	803	2,950,688	794	402,022	151	39,922	771	122,563	2,024	10,556
None	xxx	xxx	xxx	xxx	xxx	xxx	xxx	xxx	xxx	xxx	xxx	xxx	xxx	xxx	xxx	61	170
1 cow	240	639	240	1,013	111,750	470,690	55	13	3,286	30	3,440	15	1,341	111	10,827	209	272
2 cows	303		606		292,961		191	30	20,080	149	41,246	29	4,535	164	20,588	291	642
3 cows	291		873		407,337		235	64	64,482	172	66,068	22	3,830	137	18,675	285	953
4 cows	307	1,355	1,228	6,405	575,470	3,388,013	272	104	156,456	171	82,861	17	3,904	128	17,778	300	1,267
5 to 9 cows	699		4,511		2,286,396		665	420	1,360,394	245	173,524	39	19,000	190	40,618	692	4,716
10 to 14 cows	146	132	1,631	1,561	996,689	942,922	146	132	825,918	20	20,737	4	1,800	32	6,314	142	1,616
15 to 19 cows	32		519		355,565		32	28	289,733	4	7,740	4	5,200	6	5,703	31	572
20 cows and over	13	13	365	355	274,019	218,575	13	12	230,339	3	6,406	1	312	3	2,060	13	348
Jackson																	
Total	1,813	1,803	4,121	4,331	1,677,533	1,912,519	606	124	433,647	443	169,022	66	11,629	887	111,418	1,295	4,469
None	xxx	xxx	xxx	xxx	xxx	xxx	xxx	xxx	xxx	xxx	xxx	xxx	xxx	xxx	xxx	38	110
1 cow	457	649	457	967	175,840	428,463	54	4	390	35	3,117	18	1,071	326	31,481	418	515
2 cows	304		608		225,573		121	11	5,007	96	16,906	21	2,521	209	27,117	294	677
3 cows	158		474		170,507		93	6	4,292	84	23,051	4	935	109	14,274	157	519
4 cows	128	622	512	2,897	194,640	1,267,766	103	12	14,998	88	38,912	10	1,648	83	11,863	125	503
5 to 9 cows	210		1,291		526,945		179	40	108,006	134	79,890	10	4,669	142	23,676	207	1,330
10 to 14 cows	39	25	428	309	195,676	136,715	39	35	148,879	5	4,626	3	785	14	2,397	39	470
15 to 19 cows	6		99		57,867		6	5	46,700	2	1,620	—	—	2	460	6	94
20 cows and over	11	7	252	158	152,485	79,575	11	11	105,575	1	900	—	—	2	150	11	253
Jefferson																	
Total	1,506	1,351	6,518	6,395	3,074,228	3,434,679	801	466	1,595,560	277	137,050	209	77,996	777	158,160	1,456	6,918
None	xxx	xxx	xxx	xxx	xxx	xxx	xxx	xxx	xxx	xxx	xxx	xxx	xxx	xxx	xxx	28	100
1 cow	445	523	445	781	187,882	318,332	42	19	3,607	12	1,485	19	1,533	240	21,025	398	489
2 cows	277		554		227,062		101	50	19,767	33	5,810	41	5,249	175	24,581	265	615
3 cows	163		489		193,027		98	35	25,746	43	11,179	35	6,261	91	16,439	158	530
4 cows	116	661	464	3,427	195,354	1,664,806	89	28	33,622	51	21,459	23	7,244	67	14,110	112	476
5 to 9 cows	336		2,195		965,354		302	187	462,920	106	56,843	76	40,841	163	58,362	327	2,208
10 to 14 cows	118	154	1,350	1,856	675,114	1,223,942	118	102	538,064	23	20,974	8	5,990	25	9,219	118	1,415
15 to 19 cows	32		516		307,402		32	27	231,716	5	14,160	3	5,618	7	7,371	32	548
20 to 29 cows	14	10	313	221	183,528	144,299	14	13	152,043	2	2,840	3	4,260	6	4,993	13	329
30 cows and over	5	3	192	110	141,525	83,300	5	5	128,075	2	2,300	1	1,000	3	2,060	5	210
Knox																	
Total	2,391	2,428	12,123	9,785	6,434,896	5,226,673	2,069	668	2,739,647	1,422	889,696	76	22,377	1,184	151,798	2,360	12,993
None	xxx	xxx	xxx	xxx	xxx	xxx	xxx	xxx	xxx	xxx	xxx	xxx	xxx	xxx	xxx	52	218
1 cow	288	836	288	1,387	141,975	765,939	104	12	3,595	82	9,558	14	1,499	159	13,385	255	343
2 cows	403		806		380,974		319	37	25,285	286	70,823	13	2,041	228	24,406	386	880
3 cows	332		996		494,625		304	48	58,589	257	108,088	8	1,416	187	22,275	322	1,067
4 cows	313	1,477	1,252	6,847	620,780	3,561,636	299	70	113,808	231	121,979	14	3,164	161	20,082	307	1,342
5 to 9 cows	802		5,146		2,653,726		791	318	979,085	487	429,925	17	6,602	388	53,156	788	5,328
10 to 14 cows	169	102	1,916	1,252	1,069,515	686,488	168	114	679,462	60	91,539	7	4,240	60	13,695	167	1,973
15 to 19 cows	50		812		469,914		50	39	363,983	13	31,954	—	—	13	1,037	49	917
20 to 29 cows	23	10	530	227	308,453	158,010	23	21	282,275	4	10,830	1	1,800	5	2,017	23	502
30 cows and over	11	3	377	92	294,936	59,800	11	9	235,567	2	15,000	2	1,615	3	1,745	11	423
Lake																	
Total	783	686	2,677	2,840	1,571,983	1,685,731	336	259	960,468	52	26,808	105	17,938	454	67,284	765	2,734
None	xxx	xxx	xxx	xxx	xxx	xxx	xxx	xxx	xxx	xxx	xxx	xxx	xxx	xxx	xxx	29	43
1 cow	358	417	358	557	180,559	279,249	64	37	5,924	5	161	35	2,720	228	23,080	327	366
2 cows	177		354		169,439		67	38	16,218	12	3,141	31	3,829	123	18,014	170	348
3 cows	66		198		101,165		37	22	20,474	9	4,311	18	4,523	49	11,118	63	185
4 cows	33	197	132	983	65,161	529,124	26	15	23,078	7	2,310	12	3,576	20	6,844	30	125
5 to 9 cows	81		519		298,853		74	62	208,801	15	10,021	7	2,640	26	4,908	80	509
10 to 14 cows	44	49	519	630	332,002	428,401	44	42	283,348	3	3,151	2	650	6	3,185	43	483
15 to 19 cows	11		177		121,015		11	10	102,861	1	3,713	—	—	—	—	10	163
20 to 29 cows	7	15	187	343	128,175	242,942	7	7	127,775	—	—	—	—	—	—	7	189
30 cows and over	6	8	253	327	175,614	206,015	6	6	171,989	—	—	—	—	2	135	6	325

TABLE 19.—COWS MILKED AND MILK PRODUCED, 1939 AND 1929; DAIRY PRODUCTS SOLD AND BUTTER CHURNED, 1939; AND COWS KEPT FOR MILK APR. 1, 1940; BY NUMBER OF COWS MILKED, BY COUNTIES—Continued

(For explanation and definitions, see text)

STATE OR COUNTY AND NUMBER OF COWS MILKED	COWS MILKED				MILK PRODUCED (GALLONS)		DAIRY PRODUCTS SOLD, 1939							BUTTER CHURNED ON FARMS, 1939		COWS KEPT MAINLY FOR MILK PRODUCTION, APR. 1, 1940	
	Farms reporting		Number					Whole milk sold		Cream sold		Butter sold					
	1939	1929	1939	1929	1939	1929	Farms reporting	Farms reporting	Gallons	Farms reporting	Pounds of butterfat	Farms reporting	Pounds	Farms reporting	Pounds	Farms reporting	Number
OHIO—Continued																	
Lawrence																	
Total	2,034	1,883	5,019	5,271	2,149,384	2,267,864	882	223	655,529	599	160,926	139	34,471	994	124,999	2,095	5,427
None	xxx	xxx	xxx	xxx	xxx	xxx	xxx	xxx	xxx	xxx	xxx	xxx	xxx	xxx	xxx	126	262
1 cow	1,019	1,275	1,019	1,763	408,916	721,187	195	47	9,697	156	14,858	56	2,337	538	46,260	977	1,095
2 cows	500		1,000		373,849		244	31	15,881	185	29,683	40	5,203	237	29,341	488	1,011
3 cows	197		591		223,836		154	32	20,864	117	28,277	15	2,955	90	11,050	194	584
4 cows	122	536	488	2,386	180,114	957,490	106	24	21,159	74	25,662	19	6,124	58	11,541	119	481
5 to 9 cows	132		817		329,776		119	38	80,919	77	41,107	21	10,942	52	15,526	130	819
10 to 14 cows	32	56	373	689	214,708	343,587	32	24	142,969	5	14,869	5	4,990	9	7,726	30	401
15 to 19 cows	17		291		168,385		17	14	136,865	3	2,470	2	1,800	7	3,070	16	245
20 to 29 cows	12	12	272	269	150,425	154,800	12	10	128,100	2	4,000	1	120	3	485	12	283
30 cows and over	3	4	168	164	99,375	90,800	3	3	99,075	----	----	----	----	----	----	3	246
Licking																	
Total	3,217	3,297	19,479	17,712	9,890,025	9,094,477	2,686	1,451	6,326,315	1,169	687,817	190	109,849	885	192,728	3,158	20,645
None	xxx	xxx	xxx	xxx	xxx	xxx	xxx	xxx	xxx	xxx	xxx	xxx	xxx	xxx	xxx	73	371
1 cow	516	1,027	516	1,596	235,586	741,644	158	40	7,891	92	12,636	34	3,677	219	21,297	468	659
2 cows	418		836		355,112		303	69	35,961	222	52,245	23	3,516	156	18,727	390	928
3 cows	298		894		399,959		275	77	79,490	179	69,849	32	8,877	87	15,483	284	961
4 cows	296	1,760	1,184	9,295	517,089	4,580,274	281	118	180,042	161	76,153	15	4,286	88	11,537	289	1,296
5 to 9 cows	1,055		7,034		3,345,194		1,036	597	1,781,259	433	355,665	55	41,814	235	66,535	1,030	7,169
10 to 14 cows	412	464	4,757	5,717	2,545,620	3,060,712	411	341	1,978,480	70	94,706	24	34,984	75	43,966	404	4,772
15 to 19 cows	141		2,271		1,299,005		141	130	1,136,943	9	19,513	7	12,715	16	13,537	140	2,346
20 to 29 cows	68	38	1,552	835	904,141	583,797	68	66	850,157	3	7,050	----	----	7	1,386	67	1,690
30 to 49 cows	13	8	435	269	288,319	128,050	13	13	276,092	----	----	----	----	2	260	13	453
Logan																	
Total	2,153	2,189	12,359	9,983	6,610,053	5,157,343	1,924	1,065	3,881,855	896	678,357	17	3,351	340	36,147	2,165	13,431
None	xxx	xxx	xxx	xxx	xxx	xxx	xxx	xxx	xxx	xxx	xxx	xxx	xxx	xxx	xxx	52	235
1 cow	218	590	218	925	101,749	471,320	71	19	4,916	51	5,207	4	105	50	4,476	210	821
2 cows	282		564		272,978		232	66	50,207	168	44,588	3	625	61	5,897	270	672
3 cows	252		756		380,668		237	88	104,550	151	69,658	3	420	48	4,544	245	820
4 cows	282	1,459	1,128	7,141	579,639	3,599,624	273	138	236,073	142	86,886	3	296	46	3,910	280	1,244
5 to 9 cows	828		5,405		2,871,297		821	526	1,609,936	317	344,735	1	530	107	12,096	820	5,769
10 to 14 cows	187	128	2,096	1,624	1,161,798	897,593	186	137	825,210	52	92,733	2	375	23	3,564	184	2,186
15 to 19 cows	60		980		563,403		60	50	457,600	11	22,483	1	1,000	3	1,350	60	944
20 to 29 cows	33	10	771	233	422,072	153,206	33	31	357,309	3	5,650	----	----	2	310	33	787
30 cows and over	11	2	441	60	256,449	35,600	11	10	236,054	1	6,417	----	----	----	----	11	453
Lorain																	
Total	2,550	2,428	16,194	14,288	11,463,394	9,656,093	1,709	1,478	9,874,404	151	70,667	150	37,694	551	78,118	2,538	17,522
None	xxx	xxx	xxx	xxx	xxx	xxx	xxx	xxx	xxx	xxx	xxx	xxx	xxx	xxx	xxx	49	160
1 cow	578	881	578	1,212	250,109	541,632	79	49	13,571	5	317	30	1,927	188	14,364	544	632
2 cows	373		746		320,084		140	81	59,580	20	4,237	50	6,595	147	18,362	367	821
3 cows	158		474		239,687		98	54	88,211	19	5,838	30	8,401	65	13,511	156	485
4 cows	118	1,078	472	6,362	284,325	4,278,094	98	66	150,640	23	10,764	17	6,684	51	9,057	114	518
5 to 9 cows	717		5,031		3,585,024		690	628	3,113,787	55	45,667	19	10,512	69	17,038	708	5,517
10 to 14 cows	381	408	4,356	5,175	3,268,771	3,789,382	379	375	3,094,049	5	3,395	1	450	17	1,436	580	4,625
15 to 19 cows	130		2,118		1,576,093		130	130	1,496,249	2	215	2	75	10	490	127	2,183
20 to 29 cows	80	50	1,805	1,142	1,406,625	809,285	80	80	1,353,451	1	84	1	3,250	3	3,660	78	1,933
30 to 49 cows	12	10	405	347	296,010	193,900	12	12	277,400	1	150	----	----	1	200	12	454
50 cows and over	3	1	209	50	238,666	43,800	3	3	227,466	----	----	----	----	----	----	3	194
Lucas																	
Total	1,242	1,296	3,891	4,141	2,102,124	2,530,227	672	398	1,163,851	244	99,503	92	55,442	590	111,233	1,227	4,079
None	xxx	xxx	xxx	xxx	xxx	xxx	xxx	xxx	xxx	xxx	xxx	xxx	xxx	xxx	xxx	34	50
1 cow	504	742	504	1,024	210,995	483,750	79	36	6,342	21	2,127	29	1,895	292	25,241	467	566
2 cows	271		542		225,218		156	65	36,952	75	17,582	33	4,688	157	19,992	261	563
3 cows	135		405		183,797		112	55	56,817	55	20,601	14	3,299	66	11,281	134	434
4 cows	98	513	392	2,422	181,065	1,478,148	95	55	85,341	41	19,280	7	2,966	28	6,125	97	395
5 to 9 cows	186		1,172		636,159		182	140	467,191	46	27,258	7	3,069	41	8,597	186	1,193
10 to 14 cows	33	37	378	445	234,126	324,535	33	32	208,075	5	1,515	1	1,000	5	1,472	33	403
15 to 19 cows	5		84		51,700		5	5	46,638	----	----	----	----	----	----	5	87
20 cows and over	10	4	414	250	379,064	243,796	10	10	258,495	1	11,340	1	38,525	1	38,525	10	386
Madison																	
Total	1,360	1,375	7,354	6,306	3,935,987	2,862,688	1,018	419	1,960,582	632	357,493	39	47,649	589	101,080	1,354	8,007
None	xxx	xxx	xxx	xxx	xxx	xxx	xxx	xxx	xxx	xxx	xxx	xxx	xxx	xxx	xxx	52	85
1 cow	232	438	232	662	105,568	290,559	53	12	2,363	39	4,836	6	267	112	9,251	214	368
2 cows	219		438		181,881		141	23	12,380	118	26,092	7	629	117	10,111	209	540
3 cows	175		525		241,389		136	27	34,242	111	39,825	3	68	68	5,781	172	620
4 cows	147	809	588	3,901	267,123	1,691,052	127	46	63,254	85	36,276	5	1,514	62	7,222	144	644
5 to 9 cows	419		2,662		1,341,919		394	175	538,307	235	179,297	9	1,191	163	17,922	415	2,735
10 to 14 cows	107	121	1,239	1,434	652,123	682,786	107	81	433,165	33	47,235	5	1,158	34	5,476	107	1,218
15 to 19 cows	32		530		314,980		32	29	249,603	5	9,725	2	720	8	1,814	32	607
20 to 29 cows	21	4	495	82	263,523	33,885	20	18	217,886	4	6,207	----	----	3	1,201	21	520
30 cows and over	8	3	645	227	567,481	164,406	8	8	409,382	2	8,000	2	42,302	2	42,302	8	670
Mahoning																	
Total	2,015	1,912	12,430	11,276	7,006,674	6,340,604	1,392	1,046	5,427,805	246	176,248	184	56,369	589	120,634	1,949	13,110
None	xxx	xxx	xxx	xxx	xxx	xxx	xxx	xxx	xxx	xxx	xxx	xxx	xxx	xxx	xxx	29	158
1 cow	448	609	448	877	206,969	389,419	72	33	6,850	9	1,319	37	2,876	224	22,626	391	501
2 cows	312		624		282,480		144	56	28,056	41	10,988	67	11,264	170	51,034	294	685
3 cows	132		396		170,755		92	31	27,722	45	15,411	24	5,197	67	14,146	128	421
4 cows	151	957	524	5,398	257,962	2,857,852	113	63	100,742	40	24,252	16	5,281	38	9,865	128	565
5 to 9 cows	556		3,806		2,058,129		536	445	1,550,429	86	90,429	27	17,235	65	23,973	549	3,933
10 to 14 cows	272	303	3,134	3,884	1,779,797	2,582,450	271	256	1,589,123	17	27,694	5	4,875	12	7,604	269	3,287
15 to 19 cows	82		1,331		854,043		82	80	793,739	4	1,746	2	6,281	5	6,845	82	1,572
20 to 29 cows	63	33	1,424	709	952,896	470,604	63	63	916,798	3	3,209	3	1,350	5	2,081	61	1,441
30 to 49 cows	15	7	532	248	347,146	161,724	15	15	323,586	1	1,200	2	750	2	900	14	524
50 to 74 cows	4	3	211	160	116,497	78,555	4	4	110,780	----	----	1	1,260	1	1,560	4	225

TABLE 19.—COWS MILKED AND MILK PRODUCED, 1939 AND 1929; DAIRY PRODUCTS SOLD AND BUTTER CHURNED, 1939; AND COWS KEPT FOR MILK APR. 1, 1940; BY NUMBER OF COWS MILKED, BY COUNTIES—Continued

(For explanation and definitions, see text)

STATE OR COUNTY AND NUMBER OF COWS MILKED	COWS MILKED				MILK PRODUCED (GALLONS)		DAIRY PRODUCTS SOLD, 1939							BUTTER CHURNED ON FARMS, 1939		COWS KEPT MAINLY FOR MILK PRODUCTION, APR. 1, 1940	
	Farms reporting		Number					Whole milk sold		Cream sold		Butter sold					
	1939	1929	1939	1929	1939	1929	Farms reporting	Farms reporting	Gallons	Farms reporting	Pounds of butterfat	Farms reporting	Pounds	Farms reporting	Pounds	Farms reporting	Number
OHIO—Continued																	
Marion																	
Total	1,571	1,668	7,902	7,165	4,606,700	3,428,600	1,333	702	2,448,162	657	380,714	23	4,241	509	54,353	1,564	8,437
None	xxx	xxx	xxx	xxx	xxx	xxx	xxx	xxx	xxx	xxx	xxx	xxx	xxx	xxx	xxx	32	106
1 cow	189	525	189	832	103,175	382,890	52	14	4,438	38	4,106	1	50	64	5,773	170	242
2 cows	239		478		256,638		177	47	31,330	131	34,504	8	769	97	9,042	232	523
3 cows	222		666		363,929		208	90	109,398	122	53,367	3	290	69	6,479	218	764
4 cows	220	1,037	880	4,842	475,260	2,269,801	212	100	173,521	116	55,681	3	285	72	7,372	217	928
5 to 9 cows	527		3,372		1,899,050		510	305	918,665	220	181,428	6	2,510	174	21,882	522	3,482
10 to 14 cows	133	91	1,501	1,107	891,597	572,664	133	107	658,962	27	42,260	2	337	29	3,153	132	1,594
15 to 19 cows	27		440		315,693		27	26	286,682	2	1,418	----	----	2	408	27	426
20 cows and over	14	15	376	384	301,258	203,245	14	13	265,166	1	8,000	----	----	2	244	14	372
Medina																	
Total	2,451	2,339	14,817	13,192	10,041,924	8,779,533	1,813	1,405	8,295,258	287	174,288	203	47,668	626	105,487	2,480	15,777
None	xxx	xxx	xxx	xxx	xxx	xxx	xxx	xxx	xxx	xxx	xxx	xxx	xxx	xxx	xxx	67	317
1 cow	489	729	489	1,067	224,495	521,475	80	22	5,540	18	2,383	46	3,896	217	19,833	470	624
2 cows	312		624		277,061		146	41	24,188	61	12,636	61	9,896	177	27,215	305	703
3 cows	179		537		282,899		144	80	86,306	53	17,367	50	12,369	83	18,995	176	588
4 cows	157	1,225	628	6,901	353,976	4,482,070	140	81	191,986	51	25,167	16	5,710	51	11,047	154	634
5 to 9 cows	813		5,533		3,748,112		804	716	3,188,675	85	80,085	21	11,502	68	20,771	810	5,807
10 to 14 cows	324	352	3,734	4,333	2,655,372	3,143,756	322	310	2,430,783	14	32,656	7	3,285	25	6,140	322	3,816
15 to 19 cows	126		2,045		1,531,795		126	124	1,429,772	4	3,850	2	1,010	5	1,466	125	1,988
20 to 29 cows	44	24	961	528	758,136	370,796	44	44	739,531	1	124	----	----	----	----	44	1,043
30 cows and over	7	9	266	363	210,078	261,436	7	7	198,477	----	----	----	----	----	----	7	257
Meigs																	
Total	2,003	1,950	6,128	5,893	2,539,842	2,533,371	1,319	189	540,808	1,109	345,741	59	18,642	1,129	115,324	2,023	6,610
None	xxx	xxx	xxx	xxx	xxx	xxx	xxx	xxx	xxx	xxx	xxx	xxx	xxx	xxx	xxx	62	108
1 cow	688	1,119	688	1,654	293,968	656,749	214	15	4,132	182	19,437	21	1,331	397	29,592	660	859
2 cows	498		996		394,101		348	25	10,182	319	55,692	11	1,848	296	26,883	490	1,065
3 cows	283		849		329,354		242	21	12,889	219	57,880	10	2,949	140	16,010	282	904
4 cows	163	770	652	3,376	256,969	1,443,097	155	20	13,567	151	44,387	7	3,335	91	11,686	163	661
5 to 9 cows	282		1,731		667,536		271	48	110,769	226	130,174	7	5,010	163	21,801	278	1,712
10 to 14 cows	62	49	689	586	340,184	268,560	62	38	194,024	26	27,992	3	4,169	35	7,421	61	720
15 to 19 cows	14		226		95,690		14	9	56,990	5	10,013	----	----	6	881	14	234
20 cows and over	13	12	297	277	162,040	164,965	13	13	138,255	1	166	----	----	3	1,050	13	347
Mercer																	
Total	2,554	2,581	13,953	11,182	6,714,493	5,199,561	2,430	1,817	4,686,098	655	434,405	15	11,730	251	34,491	2,553	15,002
None	xxx	xxx	xxx	xxx	xxx	xxx	xxx	xxx	xxx	xxx	xxx	xxx	xxx	xxx	xxx	40	132
1 cow	159	608	159	994	72,860	471,076	81	45	16,396	38	5,410	2	70	32	2,564	148	238
2 cows	256		512		232,371		231	152	116,114	82	20,661	----	----	35	2,645	248	614
3 cows	308		924		437,844		301	209	255,151	94	40,255	1	400	30	3,226	303	1,033
4 cows	380	1,867	1,520	8,919	691,563	4,130,187	371	262	429,463	114	63,607	2	240	36	3,127	375	1,651
5 to 9 cows	1,217		7,890		3,700,446		1,212	944	2,607,013	286	247,640	6	5,720	96	15,249	1,207	8,355
10 to 14 cows	185	105	2,048	1,247	1,039,230	588,498	185	163	813,951	31	41,334	1	500	13	1,785	183	2,101
15 to 19 cows	35		571		333,829		35	29	269,155	7	10,358	1	3,000	5	3,835	35	527
20 cows and over	14	1	329	22	206,350	9,800	14	13	178,855	3	5,140	2	1,800	4	2,060	14	351
Miami																	
Total	2,412	2,514	13,086	11,792	7,214,859	6,222,935	2,170	1,405	4,659,274	789	574,035	59	46,357	330	72,513	2,416	13,537
None	xxx	xxx	xxx	xxx	xxx	xxx	xxx	xxx	xxx	xxx	xxx	xxx	xxx	xxx	xxx	63	196
1 cow	268	618	268	995	135,111	476,489	111	33	9,797	75	9,578	7	732	70	6,470	248	320
2 cows	290		580		289,100		231	93	74,795	138	40,614	10	1,981	51	5,534	279	646
3 cows	264		792		407,664		253	136	175,122	119	54,894	6	3,074	37	5,787	256	830
4 cows	283	1,738	1,132	8,652	600,382	4,535,553	277	173	322,547	111	67,598	8	3,585	31	6,361	281	1,226
5 to 9 cows	1,045		6,782		3,651,568		1,037	754	2,386,971	298	306,991	20	17,173	103	25,032	1,029	6,831
10 to 14 cows	199	143	2,247	1,711	1,321,129	951,413	198	159	981,692	42	76,193	6	12,800	32	15,329	197	2,210
15 to 19 cows	42		690		431,617		42	36	349,613	6	18,167	1	4,200	3	4,560	42	698
20 to 29 cows	13	12	298	266	176,638	145,480	13	13	158,632	----	----	1	2,812	3	3,240	13	308
30 cows and over	8	3	297	168	201,830	114,000	8	8	200,105	----	----	----	----	----	----	8	272
Monroe																	
Total	2,285	2,284	9,459	8,699	3,866,008	3,833,177	1,828	325	935,854	1,515	623,607	69	9,651	1,225	112,057	2,280	10,012
None	xxx	xxx	xxx	xxx	xxx	xxx	xxx	xxx	xxx	xxx	xxx	xxx	xxx	xxx	xxx	67	166
1 cow	449	950	449	1,453	177,039	621,564	148	15	3,485	122	10,529	15	1,118	253	18,547	409	549
2 cows	481		962		364,576		370	27	12,645	334	57,039	20	2,099	288	24,946	467	1,039
3 cows	300		900		350,941		287	29	14,035	266	66,543	6	237	170	14,687	297	974
4 cows	275	1,205	1,100	5,641	427,200	2,476,484	266	23	23,897	244	88,770	7	1,282	163	16,852	272	1,158
5 to 9 cows	612		3,911		1,570,152		596	135	330,356	473	301,234	20	4,815	288	31,710	602	4,007
10 to 14 cows	131	124	1,480	1,492	659,428	676,029	124	64	309,203	67	81,917	1	100	52	4,450	129	1,475
15 to 19 cows	28		456		212,670		28	24	161,251	7	12,275	----	----	8	660	28	448
20 to 29 cows	9	5	201	113	104,002	59,100	9	8	80,982	2	5,300	----	----	2	205	9	196
Montgomery																	
Total	2,866	3,040	12,922	13,749	7,245,776	7,613,519	2,240	1,453	4,497,052	642	355,145	314	212,576	819	287,450	2,796	13,442
None	xxx	xxx	xxx	xxx	xxx	xxx	xxx	xxx	xxx	xxx	xxx	xxx	xxx	xxx	xxx	95	266
1 cow	642	930	642	1,422	289,967	760,504	189	102	27,724	48	6,844	48	4,581	234	24,846	579	739
2 cows	413		826		389,142		290	141	87,243	125	34,932	47	8,721	151	24,898	372	850
3 cows	331		993		483,740		297	149	175,094	127	51,455	40	14,607	104	23,569	316	1,042
4 cows	332	1,898	1,328	9,346	686,061	5,028,863	323	198	344,177	117	67,818	40	19,138	84	26,276	319	1,344
5 to 9 cows	931		5,950		3,317,920		924	675	2,061,525	208	173,180	118	115,508	207	134,106	900	6,031
10 to 14 cows	152	188	1,672	2,284	987,365	1,374,847	152	130	800,836	16	16,116	16	31,625	28	34,511	149	1,660
15 to 19 cows	29		475		311,237		29	25	251,001	----	----	5	18,396	9	16,984	29	495
20 to 29 cows	27	16	585	376	378,013	256,905	27	27	367,721	----	----	----	----	1	110	26	550
30 cows and over	9	8	451	321	400,331	192,400	9	8	381,751	1	4,800	----	----	1	130	9	465

TABLE 19.—COWS MILKED AND MILK PRODUCED, 1939 AND 1929; DAIRY PRODUCTS SOLD AND BUTTER CHURNED, 1939; AND COWS KEPT FOR MILK APR. 1, 1940; BY NUMBER OF COWS MILKED, BY COUNTIES—Continued

(For explanation and definitions, see text)

STATE OR COUNTY AND NUMBER OF COWS MILKED	COWS MILKED				MILK PRODUCED (GALLONS)		DAIRY PRODUCTS SOLD, 1939							BUTTER CHURNED ON FARMS, 1939		COWS KEPT MAINLY FOR MILK PRODUCTION, APR. 1, 1940	
	Farms reporting		Number					Whole milk sold		Cream sold		Butter sold					
	1939	1929	1939	1929	1939	1929	Farms reporting	Farms reporting	Gallons	Farms reporting	Pounds of butterfat	Farms reporting	Pounds	Farms reporting	Pounds	Farms reporting	Number
OHIO—Continued																	
Morgan																	
Total	1,758	1,866	6,330	5,650	2,784,878	2,429,285	1,321	355	744,058	970	376,625	67	17,206	1,007	104,153	1,722	6,693
None	xxx	xxx	xxx	xxx	xxx	xxx	xxx	xxx	xxx	xxx	xxx	xxx	xxx	xxx	xxx	51	162
1 cow	344	941	344	1,454	149,159	649,795	107	14	3,276	83	9,521	12	715	186	14,428	304	416
2 cows	400		800		344,177		268	39	23,050	220	46,791	19	3,491	232	22,507	379	856
3 cows	306		918		394,686		261	55	49,940	203	59,432	12	3,259	186	19,756	298	965
4 cows	233	894	932	3,764	412,948	1,605,675	225	56	79,670	171	73,534	9	2,753	144	14,588	223	923
5 to 9 cows	415		2,543		1,118,621		400	148	338,975	272	162,766	12	6,334	252	29,451	407	2,549
10 to 14 cows	47	31	525	382	237,527	151,915	47	32	144,892	18	19,990	3	654	23	2,759	47	526
15 to 19 cows	8		130		67,880		8	8	65,655	-----	-----	-----	-----	2	254	8	174
20 cows and over	5	2	138	50	59,880	21,900	5	3	38,600	3	4,591	-----	-----	2	410	5	122
Morrow																	
Total	2,056	2,080	10,052	8,178	4,915,486	4,072,392	1,833	501	1,688,083	1,353	775,581	51	9,782	1,048	118,679	2,057	10,931
None	xxx	xxx	xxx	xxx	xxx	xxx	xxx	xxx	xxx	xxx	xxx	xxx	xxx	xxx	xxx	63	261
1 cow	223	720	223	1,144	109,335	543,038	86	5	1,226	77	11,110	6	357	126	11,147	199	310
2 cows	302		604		274,424		255	34	23,962	218	50,046	9	988	154	16,803	288	734
3 cows	307		921		416,724		293	43	50,175	247	91,482	11	2,004	171	17,640	299	1,050
4 cows	308	1,267	1,236	5,775	583,223	2,766,412	302	48	80,746	256	126,430	4	929	166	19,470	301	1,287
5 to 9 cows	733		4,653		2,242,683		716	250	712,248	488	378,815	19	5,278	371	46,145	727	4,886
10 to 14 cows	140	83	1,596	995	804,727	624,292	139	86	471,159	58	89,439	2	226	46	5,702	138	1,541
15 to 19 cows	25		408		255,714		25	18	152,014	8	26,500	-----	-----	9	1,253	25	474
20 to 29 cows	14	8	318	181	166,779	109,450	14	14	143,153	-----	-----	-----	-----	4	404	14	294
30 to 49 cows	3	1	93	30	61,877	25,200	3	3	53,400	1	1,759	-----	-----	1	115	3	94
50 to 74 cows	-----	1	-----	53	-----	4,000	-----	-----	-----	-----	-----	-----	-----	-----	-----	-----	-----
Muskingum																	
Total	2,573	2,648	11,381	10,883	5,086,898	5,477,517	1,946	598	1,867,975	1,315	717,715	148	58,558	1,185	169,740	2,542	12,052
None	xxx	xxx	xxx	xxx	xxx	xxx	xxx	xxx	xxx	xxx	xxx	xxx	xxx	xxx	xxx	75	178
1 cow	556	960	556	1,434	240,473	690,470	123	26	7,772	79	9,954	23	1,948	285	27,385	494	622
2 cows	393		786		312,983		268	45	23,507	211	48,635	29	4,612	195	22,606	376	886
3 cows	332		996		405,654		289	47	33,081	235	83,848	24	5,986	165	20,746	319	1,013
4 cows	291	1,531	1,164	7,325	485,808	3,644,615	278	75	101,113	198	90,706	16	5,270	147	18,746	286	1,214
5 to 9 cows	778		4,963		2,151,514		765	239	634,583	523	396,371	44	20,172	339	54,059	770	5,149
10 to 14 cows	173	140	1,969	1,716	972,067	902,252	173	123	640,715	59	72,520	9	14,120	43	18,709	172	1,988
15 to 19 cows	37		614		323,949		37	31	255,016	9	14,547	2	2,450	7	3,125	37	655
20 cows and over	13	17	333	408	194,450	240,180	13	12	172,188	1	1,134	1	4,000	4	4,364	13	347
Noble																	
Total	1,926	2,062	7,924	7,582	3,252,798	3,419,474	1,660	211	528,657	1,469	668,384	39	6,144	1,293	118,338	1,915	8,404
None	xxx	xxx	xxx	xxx	xxx	xxx	xxx	xxx	xxx	xxx	xxx	xxx	xxx	xxx	xxx	29	102
1 cow	267	711	267	1,158	108,683	516,776	107	8	2,105	98	11,538	6	260	169	12,787	246	354
2 cows	342		684		269,344		275	17	6,164	260	47,907	10	1,275	233	19,007	334	777
3 cows	324		972		380,098		300	21	15,760	282	82,668	3	192	221	18,341	319	1,012
4 cows	309	1,296	1,236	5,785	484,992	2,556,261	304	21	18,264	288	120,286	7	369	209	18,437	305	1,292
5 to 9 cows	590		3,672		1,530,682		580	103	266,452	486	330,076	12	3,948	401	42,506	588	3,768
10 to 14 cows	83	55	914	639	402,949	346,437	83	33	168,307	51	69,131	1	100	51	5,988	83	916
15 to 19 cows	11		179		76,050		11	8	51,605	4	6,778	-----	-----	9	1,272	11	183
Ottawa																	
Total	1,314	1,513	5,379	5,637	2,841,398	3,099,553	1,064	827	2,054,992	233	97,655	60	16,970	230	38,126	1,302	5,453
None	xxx	xxx	xxx	xxx	xxx	xxx	xxx	xxx	xxx	xxx	xxx	xxx	xxx	xxx	xxx	21	35
1 cow	204	567	204	886	95,552	456,621	48	24	6,637	18	1,625	9	852	67	6,402	190	233
2 cows	241		482		203,274		177	116	73,325	61	14,374	10	1,335	70	7,984	233	507
3 cows	236		708		319,691		215	140	156,592	70	25,752	16	3,875	44	8,743	232	736
4 cows	184	897	736	4,100	365,649	2,215,763	177	146	237,810	30	17,811	10	3,663	19	5,114	182	736
5 to 9 cows	374		2,302		1,240,458		372	330	1,011,283	47	31,732	12	7,035	25	9,097	371	2,249
10 to 14 cows	57	45	633	539	396,629	340,149	57	53	352,515	7	6,361	3	210	4	630	55	622
15 to 19 cows	14		226		156,090		14	14	153,705	-----	-----	-----	-----	-----	-----	14	242
20 to 29 cows	4	3	88	66	64,055	57,300	4	4	63,125	-----	-----	-----	-----	1	156	4	93
30 to 49 cows	-----	1	-----	46	-----	29,720	-----	-----	-----	-----	-----	-----	-----	-----	-----	-----	-----
Paulding																	
Total	1,548	1,616	6,788	6,373	3,506,588	3,537,717	1,398	771	1,654,027	674	402,778	28	4,053	355	38,080	1,520	6,944
None	xxx	xxx	xxx	xxx	xxx	xxx	xxx	xxx	xxx	xxx	xxx	xxx	xxx	xxx	xxx	18	59
1 cow	190	532	190	853	92,080	466,459	91	42	17,764	34	4,123	16	1,894	49	4,792	175	233
2 cows	233		466		232,616		208	103	74,922	109	29,680	2	250	61	6,804	217	496
3 cows	279		837		418,327		265	127	155,256	149	59,249	3	155	61	5,260	273	937
4 cows	254	1,021	1,016	4,642	529,662	2,545,413	249	136	220,950	128	70,453	2	770	62	6,059	249	1,042
5 to 9 cows	518		3,208		1,603,257		511	308	806,153	228	181,306	4	564	108	12,888	514	3,183
10 to 14 cows	53	56	583	700	323,662	434,545	53	37	171,134	21	39,253	-----	-----	8	835	53	568
15 to 19 cows	11		181		103,301		11	10	77,705	2	5,714	-----	-----	3	460	11	144
20 to 29 cows	6	4	124	82	57,418	41,700	6	5	27,598	2	5,700	1	420	2	912	6	128
30 cows and over	4	3	183	96	146,065	49,600	4	3	102,545	1	7,300	-----	-----	1	70	4	154
Perry																	
Total	1,637	1,636	6,402	5,834	2,813,865	2,826,053	1,185	417	981,882	753	362,239	108	28,723	847	104,757	1,649	7,295
None	xxx	xxx	xxx	xxx	xxx	xxx	xxx	xxx	xxx	xxx	xxx	xxx	xxx	xxx	xxx	72	145
1 cow	371	695	371	1,069	158,665	495,380	87	18	3,304	53	5,867	22	1,023	217	17,638	339	541
2 cows	338		676		264,300		218	45	23,688	159	31,908	26	2,800	188	18,915	324	811
3 cows	224		672		273,161		195	44	37,289	149	51,076	16	3,215	111	13,269	220	774
4 cows	174	882	696	4,030	293,116	1,945,563	164	60	75,940	102	46,125	12	3,865	87	13,039	172	766
5 to 9 cows	430		2,686		1,176,414		421	182	462,930	254	173,256	28	8,145	203	28,216	424	2,859
10 to 14 cows	73	53	811	605	386,579	315,135	73	48	210,534	29	39,417	4	2,370	32	5,425	71	848
15 to 19 cows	21		339		181,130		21	14	96,697	7	14,790	5	7,305	9	8,255	21	376
20 cows and over	6	6	151	130	80,500	69,975	6	6	71,500	-----	-----	-----	-----	-----	-----	6	175

TABLE 19.—COWS MILKED AND MILK PRODUCED, 1939 AND 1929; DAIRY PRODUCTS SOLD AND BUTTER CHURNED, 1939; AND COWS KEPT FOR MILK APR. 1, 1940; BY NUMBER OF COWS MILKED, BY COUNTIES—Continued

(For explanation and definitions, see text)

STATE OR COUNTY AND NUMBER OF COWS MILKED	COWS MILKED				MILK PRODUCED (GALLONS)		DAIRY PRODUCTS SOLD, 1939							BUTTER CHURNED ON FARMS, 1939		COWS KEPT MAINLY FOR MILK PRODUCTION, APR. 1, 1940	
	Farms reporting		Number					Whole milk sold		Cream sold		Butter sold					
	1939	1929	1939	1929	1939	1929	Farms reporting	Farms reporting	Gallons	Farms reporting	Pounds of butterfat	Farms reporting	Pounds	Farms reporting	Pounds	Farms reporting	Number
OHIO—Continued.																	
Pickaway																	
Total	1,639	1,801	7,703	7,504	3,574,278	3,430,343	1,292	469	1,494,594	828	441,669	41	16,073	630	73,357	1,618	8,227
None	xxx	xxx	xxx	xxx	xxx	xxx	xxx	xxx	xxx	xxx	xxx	xxx	xxx	xxx	xxx	32	86
1 cow	254	620	254	956	114,660	428,731	72	17	4,794	49	6,257	6	761	107	8,085	234	312
2 cows	288		576		247,801		196	48	31,014	145	32,292	9	1,201	120	11,447	277	674
3 cows	229		687		294,046		203	54	48,523	149	53,820	6	1,062	95	8,257	223	746
4 cows	215	1,093	860	5,379	374,701	2,378,607	194	55	74,363	146	65,941	2	360	84	8,160	209	908
5 to 9 cows	523		3,295		1,408,570		497	211	514,295	287	205,865	13	7,425	182	27,197	514	3,376
10 to 14 cows	89	82	990	941	490,504	431,017	89	53	289,438	40	49,925	4	3,164	29	6,516	88	1,036
15 to 19 cows	25		410		209,276		25	17	123,776	9	24,119	1	2,100	9	3,520	25	426
20 to 29 cows	7	4	154	90	74,075	38,870	7	5	53,819	2	2,650	———	———	3	125	7	159
30 to 49 cows	6	1	195	30	126,045	25,550	6	6	120,245	1	800	———	———	1	50	6	215
50 cows and over	3	1	282	108	234,600	127,568	3	3	234,327	———	———	———	———	———	———	3	289
Pike																	
Total	1,350	1,255	3,717	3,458	1,494,187	1,511,303	698	154	428,715	556	137,370	38	5,963	642	58,443	1,315	4,154
None	xxx	xxx	xxx	xxx	xxx	xxx	xxx	xxx	xxx	xxx	xxx	xxx	xxx	xxx	xxx	36	89
1 cow	499	811	499	1,173	193,838	475,373	120	3	666	110	10,079	11	497	243	16,814	463	631
2 cows	400		800		283,309		198	12	4,955	187	28,158	9	730	195	17,841	375	880
3 cows	155		465		177,835		115	17	14,205	99	22,903	2	250	75	7,274	153	539
4 cows	101	413	404	1,864	143,715	818,697	82	12	12,370	70	22,290	6	851	51	5,152	97	402
5 to 9 cows	147		918		349,250		135	51	123,614	82	41,125	7	2,362	68	9,158	144	970
10 to 14 cows	37	26	417	315	210,140	150,308	37	29	153,950	7	9,815	2	1,228	9	2,104	37	420
15 to 19 cows	4		66		37,000		4	3	26,125	1	3,000	———	———	———	———	3	59
20 to 29 cows	7	5	148	106	99,100	66,925	7	7	92,830	———	———	1	45	1	100	7	164
Portage																	
Total	2,660	2,417	16,001	14,485	9,937,371	9,485,779	1,820	1,486	8,233,776	248	125,997	160	31,594	760	112,321	2,647	16,621
None	xxx	xxx	xxx	xxx	xxx	xxx	xxx	xxx	xxx	xxx	xxx	xxx	xxx	xxx	xxx	68	225
1 cow	676	788	676	1,095	325,674	526,296	119	53	12,474	20	2,067	56	5,088	332	34,962	627	759
2 cows	347		694		302,668		151	69	42,138	55	12,798	38	5,856	180	26,706	338	740
3 cows	205		615		301,181		142	70	99,751	57	20,473	32	5,658	96	17,593	199	652
4 cows	132	1,176	528	6,659	263,984	4,153,968	120	80	138,668	35	16,877	13	2,166	36	6,397	131	568
5 to 9 cows	744		5,180		3,122,149		734	670	2,686,933	64	50,565	17	9,402	88	19,452	734	5,411
10 to 14 cows	351	374	4,010	4,681	2,513,715	3,275,470	350	342	2,311,056	11	15,767	1	364	18	2,752	348	4,150
15 to 19 cows	123		2,014		1,374,807		122	120	1,283,263	5	5,950	1	2,860	6	3,650	121	2,000
20 to 29 cows	58	61	1,237	1,366	927,340	998,082	56	56	896,576	———	———	———	———	2	209	56	1,225
30 to 49 cows	22	17	794	584	624,760	385,963	22	22	586,969	1	1,500	1	200	2	600	21	698
50 cows and over	4	1	253	100	181,093	146,000	4	4	175,948	———	———	———	———	———	———	4	193
Preble																	
Total	2,220	2,416	10,675	10,367	5,690,435	5,299,977	1,942	917	2,935,958	1,019	632,323	71	32,432	564	87,408	2,254	11,612
None	xxx	xxx	xxx	xxx	xxx	xxx	xxx	xxx	xxx	xxx	xxx	xxx	xxx	xxx	xxx	76	270
1 cow	258	631	258	1,018	131,189	529,615	82	10	3,586	61	9,598	14	1,957	105	10,573	238	353
2 cows	301		602		290,564		232	32	25,344	194	51,912	9	2,512	100	11,760	295	743
3 cows	300		900		432,772		278	91	113,020	186	73,666	13	4,409	88	13,061	296	972
4 cows	357	1,683	1,428	8,027	748,176	4,029,122	351	160	297,757	189	116,280	13	4,255	82	11,798	354	1,556
5 to 9 cows	829		5,175		2,771,519		824	480	1,501,161	350	316,116	17	10,481	162	28,663	820	5,368
10 to 14 cows	132	92	1,486	1,086	844,708	584,827	132	103	587,615	36	57,636	4	5,818	20	7,928	132	1,535
15 to 19 cows	27		426		252,976		27	25	204,394	3	7,115	———	———	4	425	27	402
20 cows and over	16	10	400	256	238,551	156,413	16	16	203,083	———	———	1	3,000	3	3,200	16	413
Putnam																	
Total	2,528	2,611	11,786	10,608	5,313,329	5,127,679	2,354	1,329	2,714,720	1,073	615,431	29	4,652	578	60,703	2,514	12,362
None	xxx	xxx	xxx	xxx	xxx	xxx	xxx	xxx	xxx	xxx	xxx	xxx	xxx	xxx	xxx	32	86
1 cow	162	717	162	1,195	65,998	566,800	60	23	6,060	36	4,519	2	283	57	4,993	150	209
2 cows	347		694		303,080		303	150	99,029	160	41,464	5	940	92	8,888	336	783
3 cows	424		1,272		567,514		414	225	263,049	197	71,543	6	517	109	10,157	417	1,362
4 cows	470	1,834	1,880	8,673	850,548	4,161,277	461	264	417,095	208	96,685	4	592	95	9,464	464	1,973
5 to 9 cows	1,014		6,384		2,840,398		1,005	597	1,484,652	428	339,068	9	1,800	204	24,602	1,005	6,560
10 to 14 cows	90	55	973	608	423,641	319,627	90	55	241,450	38	48,952	3	500	20	2,399	89	966
15 to 19 cows	9		143		80,170		9	8	65,300	1	2,577	———	———	1	200	9	165
20 cows and over	12	5	278	132	182,180	79,975	12	9	138,085	5	10,625	———	———	———	———	12	260
Richland																	
Total	2,417	2,432	12,107	11,211	6,180,378	5,449,348	1,980	789	3,022,610	1,215	707,071	71	18,994	942	118,692	2,356	13,064
None	xxx	xxx	xxx	xxx	xxx	xxx	xxx	xxx	xxx	xxx	xxx	xxx	xxx	xxx	xxx	48	166
1 cow	329	627	329	1,004	160,802	457,758	80	11	3,455	63	7,772	12	750	159	16,324	299	442
2 cows	342		684		312,626		236	32	23,453	196	49,482	11	1,540	171	17,294	326	865
3 cows	291		873		395,521		248	59	66,105	184	69,998	11	2,229	129	15,784	276	960
4 cows	329	1,642	1,316	8,024	566,890	3,769,719	307	80	119,954	227	110,906	8	1,924	135	15,600	312	1,576
5 to 9 cows	875		5,521		2,729,741		859	403	1,218,333	481	373,351	22	5,636	300	40,051	850	5,775
10 to 14 cows	179	150	1,968	1,760	1,116,965	884,284	178	139	838,056	48	65,547	3	2,940	38	8,318	176	2,030
15 to 19 cows	48		794		473,988		48	42	378,360	11	20,475	2	1,600	7	2,701	45	739
20 to 29 cows	20	8	460	171	274,210	97,350	20	19	250,650	4	4,540	1	875	2	1,120	20	511
30 to 49 cows	4	4	162	140	149,725	125,646	4	4	124,244	1	5,000	1	1,500	1	1,500	4	200
50 to 74 cows	———	———	———	———	———	———	———	———	———	———	———	———	———	———	———	———	———
75 to 99 cows	———	———	———	———	———	———	———	———	———	———	———	———	———	———	———	———	———
100 to 199 cows	———	1	———	112	———	114,591	———	———	———	———	———	———	———	———	———	———	———

TABLE 19.—COWS MILKED AND MILK PRODUCED, 1939 AND 1929; DAIRY PRODUCTS SOLD AND BUTTER CHURNED, 1939; AND COWS KEPT FOR MILK APR. 1, 1940; BY NUMBER OF COWS MILKED, BY COUNTIES—Continued

(For explanation and definitions, see text)

STATE OR COUNTY AND NUMBER OF COWS MILKED	COWS MILKED				MILK PRODUCED (GALLONS)		DAIRY PRODUCTS SOLD, 1939							BUTTER CHURNED ON FARMS, 1939		COWS KEPT MAINLY FOR MILK PRODUCTION, APR. 1, 1940	
	Farms reporting		Number					Whole milk sold		Cream sold		Butter sold					
	1939	1929	1939	1929	1939	1929	Farms reporting	Farms reporting	Gallons	Farms reporting	Pounds of butterfat	Farms reporting	Pounds	Farms reporting	Pounds	Farms reporting	Number
OHIO—Continued																	
Ross																	
Total	2,108	1,950	7,540	6,459	3,346,471	2,898,214	1,170	374	1,455,720	790	270,195	79	16,508	1,038	99,165	2,094	8,090
None	xxx	xxx	xxx	xxx	xxx	xxx	xxx	xxx	xxx	xxx	xxx	xxx	xxx	xxx	xxx	83	271
1 cow	670	1,010	670	1,466	271,803	617,138	134	16	3,210	105	14,975	17	1,305	363	23,796	611	740
2 cows	485		970		371,195		228	28	13,778	190	34,278	21	1,673	263	21,674	467	1,089
3 cows	271		813		297,401		195	33	26,242	161	40,608	8	1,519	129	11,873	266	841
4 cows	216	876	864	4,106	319,188	1,827,101	178	45	51,942	135	49,722	11	2,013	113	12,185	207	846
5 to 9 cows	336		2,104		832,660		306	142	344,576	172	93,383	15	4,698	147	21,756	333	2,197
10 to 14 cows	75	60	859	731	439,896	347,950	74	61	318,972	17	16,378	5	3,150	15	5,001	74	890
15 to 19 cows	28		453		263,725		28	23	214,340	7	7,165	2	2,150	4	2,497	28	450
20 to 29 cows	21	------	451	------	263,730	----------	21	20	236,985	2	3,535	------	--------	3	308	19	452
30 cows and over	6	4	356	156	286,873	106,025	6	6	245,675	1	10,151	------	--------	1	75	6	314
Sandusky																	
Total	1,965	2,265	10,323	9,293	5,716,340	5,181,278	1,763	1,179	3,787,829	648	357,412	58	20,611	570	82,759	1,964	10,693
None	xxx	xxx	xxx	xxx	xxx	xxx	xxx	xxx	xxx	xxx	xxx	xxx	xxx	xxx	xxx	33	121
1 cow	177	681	177	1,056	89,584	545,663	58	26	8,573	30	3,817	4	190	75	6,948	167	200
2 cows	209		418		190,783		159	70	47,027	94	21,946	7	988	74	8,164	203	450
3 cows	239		717		356,475		221	110	131,394	113	50,250	11	1,383	79	9,721	232	744
4 cows	339	1,493	1,356	7,091	713,354	3,806,752	334	182	326,747	160	83,297	12	3,171	116	16,382	336	1,418
5 to 9 cows	817		5,185		2,790,975		808	621	1,909,376	227	166,492	23	14,671	198	37,602	811	5,298
10 to 14 cows	133	87	1,489	1,046	892,188	757,773	132	119	735,820	21	26,640	1	208	26	3,492	132	1,489
15 to 19 cows	36		602		406,511		36	36	371,345	1	1,670	------	--------	1	50	35	595
20 to 29 cows	11	4	250	100	174,000	71,090	11	11	158,670	2	3,300	------	--------	1	400	11	251
30 to 49 cows	4	------	129	------	102,470	----------	4	4	98,877	------	----------	------	--------	------	----------	4	127
Scioto																	
Total	2,325	1,683	6,612	6,065	3,423,422	3,140,208	958	285	1,647,828	592	199,780	159	41,155	1,597	201,308	2,393	7,521
None	xxx	xxx	xxx	xxx	xxx	xxx	xxx	xxx	xxx	xxx	xxx	xxx	xxx	xxx	xxx	165	235
1 cow	1,269	943	1,269	1,330	550,004	600,993	203	31	5,226	124	14,165	60	5,862	1,002	98,338	1,183	1,447
2 cows	481		922		372,942		217	28	11,011	163	32,622	41	4,900	335	42,818	452	1,004
3 cows	195		585		261,626		152	11	7,800	133	44,474	18	2,644	118	16,310	195	608
4 cows	96	623	384	2,924	170,783	1,503,597	86	14	25,111	72	27,764	13	3,840	49	10,576	95	398
5 to 9 cows	174		1,139		630,638		170	82	301,501	87	65,337	20	17,304	65	23,484	173	1,235
10 to 14 cows	78	98	878	1,246	543,316	704,418	78	68	447,011	10	14,662	4	4,560	17	6,632	78	940
15 to 19 cows	27		442		266,154		27	26	240,777	1	200	3	2,045	9	2,900	27	470
20 to 29 cows	12	14	277	318	163,046	184,100	12	12	157,340	1	56	------	--------	1	100	12	330
30 to 49 cows	7	2	235	68	153,002	39,900	7	7	145,576	1	500	------	--------	1	150	7	268
50 cows and over	6	3	481	179	311,911	107,200	6	6	306,475	------	----------	------	--------	------	----------	6	586
Seneca																	
Total	2,499	2,631	13,981	12,245	6,650,684	6,289,754	2,325	1,165	3,526,348	1,247	779,467	42	15,629	822	89,917	2,480	14,588
None	xxx	xxx	xxx	xxx	xxx	xxx	xxx	xxx	xxx	xxx	xxx	xxx	xxx	xxx	xxx	21	72
1 cow	186	524	186	813	90,377	417,149	84	33	13,653	49	5,617	5	480	71	6,075	177	242
2 cows	217		434		185,288		182	67	44,123	116	26,842	4	575	76	6,943	211	497
3 cows	267		801		368,352		257	96	105,904	168	62,428	7	1,112	98	8,673	258	870
4 cows	380	1,966	1,520	9,551	640,722	4,814,520	370	165	241,358	216	105,829	3	300	134	11,539	374	1,587
5 to 9 cows	1,179		7,412		3,372,495		1,162	584	1,587,602	618	469,951	18	2,980	377	39,887	1,172	7,695
10 to 14 cows	205	133	2,305	1,604	1,126,654	886,175	205	162	798,714	64	77,393	1	900	54	6,211	203	2,320
15 to 19 cows	38		619		368,095		38	34	279,249	12	21,623	2	3,420	8	4,477	37	641
20 to 29 cows	21	4	462	92	308,327	44,285	21	18	274,476	3	7,674	1	3,448	3	3,698	21	440
30 cows and over	6	4	242	185	190,374	127,625	6	6	183,269	1	2,110	1	2,414	1	2,414	6	224
Shelby																	
Total	2,060	2,195	12,735	10,679	5,994,177	5,435,280	1,965	1,031	3,197,029	971	811,316	11	5,631	235	25,591	2,038	13,475
None	xxx	xxx	xxx	xxx	xxx	xxx	xxx	xxx	xxx	xxx	xxx	xxx	xxx	xxx	xxx	25	96
1 cow	114	394	114	643	48,212	299,869	54	21	8,650	33	4,499	------	--------	22	1,502	104	151
2 cows	156		312		136,011		136	46	31,661	90	24,694	2	100	23	1,769	150	378
3 cows	201		603		276,526		197	87	101,377	111	46,985	1	500	29	2,877	194	670
4 cows	254	1,688	1,016	8,669	469,434	4,398,375	252	122	197,135	134	79,317	1	520	34	3,130	249	1,133
5 to 9 cows	1,081		6,960		3,157,402		1,054	564	1,556,152	516	480,219	4	2,451	106	11,680	1,043	7,192
10 to 14 cows	207	107	2,305	1,238	1,156,940	652,596	205	140	745,377	67	119,189	3	2,060	16	3,968	206	2,424
15 to 19 cows	35		576		282,558		35	25	201,757	13	24,513	------	--------	3	415	35	552
20 to 29 cows	23	6	510	129	255,964	84,440	23	19	204,576	5	14,300	------	--------	1	100	23	530
30 to 49 cows	9	------	339	------	211,130	----------	9	7	150,344	2	17,600	------	--------	1	150	9	349
Stark																	
Total	3,352	2,870	18,907	16,642	11,877,936	10,692,042	2,335	1,844	8,921,475	434	254,884	292	74,330	1,180	192,585	3,325	20,047
None	xxx	xxx	xxx	xxx	xxx	xxx	xxx	xxx	xxx	xxx	xxx	xxx	xxx	xxx	xxx	71	183
1 cow	835	845	835	1,195	419,222	591,199	183	94	19,968	32	5,025	85	8,785	433	47,514	784	1,012
2 cows	462		924		429,820		211	100	44,317	70	16,770	70	9,581	268	38,035	443	1,004
3 cows	221		663		326,141		164	88	88,571	65	25,972	41	8,528	102	19,605	215	712
4 cows	218	1,543	872	8,676	464,073	5,217,569	194	125	198,605	70	34,340	28	8,529	91	18,388	217	947
5 to 9 cows	1,002		6,899		4,195,343		970	842	3,187,327	161	112,509	54	24,381	210	47,136	984	7,155
10 to 14 cows	429	427	4,842	5,252	3,229,583	3,566,443	428	414	2,859,992	26	25,948	7	5,258	53	10,958	426	5,017
15 to 19 cows	117		1,913		1,347,018		117	116	1,208,252	5	4,771	4	3,465	15	4,406	115	1,965
20 to 29 cows	51	43	1,145	947	793,765	780,586	51	50	712,720	3	1,627	2	4,500	6	5,200	51	1,222
30 cows and over	17	12	814	592	673,973	556,445	17	17	601,743	3	9,922	1	1,303	2	1,343	17	830

TABLE 19.—COWS MILKED AND MILK PRODUCED, 1939 AND 1929; DAIRY PRODUCTS SOLD AND BUTTER CHURNED, 1939; AND COWS KEPT FOR MILK APR. 1, 1940; BY NUMBER OF COWS MILKED, BY COUNTIES—Continued

(For explanation and definitions, see text)

STATE OR COUNTY AND NUMBER OF COWS MILKED	COWS MILKED				MILK PRODUCED (GALLONS)		DAIRY PRODUCTS SOLD, 1939							BUTTER CHURNED ON FARMS, 1939		COWS KEPT MAINLY FOR MILK PRODUCTION, APR. 1, 1940	
	Farms reporting		Number				Whole milk sold		Cream sold		Butter sold						
	1939	1929	1939	1929	1939	1929	Farms reporting	Farms reporting	Gallons	Farms reporting	Pounds of butterfat	Farms reporting	Pounds	Farms reporting	Pounds	Farms reporting	Number
OHIO—Continued																	
Summit																	
Total	1,705	1,262	7,750	7,422	4,884,239	4,667,240	885	751	3,727,242	59	28,823	197	37,367	803	112,168	1,659	8,328
None	xxx	xxx	xxx	xxx	xxx	xxx	xxx	xxx	xxx	xxx	xxx	xxx	xxx	xxx	xxx	68	152
1 cow	746	533	746	768	377,341	345,405	147	108	20,275	3	340	62	5,070	436	41,607	665	779
2 cows	269		538		257,945		110	71	31,483	13	3,111	52	5,286	179	25,130	254	586
3 cows	103		309		133,574		70	46	35,254	11	3,111	31	6,174	67	12,791	99	321
4 cows	68	495	272	2,735	126,499	1,759,322	55	45	66,542	5	1,504	16	4,825	30	7,744	67	275
5 to 9 cows	291		1,992		1,184,331		277	259	970,807	19	10,582	28	8,583	69	15,802	283	2,029
10 to 14 cows	128	182	1,458	2,302	972,622	1,547,230	126	124	883,081	4	4,400	3	2,350	14	3,287	124	1,482
15 to 19 cows	48		791		568,347		48	48	521,582	———	———	2	60	2	351	48	841
20 to 29 cows	32	34	727	775	508,246	487,761	32	31	475,878	3	4,025	2	319	5	669	31	752
30 to 49 cows	16	14	562	477	407,763	317,495	16	15	390,719	———	———	1	4,700	1	4,787	16	681
50 cows and over	4	4	355	365	347,571	210,027	4	4	331,621	1	1,750	———	———	———	———	4	430
Trumbull																	
Total	3,161	2,453	18,546	15,523	10,969,796	10,021,902	2,086	1,782	9,055,988	149	80,493	250	54,609	889	143,938	3,186	19,475
None	xxx	xxx	xxx	xxx	xxx	xxx	xxx	xxx	xxx	xxx	xxx	xxx	xxx	xxx	xxx	96	288
1 cow	824	737	824	1,063	393,646	547,154	131	55	11,269	13	1,505	78	6,524	415	43,774	790	980
2 cows	447		894		400,080		181	101	55,136	25	6,234	74	12,826	221	36,253	440	989
3 cows	210		630		294,725		144	104	116,225	23	5,894	34	8,548	85	18,875	207	668
4 cows	189	1,210	756	6,700	379,835	4,108,659	164	117	217,239	30	13,034	26	8,419	54	13,554	185	862
5 to 9 cows	824		5,689		3,250,606		801	749	2,781,811	44	33,434	28	12,888	76	22,538	812	5,768
10 to 14 cows	429	417	4,887	5,294	3,047,475	3,728,078	427	420	2,831,850	7	10,112	8	4,804	27	7,069	421	4,950
15 to 19 cows	143		2,336		1,481,340		143	141	1,387,641	4	3,960	1	300	7	938	142	2,407
20 to 29 cows	70	63	1,589	1,421	1,060,623	991,551	70	70	1,034,751	2	1,520	———	———	3	587	68	1,592
30 cows and over	25	26	941	1,045	661,466	646,460	25	25	620,066	1	4,800	1	300	1	350	25	971
Tuscarawas																	
Total	2,363	2,341	14,185	12,478	8,083,629	7,411,153	1,809	1,215	5,850,689	467	206,968	248	61,670	900	149,596	2,336	14,738
None	xxx	xxx	xxx	xxx	xxx	xxx	xxx	xxx	xxx	xxx	xxx	xxx	xxx	xxx	xxx	44	144
1 cow	436	775	436	1,188	194,814	530,201	106	31	5,510	20	2,536	65	5,764	239	26,428	404	549
2 cows	336		672		283,221		190	53	24,064	86	20,502	62	7,085	188	25,463	321	722
3 cows	208		624		275,049		158	59	60,056	81	21,390	32	7,634	113	18,829	204	678
4 cows	199	1,189	796	6,164	353,750	3,369,534	164	88	136,297	88	33,837	22	5,428	91	13,807	196	818
5 to 9 cows	688		4,678		2,426,466		677	501	1,650,244	169	108,651	58	27,444	203	47,779	674	4,859
10 to 14 cows	332	347	3,857	4,415	2,434,049	3,022,833	331	320	2,124,545	19	16,540	7	3,415	44	9,282	330	3,962
15 to 19 cows	110		1,820		1,209,241		110	110	1,089,330	4	3,512	1	1,400	16	3,642	109	1,782
20 to 29 cows	47	28	1,048	633	716,539	439,785	47	47	621,455	———	———	1	3,500	5	4,216	47	1,011
30 cows and over	7	2	254	78	190,500	48,800	6	6	139,188	———	———	———	———	1	150	7	213
Union																	
Total	2,084	2,137	13,819	10,814	8,220,355	5,605,989	1,858	1,328	6,160,215	571	405,852	13	3,611	211	23,878	2,087	14,805
None	xxx	xxx	xxx	xxx	xxx	xxx	xxx	xxx	xxx	xxx	xxx	xxx	xxx	xxx	xxx	50	239
1 cow	201	484	201	773	106,627	362,570	60	12	4,757	50	8,579	———	———	32	2,636	184	266
2 cows	205		410		218,184		160	58	52,855	103	28,219	3	125	41	4,359	196	455
3 cows	192		576		309,128		176	96	141,254	81	37,948	2	356	26	2,490	185	624
4 cows	203	1,452	812	7,465	420,175	3,734,160	196	116	204,887	87	49,915	3	301	25	2,314	197	825
5 to 9 cows	868		5,863		3,330,469		852	663	2,361,150	212	205,063	3	2,219	67	8,356	662	6,268
10 to 14 cows	280	189	3,181	2,296	1,945,741	1,342,524	279	254	1,684,395	30	52,883	1	500	15	2,698	278	3,242
15 to 19 cows	75		1,223		804,120		75	69	672,656	7	22,795	———	———	3	675	75	1,235
20 to 29 cows	46	10	1,043	220	664,452	142,735	46	46	630,942	———	———	1	110	2	350	46	1,129
30 to 49 cows	14	2	510	60	421,459	24,000	14	14	407,319	1	450	———	———	———	———	14	522
Van Wert																	
Total	2,122	2,223	9,251	8,475	4,901,612	4,343,186	1,962	1,386	3,116,397	615	360,722	37	13,240	297	41,832	2,113	9,669
None	xxx	xxx	xxx	xxx	xxx	xxx	xxx	xxx	xxx	xxx	xxx	xxx	xxx	xxx	xxx	24	66
1 cow	199	720	199	1,164	100,420	565,540	89	50	19,812	40	4,384	4	156	54	3,955	183	259
2 cows	339		678		332,161		308	191	133,807	123	31,362	7	413	62	5,524	331	732
3 cows	399		1,197		637,909		389	272	385,067	119	50,101	6	750	40	4,685	395	1,284
4 cows	372	1,439	1,488	6,539	761,492	3,265,202	370	252	448,571	123	68,082	4	1,125	46	5,223	369	1,562
5 to 9 cows	726		4,520		2,368,128		719	546	1,575,653	195	179,916	14	5,396	86	14,325	724	4,569
10 to 14 cows	73	62	823	731	502,079	486,194	73	61	395,137	14	25,457	1	1,800	8	2,960	73	859
15 to 19 cows	4		62		40,045		4	4	38,900	———	———	———	———	———	———	4	62
20 to 29 cows	7	2	159	41	94,620	26,250	7	7	80,750	———	———	———	———	———	———	7	168
30 to 49 cows	3	———	105	———	64,758	———	3	3	38,700	1	1,440	1	3,600	1	5,160	3	98
Vinton																	
Total	968	937	2,653	2,748	1,034,726	1,159,457	551	74	121,226	473	144,193	39	2,910	624	58,969	965	2,877
None	xxx	xxx	xxx	xxx	xxx	xxx	xxx	xxx	xxx	xxx	xxx	xxx	xxx	xxx	xxx	34	64
1 cow	342	519	342	776	137,949	338,953	82	8	927	59	4,956	18	1,076	219	17,217	317	404
2 cows	257		514		187,048		147	14	4,745	133	19,969	10	525	176	14,952	249	541
3 cows	122		366		124,658		92	12	4,245	80	18,181	5	464	75	8,252	121	386
4 cows	106	398	424	1,736	159,505	727,539	96	11	8,071	89	29,284	2	41	70	8,546	105	436
5 to 9 cows	121		744		303,466		114	17	25,408	102	62,478	3	544	75	8,432	119	757
10 to 14 cows	13	20	144	236	67,450	92,965	13	7	45,980	6	4,770	———	———	6	990	13	166
15 to 19 cows	7		119		54,650		7	5	31,850	4	4,555	1	260	3	580	7	123
Warren																	
Total	2,035	1,998	11,027	10,164	6,392,607	5,261,156	1,564	1,146	4,749,885	386	187,124	98	28,296	692	100,825	2,020	11,657
None	xxx	xxx	xxx	xxx	xxx	xxx	xxx	xxx	xxx	xxx	xxx	xxx	xxx	xxx	xxx	67	202
1 cow	375	563	375	847	194,292	397,286	85	25	6,597	39	4,265	26	2,406	201	21,466	345	510
2 cows	329		658		347,110		207	82	53,618	106	27,123	30	4,289	179	24,906	314	732
3 cows	184		552		286,356		156	79	89,340	75	30,619	10	3,134	69	10,197	173	587
4 cows	166	1,235	664	6,219	365,726	3,135,986	151	90	177,784	59	30,674	12	2,673	63	8,450	162	686
5 to 9 cows	668		4,365		2,455,462		653	571	1,933,184	93	70,551	13	5,424	133	19,737	651	4,504
10 to 14 cows	220	171	2,493	2,057	1,513,418	1,095,019	219	209	1,344,257	11	14,612	5	5,210	39	9,832	217	2,531
15 to 19 cows	60		973		575,223		60	59	541,265	2	3,430	———	———	4	712	59	980
20 to 29 cows	24	19	553	418	380,795	261,145	24	22	342,060	1	5,850	2	5,160	2	5,260	23	491
30 cows and over	9	10	394	623	274,225	371,720	9	9	261,800	———	———	———	———	2	265	9	434

TABLE 19.—COWS MILKED AND MILK PRODUCED, 1939 AND 1929; DAIRY PRODUCTS SOLD AND BUTTER CHURNED, 1939; AND COWS KEPT FOR MILK APR. 1, 1940; BY NUMBER OF COWS MILKED, BY COUNTIES—Continued

(For explanation and definitions, see text)

STATE OR COUNTY AND NUMBER OF COWS MILKED	COWS MILKED				MILK PRODUCED (GALLONS)		DAIRY PRODUCTS SOLD, 1939							BUTTER CHURNED ON FARMS, 1939		COWS KEPT MAINLY FOR MILK PRODUCTION, APR. 1, 1940	
	Farms reporting		Number					Whole milk sold		Cream sold		Butter sold					
	1939	1929	1939	1929	1939	1929	Farms reporting	Farms reporting	Gallons	Farms reporting	Pounds of butterfat	Farms reporting	Pounds	Farms reporting	Pounds	Farms reporting	Number
OHIO—Continued																	
Washington																	
Total	2,946	2,885	10,859	9,494	4,403,589	3,930,566	2,090	551	1,332,587	1,522	619,412	118	53,302	1,267	174,393	2,911	11,623
None	xxx	xxx	xxx	xxx	xxx	xxx	xxx	xxx	xxx	xxx	xxx	xxx	xxx	xxx	xxx	68	188
1 cow	766	1,462	766	2,230	299,967	867,999	206	37	10,385	156	15,953	21	1,536	400	35,739	710	901
2 cows	614		1,228		449,880		423	71	31,202	343	65,874	27	3,639	261	29,545	588	1,413
3 cows	405		1,215		451,969		348	66	54,524	276	76,119	18	3,668	175	20,779	399	1,277
4 cows	350	1,312	1,400	5,751	532,037	2,249,009	322	56	65,324	265	111,097	12	2,505	139	17,723	344	1,465
5 to 9 cows	669		4,137		1,626,688		651	224	467,239	436	284,195	26	18,369	257	44,119	660	4,215
10 to 14 cows	91	102	1,037	1,322	506,142	714,122	90	58	290,303	34	44,950	9	16,604	20	17,927	91	1,050
15 to 19 cows	26		412		194,061		25	17	126,190	9	14,884	-----	-------	9	1,103	26	457
20 to 29 cows	20	9	471	191	251,895	99,436	20	19	208,900	1	6,000	2	5,396	3	5,620	20	483
30 to 49 cows	5	-----	173	------	90,950	----------	5	5	78,520	2	340	1	1,585	3	1,838	5	174
Wayne																	
Total	3,211	3,228	21,564	20,220	14,109,632	13,506,551	2,807	1,831	10,599,113	974	615,546	165	57,149	1,164	178,225	3,204	22,871
None	xxx	xxx	xxx	xxx	xxx	xxx	xxx	xxx	xxx	xxx	xxx	xxx	xxx	xxx	xxx	51	240
1 cow	405	694	405	1,044	208,507	512,356	127	22	8,497	78	11,187	29	2,890	182	18,911	377	515
2 cows	316		632		320,614		229	30	28,353	179	47,683	34	7,073	174	24,104	305	725
3 cows	212		636		340,907		190	45	65,491	139	57,152	19	3,255	98	12,673	208	703
4 cows	233	1,933	932	11,051	554,873	6,970,151	224	78	167,138	141	85,387	15	6,107	115	18,815	229	994
5 to 9 cows	1,331		9,233		5,905,784		1,324	979	4,214,134	375	329,639	52	26,137	437	71,607	1,324	9,615
10 to 14 cows	507	549	5,724	6,735	3,864,971	4,879,274	506	471	3,374,718	57	75,823	11	6,127	130	22,951	503	5,915
15 to 19 cows	132		2,164		1,549,047		132	131	1,462,962	3	4,516	-----	-------	16	1,964	132	2,231
20 to 29 cows	64	46	1,383	1,010	1,016,354	802,299	64	64	961,080	1	159	3	2,800	9	4,200	64	1,425
30 cows and over	11	6	455	380	348,575	342,471	11	11	316,740	1	4,000	2	2,760	3	3,000	11	508
Williams																	
Total	2,213	2,300	11,850	10,532	6,709,019	6,086,600	2,078	1,126	5,520,286	1,044	889,424	23	4,476	213	29,531	2,175	12,406
None	xxx	xxx	xxx	xxx	xxx	xxx	xxx	xxx	xxx	xxx	xxx	xxx	xxx	xxx	xxx	26	81
1 cow	168	507	168	818	78,573	447,696	70	19	6,709	50	7,207	4	331	37	2,865	149	256
2 cows	222		444		211,907		200	77	64,607	126	33,397	3	610	31	3,457	208	537
3 cows	285		855		463,733		278	136	189,076	150	73,319	7	766	38	4,134	279	970
4 cows	330	1,668	1,320	8,226	699,687	4,737,976	328	180	349,495	160	101,822	2	431	22	1,756	323	1,430
5 to 9 cows	1,001		6,432		3,614,600		995	570	1,699,370	475	489,493	5	1,688	73	11,490	985	6,571
10 to 14 cows	180	122	1,779	1,411	1,063,855	859,928	160	112	670,972	62	114,148	2	650	9	1,574	160	1,763
15 to 19 cows	34		552		368,504		34	21	189,017	17	55,367	-----	-------	2	4,155	32	493
20 cows and over	13	3	300	77	208,160	41,000	13	11	151,040	4	14,671	-----	-------	1	100	13	305
Wood																	
Total	2,794	3,256	11,574	12,076	6,099,150	6,961,880	2,302	1,311	3,553,458	1,014	474,292	106	23,469	774	101,390	2,748	12,086
None	xxx	xxx	xxx	xxx	xxx	xxx	xxx	xxx	xxx	xxx	xxx	xxx	xxx	xxx	xxx	37	87
1 cow	438	1,218	438	1,900	207,827	972,134	122	32	9,156	71	8,797	28	2,463	154	14,722	389	527
2 cows	496		992		464,480		373	128	95,195	242	57,465	21	3,263	168	20,572	479	1,078
3 cows	468		1,404		658,052		443	194	225,100	260	96,904	20	3,778	170	20,053	459	1,470
4 cows	418	1,927	1,672	8,750	832,581	5,002,473	409	210	359,308	209	106,562	14	3,768	120	17,617	409	1,713
5 to 9 cows	843		5,216		2,769,993		825	625	1,882,302	219	182,043	22	8,697	144	24,225	834	5,282
10 to 14 cows	90	105	994	1,240	595,509	865,690	89	82	497,509	9	14,461	-----	-------	14	2,436	90	1,017
15 to 19 cows	19		308		187,017		19	18	161,265	2	5,560	-----	-------	------	--------	19	353
20 to 29 cows	16	3	345	65	220,180	48,183	16	16	208,658	1	500	-----	-------	2	165	16	348
30 to 49 cows	6	2	205	60	143,511	43,400	6	6	116,967	1	2,000	1	1,500	2	1,600	6	213
50 to 74 cows	------	1	------	61	----------	30,000	------	------	----------	------	----------	------	-------	------	--------	------	-------
Wyandot																	
Total	1,732	1,862	8,622	7,852	4,388,397	3,857,614	1,635	470	1,409,366	1,202	818,835	16	2,339	691	66,889	1,732	9,131
None	xxx	xxx	xxx	xxx	xxx	xxx	xxx	xxx	xxx	xxx	xxx	xxx	xxx	xxx	xxx	25	73
1 cow	114	456	114	765	53,334	378,146	60	7	2,875	54	7,225	------	--------	42	2,843	105	151
2 cows	216		432		203,133		190	30	20,166	163	43,507	3	140	90	7,664	211	488
3 cows	270		810		391,898		265	62	74,265	207	90,804	1	270	99	8,370	267	887
4 cows	302	1,337	1,208	6,146	586,748	2,928,584	295	53	82,257	248	143,140	3	275	133	12,518	301	1,258
5 to 9 cows	715		4,498		2,259,199		710	242	666,400	482	448,738	9	1,654	294	31,151	709	4,703
10 to 14 cows	83	57	936	659	528,954	367,085	83	48	279,125	39	68,216	-----	-------	25	2,751	83	988
15 to 19 cows	18		290		188,325		18	15	119,144	7	10,605	-----	-------	5	950	18	276
20 to 29 cows	11	10	244	206	149,906	140,890	11	10	126,694	1	5,600	-----	-------	2	412	10	237
30 to 49 cows	3	2	90	76	46,900	42,909	3	3	38,440	1	1,000	------	--------	1	250	3	90

TABLE 19.—COWS MILKED AND MILK PRODUCED, 1939 AND 1929; DAIRY PRODUCTS SOLD AND BUTTER CHURNED, 1939; AND COWS KEPT FOR MILK APR. 1, 1940; BY NUMBER OF COWS MILKED, BY COUNTIES—Continued

(For explanation and definitions, see text)

STATE OR COUNTY AND NUMBER OF COWS MILKED	COWS MILKED				MILK PRODUCED (GALLONS)		DAIRY PRODUCTS SOLD, 1939						BUTTER CHURNED ON FARMS, 1939		COWS KEPT MAINLY FOR MILK PRODUCTION, APR. 1, 1940	
	Farms reporting		Number					Whole milk sold		Cream sold		Butter sold				
	1939	1929	1939	1929	1939	1929	Farms reporting	Farms reporting	Gallons	Farms reporting	Pounds of butterfat	Farms reporting	Pounds	Farms reporting	Pounds	Farms reporting	Number
OKLAHOMA																	
Total	153,471	158,766	659,475	686,904	269,898,921	249,251,003	93,912	12,537	39,375,300	79,886	44,734,209	7,571	1,563,247	130,786	14,791,833	155,020	748,310
None	xxx	xxx	xxx	xxx	xxx	xxx	xxx	xxx	xxx	xxx	xxx	xxx	xxx	xxx	xxx	5,551	16,894
1 cow	33,651	81,462	33,651	117,060	14,742,690	51,070,200	5,189	777	139,624	3,356	338,941	1,506	105,205	27,863	2,395,735	31,730	50,088
2 cows	30,162		60,324		22,466,218		11,775	1,150	427,322	9,620	1,679,247	1,758	177,906	26,477	2,897,204	29,270	75,770
3 cows	18,553		55,659		20,656,126		11,875	1,152	704,972	10,363	2,780,041	1,087	154,899	16,155	1,888,598	18,170	65,212
4 cows	16,797	67,817	67,188	330,584	25,888,049	136,222,619	13,515	1,343	1,217,872	12,071	4,614,994	848	151,145	14,594	1,709,041	16,592	75,735
5 to 9 cows	42,421		272,074		109,492,617		39,749	4,661	7,962,059	35,533	25,633,595	1,815	569,366	36,447	4,389,241	41,954	289,764
10 to 14 cows	8,682	8,167	96,914	99,095	39,413,882	41,790,931	8,612	1,811	6,422,672	7,099	8,229,564	395	237,500	7,156	1,062,353	8,594	98,220
15 to 19 cows	1,748		28,267		12,269,117		1,742	629	4,230,634	1,209	2,014,011	82	66,789	1,303	233,406	1,718	28,647
20 to 29 cows	930	860	20,861	19,420	10,028,081	9,046,242	928	559	5,666,792	461	996,573	48	50,797	586	136,041	921	21,822
30 to 49 cows	370	333	13,086	12,090	7,457,632	6,479,826	370	303	5,856,578	124	344,478	22	22,056	159	45,876	364	13,504
50 to 74 cows	108	91	6,072	5,161	3,985,635	2,795,526	108	103	3,514,193	24	70,144	6	22,484	30	25,975	107	6,620
75 to 99 cows	23	23	1,907	1,922	1,334,486	997,274	23	23	1,209,887	3	13,691	2	3,460	8	5,229	23	2,180
100 to 199 cows	22	12	2,507	1,372	1,715,388	709,685	22	22	1,571,510	2	18,230	1	1,000	6	2,194	22	2,994
200 cows and over	4	1	965	200	469,000	138,700	4	4	451,185	1	700	1	640	2	940	4	860
Adair																	
Total	1,455	1,402	4,333	3,681	1,385,658	1,502,026	559	187	285,761	365	114,360	38	6,228	1,185	100,256	1,495	4,733
None	xxx	xxx	xxx	xxx	xxx	xxx	xxx	xxx	xxx	xxx	xxx	xxx	xxx	xxx	xxx	78	219
1 cow	468	915	468	1,345	166,521	547,357	36	4	470	26	2,627	7	306	386	23,586	449	668
2 cows	396		792		239,002		111	18	6,275	88	11,275	8	1,252	340	27,829	387	893
3 cows	177		531		161,541		83	26	16,615	55	13,351	4	300	142	12,299	173	578
4 cows	152	460	608	1,993	170,436	789,504	100	25	18,685	74	19,551	5	421	117	11,377	151	605
5 to 9 cows	216		1,322		403,210		183	86	131,626	100	42,039	10	2,039	164	19,206	211	1,228
10 to 14 cows	35	24	383	273	136,665	113,465	35	19	47,970	17	18,669	1	10	30	3,477	35	382
15 to 19 cows	5		84		31,453		5	4	20,370	2	1,608	2	1,000	4	1,430	5	67
20 cows and over	6	3	145	70	76,850	51,700	6	5	43,750	3	5,240	1	900	2	1,052	6	93
Alfalfa																	
Total	1,754	1,864	9,262	9,883	4,498,494	4,759,806	1,518	89	186,715	1,459	1,137,495	40	9,054	1,442	135,198	1,750	9,984
None	xxx	xxx	xxx	xxx	xxx	xxx	xxx	xxx	xxx	xxx	xxx	xxx	xxx	xxx	xxx	20	105
1 cow	215	398	215	631	107,076	315,609	62	9	1,523	52	6,391	3	172	155	10,813	205	270
2 cows	195		390		197,417		143	7	3,401	137	37,154	2	220	150	11,525	190	464
3 cows	165		495		257,064		151	9	6,020	144	61,447	4	592	138	11,970	161	574
4 cows	204	1,296	816	7,038	416,651	3,389,616	196	7	5,075	192	102,913	4	309	173	14,310	202	910
5 to 9 cows	801		5,244		2,519,934		794	36	56,675	775	679,732	22	5,897	684	68,837	799	5,507
10 to 14 cows	147	156	1,629	1,815	767,412	838,254	146	17	61,267	136	195,236	5	1,864	125	15,631	147	1,697
15 to 19 cows	21		341		161,860		20	2	25,435	18	36,963	——	——	14	1,752	20	325
20 to 29 cows	6	9	132	204	71,080	91,482	6	2	27,319	5	17,659	——	——	3	360	6	132
30 to 49 cows	——	4	——	135	——	79,845	——	——	——	——	——	——	——	——	——	——	——
50 to 74 cows	——	1	——	60	——	45,000	——	——	——	——	——	——	——	——	——	——	——
Atoka																	
Total	1,847	1,365	6,572	4,091	1,940,369	1,454,566	589	28	75,452	522	183,453	71	10,592	1,678	211,884	1,849	7,701
None	xxx	xxx	xxx	xxx	xxx	xxx	xxx	xxx	xxx	xxx	xxx	xxx	xxx	xxx	xxx	61	141
1 cow	438	823	438	1,191	151,033	449,489	15	1	50	9	406	5	449	395	31,651	409	716
2 cows	483		966		300,091		48	2	650	39	4,086	9	907	455	51,649	465	1,347
3 cows	258		774		227,576		62	3	688	53	8,061	13	1,735	246	34,472	253	909
4 cows	186	488	744	2,182	198,332	726,907	81	1	365	71	14,672	12	706	177	25,216	186	852
5 to 9 cows	384		2,437		688,774		285	12	8,830	262	97,870	27	5,299	328	54,530	378	2,535
10 to 14 cows	84	48	951	591	275,535	211,870	84	6	14,019	77	49,516	4	1,400	67	12,581	83	903
15 to 19 cows	10		154		47,628		10	1	8,000	9	6,917	1	96	9	1,535	10	145
20 cows and over	4	6	108	127	51,400	66,300	4	2	42,850	2	1,925	——	——	1	250	4	153
Beaver																	
Total	1,388	1,760	7,717	9,414	3,444,751	4,295,101	1,161	38	53,926	1,130	847,525	31	5,931	1,252	114,044	1,387	8,341
None	xxx	xxx	xxx	xxx	xxx	xxx	xxx	xxx	xxx	xxx	xxx	xxx	xxx	xxx	xxx	24	78
1 cow	160	407	160	648	71,935	312,544	37	8	1,238	27	3,534	5	435	121	7,258	150	234
2 cows	141		282		102,726		81	5	1,419	75	13,426	4	295	127	9,308	137	357
3 cows	139		417		184,217		119	2	2,350	113	38,408	7	1,165	121	11,577	136	498
4 cows	160	1,150	640	6,194	279,133	2,881,693	148	3	1,220	147	68,224	1	75	151	12,615	160	751
5 to 9 cows	611		4,030		1,854,754		599	10	12,881	595	492,854	11	1,586	568	53,463	605	4,293
10 to 14 cows	142	191	1,579	2,303	685,540	1,025,454	142	8	22,818	138	169,569	3	2,575	132	15,759	140	1,577
15 to 19 cows	29		468		204,961		29	2	12,000	29	48,594	——	——	26	3,358	29	431
20 cows and over	6	12	141	269	61,485	75,410	6	——	——	6	12,916	——	——	6	706	6	122
Beckham																	
Total	2,126	2,776	9,303	9,621	4,745,832	4,212,787	1,713	103	222,052	1,632	1,057,331	77	23,792	1,938	223,470	2,151	10,487
None	xxx	xxx	xxx	xxx	xxx	xxx	xxx	xxx	xxx	xxx	xxx	xxx	xxx	xxx	xxx	75	250
1 cow	294	1,385	294	2,040	161,359	985,135	79	10	890	65	6,339	11	560	255	21,234	279	566
2 cows	352		704		346,684		227	15	5,650	206	44,410	12	1,277	317	32,442	338	919
3 cows	287		861		424,543		249	8	4,103	243	80,300	9	1,451	268	27,857	280	1,009
4 cows	334	1,278	1,336	6,141	675,880	2,640,785	317	12	19,508	307	159,207	12	2,114	310	34,735	327	1,481
5 to 9 cows	748		4,672		2,351,107		731	41	45,874	709	588,955	27	10,588	689	87,509	742	4,777
10 to 14 cows	91	105	998	1,208	504,240	484,530	90	10	39,657	83	130,177	5	7,101	84	17,374	90	996
15 to 19 cows	10		161		83,206		10	2	16,650	10	18,870	——	——	8	991	10	163
20 to 29 cows	6	9	132	202	97,865	87,939	6	2	27,520	6	21,525	——	——	6	528	6	155
30 to 49 cows	4	1	145	30	100,950	14,400	4	3	64,200	3	9,550	1	700	1	800	4	171
Blaine																	
Total	1,888	2,010	10,353	9,574	4,300,667	3,787,308	1,582	156	226,091	1,453	1,004,158	49	9,529	1,576	139,976	1,874	11,533
None	xxx	xxx	xxx	xxx	xxx	xxx	xxx	xxx	xxx	xxx	xxx	xxx	xxx	xxx	xxx	29	100
1 cow	212	668	212	991	88,709	391,136	53	11	1,724	39	3,923	7	377	141	9,282	196	361
2 cows	208		416		167,555		125	12	4,580	110	21,446	8	1,211	176	13,728	196	545
3 cows	180		540		210,075		151	16	8,409	134	37,092	7	1,359	147	12,244	175	700
4 cows	223	1,152	892	6,131	373,906	2,450,052	205	21	13,552	187	81,526	4	962	185	16,436	222	1,029
5 to 9 cows	845		5,560		2,334,281		828	67	109,947	776	586,924	15	3,294	731	65,800	858	6,015
10 to 14 cows	178	177	1,965	2,134	811,350	859,535	178	21	37,812	169	198,032	8	2,526	159	18,256	176	2,011
15 to 19 cows	31		513		200,661		31	5	32,927	29	45,295	——	——	27	2,481	31	499
20 cows and over	11	13	255	318	114,130	106,805	11	3	17,140	9	28,920	——	——	10	1,749	11	275

TABLE 19.—COWS MILKED AND MILK PRODUCED, 1939 AND 1929; DAIRY PRODUCTS SOLD AND BUTTER CHURNED, 1939; AND COWS KEPT FOR MILK APR. 1, 1940; BY NUMBER OF COWS MILKED, BY COUNTIES—Continued

(For explanation and definitions, see text)

STATE OR COUNTY AND NUMBER OF COWS MILKED	COWS MILKED				MILK PRODUCED (GALLONS)		DAIRY PRODUCTS SOLD, 1939						BUTTER CHURNED ON FARMS, 1939		COWS KEPT MAINLY FOR MILK PRODUCTION, APR. 1, 1940	
	Farms reporting		Number					Whole milk sold		Cream sold		Butter sold				
	1939	1929	1939	1929	1939	1929	Farms reporting	Farms reporting	Gallons	Farms reporting	Pounds of butterfat	Farms reporting	Pounds	Farms reporting	Pounds	Farms reporting	Number
OKLAHOMA—Cntd.																	
Bryan																	
Total	3,117	2,829	11,137	6,683	3,847,936	2,843,759	1,284	118	334,431	1,060	470,117	178	45,980	2,734	382,736	3,075	11,995
None	xxx	xxx	xxx	xxx	xxx	xxx	xxx	xxx	xxx	xxx	xxx	xxx	xxx	xxx	xxx	98	215
1 cow	808	2,058	808	2,849	336,775	1,257,556	66	5	782	36	2,364	31	1,687	702	67,656	752	1,147
2 cows	791		1,582		518,653		170	7	1,198	128	17,183	43	3,124	720	87,919	750	1,796
3 cows	452		1,356		428,259		192	16	9,385	156	27,347	35	4,259	405	62,101	437	1,473
4 cows	305	725	1,220	3,135	390,355	1,262,715	202	15	14,285	173	50,203	27	3,205	265	40,297	295	1,258
5 to 9 cows	590		3,728		1,231,950		483	45	79,471	428	210,130	29	8,297	506	78,339	575	3,717
10 to 14 cows	118	45	1,329	545	469,994	254,313	118	17	58,420	99	93,431	8	9,104	91	25,209	117	1,328
15 to 19 cows	35		559		211,858		35	4	41,305	30	51,234	2	2,050	31	7,056	34	489
20 to 29 cows	10	------	228	------	87,730	----------	10	5	47,710	5	8,933	-----	-------	9	1,335	9	201
30 to 49 cows	5	1	177	44	72,487	27,275	5	2	31,687	4	8,564	2	1,400	3	1,620	5	186
50 to 74 cows	3	2	150	110	99,875	81,900	3	2	50,188	1	728	1	12,874	2	13,204	3	185
Caddo																	
Total	3,889	4,592	19,778	16,063	8,525,892	6,589,075	3,094	244	716,747	2,893	1,803,802	162	46,567	3,343	343,947	3,966	22,042
None	xxx	xxx	xxx	xxx	xxx	xxx	xxx	xxx	xxx	xxx	xxx	xxx	xxx	xxx	xxx	133	432
1 cow	525	2,248	525	3,253	233,948	1,462,739	98	4	1,370	81	7,430	18	1,402	422	28,836	505	920
2 cows	454		908		369,832		259	12	2,682	241	49,494	21	2,185	399	36,396	439	1,223
3 cows	435		1,305		542,870		350	18	9,247	329	97,711	21	2,930	363	31,413	432	1,602
4 cows	533	2,169	2,132	10,328	893,050	4,128,472	483	21	16,137	464	185,672	17	2,491	479	43,519	529	2,368
5 to 9 cows	1,592		10,284		4,377,477		1,556	128	204,269	1,471	1,032,752	64	26,534	1,385	157,152	1,580	10,824
10 to 14 cows	278	150	3,076	1,807	1,298,308	748,257	276	32	94,751	254	320,835	16	9,498	241	36,888	276	3,129
15 to 19 cows	42		670		305,053		42	13	77,210	35	63,153	3	227	33	5,639	42	695
20 to 29 cows	22	19	500	420	221,468	142,157	22	8	60,831	16	44,655	-----	-------	17	2,364	22	466
30 to 49 cows	5	4	202	130	154,786	51,550	5	5	128,250	2	2,100	2	1,300	4	1,740	5	221
50 to 74 cows	3	2	176	125	129,100	55,900	3	3	127,000	------	----------	-----	-------	------	--------	3	162
Canadian																	
Total	2,157	2,444	11,730	11,466	5,396,001	4,832,372	1,570	436	1,884,091	1,094	634,254	125	58,548	1,467	191,504	2,158	13,816
None	xxx	xxx	xxx	xxx	xxx	xxx	xxx	xxx	xxx	xxx	xxx	xxx	xxx	xxx	xxx	43	160
1 cow	371	939	371	1,344	165,860	577,037	43	5	975	26	1,862	13	899	218	16,842	345	580
2 cows	281		562		229,527		129	15	8,127	100	17,483	21	2,951	209	19,619	277	784
3 cows	202		606		230,027		149	20	20,681	127	38,610	5	514	145	13,243	200	766
4 cows	228	1,268	912	6,720	381,978	2,703,784	198	28	40,130	159	60,247	13	5,186	176	20,797	226	1,104
5 to 9 cows	782		5,106		2,178,872		760	206	497,607	551	346,631	50	26,962	538	77,873	775	5,858
10 to 14 cows	218	200	2,473	2,394	1,160,833	1,015,092	216	106	492,836	110	122,493	21	18,436	142	34,929	217	2,664
15 to 19 cows	42		685		312,614		42	27	198,965	16	27,317	1	100	29	3,578	42	720
20 to 29 cows	23	27	523	614	301,461	276,209	23	19	221,302	4	17,200	1	3,500	7	4,285	23	640
30 to 49 cows	6	8	234	262	187,702	166,450	6	6	172,850	1	2,411	-----	-------	3	338	6	283
50 cows and over	4	2	260	132	247,127	93,800	4	4	230,618	------	----------	-----	-------	------	--------	4	257
Carter																	
Total	2,247	1,826	8,089	7,096	3,091,142	3,116,124	1,003	118	412,377	703	333,921	279	58,305	1,981	295,415	2,157	9,464
None	xxx	xxx	xxx	xxx	xxx	xxx	xxx	xxx	xxx	xxx	xxx	xxx	xxx	xxx	xxx	62	182
1 cow	636	970	636	1,404	287,947	604,357	100	13	1,628	33	3,693	62	5,059	563	53,911	562	898
2 cows	514		1,028		389,993		148	15	5,131	68	12,424	80	9,491	468	60,691	478	1,291
3 cows	301		903		312,308		125	10	3,528	86	23,399	43	7,701	277	43,771	282	1,057
4 cows	231	726	924	3,461	318,121	1,420,401	146	12	7,522	114	34,659	34	5,603	205	35,322	223	1,047
5 to 9 cows	436		2,747		948,762		359	37	42,695	311	156,845	45	13,557	373	67,386	423	2,965
10 to 14 cows	93	98	1,034	1,246	397,393	548,263	89	11	57,918	72	76,329	12	9,994	72	23,018	92	1,078
15 to 19 cows	19		307		108,640		19	8	51,015	11	12,281	2	1,900	15	4,873	19	345
20 to 29 cows	12	16	275	339	121,418	178,463	12	8	72,980	6	10,161	-----	-------	5	981	11	271
30 cows and over	5	16	235	646	206,560	364,640	5	4	169,960	2	4,130	1	5,000	3	5,462	5	330
Cherokee																	
Total	2,150	1,724	7,508	4,894	2,404,170	1,920,015	1,214	97	130,687	1,116	363,593	110	15,141	1,923	191,669	2,206	8,121
None	xxx	xxx	xxx	xxx	xxx	xxx	xxx	xxx	xxx	xxx	xxx	xxx	xxx	xxx	xxx	112	326
1 cow	517	1,033	517	1,479	206,652	617,441	118	10	1,795	105	8,685	14	672	441	31,153	495	667
2 cows	511		1,022		333,008		185	5	935	165	23,139	29	3,647	462	44,457	496	1,265
3 cows	321		963		299,271		195	10	3,460	185	40,538	15	959	297	28,661	313	1,009
4 cows	256	855	1,024	2,875	306,790	1,098,599	199	14	5,581	186	54,240	14	1,017	256	25,551	251	1,024
5 to 9 cows	450		2,757		855,983		422	29	18,322	397	170,232	32	8,388	410	53,137	444	2,724
10 to 14 cows	75	31	840	373	245,863	115,325	75	22	32,542	61	48,950	4	360	62	6,511	75	745
15 to 19 cows	12		189		56,620		12	2	1,300	11	11,669	2	100	10	1,323	12	175
20 cows and over	8	7	196	167	99,983	88,650	8	5	66,752	6	6,140	-----	-------	5	876	8	186
Choctaw																	
Total	2,476	2,035	7,007	4,624	2,357,155	1,812,601	654	70	132,975	498	184,872	136	20,920	2,308	325,132	2,532	8,321
None	xxx	xxx	xxx	xxx	xxx	xxx	xxx	xxx	xxx	xxx	xxx	xxx	xxx	xxx	xxx	134	281
1 cow	864	1,565	864	2,182	346,557	866,223	50	6	802	16	1,379	31	1,958	797	80,668	817	1,305
2 cows	723		1,446		474,999		98	10	870	61	9,420	37	3,158	690	95,201	703	1,779
3 cows	281		843		276,619		90	10	2,678	58	11,323	30	4,011	274	49,387	278	1,015
4 cows	210	427	840	1,833	254,994	682,988	95	8	5,395	81	18,576	11	2,141	192	30,169	208	974
5 to 9 cows	329		2,020		639,899		252	18	9,119	228	99,627	20	5,434	295	53,674	325	2,021
10 to 14 cows	50	35	556	422	187,622	172,495	50	8	21,401	44	31,483	6	1,100	45	10,497	48	488
15 to 19 cows	9		144		48,005		9	3	2,240	6	10,884	-----	-------	7	1,377	9	160
20 to 29 cows	5	8	108	187	44,710	90,915	5	3	26,960	3	1,580	-----	-------	3	362	5	120
30 cows and over	5	------	186	------	83,750	----------	5	4	63,510	1	700	1	3,120	5	3,797	5	178

TABLE 19.—COWS MILKED AND MILK PRODUCED, 1939 AND 1929; DAIRY PRODUCTS SOLD AND BUTTER CHURNED, 1939; AND COWS KEPT FOR MILK APR. 1, 1940; BY NUMBER OF COWS MILKED, BY COUNTIES—Continued

(For explanation and definitions, see text)

STATE OR COUNTY AND NUMBER OF COWS MILKED	COWS MILKED				MILK PRODUCED (GALLONS)		DAIRY PRODUCTS SOLD, 1939							BUTTER CHURNED ON FARMS, 1939		COWS KEPT MAINLY FOR MILK PRODUCTION, APR. 1, 1940	
	Farms reporting		Number					Whole milk sold		Cream sold		Butter sold					
	1939	1929	1939	1929	1939	1929	Farms reporting	Farms reporting	Gallons	Farms reporting	Pounds of butterfat	Farms reporting	Pounds	Farms reporting	Pounds	Farms reporting	Number
OKLAHOMA—Contd.																	
Cimarron																	
Total	425	657	1,741	3,318	730,099	1,244,703	285	21	30,155	259	147,976	28	1,949	390	33,445	424	2,048
None	xxx	xxx	xxx	xxx	xxx	xxx	xxx	xxx	xxx	xxx	xxx	xxx	xxx	xxx	xxx	15	31
1 cow	80	200	80	305	31,111	107,828	18	6	415	10	639	4	272	64	3,684	73	113
2 cows	92		184		67,770		54	4	1,355	43	7,022	11	874	84	7,354	86	207
3 cows	51		153		46,377		26	2	250	24	3,799	3	124	51	4,263	49	178
4 cows	59	371	236	1,955	85,437	725,600	50	2	765	50	18,499	2	155	57	4,907	59	366
5 to 9 cows	118		755		329,877		112	6	13,372	108	77,464	6	291	109	10,321	117	814
10 to 14 cows	19	85	212	998	100,877	382,025	19	-----	----------	19	23,750	1	25	19	1,967	19	222
15 to 19 cows	5		48		23,350		3	-----	----------	3	5,083	1	208	3	624	3	41
20 cows and over	3	3	73	60	45,300	29,250	3	1	14,000	2	11,720	-----	----------	3	325	3	76
Cleveland																	
Total	1,786	1,732	7,361	7,544	3,422,149	3,852,719	1,159	215	973,524	904	422,950	104	30,944	1,379	183,464	1,778	8,576
None	xxx	xxx	xxx	xxx	xxx	xxx	xxx	xxx	xxx	xxx	xxx	xxx	xxx	xxx	xxx	60	190
1 cow	430	780	430	1,125	207,753	533,754	77	20	3,073	39	4,619	26	1,793	302	29,861	394	632
2 cows	365		730		319,149		191	11	4,005	174	35,415	12	817	315	34,571	345	861
3 cows	212		636		272,568		155	6	6,875	147	41,654	9	1,180	184	21,514	207	752
4 cows	228	803	912	3,895	404,807	1,824,901	200	22	29,071	172	63,673	18	3,613	192	27,185	227	1,025
5 to 9 cows	419		2,659		1,169,154		404	74	203,280	318	204,554	31	16,983	325	55,204	413	2,889
10 to 14 cows	81	112	899	1,396	415,010	726,479	81	39	209,036	43	56,605	6	3,482	41	8,713	81	995
15 to 19 cows	22		356		197,900		22	17	152,659	5	9,750	1	396	11	1,897	22	398
20 to 29 cows	21	24	450	544	246,055	330,801	21	19	202,375	5	4,500	-----	----------	8	1,217	21	518
30 cows and over	8	13	289	586	189,755	436,784	8	7	163,150	1	2,200	1	2,680	3	3,304	8	316
Coal																	
Total	1,402	1,101	5,214	3,408	1,495,319	1,196,822	634	37	41,951	584	193,912	57	5,644	1,242	140,266	1,413	5,778
None	xxx	xxx	xxx	xxx	xxx	xxx	xxx	xxx	xxx	xxx	xxx	xxx	xxx	xxx	xxx	38	100
1 cow	266	647	266	941	101,699	370,223	22	4	369	12	1,064	10	361	233	19,844	252	410
2 cows	353		706		209,308		82	3	412	70	8,033	14	1,152	311	28,787	346	890
3 cows	207		621		171,638		78	4	543	71	13,575	8	701	187	21,674	203	697
4 cows	173	409	692	1,837	192,414	608,827	108	3	1,515	103	21,917	7	997	151	19,513	172	733
5 to 9 cows	339		2,075		549,874		281	15	16,990	269	92,070	12	844	305	41,603	339	2,099
10 to 14 cows	49	39	538	448	163,477	159,472	48	4	5,573	47	39,713	4	775	44	6,196	48	497
15 to 19 cows	6		101		30,014		6	1	939	6	7,380	-----	----------	4	503	6	109
20 cows and over	9	6	215	182	76,895	58,300	9	3	15,610	6	10,160	3	814	7	2,146	9	243
Comanche																	
Total	1,779	2,387	12,947	12,167	5,553,433	5,243,380	1,504	200	1,116,897	1,344	1,125,764	80	30,871	1,539	184,881	1,794	14,071
None	xxx	xxx	xxx	xxx	xxx	xxx	xxx	xxx	xxx	xxx	xxx	xxx	xxx	xxx	xxx	58	277
1 cow	158	814	158	1,227	70,915	538,460	29	10	2,655	17	3,021	5	297	118	8,931	145	269
2 cows	168		336		133,658		83	14	5,463	69	14,049	10	793	140	13,760	157	488
3 cows	123		369		146,942		96	5	2,097	89	26,331	7	837	110	11,384	119	468
4 cows	168	1,302	672	6,886	274,791	2,930,730	151	13	8,042	137	58,793	8	1,553	153	15,493	166	766
5 to 9 cows	759		5,155		2,126,647		742	67	107,220	697	536,898	26	4,662	682	71,897	751	5,567
10 to 14 cows	277	230	3,142	2,855	1,230,855	1,223,136	277	34	108,815	250	317,905	18	10,529	247	38,755	274	3,155
15 to 19 cows	64		1,040		435,387		64	21	97,341	53	83,583	4	3,700	54	10,823	62	1,018
20 to 29 cows	36	31	810	685	382,183	263,009	36	14	164,089	23	55,786	1	4,000	26	8,284	36	798
30 to 49 cows	18	7	667	259	372,665	172,295	18	14	274,975	6	18,858	1	4,500	7	5,354	18	671
50 to 74 cows	5	1	280	70	175,750	26,000	5	5	143,200	3	10,560	-----	----------	1	50	5	305
75 to 99 cows	-------	1	-----	75	----------	35,000	-----	-----	----------	-----	----------	-----	----------	-----	----------	-----	----------
100 to 199 cows	3	1	318	110	203,660	54,750	3	3	203,000	-----	----------	-----	----------	1	150	3	289
Cotton																	
Total	1,342	1,728	7,023	7,426	2,726,649	2,837,205	1,000	42	97,800	954	589,763	45	13,294	1,082	115,072	1,345	7,832
None	xxx	xxx	xxx	xxx	xxx	xxx	xxx	xxx	xxx	xxx	xxx	xxx	xxx	xxx	xxx	30	121
1 cow	145	664	145	1,021	65,108	393,796	25	3	830	22	3,588	2	210	107	8,564	138	241
2 cows	183		366		141,471		67	3	870	61	9,944	5	329	146	13,474	178	501
3 cows	151		453		177,171		104	5	4,575	96	28,465	7	2,386	117	11,565	146	587
4 cows	163	940	652	4,754	250,115	1,833,692	138	4	1,835	136	55,314	6	603	126	12,250	162	801
5 to 9 cows	555		3,587		1,381,482		521	10	12,680	503	325,465	21	6,076	464	53,006	548	3,755
10 to 14 cows	116	108	1,287	1,286	504,422	478,932	116	11	25,670	112	126,551	3	570	96	10,647	114	1,318
15 to 19 cows	19		307		110,240		19	1	5,040	17	28,711	1	3,120	19	4,870	19	286
20 cows and over	10	16	226	365	96,640	130,785	10	5	46,300	7	11,725	-----	----------	7	676	10	222
Craig																	
Total	1,903	1,886	9,588	8,097	3,472,729	3,260,905	1,351	256	729,565	1,131	547,741	38	5,538	1,565	130,856	1,907	10,470
None	xxx	xxx	xxx	xxx	xxx	xxx	xxx	xxx	xxx	xxx	xxx	xxx	xxx	xxx	xxx	48	148
1 cow	330	772	330	1,148	120,754	485,011	44	7	1,100	38	3,191	5	249	263	15,956	304	483
2 cows	320		640		213,018		146	17	5,385	130	18,885	6	256	261	19,350	314	862
3 cows	211		633		213,784		165	28	22,015	140	29,531	7	950	172	14,565	210	783
4 cows	177	971	708	4,851	236,388	1,902,924	153	20	20,229	136	42,083	1	50	149	12,285	176	811
5 to 9 cows	639		4,107		1,429,959		618	122	224,190	516	265,276	15	2,829	537	47,880	632	4,331
10 to 14 cows	165	151	1,852	1,598	655,270	600,825	164	37	122,850	132	123,855	4	504	140	14,443	162	1,834
15 to 19 cows	36		590		202,920		36	14	65,795	23	26,299	1	600	28	4,130	36	545
20 to 29 cows	19	4	389	89	146,380	45,090	19	5	40,675	14	31,057	1	100	13	1,959	19	372
30 to 49 cows	3	5	118	184	64,350	92,280	3	3	52,040	1	2,538	-----	----------	2	308	3	103
50 cows and over	3	3	221	227	189,926	136,775	3	3	175,286	1	5,026	-----	----------	-----	----------	3	198
Creek																	
Total	2,546	2,546	8,290	8,262	3,388,880	3,663,402	1,247	213	485,653	994	410,706	171	30,639	1,971	234,917	2,638	9,784
None	xxx	xxx	xxx	xxx	xxx	xxx	xxx	xxx	xxx	xxx	xxx	xxx	xxx	xxx	xxx	127	403
1 cow	775	1,623	775	2,280	365,000	990,327	104	27	5,871	50	4,893	39	3,879	585	53,346	761	1,122
2 cows	626		1,252		500,022		218	32	10,927	169	28,033	42	4,851	500	58,983	616	1,519
3 cows	356		1,068		410,686		222	34	16,039	180	47,743	37	6,016	282	35,880	352	1,264
4 cows	237	800	948	3,669	385,607	1,489,650	189	21	22,641	166	59,865	19	3,061	194	26,570	237	1,106
5 to 9 cows	454		2,805		1,051,852		418	57	81,845	369	200,128	30	7,342	355	48,630	448	2,882
10 to 14 cows	69	81	771	1,029	319,877	478,438	67	21	95,900	50	49,214	3	3,690	42	8,291	69	800
15 to 19 cows	15		244		134,895		15	7	48,010	9	18,030	1	1,800	9	2,807	14	214
20 to 29 cows	8	25	180	561	86,825	262,787	8	8	73,060	1	2,800	-----	----------	2	210	8	185
30 cows and over	6	17	247	723	134,118	442,200	6	6	131,360	-----	----------	-----	----------	2	200	6	289

TABLE 19.—COWS MILKED AND MILK PRODUCED, 1939 AND 1929; DAIRY PRODUCTS SOLD AND BUTTER CHURNED, 1939; AND COWS KEPT FOR MILK APR. 1, 1940; BY NUMBER OF COWS MILKED, BY COUNTIES—Continued

(For explanation and definitions, see text)

STATE OR COUNTY AND NUMBER OF COWS MILKED	COWS MILKED				MILK PRODUCED (GALLONS)		DAIRY PRODUCTS SOLD, 1939							BUTTER CHURNED ON FARMS, 1939		COWS KEPT MAINLY FOR MILK PRODUCTION, APR. 1, 1940	
	Farms reporting		Number					Whole milk sold		Cream sold		Butter sold					
	1939	1929	1939	1929	1939	1929	Farms reporting	Farms reporting	Gallons	Farms reporting	Pounds of butterfat	Farms reporting	Pounds	Farms reporting	Pounds	Farms reporting	Number
OKLAHOMA—Contd.																	
Custer																	
Total	2,036	2,488	13,310	12,068	5,874,777	5,542,664	1,815	130	481,227	1,722	1,402,809	57	21,540	1,840	186,604	2,037	15,172
None	xxx	xxx	xxx	xxx	xxx	xxx	xxx	xxx	xxx	xxx	xxx	xxx	xxx	xxx	xxx	45	182
1 cow	152	776	152	1,165	75,784	546,571	26	4	1,350	16	1,521	6	187	117	8,390	143	248
2 cows	163		326		142,366		97	6	2,415	91	18,328	2	67	145	12,280	156	498
3 cows	140		420		194,065		128	5	1,379	124	50,388	6	1,302	122	10,777	135	600
4 cows	188	1,491	752	7,932	346,369	3,626,460	182	10	7,880	177	83,172	3	721	172	14,379	183	909
5 to 9 cows	1,021		6,891		3,001,046		1,013	49	90,782	984	775,518	30	11,451	950	95,779	1,009	7,751
10 to 14 cows	292	200	3,246	2,360	1,396,776	1,092,298	289	35	132,359	265	338,482	7	5,412	273	33,882	288	3,412
15 to 19 cows	51		831		383,336		51	11	79,117	44	87,217	3	2,400	42	7,379	49	829
20 to 29 cows	25	16	552	371	256,675	190,585	25	7	100,435	18	40,573	-----	-------	17	2,988	25	593
30 to 49 cows	4	4	140	133	78,360	44,650	4	3	65,510	3	7,610	-----	-------	2	750	4	150
50 to 74 cows	-------	-------	------	------	---------	---------	------	-----	---------	------	---------	-----	-------	------	---------	------	-------
75 to 99 cows	-------	-------	------	------	---------	---------	------	-----	---------	------	---------	-----	-------	------	---------	------	-------
100 to 199 cows	-------	1	------	107	---------	42,100	------	-----	---------	------	---------	-----	-------	------	---------	------	-------
Delaware																	
Total	2,292	1,933	6,895	6,195	2,222,361	2,309,578	1,105	198	294,860	902	297,372	63	6,104	1,819	156,320	2,247	7,681
None	xxx	xxx	xxx	xxx	xxx	xxx	xxx	xxx	xxx	xxx	xxx	xxx	xxx	xxx	xxx	108	246
1 cow	721	1,012	721	1,485	241,126	595,751	77	2	460	65	7,973	11	609	544	34,829	642	925
2 cows	562		1,124		344,765		202	23	9,564	173	26,628	13	922	450	38,320	525	1,345
3 cows	312		936		301,868		211	33	24,175	178	39,893	12	1,125	259	24,298	300	1,025
4 cows	232	853	928	3,837	299,369	1,388,140	187	32	32,764	157	46,257	11	902	195	19,551	225	1,020
5 to 9 cows	407		2,472		786,305		371	88	154,295	290	137,288	13	2,244	323	32,505	390	2,391
10 to 14 cows	50	62	556	749	186,443	278,913	49	17	46,865	33	32,681	3	302	40	5,847	49	581
15 to 19 cows	4		66		19,760		4	-----	----------	4	4,440	-----	-------	4	502	4	46
20 to 29 cows	4	6	92	126	42,725	46,774	4	3	26,737	2	2,212	-----	-------	4	468	4	102
Dewey																	
Total	1,719	1,813	9,815	9,073	4,090,537	3,625,511	1,481	78	77,993	1,433	1,014,697	15	3,764	1,413	129,059	1,726	10,938
None	xxx	xxx	xxx	xxx	xxx	xxx	xxx	xxx	xxx	xxx	xxx	xxx	xxx	xxx	xxx	35	131
1 cow	162	490	162	785	73,095	297,495	36	7	892	30	2,734	2	77	113	6,366	152	276
2 cows	168		336		132,026		98	11	3,468	91	15,801	2	77	127	10,278	165	479
3 cows	152		456		182,942		132	7	4,404	128	37,044	3	506	110	9,903	151	561
4 cows	218	1,149	872	6,164	365,005	2,490,992	208	15	9,784	199	83,515	2	145	178	15,573	216	1,056
5 to 9 cows	794		5,240		2,173,414		782	32	43,071	764	561,041	5	1,559	693	64,213	783	5,712
10 to 14 cows	189	166	2,089	1,974	876,683	752,049	189	6	16,374	185	230,000	1	1,400	162	18,468	189	2,081
15 to 19 cows	30		488		197,694		30	-----	----------	30	58,496	-----	-------	24	3,026	29	466
20 cows and over	6	8	172	170	89,678	84,975	6	-----	----------	6	26,066	-----	-------	6	1,232	6	176
Ellis																	
Total	1,254	1,434	7,740	8,088	4,067,609	3,706,733	1,131	66	75,496	1,073	1,035,395	22	4,388	1,123	101,631	1,260	9,288
None	xxx	xxx	xxx	xxx	xxx	xxx	xxx	xxx	xxx	xxx	xxx	xxx	xxx	xxx	xxx	34	186
1 cow	110	320	110	497	55,802	226,794	37	4	562	32	4,779	3	179	91	6,419	102	181
2 cows	134		268		128,676		100	9	2,810	91	22,713	1	312	113	8,915	128	380
3 cows	107		321		163,774		100	8	4,380	93	38,372	4	1,580	90	7,609	105	401
4 cows	111	911	444	5,102	257,183	2,337,584	105	7	5,777	98	68,262	1	200	97	7,539	107	541
5 to 9 cows	565		3,757		2,001,071		562	24	32,256	543	520,161	9	1,601	517	47,634	559	4,365
10 to 14 cows	184	194	2,068	2,293	1,085,392	1,042,370	184	14	29,711	173	276,308	3	356	175	18,562	182	2,299
15 to 19 cows	33		531		289,641		33	-----	----------	33	75,975	1	180	31	3,811	33	627
20 cows and over	10	9	241	196	106,070	99,985	10	-----	----------	10	28,825	-----	-------	9	1,142	10	308
Garfield																	
Total	2,501	2,608	13,357	13,561	5,672,701	5,828,217	2,054	312	1,077,813	1,777	1,170,655	88	12,762	1,952	173,781	2,472	14,499
None	xxx	xxx	xxx	xxx	xxx	xxx	xxx	xxx	xxx	xxx	xxx	xxx	xxx	xxx	xxx	39	158
1 cow	356	654	356	992	170,435	435,075	87	26	5,342	60	4,783	10	740	243	17,452	327	499
2 cows	305		610		233,877		197	35	16,394	161	30,728	16	1,154	246	21,507	291	744
3 cows	244		732		267,337		209	15	12,015	191	52,151	11	1,426	198	15,534	235	823
4 cows	279	1,698	1,116	9,156	423,523	3,830,276	267	41	43,447	233	97,773	10	979	227	19,001	276	1,190
5 to 9 cows	1,056		6,862		2,817,537		1,033	111	256,029	941	708,095	32	7,224	863	81,207	1,046	7,370
10 to 14 cows	196	232	2,191	2,819	940,171	1,232,086	198	46	194,185	161	208,437	9	1,239	148	15,860	194	2,119
15 to 19 cows	40		645		283,441		40	21	148,251	20	33,518	-----	-------	20	2,272	39	653
20 to 29 cows	14	15	326	335	195,750	185,155	14	9	131,845	6	21,025	-----	-------	4	382	14	383
30 to 49 cows	7	6	257	209	156,975	126,025	7	5	134,350	2	5,970	-----	-------	2	410	7	295
50 cows and over	4	1	262	50	183,655	19,600	4	3	155,955	2	8,175	-----	-------	1	156	4	265
Garvin																	
Total	2,752	2,981	10,989	8,840	4,709,785	3,895,719	1,768	284	638,859	1,478	889,163	109	20,848	2,409	311,151	2,860	12,647
None	xxx	xxx	xxx	xxx	xxx	xxx	xxx	xxx	xxx	xxx	xxx	xxx	xxx	xxx	xxx	136	435
1 cow	531	1,787	531	2,593	271,438	1,165,847	87	6	792	67	6,353	20	1,645	471	44,547	517	877
2 cows	584		1,168		518,449		272	24	14,229	238	43,398	29	3,122	523	65,075	578	1,421
3 cows	417		1,251		543,040		291	32	25,350	253	70,547	21	4,217	364	49,668	413	1,420
4 cows	386	1,100	1,464	4,964	846,521	1,956,348	304	40	52,802	285	105,020	10	1,327	316	44,271	365	1,725
5 to 9 cows	693		4,264		1,763,901		654	119	200,627	554	326,951	24	8,558	604	85,093	690	4,501
10 to 14 cows	119	81	1,298	967	524,770	431,274	116	41	144,639	79	84,251	4	1,509	100	18,483	119	1,285
15 to 19 cows	21		336		152,285		21	9	49,280	13	25,348	-----	-------	15	1,749	21	327
20 to 29 cows	15	11	321	254	139,154	114,650	15	10	84,340	6	14,135	1	470	13	1,815	15	329
30 cows and over	6	2	356	82	150,225	27,600	6	3	68,800	3	13,160	-----	-------	3	450	6	327

TABLE 19.—COWS MILKED AND MILK PRODUCED, 1939 AND 1929; DAIRY PRODUCTS SOLD AND BUTTER CHURNED, 1939; AND COWS KEPT FOR MILK APR. 1, 1940; BY NUMBER OF COWS MILKED, BY COUNTIES—Continued

(For explanation and definitions, see text)

STATE OR COUNTY AND NUMBER OF COWS MILKED	COWS MILKED				MILK PRODUCED (GALLONS)		DAIRY PRODUCTS SOLD, 1939							BUTTER CHURNED ON FARMS, 1939		COWS KEPT MAINLY FOR MILK PRODUCTION, APR. 1, 1940	
	Farms reporting		Number					Whole milk sold		Cream sold		Butter sold					
	1939	1929	1939	1929	1939	1929	Farms reporting	Farms reporting	Gallons	Farms reporting	Pounds of butterfat	Farms reporting	Pounds	Farms reporting	Pounds	Farms reporting	Number
OKLAHOMA—Contd.																	
Grady																	
Total	3,458	4,126	18,527	13,858	7,237,852	5,811,148	2,295	424	1,951,261	1,843	1,018,543	122	46,240	2,825	338,657	3,538	19,175
None	xxx	xxx	xxx	xxx	xxx	xxx	xxx	xxx	xxx	xxx	xxx	xxx	xxx	xxx	xxx	156	559
1 cow	630	2,240	630	3,240	297,205	1,348,586	91	6	868	68	7,652	19	1,054	500	43,253	596	971
2 cows	638		1,272		519,506		285	27	13,092	250	47,747	17	1,505	536	57,936	620	1,698
3 cows	453		1,359		556,441		321	30	26,292	282	78,847	16	3,368	379	44,208	446	1,599
4 cows	488	1,699	1,952	7,934	824,009	3,256,325	411	45	45,100	360	148,671	18	6,590	401	50,443	481	2,161
5 to 9 cows	911		5,908		2,404,208		852	163	323,386	693	466,436	34	10,302	748	88,686	901	6,429
10 to 14 cows	225		2,508		1,083,022		220	72	301,860	152	187,238	13	15,585	179	36,778	223	2,605
15 to 19 cows	59	157	956	1,884	438,491	855,978	59	31	240,713	31	55,604	3	3,741	46	9,259	59	1,007
20 to 29 cows	34	24	764	516	405,530	202,933	34	29	332,180	5	15,328	2	4,095	26	6,991	34	823
30 to 49 cows	12	4	423	139	221,705	54,478	12	11	186,220	2	11,020	-----	-------	7	639	12	395
50 to 74 cows	6	1	315	50	176,835	32,850	6	6	171,750	------	-------	-----	-------	------	-------	6	412
75 to 99 cows	------	1	------	95	-------	60,000	------	------	-------	------	-------	-----	-------	------	-------	------	-------
100 to 199 cows	4	------	440	------	310,900	-------	4	4	309,800	------	-------	-----	-------	3	464	4	516
Grant																	
Total	1,990	2,148	9,649	9,961	3,793,785	4,146,132	1,707	120	253,477	1,593	924,540	48	9,442	1,635	146,875	2,002	10,608
None	xxx	xxx	xxx	xxx	xxx	xxx	xxx	xxx	xxx	xxx	xxx	xxx	xxx	xxx	xxx	30	97
1 cow	249	629	249	985	97,729	407,675	76	5	703	67	6,883	6	238	177	11,533	242	343
2 cows	264		528		194,119		194	10	4,915	178	34,492	10	999	217	16,559	261	668
3 cows	243		729		267,831		227	15	12,130	211	60,414	7	1,149	201	16,227	242	891
4 cows	279	1,347	1,116	6,764	416,753	2,781,629	263	15	13,446	248	103,850	4	978	227	19,612	275	1,230
5 to 9 cows	807		5,138		2,020,264		799	48	73,709	759	536,649	16	2,103	698	67,100	804	5,557
10 to 14 cows	123		1,362		544,629		123	20	60,374	109	136,092	4	3,810	98	13,147	123	1,342
15 to 19 cows	16	162	260	1,944	115,790	822,959	16	4	40,300	13	21,652	-----	-------	12	1,713	16	253
20 to 29 cows	6	7	140	143	61,670	66,025	6	1	14,000	5	12,658	1	165	4	724	6	97
30 cows and over	3	3	127	125	75,000	67,844	3	2	33,900	3	11,850	-----	-------	1	260	3	130
Greer																	
Total	1,468	1,952	6,364	5,768	3,060,237	2,725,964	1,151	144	231,764	1,051	590,665	85	26,916	1,347	162,188	1,470	6,881
None	xxx	xxx	xxx	xxx	xxx	xxx	xxx	xxx	xxx	xxx	xxx	xxx	xxx	xxx	xxx	38	79
1 cow	257	1,158	257	1,682	146,505	871,033	68	15	2,830	44	5,262	19	2,094	232	23,199	243	362
2 cows	252		504		245,240		175	19	8,187	159	29,343	11	1,068	227	23,106	242	594
3 cows	189		567		272,424		164	12	7,545	157	51,501	14	2,648	174	18,011	185	635
4 cows	226	743	904	3,351	441,851	1,513,485	211	20	24,187	201	86,719	11	1,804	206	22,484	222	1,014
5 to 9 cows	441		2,821		1,366,154		432	49	86,416	403	298,463	21	11,717	417	58,449	438	2,929
10 to 14 cows	78		881		378,593		76	20	44,129	66	78,631	8	6,410	69	13,589	78	863
15 to 19 cows	20	45	314	557	137,865	241,012	20	5	26,230	17	30,406	1	1,175	18	2,744	20	311
20 to 29 cows	5	3	116	65	71,625	35,764	5	4	32,240	4	10,340	-----	-------	4	606	4	94
30 to 49 cows	------	3	------	113	-------	64,670	------	------	-------	------	-------	-----	-------	------	-------	------	-------
Harmon																	
Total	1,110	1,574	3,743	3,989	1,460,441	1,774,574	820	52	53,539	762	268,709	68	15,195	1,020	125,489	1,096	4,309
None	xxx	xxx	xxx	xxx	xxx	xxx	xxx	xxx	xxx	xxx	xxx	xxx	xxx	xxx	xxx	20	71
1 cow	202	1,035	202	1,552	96,488	742,095	69	10	2,317	57	4,898	8	437	177	15,516	188	332
2 cows	278		556		224,640		186	9	1,950	171	29,487	17	1,878	255	28,191	268	631
3 cows	207		621		228,907		174	5	1,370	165	42,754	10	1,595	192	22,972	206	739
4 cows	182	513	728	2,093	270,871	877,759	156	9	2,715	147	55,695	12	2,913	170	22,194	178	817
5 to 9 cows	216		1,323		512,527		210	10	6,561	203	117,360	16	6,591	201	31,170	212	1,459
10 to 14 cows	22		248		96,133		22	7	20,416	17	16,635	5	1,781	22	4,892	21	204
15 cows and over	3	26	65	344	30,875	154,720	3	2	18,210	2	1,880	-----	-------	3	554	3	56
Harper																	
Total	791	1,018	4,668	6,564	2,049,383	2,896,033	675	27	42,138	658	515,459	12	1,225	705	64,081	786	5,128
None	xxx	xxx	xxx	xxx	xxx	xxx	xxx	xxx	xxx	xxx	xxx	xxx	xxx	xxx	xxx	12	65
1 cow	82	203	82	306	38,639	116,078	16	3	460	12	1,016	2	75	50	3,018	79	119
2 cows	72		144		60,907		45	1	408	40	6,704	5	591	63	5,166	70	175
3 cows	87		261		108,719		67	2	320	66	22,338	------	-------	74	6,267	85	300
4 cows	93	618	372	3,615	161,461	1,572,978	90	1	137	90	39,433	-----	-------	84	7,439	89	435
5 to 9 cows	336		2,259		1,002,805		336	11	5,725	332	264,923	3	454	322	29,182	331	2,485
10 to 14 cows	90	182	1,013	2,218	431,991	1,004,362	90	6	14,549	87	114,895	2	105	84	9,126	90	1,022
15 to 19 cows	24		391		175,157		24	2	15,739	24	45,365	------	-------	21	2,817	23	395
20 to 29 cows	7	11	146	247	69,704	113,215	7	1	4,800	7	20,785	------	-------	7	1,066	7	132
30 to 49 cows	------	3	------	118	-------	60,200	------	------	-------	------	-------	------	-------	------	-------	------	-------
50 to 74 cows	------	1	------	60	-------	29,200	------	------	-------	------	-------	------	-------	------	-------	------	-------
Haskell																	
Total	1,712	1,709	5,820	3,975	1,920,035	1,777,385	759	32	39,043	716	270,956	48	4,855	1,589	184,780	1,740	6,772
None	xxx	xxx	xxx	xxx	xxx	xxx	xxx	xxx	xxx	xxx	xxx	xxx	xxx	xxx	xxx	48	81
1 cow	397	1,247	397	1,718	160,816	786,799	44	2	165	33	1,956	10	502	362	31,394	388	651
2 cows	463		926		310,331		100	2	710	90	10,577	13	602	444	51,617	459	1,197
3 cows	278		834		265,741		134	6	1,187	130	25,582	6	472	268	33,603	275	983
4 cows	168	435	672	1,898	226,003	822,920	112	4	1,430	105	28,516	8	1,023	152	20,243	166	702
5 to 9 cows	333		2,080		644,704		296	8	16,290	288	125,063	7	1,665	296	38,949	331	2,231
10 to 14 cows	61	24	681	273	224,990	127,941	61	9	12,861	58	56,518	2	11	57	6,974	61	637
15 to 19 cows	5		75		26,100		5	------	-------	5	6,796	------	-------	5	892	5	96
20 to 29 cows	7	1	155	24	61,350	10,950	7	1	5,400	7	15,948	1	580	5	1,108	7	194
30 to 49 cows	------	2	------	62	-------	28,775	------	------	-------	------	-------	------	-------	------	-------	------	-------

TABLE 19.—COWS MILKED AND MILK PRODUCED, 1939 AND 1929; DAIRY PRODUCTS SOLD AND BUTTER CHURNED, 1939; AND COWS KEPT FOR MILK APR. 1, 1940; BY NUMBER OF COWS MILKED, BY COUNTIES—Continued

(For explanation and definitions, see text)

STATE OR COUNTY AND NUMBER OF COWS MILKED	COWS MILKED				MILK PRODUCED (GALLONS)		DAIRY PRODUCTS SOLD, 1939							BUTTER CHURNED ON FARMS, 1939		COWS KEPT MAINLY FOR MILK PRODUCTION, APR. 1, 1940	
	Farms reporting		Number					Whole milk sold		Cream sold		Butter sold					
	1939	1929	1939	1929	1939	1929	Farms reporting	Farms reporting	Gallons	Farms reporting	Pounds of butterfat	Farms reporting	Pounds	Farms reporting	Pounds	Farms reporting	Number
OKLAHOMA—Contd.																	
Hughes																	
Total	2,334	2,408	6,958	6,704	2,457,011	2,834,273	1,055	101	179,128	903	267,724	124	17,286	2,135	272,080	2,395	8,212
None	xxx	xxx	xxx	xxx	xxx	xxx	xxx	xxx	xxx	xxx	xxx	xxx	xxx	xxx	xxx	110	308
1 cow	635	1,588	635	2,248	280,633	948,828	94	10	896	67	6,104	25	1,529	568	54,947	608	1,041
2 cows	668		1,336		470,478		233	18	6,404	194	21,744	40	3,355	619	74,309	656	1,635
3 cows	364		1,092		352,097		196	14	4,719	178	30,467	18	1,753	341	47,257	359	1,216
4 cows	271	740	1,084	3,224	354,700	1,297,630	188	9	8,860	171	49,988	13	2,642	255	36,452	271	1,148
5 to 9 cows	339		2,088		677,197		288	31	45,941	251	115,733	25	6,694	311	48,695	335	2,084
10 to 14 cows	44		481		191,025		44	12	50,158	34	35,969	1	104	32	4,397	43	521
15 to 19 cows	7	63	109	786	54,406	321,920	6	3	14,550	5	5,896	1	104	4	2,815	7	90
20 cows and over	6	17	153	466	76,475	265,895	6	4	47,600	3	1,823	1	1,105	5	3,208	6	169
Jackson																	
Total	1,769	2,490	6,561	5,691	3,237,535	2,702,505	1,375	102	251,458	1,225	536,380	170	43,642	1,616	219,441	1,778	7,450
None	xxx	xxx	xxx	xxx	xxx	xxx	xxx	xxx	xxx	xxx	xxx	xxx	xxx	xxx	xxx	43	128
1 cow	345	1,796	345	2,518	197,573	1,269,268	129	18	4,035	97	11,200	29	3,055	305	31,126	327	560
2 cows	362		724		355,689		251	10	2,536	225	42,458	31	3,654	329	40,232	357	869
3 cows	275		825		394,739		243	11	6,295	221	64,659	35	6,663	261	36,241	270	940
4 cows	259	660	1,036	2,732	489,140	1,200,449	245	12	8,363	228	93,167	27	6,645	244	33,320	258	1,125
5 to 9 cows	470		2,861		1,386,809		449	31	60,652	414	271,557	39	15,577	433	65,873	465	2,959
10 to 14 cows	40	32	439	376	219,010	175,788	40	11	62,647	29	31,183	7	3,647	31	6,113	40	443
15 to 19 cows	11		181		107,100		11	5	35,650	8	18,156	1	1	9	1,601	11	196
20 to 29 cows	7	1	150	20	87,475	19,000	7	4	51,280	3	4,000	1	4,400	4	4,935	7	230
30 to 49 cows	------	1	------	45	------	38,000	------	------	------	------	------	------	------	------	------	------	------
Jefferson																	
Total	1,433	1,725	6,296	6,675	2,390,097	2,414,069	816	46	45,927	769	382,082	64	20,265	1,211	162,551	1,460	7,012
None	xxx	xxx	xxx	xxx	xxx	xxx	xxx	xxx	xxx	xxx	xxx	xxx	xxx	xxx	xxx	50	207
1 cow	232	769	232	1,162	102,603	465,519	30	7	373	22	1,385	6	99	186	16,971	222	390
2 cows	299		598		214,157		95	7	1,180	82	13,347	12	508	250	27,861	290	774
3 cows	193		579		194,691		88	4	1,327	86	18,219	6	852	161	20,576	192	684
4 cows	167	848	668	3,994	245,131	1,437,238	105	4	1,582	97	34,143	11	1,262	147	19,746	167	754
5 to 9 cows	434		2,800		1,093,522		395	17	9,721	385	205,037	20	7,754	374	54,461	431	2,894
10 to 14 cows	89	93	1,015	1,129	359,363	381,918	85	3	4,589	82	76,054	7	5,190	78	15,010	89	943
15 to 19 cows	6		101		43,390		6	3	19,655	3	8,184	-----	-------	5	666	6	83
20 cows and over	13	15	303	390	137,240	129,394	12	1	7,500	12	25,713	2	4,600	10	7,260	13	283
Johnston																	
Total	1,502	1,232	5,344	3,603	1,808,763	1,434,141	602	64	180,711	509	198,944	63	8,991	1,284	164,884	1,539	6,344
None	xxx	xxx	xxx	xxx	xxx	xxx	xxx	xxx	xxx	xxx	xxx	xxx	xxx	xxx	xxx	86	321
1 cow	398	770	398	1,071	171,317	429,294	32	4	760	18	1,852	12	1,024	342	33,138	367	631
2 cows	367		734		260,265		93	10	2,118	73	11,219	19	1,847	320	37,638	357	872
3 cows	221		663		209,556		96	8	1,555	79	12,936	14	1,723	197	27,605	217	773
4 cows	152	406	608	1,795	182,536	715,980	95	6	5,185	87	21,556	7	1,336	131	19,726	150	691
5 to 9 cows	284		1,741		558,106		210	18	31,508	190	92,065	9	2,776	232	37,044	284	1,887
10 to 14 cows	54	50	629	595	192,659	213,615	51	9	25,785	44	31,969	2	285	44	5,742	54	587
15 to 19 cows	17		277		85,825		16	3	11,800	13	15,667	-----	-------	13	3,353	15	239
20 to 29 cows	4	5	92	104	39,950	59,252	4	2	21,751	3	3,760	-----	-------	3	426	4	109
30 cows and over	5	1	202	38	108,549	16,000	5	4	80,249	2	7,920	-----	-------	2	212	5	234
Kay																	
Total	2,263	2,213	11,715	10,108	4,928,908	4,538,293	1,720	452	1,307,655	1,354	740,944	85	18,739	1,655	169,160	2,221	12,481
None	xxx	xxx	xxx	xxx	xxx	xxx	xxx	xxx	xxx	xxx	xxx	xxx	xxx	xxx	xxx	25	95
1 cow	331	785	331	1,174	167,965	508,360	59	12	4,008	49	4,953	12	875	243	20,099	309	440
2 cows	301		602		262,128		158	25	10,915	135	29,559	9	830	238	22,416	290	701
3 cows	258		774		334,391		204	31	32,769	177	57,365	15	2,460	205	20,867	249	890
4 cows	247	1,247	988	6,283	408,851	2,701,536	213	47	50,999	173	72,288	14	3,878	194	20,972	242	1,110
5 to 9 cows	882		5,720		2,273,673		843	200	384,405	687	434,490	30	8,814	644	68,951	865	5,973
10 to 14 cows	185	155	2,073	1,833	818,879	797,157	184	90	301,931	114	119,751	4	782	109	12,283	194	2,052
15 to 19 cows	37		594		291,265		37	26	196,526	12	18,256	1	1,100	17	3,174	36	589
20 to 29 cows	15	16	339	358	170,002	209,420	15	14	142,800	3	2,827	-----	-------	3	275	15	362
30 cows and over	7	10	294	460	201,754	323,820	7	7	183,304	4	1,455	-----	-------	2	123	6	269
Kingfisher																	
Total	1,957	2,031	10,226	9,052	4,433,731	3,555,698	1,552	84	249,177	1,488	1,048,044	31	6,723	1,678	146,308	1,991	11,723
None	xxx	xxx	xxx	xxx	xxx	xxx	xxx	xxx	xxx	xxx	xxx	xxx	xxx	xxx	xxx	64	223
1 cow	297	676	297	1,004	142,045	419,402	41	2	180	38	4,176	1	52	221	14,182	280	451
2 cows	221		442		179,538		126	10	4,215	116	22,813	3	256	191	13,480	215	635
3 cows	200		600		255,021		174	6	2,336	169	53,117	3	293	166	13,312	198	734
4 cows	214	1,218	856	6,292	354,416	2,447,946	199	15	8,883	189	85,426	7	1,186	195	17,813	213	993
5 to 9 cows	815		5,327		2,254,290		803	26	40,299	781	599,702	16	4,836	723	68,327	813	6,034
10 to 14 cows	172	128	1,908	1,508	861,459	550,915	171	9	26,835	167	220,038	1	100	154	15,922	170	1,881
15 to 19 cows	23		366		161,498		23	5	36,697	19	38,747	-----	-------	20	2,638	23	400
20 to 29 cows	10	5	232	110	106,504	52,560	10	7	50,882	5	13,471	-----	-------	6	518	10	199
30 to 49 cows	5	4	198	138	118,960	84,875	5	4	79,250	4	10,754	-----	-------	2	118	5	173
Kiowa																	
Total	2,226	2,859	11,730	10,784	5,771,340	4,701,076	1,773	88	245,625	1,708	1,309,472	89	13,252	1,963	201,054	2,250	12,869
None	xxx	xxx	xxx	xxx	xxx	xxx	xxx	xxx	xxx	xxx	xxx	xxx	xxx	xxx	xxx	70	257
1 cow	354	1,350	354	1,967	172,850	916,700	82	8	2,410	64	4,542	16	1,095	306	23,563	334	519
2 cows	272		544		245,411		161	5	2,015	152	33,988	8	811	235	22,781	264	730
3 cows	194		582		272,057		155	4	2,072	152	48,225	7	882	171	18,154	191	681
4 cows	228	1,348	912	6,819	442,930	2,874,837	216	5	4,313	214	97,629	7	446	202	18,480	226	1,097
5 to 9 cows	934		6,264		3,109,916		916	35	52,822	900	777,799	22	5,746	854	89,190	924	6,608
10 to 14 cows	203	147	2,267	1,850	1,113,083	733,494	202	23	64,920	192	264,776	8	3,522	180	24,451	200	2,260
15 to 19 cows	24		387		191,420		24	1	10,400	23	52,551	1	770	22	2,750	24	368
20 to 29 cows	14	11	322	245	171,873	119,865	14	5	62,923	10	28,982	-----	-------	12	1,585	14	255
30 to 49 cows	3	3	98	103	52,100	56,180	3	2	43,750	1	1,000	-----	-------	1	100	3	114

TABLE 19.—COWS MILKED AND MILK PRODUCED, 1939 AND 1929; DAIRY PRODUCTS SOLD AND BUTTER CHURNED, 1939; AND COWS KEPT FOR MILK APR. 1, 1940; BY NUMBER OF COWS MILKED, BY COUNTIES—Continued

(For explanation and definitions, see text)

STATE OR COUNTY AND NUMBER OF COWS MILKED	COWS MILKED				MILK PRODUCED (GALLONS)		DAIRY PRODUCTS SOLD, 1939							BUTTER CHURNED ON FARMS, 1939		COWS KEPT MAINLY FOR MILK PRODUCTION, APR. 1, 1940	
	Farms reporting		Number					Whole milk sold		Cream sold		Butter sold					
	1939	1929	1939	1929	1939	1929	Farms reporting	Farms reporting	Gallons	Farms reporting	Pounds of butterfat	Farms reporting	Pounds	Farms reporting	Pounds	Farms reporting	Number
OKLAHOMA—Contd.																	
Latimer																	
Total	1,052	980	3,221	2,657	1,108,932	858,019	291	41	93,984	227	99,946	55	5,550	934	130,559	1,019	3,715
None	xxx	xxx	xxx	xxx	xxx	xxx	xxx	xxx	xxx	xxx	xxx	xxx	xxx	xxx	xxx	34	88
1 cow	350	618	350	903	141,122	320,675	18	2	24	10	1,069	8	356	296	32,038	309	438
2 cows	290		580		184,337		36	———	———	23	3,473	13	634	265	35,792	275	745
3 cows	136		408		127,208		42	8	6,160	25	5,008	14	1,817	123	20,701	131	556
4 cows	95	315	380	1,422	118,565	429,960	50	10	2,720	43	12,580	9	674	87	13,187	93	443
5 to 9 cows	145		924		269,464		109	13	15,327	97	39,776	10	1,861	134	23,743	141	906
10 to 14 cows	29	28	330	312	120,189	103,514	29	4	14,323	25	23,528	1	208	26	4,578	29	322
15 to 19 cows	1		18		7,800		1	———	———	1	1,848	———	———	———	———	1	16
20 to 29 cows	2	1	48	20	31,580	3,870	2	———	———	2	10,424	———	———	1	208	2	60
30 cows and over	4	———	185	———	110,687	———	4	4	55,410	1	2,240	———	———	2	314	4	141
Le Flore																	
Total	3,492	3,291	9,993	7,502	2,988,137	2,756,537	1,160	58	89,403	974	262,618	232	20,503	3,297	384,159	3,515	11,372
None	xxx	xxx	xxx	xxx	xxx	xxx	xxx	xxx	xxx	xxx	xxx	xxx	xxx	xxx	xxx	123	270
1 cow	1,065	2,427	1,065	3,358	404,477	1,372,750	106	10	575	66	4,733	41	1,776	988	87,204	1,020	1,508
2 cows	1,033		2,066		632,286		241	13	2,361	171	18,642	81	5,408	987	122,891	1,000	2,423
3 cows	518		1,554		427,672		195	7	1,591	164	21,735	42	2,195	501	63,592	509	1,741
4 cows	328	808	1,312	3,434	347,244	1,111,894	179	6	2,120	165	35,981	20	1,692	320	38,497	323	1,425
5 to 9 cows	469		2,902		809,428		362	12	8,801	337	124,547	42	7,430	432	61,898	461	2,893
10 to 14 cows	56	52	630	590	170,512	209,143	54	2	6,820	52	31,639	2	412	52	7,605	56	592
15 to 19 cows	14		251		90,758		14	3	23,060	12	14,774	———	———	11	870	14	276
20 cows and over	9	4	233	120	105,760	62,750	9	5	44,075	7	10,565	4	1,590	6	1,602	9	244
Lincoln																	
Total	3,347	3,734	14,822	12,911	6,016,851	5,553,963	2,590	193	328,629	2,407	1,270,267	110	33,331	2,948	281,597	3,362	16,839
None	xxx	xxx	xxx	xxx	xxx	xxx	xxx	xxx	xxx	xxx	xxx	xxx	xxx	xxx	xxx	86	288
1 cow	552	1,733	552	2,544	232,464	1,106,209	135	10	1,716	115	12,378	17	1,090	455	31,626	514	828
2 cows	568		1,136		420,333		341	18	6,734	324	56,885	13	874	498	42,331	559	1,500
3 cows	363		1,089		416,878		306	10	5,864	295	77,927	11	1,227	325	26,360	355	1,340
4 cows	461	1,870	1,844	8,699	736,691	3,732,797	432	27	13,722	407	160,732	13	2,760	408	37,586	459	2,119
5 to 9 cows	1,198		7,602		3,095,572		1,171	91	123,938	1,088	740,697	39	11,483	1,086	108,486	1,185	8,008
10 to 14 cows	161	121	1,781	1,441	758,334	634,469	161	28	82,265	146	162,871	12	8,817	140	21,957	161	1,865
15 to 19 cows	35		589		236,189		35	9	54,690	25	45,217	3	2,830	28	6,646	34	619
20 cows and over	9	10	229	227	122,390	80,488	9	2	39,700	7	13,560	2	4,250	8	6,605	9	274
Logan																	
Total	1,927	2,075	9,264	8,003	3,567,020	3,039,419	1,441	195	420,060	1,257	728,248	63	13,673	1,507	137,549	1,953	10,949
None	xxx	xxx	xxx	xxx	xxx	xxx	xxx	xxx	xxx	xxx	xxx	xxx	xxx	xxx	xxx	60	237
1 cow	352	938	352	1,363	151,067	560,348	72	7	1,783	58	6,106	9	464	262	19,135	337	639
2 cows	287		574		218,460		156	25	11,026	132	23,271	11	1,695	225	19,306	282	756
3 cows	211		633		252,423		179	17	9,729	160	44,253	9	971	179	15,812	207	826
4 cows	208	1,026	824	5,169	290,785	1,873,192	187	11	8,959	172	58,999	11	2,024	159	15,420	203	965
5 to 9 cows	687		4,531		1,734,082		664	85	152,821	589	391,442	16	5,182	537	51,141	681	5,038
10 to 14 cows	149	100	1,678	1,192	623,194	449,429	148	35	118,159	122	155,571	5	1,662	120	12,701	148	1,760
15 to 19 cows	25		402		149,535		25	8	32,807	19	34,371	2	1,675	19	3,376	25	449
20 cows and over	10	11	270	279	147,474	156,450	10	7	84,796	5	14,255	———	———	6	658	10	279
Love																	
Total	1,275	1,187	4,213	3,751	1,302,761	1,315,525	420	49	46,659	345	112,046	47	8,337	1,145	150,104	1,288	5,260
None	xxx	xxx	xxx	xxx	xxx	xxx	xxx	xxx	xxx	xxx	xxx	xxx	xxx	xxx	xxx	41	145
1 cow	285	725	285	1,065	113,208	410,960	19	2	515	9	800	8	334	240	21,852	273	521
2 cows	357		714		225,499		59	6	940	42	4,539	13	1,382	335	38,143	347	1,026
3 cows	189		567		170,696		61	9	4,635	48	6,669	8	970	177	24,899	187	676
4 cows	161	393	644	1,770	183,232	613,065	80	6	4,380	71	14,509	5	1,008	149	21,735	161	762
5 to 9 cows	242		1,463		424,466		162	15	11,415	142	49,397	11	2,503	215	36,386	241	1,620
10 to 14 cows	30	64	331	784	104,335	231,042	30	8	11,849	24	19,257	2	2,140	20	5,705	29	323
15 to 19 cows	2		30		9,300		2	———	———	2	3,125	———	———	2	250	2	21
20 to 29 cows	4	2	86	40	40,500	21,680	4	1	500	3	9,600	———	———	4	845	4	73
30 to 49 cows	3	3	93	92	31,525	36,780	3	2	12,425	2	4,150	———	———	3	509	3	93
McClain																	
Total	2,068	2,469	7,526	6,738	3,418,979	2,890,430	1,291	172	400,474	1,088	489,569	117	23,004	1,890	229,648	2,054	8,808
None	xxx	xxx	xxx	xxx	xxx	xxx	xxx	xxx	xxx	xxx	xxx	xxx	xxx	xxx	xxx	39	125
1 cow	489	1,564	489	2,213	258,139	1,012,231	119	18	2,740	88	9,595	35	2,689	428	37,778	464	776
2 cows	476		952		441,744		233	12	3,276	200	37,913	33	4,576	444	52,107	464	1,187
3 cows	310		930		455,805		214	19	16,325	197	60,471	8	1,847	282	35,923	306	1,094
4 cows	250	840	1,000	3,695	444,993	1,525,323	209	28	22,145	179	66,008	15	4,087	236	30,081	248	1,223
5 to 9 cows	447		2,811		1,215,003		420	64	124,049	354	230,996	25	8,755	412	61,140	440	3,028
10 to 14 cows	63	58	708	684	287,925	280,461	65	12	37,179	53	56,626	2	1,000	59	9,679	60	659
15 to 19 cows	19		304		160,345		19	10	87,845	10	16,496	———	———	18	2,122	19	294
20 to 29 cows	11	7	242	146	134,075	72,415	11	6	74,165	7	11,464	1	50	10	2,088	11	319
30 to 49 cows	3	———	90	———	40,950	———	3	3	32,750	———	———	———	———	1	730	3	103
McCurtain																	
Total	3,524	2,699	8,161	6,219	2,321,912	2,075,686	635	80	82,430	286	111,526	340	32,278	3,113	468,896	3,500	10,055
None	xxx	xxx	xxx	xxx	xxx	xxx	xxx	xxx	xxx	xxx	xxx	xxx	xxx	xxx	xxx	253	510
1 cow	1,245	2,010	1,245	2,854	477,378	1,114,383	105	17	1,457	11	2,280	89	5,175	1,160	125,746	1,203	1,798
2 cows	1,062		2,124		598,402		136	17	3,089	28	4,754	101	7,855	1,014	149,943	1,045	2,660
3 cows	430		1,290		331,314		91	8	591	33	6,808	61	6,725	412	77,889	425	1,471
4 cows	244	655	976	2,802	230,147	768,774	70	6	1,170	41	8,846	51	5,056	252	48,229	258	1,080
5 to 9 cows	286		1,751		463,104		178	18	14,964	133	61,507	47	7,240	249	55,715	283	1,829
10 to 14 cows	36	47	394	570	107,770	136,029	35	7	11,749	26	16,170	7	1,750	51	8,064	54	372
15 to 19 cows	12		188		53,432		11	4	20,750	8	4,802	3	79	9	1,620	12	163
20 to 29 cows	9	3	193	75	60,365	17,700	9	3	28,880	6	4,359	1	400	6	1,890	9	172
30 to 49 cows	———	4	———	138	———	41,000	———	———	———	———	———	———	———	———	———	———	———

TABLE 19.—COWS MILKED AND MILK PRODUCED, 1939 AND 1929; DAIRY PRODUCTS SOLD AND BUTTER CHURNED, 1939; AND COWS KEPT FOR MILK APR. 1, 1940; BY NUMBER OF COWS MILKED, BY COUNTIES—Continued

(For explanation and definitions, see text)

STATE OR COUNTY AND NUMBER OF COWS MILKED	COWS MILKED				MILK PRODUCED (GALLONS)		DAIRY PRODUCTS SOLD, 1939							BUTTER CHURNED ON FARMS, 1939		COWS KEPT MAINLY FOR MILK PRODUCTION, APR. 1, 1940	
	Farms reporting		Number					Whole milk sold		Cream sold		Butter sold					
	1939	1929	1939	1929	1939	1929	Farms reporting	Farms reporting	Gallons	Farms reporting	Pounds of butterfat	Farms reporting	Pounds	Farms reporting	Pounds	Farms reporting	Number
OKLAHOMA—Contd.																	
McIntosh																	
Total	2,283	2,236	6,930	5,246	2,307,714	2,293,477	796	73	88,601	702	262,202	49	9,256	2,010	213,239	2,301	8,133
None	xxx	xxx	xxx	xxx	xxx	xxx	xxx	xxx	xxx	xxx	xxx	xxx	xxx	xxx	xxx	80	167
1 cow	674	1,613	674	2,229	257,889	992,176	37	4	390	25	2,245	12	825	582	45,735	633	977
2 cows	623		1,246		406,435		131	9	3,705	112	14,047	12	797	547	55,904	614	1,522
3 cows	325		975		305,208		132	9	8,099	121	22,210	6	1,204	296	34,958	320	1,134
4 cows	221	586	884	2,565	265,709	1,095,867	133	11	6,880	123	34,609	5	367	196	21,942	219	987
5 to 9 cows	376		2,342		785,904		299	29	32,001	269	137,580	13	4,560	336	48,552	371	2,443
10 to 14 cows	49		529		186,331		49	8	18,570	41	33,041	-----	-------	41	5,270	49	566
15 to 19 cows	11	37	180	452	71,938	205,434	11	3	18,956	9	13,045	1	1,503	8	2,549	11	218
20 cows and over	4	-------	100	------	28,300	----------	4	-----	----------	4	5,425	-----	-------	4	329	4	119
Major																	
Total	1,883	1,760	10,493	9,292	4,513,793	3,524,763	1,685	46	133,642	1,649	1,117,954	47	4,548	1,677	128,503	1,899	11,862
None	xxx	xxx	xxx	xxx	xxx	xxx	xxx	xxx	xxx	xxx	xxx	xxx	xxx	xxx	xxx	43	159
1 cow	192	415	192	658	83,385	247,824	68	5	802	65	3,780	1	25	145	8,014	183	281
2 cows	206		412		164,197		157	6	2,126	150	25,354	8	188	175	10,565	199	549
3 cows	170		510		204,892		160	7	3,278	154	40,071	6	257	150	9,551	168	651
4 cows	225	1,168	900	6,402	373,096	2,431,035	218	4	5,360	215	88,195	3	150	203	12,744	222	1,113
5 to 9 cows	865		5,713		2,511,318		857	12	17,351	849	660,462	21	3,315	806	67,167	863	6,337
10 to 14 cows	194	163	2,135	1,897	875,965	697,409	194	7	19,645	190	239,120	6	551	176	18,197	191	2,229
15 to 19 cows	20		311		132,905		20	3	27,300	18	30,422	1	52	16	1,776	19	234
20 to 29 cows	8	12	182	265	76,840	115,527	8	1	5,124	8	22,050	-----	------	4	254	8	201
30 cows and over	3	2	158	72	91,195	32,968	3	1	52,656	2	10,500	1	10	2	235	3	108
Marshall																	
Total	1,101	1,053	4,811	3,655	1,682,525	1,586,895	452	65	282,029	366	248,620	40	6,428	889	126,423	1,102	5,459
None	xxx	xxx	xxx	xxx	xxx	xxx	xxx	xxx	xxx	xxx	xxx	xxx	xxx	xxx	xxx	42	101
1 cow	282	612	282	857	109,643	392,961	10	1	70	6	778	3	115	232	23,271	261	405
2 cows	252		504		165,864		35	5	404	20	3,223	14	1,406	226	33,583	243	716
3 cows	120		360		113,929		37	3	2,700	31	8,478	4	406	96	15,153	116	402
4 cows	104	369	416	1,736	121,341	716,163	64	5	2,260	57	17,363	5	456	80	12,531	104	478
5 to 9 cows	234		1,546		520,525		199	25	28,288	171	104,627	8	2,743	175	25,879	231	1,890
10 to 14 cows	82	59	943	728	319,533	333,591	80	17	55,187	63	75,102	1	175	62	10,138	80	918
15 to 19 cows	14		226		62,665		14	3	13,400	11	14,858	3	851	10	2,221	12	207
20 to 29 cows	7	11	158	255	80,300	109,660	7	2	11,700	6	23,153	1	60	4	802	7	146
30 cows and over	6	2	378	79	188,725	34,520	6	4	168,000	1	1,040	1	216	4	2,845	6	398
Mayes																	
Total	2,143	1,943	9,108	6,978	3,383,609	2,914,856	1,353	160	224,858	1,194	706,723	67	7,584	1,705	164,041	2,128	10,212
None	xxx	xxx	xxx	xxx	xxx	xxx	xxx	xxx	xxx	xxx	xxx	xxx	xxx	xxx	xxx	67	183
1 cow	439	976	439	1,418	160,795	597,713	57	6	1,059	40	3,907	13	788	304	22,648	393	808
2 cows	430		860		286,001		175	20	5,975	148	26,042	13	1,050	328	28,681	415	972
3 cows	260		780		246,934		184	20	6,782	166	39,788	9	1,064	196	19,894	255	851
4 cows	245	856	980	4,110	339,842	1,664,174	200	20	20,970	181	67,478	10	1,067	192	19,484	242	1,107
5 to 9 cows	600		3,831		1,421,236		568	70	91,700	508	345,133	17	3,314	532	58,016	590	4,194
10 to 14 cows	127	105	1,397	1,274	551,319	573,832	127	18	43,757	115	130,712	3	171	121	12,853	127	1,480
15 to 19 cows	26		415		165,502		26	1	5,475	25	48,438	-----	-------	21	2,634	24	439
20 to 29 cows	11	5	235	106	128,295	47,140	11	2	18,040	9	29,526	1	100	8	1,398	10	218
30 to 49 cows	5	------	171	-------	83,885	----------	5	3	30,900	4	17,699	1	50	3	433	5	160
50 to 74 cows	-------	1	------	70	----------	31,997	------	-----	----------	------	----------	-----	-------	------	----------	------	----------
Murray																	
Total	876	837	5,003	3,409	2,138,218	1,459,074	554	318	1,276,172	225	136,791	25	6,783	597	83,572	865	5,937
None	xxx	xxx	xxx	xxx	xxx	xxx	xxx	xxx	xxx	xxx	xxx	xxx	xxx	xxx	xxx	20	62
1 cow	175	441	175	623	70,767	298,394	12	1	60	7	1,227	5	333	127	13,454	156	403
2 cows	154		308		114,037		48	18	11,402	25	2,958	5	732	122	15,595	152	466
3 cows	86		258		88,220		50	26	20,572	21	5,024	7	820	62	9,398	84	318
4 cows	89	324	356	1,575	127,363	652,797	80	39	51,662	40	11,561	2	272	58	7,331	87	398
5 to 9 cows	231		1,528		585,516		223	125	282,093	99	61,852	5	4,426	153	24,249	229	1,671
10 to 14 cows	87	59	1,000	742	398,765	327,133	87	68	280,878	19	25,305	1	200	45	8,926	84	1,085
15 to 19 cows	21		343		153,540		21	16	102,850	6	12,554	-----	-------	11	1,894	20	330
20 to 29 cows	18	6	377	144	148,040	52,375	18	10	82,075	8	16,310	-----	-------	15	2,389	18	398
30 cows and over	15	7	658	325	453,972	128,375	15	15	444,582	------	----------	-----	-------	4	538	15	816
Muskogee																	
Total	2,961	3,049	11,761	9,243	4,737,785	4,112,884	1,492	396	1,427,577	1,081	445,684	168	27,616	2,570	282,767	2,979	13,628
None	xxx	xxx	xxx	xxx	xxx	xxx	xxx	xxx	xxx	xxx	xxx	xxx	xxx	xxx	xxx	129	577
1 cow	887	2,119	887	2,873	397,823	1,288,665	97	13	2,203	57	3,678	35	2,144	787	66,527	832	1,188
2 cows	672		1,344		494,994		238	31	11,542	175	21,901	55	5,472	618	69,554	648	1,748
3 cows	357		1,071		411,445		219	37	20,274	179	44,233	26	3,067	322	37,586	347	1,162
4 cows	273	783	1,092	3,479	405,051	1,367,209	212	52	40,507	186	46,169	13	2,777	257	28,254	265	1,174
5 to 9 cows	559		3,493		1,248,468		515	141	210,479	383	180,999	26	9,100	454	58,148	548	3,692
10 to 14 cows	119	104	1,332	1,383	508,848	617,980	119	53	178,377	72	80,453	7	2,566	90	13,140	117	1,337
15 to 19 cows	38		628		270,075		38	29	180,178	11	21,794	3	2,140	28	4,951	38	659
20 to 29 cows	32	28	717	580	297,634	335,810	32	22	200,840	12	14,635	2	250	23	3,504	31	721
30 to 49 cows	14	9	515	308	296,695	165,870	14	8	186,894	6	31,802	1	100	8	899	14	515
50 to 74 cows	7	4	387	215	225,505	122,750	7	7	217,720	------	----------	-----	-------	2	300	7	446
75 cows and over	3	4	295	425	181,245	234,600	3	3	178,565	------	----------	-----	-------	1	104	3	409

TABLE 19.—COWS MILKED AND MILK PRODUCED, 1939 AND 1929; DAIRY PRODUCTS SOLD AND BUTTER CHURNED, 1939; AND COWS KEPT FOR MILK APR. 1, 1940; BY NUMBER OF COWS MILKED, BY COUNTIES—Continued

(For explanation and definitions, see text)

STATE OR COUNTY AND NUMBER OF COWS MILKED	COWS MILKED				MILK PRODUCED (GALLONS)		DAIRY PRODUCTS SOLD, 1939						BUTTER CHURNED ON FARMS, 1939		COWS KEPT MAINLY FOR MILK PRODUCTION, APR. 1, 1940	
	Farms reporting		Number				Whole milk sold		Cream sold		Butter sold					
	1939	1929	1939	1929	1939	1929	Farms reporting	Farms reporting	Gallons	Farms reporting	Pounds of butterfat	Farms reporting	Pounds	Farms reporting	Pounds	Farms reporting	Number
OKLAHOMA—Contd.																	
Noble																	
Total	1,461	1,506	8,094	7,377	3,102,222	3,080,476	1,235	121	263,576	1,176	648,590	21	3,993	1,311	109,501	1,469	8,850
None	xxx	xxx	xxx	xxx	xxx	xxx	xxx	xxx	xxx	xxx	xxx	xxx	xxx	xxx	xxx	21	68
1 cow	175	438	175	657	75,754	267,168	43	6	1,444	37	3,521	-----	-------	140	8,907	170	267
2 cows	169		338		124,897		110	8	3,580	105	16,572	4	310	153	10,947	167	419
3 cows	133		399		150,673		119	9	3,059	114	26,613	-----	-------	124	8,830	132	495
4 cows	171	924	684	4,881	266,042	2,064,650	160	14	10,034	155	56,193	4	224	154	11,725	168	778
5 to 9 cows	624		4,044		1,555,247		615	47	55,365	595	351,709	10	1,794	578	50,859	624	4,333
10 to 14 cows	148	134	1,612	1,615	591,101	666,033	145	18	62,826	136	142,463	2	1,515	133	13,706	144	1,655
15 to 19 cows	26		418		173,018		26	8	41,568	22	29,367	1	150	21	2,874	26	407
20 to 29 cows	14	10	317	224	126,660	82,625	14	9	59,450	10	17,302	-----	-------	8	1,653	14	296
30 to 49 cows	3	------	107	------	40,830	----------	3	2	26,250	2	4,850	-----	-------	------	-------	3	132
Nowata																	
Total	1,481	1,166	7,178	5,182	2,661,425	2,148,844	1,013	218	654,086	818	422,722	32	4,511	1,134	103,603	1,439	8,175
None	xxx	xxx	xxx	xxx	xxx	xxx	xxx	xxx	xxx	xxx	xxx	xxx	xxx	xxx	xxx	50	170
1 cow	344	497	344	727	135,515	321,054	46	5	1,161	36	3,719	10	550	276	19,798	285	407
2 cows	241		482		175,064		119	11	4,316	106	19,036	4	410	202	17,311	229	607
3 cows	143		429		158,977		115	9	6,327	106	24,982	2	80	117	11,083	140	515
4 cows	135	567	540	2,842	194,175	1,163,082	121	15	15,274	108	38,029	2	329	101	9,344	132	658
5 to 9 cows	426		2,796		1,015,079		420	85	164,401	352	208,525	11	2,575	318	32,175	413	3,085
10 to 14 cows	136	82	1,519	1,034	541,991	415,257	136	59	180,379	85	90,527	1	52	86	9,436	135	1,620
15 to 19 cows	36		588		210,985		36	16	77,124	22	37,708	1	15	25	2,604	35	615
20 to 29 cows	17	11	368	261	174,789	126,039	17	15	157,079	2	1,971	-----	-------	7	887	17	409
30 to 49 cows	3	9	112	318	54,850	123,412	3	3	47,725	1	225	1	500	2	965	3	89
Okfuskee																	
Total	2,266	2,473	6,941	6,028	2,746,670	2,548,136	1,000	80	150,916	880	392,895	94	23,512	1,959	216,064	2,312	7,902
None	xxx	xxx	xxx	xxx	xxx	xxx	xxx	xxx	xxx	xxx	xxx	xxx	xxx	xxx	xxx	74	162
1 cow	702	1,787	702	2,452	265,911	1,051,416	71	7	751	55	5,482	16	661	601	42,170	689	1,057
2 cows	563		1,126		403,193		162	10	4,262	134	21,438	31	3,154	495	52,797	556	1,348
3 cows	317		951		331,598		182	8	1,695	168	38,209	14	3,722	270	33,040	313	1,057
4 cows	223	633	892	2,776	343,700	1,119,235	171	10	5,220	157	55,015	12	2,214	194	25,483	221	938
5 to 9 cows	408		2,476		1,036,354		361	37	51,108	322	203,284	18	5,961	355	48,673	406	2,531
10 to 14 cows	57	45	425	573	159,222	276,350	57	3	16,130	34	40,726	2	1,800	33	6,166	57	431
15 to 19 cows	5		80		33,240		5	-----	----------	5	7,086	-----	-------	4	977	5	77
20 cows and over	11	8	289	227	173,452	101,135	11	5	71,750	5	21,655	1	6,000	7	6,758	11	301
Oklahoma																	
Total	2,395	2,326	10,804	11,210	5,530,391	5,622,271	1,298	447	2,647,081	755	411,822	272	66,891	1,759	234,748	2,463	12,155
None	xxx	xxx	xxx	xxx	xxx	xxx	xxx	xxx	xxx	xxx	xxx	xxx	xxx	xxx	xxx	121	337
1 cow	880	1,214	880	1,706	455,656	851,407	183	54	9,888	74	7,627	90	7,509	670	65,343	846	1,050
2 cows	509		1,018		442,890		247	57	19,632	142	24,795	80	12,866	418	52,395	500	1,145
3 cows	227		681		281,883		139	30	22,221	105	27,852	21	2,200	180	20,437	224	736
4 cows	159	847	636	4,100	283,514	1,858,145	135	33	25,840	104	47,687	17	4,039	112	16,575	156	701
5 to 9 cows	388		2,510		1,117,129		364	111	206,755	248	185,332	46	20,037	281	49,519	385	2,717
10 to 14 cows	110	172	1,239	2,159	531,288	1,114,205	108	52	238,041	59	67,092	10	7,864	62	15,123	109	1,307
15 to 19 cows	47		770		396,857		47	35	296,090	13	23,119	2	4,616	18	7,019	47	744
20 to 29 cows	28	48	641	1,088	409,203	539,226	28	28	342,377	4	6,988	2	2,120	8	3,099	28	669
30 to 49 cows	29	32	1,027	1,148	671,056	694,298	29	29	643,296	2	570	2	4,000	5	5,308	29	1,156
50 to 74 cows	11	8	617	469	433,415	263,550	11	11	417,245	2	2,550	-----	-------	2	100	11	713
75 to 99 cows	3	4	245	340	168,000	182,740	3	3	167,000	------	----------	-----	-------	1	150	3	285
100 cows and over	4	1	540	200	339,500	138,700	4	4	260,696	2	18,230	2	1,640	2	1,680	4	595
Okmulgee																	
Total	2,202	2,177	7,075	6,555	2,634,639	2,967,187	866	215	607,178	598	221,086	151	25,662	1,918	217,281	2,267	8,052
None	xxx	xxx	xxx	xxx	xxx	xxx	xxx	xxx	xxx	xxx	xxx	xxx	xxx	xxx	xxx	109	276
1 cow	773	1,529	773	2,077	315,845	844,613	82	18	2,165	36	3,760	33	2,281	663	55,337	746	1,055
2 cows	578		1,156		410,712		163	33	9,447	112	17,314	34	2,958	517	56,043	565	1,339
3 cows	252		756		241,396		115	14	3,853	93	20,107	15	2,308	228	28,210	249	848
4 cows	200	539	800	2,408	259,440	961,205	141	22	8,120	114	37,398	14	4,219	179	23,720	199	875
5 to 9 cows	292		1,795		604,947		259	71	77,722	192	93,090	30	8,084	258	39,515	292	1,891
10 to 14 cows	58	78	634	1,009	224,544	532,500	58	21	66,135	37	30,758	4	3,112	45	8,326	58	643
15 to 19 cows	23		377		169,810		22	13	80,080	10	16,489	1	2,700	16	4,441	23	425
20 to 29 cows	15	16	342	361	146,510	253,675	15	12	119,390	3	2,020	-----	-------	8	935	15	319
30 to 49 cows	8	10	262	381	152,075	197,325	8	8	133,806	------	----------	-----	-------	3	729	8	221
50 to 74 cows	3	5	180	299	109,360	177,869	3	3	106,460	1	150	-----	-------	1	25	3	180
Osage																	
Total	1,982	1,959	10,238	9,620	4,338,069	3,997,017	1,105	250	1,303,413	880	528,796	114	18,868	1,394	165,317	2,063	11,769
None	xxx	xxx	xxx	xxx	xxx	xxx	xxx	xxx	xxx	xxx	xxx	xxx	xxx	xxx	xxx	129	372
1 cow	508	976	508	1,422	233,790	666,106	71	20	4,019	40	5,574	24	1,507	377	33,057	487	725
2 cows	366		732		275,894		114	16	3,850	91	17,806	21	2,572	284	31,706	355	904
3 cows	174		522		203,869		97	20	11,313	76	19,138	14	1,359	122	16,907	166	621
4 cows	175	729	700	3,538	270,648	1,512,725	125	11	3,930	117	45,660	14	2,168	127	16,569	175	756
5 to 9 cows	504		3,252		1,282,064		450	74	135,679	396	239,322	30	6,657	348	46,859	496	3,399
10 to 14 cows	151	161	1,649	2,054	698,934	886,050	144	41	145,887	112	117,542	9	3,305	91	13,251	151	1,780
15 to 19 cows	47		748		324,755		47	19	114,635	30	41,912	1	1,000	26	4,150	47	871
20 to 29 cows	26	34	594	773	254,345	279,771	26	21	204,100	11	16,038	1	300	12	2,187	26	648
30 to 49 cows	18	25	682	905	342,750	381,590	18	16	294,690	5	7,104	-----	-------	2	230	18	732
50 to 74 cows	8	8	440	427	237,645	122,375	8	7	179,200	2	18,700	-----	-------	3	245	8	452
75 cows and over	5	6	431	501	213,375	148,400	5	5	206,160	------	----------	-----	-------	2	156	5	509

TABLE 19.—COWS MILKED AND MILK PRODUCED, 1939 AND 1929; DAIRY PRODUCTS SOLD AND BUTTER CHURNED, 1939; AND COWS KEPT FOR MILK APR. 1, 1940; BY NUMBER OF COWS MILKED, BY COUNTIES—Continued

(For explanation and definitions, see text)

STATE OR COUNTY AND NUMBER OF COWS MILKED	COWS MILKED				MILK PRODUCED (GALLONS)		DAIRY PRODUCTS SOLD, 1939							BUTTER CHURNED ON FARMS, 1939		COWS KEPT MAINLY FOR MILK PRODUCTION, APR. 1, 1940	
	Farms reporting		Number					Whole milk sold		Cream sold		Butter sold					
	1939	1929	1939	1929	1939	1929	Farms reporting	Farms reporting	Gallons	Farms reporting	Pounds of butterfat	Farms reporting	Pounds	Farms reporting	Pounds	Farms reporting	Number
OKLAHOMA—Contd.																	
Ottawa																	
Total	1,644	1,526	6,538	6,064	2,756,293	2,777,270	1,074	369	908,003	698	291,348	101	26,322	1,289	146,100	1,715	7,700
None	xxx	xxx	xxx	xxx	xxx	xxx	xxx	xxx	xxx	xxx	xxx	xxx	xxx	xxx	xxx	100	426
1 cow	459	713	459	1,014	229,143	449,419	87	20	4,204	53	6,566	21	1,943	392	34,447	443	613
2 cows	283		566		235,745		166	25	16,298	130	24,742	17	1,950	235	24,005	276	716
3 cows	214		642		257,243		168	46	34,031	121	35,243	9	1,362	157	16,456	211	702
4 cows	178	700	712	3,349	279,329	1,396,503	161	45	51,555	117	41,307	10	2,783	135	15,892	177	818
5 to 9 cows	399		2,538		992,563		382	156	302,104	236	136,380	34	10,462	302	40,866	397	2,701
10 to 14 cows	76	90	852	1,085	385,008	555,974	76	52	232,681	31	28,843	5	2,199	47	6,559	76	927
15 to 19 cows	18		280		131,992		18	10	79,428	5	9,627	4	5,573	9	6,330	18	273
20 to 29 cows	11	14	258	301	100,080	180,424	10	10	66,408	2	2,780	1	50	9	1,324	11	246
30 to 49 cows	6	8	231	265	145,190	144,950	6	5	121,294	3	5,860	———	———	3	219	6	278
50 to 74 cows	———	1	———	50	———	50,000	———	———	———	———	———	———	———	———	———	———	———
Pawnee																	
Total	1,572	1,659	7,404	7,520	2,931,496	3,194,320	1,183	97	172,534	1,090	598,584	61	9,490	1,351	115,854	1,593	8,765
None	xxx	xxx	xxx	xxx	xxx	xxx	xxx	xxx	xxx	xxx	xxx	xxx	xxx	xxx	xxx	51	217
1 cow	271	640	271	928	125,804	418,876	57	10	1,604	44	4,496	7	480	212	14,045	259	479
2 cows	223		446		184,027		122	2	615	112	19,935	11	1,537	191	16,683	217	595
3 cows	183		549		208,786		142	17	8,432	129	32,838	17	2,490	155	13,164	179	706
4 cows	196	854	784	4,392	315,238	1,868,070	180	6	4,379	172	65,153	8	1,553	174	15,431	196	974
5 to 9 cows	552		3,547		1,375,088		535	42	50,826	502	323,345	15	1,905	495	42,895	546	3,932
10 to 14 cows	124	146	1,389	1,753	525,088	709,764	124	11	34,908	114	123,657	3	1,525	109	11,898	123	1,438
15 to 19 cows	17		274		133,550		17	5	32,480	14	23,680	———	———	13	1,427	17	293
20 cows and over	6	19	144	447	63,915	197,610	6	4	39,310	3	5,480	———	———	4	311	5	131
Payne																	
Total	2,234	2,385	11,133	9,639	4,678,988	4,208,064	1,700	355	1,195,351	1,365	695,157	81	15,885	1,832	176,937	2,258	12,903
None	xxx	xxx	xxx	xxx	xxx	xxx	xxx	xxx	xxx	xxx	xxx	xxx	xxx	xxx	xxx	66	262
1 cow	373	1,003	373	1,444	177,638	652,633	70	13	3,282	52	5,836	10	599	290	24,436	360	710
2 cows	352		704		292,097		202	26	9,521	174	32,104	17	1,217	313	27,793	342	907
3 cows	241		723		303,567		203	25	20,944	177	47,790	13	2,021	202	18,628	237	850
4 cows	247	1,243	988	6,178	409,564	2,663,537	228	36	43,789	195	77,443	7	795	200	17,893	244	1,135
5 to 9 cows	804		5,128		2,017,332		780	151	293,720	638	391,991	26	6,237	673	67,221	796	5,604
10 to 14 cows	149	125	1,654	1,557	677,571	635,249	149	53	198,251	103	104,614	6	2,716	121	15,052	146	1,689
15 to 19 cows	34		558		237,350		34	21	146,215	15	20,394	1	300	21	2,701	34	639
20 to 29 cows	21	11	477	245	251,255	126,015	21	18	194,551	6	10,350	1	2,000	8	2,830	21	536
30 to 49 cows	10	1	363	30	198,334	22,630	10	9	184,100	3	1,900	———	———	3	308	9	361
50 to 74 cows	3	1	165	65	114,300	35,000	3	3	100,978	2	2,735	———	———	1	75	3	210
75 to 99 cows	———	———	———	———	———	———	———	———	———	———	———	———	———	———	———	———	———
100 to 199 cows	———	1	———	120	———	73,000	———	———	———	———	———	———	———	———	———	———	———
Pittsburg																	
Total	2,920	2,744	9,683	8,071	3,623,718	3,020,580	1,177	288	649,018	855	336,624	165	21,697	2,541	307,177	2,985	11,932
None	xxx	xxx	xxx	xxx	xxx	xxx	xxx	xxx	xxx	xxx	xxx	xxx	xxx	xxx	xxx	175	456
1 cow	958	1,741	938	2,425	399,399	956,816	91	18	2,266	38	3,192	50	3,419	826	76,633	891	1,448
2 cows	728		1,456		534,056		178	32	10,637	121	16,605	48	4,054	666	78,302	704	2,027
3 cows	386		1,158		398,061		180	41	16,172	134	28,456	15	1,714	340	42,692	373	1,510
4 cows	264	915	1,056	4,163	378,390	1,474,800	177	33	18,916	148	45,568	17	1,912	225	32,014	259	1,215
5 to 9 cows	467		2,922		1,007,812		414	101	132,942	331	157,232	20	4,372	388	55,734	453	3,051
10 to 14 cows	90	71	987	862	313,414	290,804	90	32	81,140	59	46,170	7	1,700	66	12,178	84	912
15 to 19 cows	21		351		154,730		21	11	73,155	11	16,537	2	916	12	2,920	21	371
20 to 29 cows	18	10	382	220	164,285	113,460	18	12	93,570	9	14,358	3	1,235	13	2,823	17	400
30 to 49 cows	4	5	137	203	73,930	86,200	4	4	64,152	2	2,595	1	25	3	400	4	144
50 cows and over	4	2	296	198	199,641	98,500	4	4	156,068	2	5,911	2	2,350	2	3,481	4	398
Pontotoc																	
Total	2,256	2,218	8,503	6,901	3,428,252	3,123,885	1,302	131	482,185	1,051	438,370	257	56,860	2,095	311,446	2,304	9,597
None	xxx	xxx	xxx	xxx	xxx	xxx	xxx	xxx	xxx	xxx	xxx	xxx	xxx	xxx	xxx	99	294
1 cow	570	1,449	570	2,096	271,269	973,484	119	12	2,112	56	5,084	60	4,044	527	55,876	543	983
2 cows	568		1,136		457,284		233	17	7,215	183	27,838	56	5,692	531	70,536	558	1,386
3 cows	297		891		339,062		203	9	2,802	179	40,731	42	4,574	283	40,345	294	1,000
4 cows	238	664	952	2,958	362,024	1,306,149	193	15	7,044	166	52,926	34	5,904	229	37,463	237	1,029
5 to 9 cows	457		2,900		1,070,670		428	39	51,362	370	188,446	58	30,411	420	84,401	451	2,951
10 to 14 cows	74	73	813	916	311,488	410,025	74	13	45,370	61	60,933	5	4,635	68	14,014	74	801
15 to 19 cows	28		451		195,165		28	11	87,930	21	27,862	1	400	21	3,901	27	466
20 to 29 cows	11	20	251	437	95,940	180,057	11	3	17,020	9	25,460	———	———	10	1,776	10	190
30 to 49 cows	10	10	355	364	205,150	187,670	10	9	159,830	5	7,290	1	1,200	5	3,030	8	286
50 to 74 cows	3	2	184	130	120,200	66,500	3	3	101,500	1	1,800	———	———	1	104	3	211
Pottawatomie																	
Total	3,096	3,153	11,508	9,880	5,374,685	4,586,506	1,865	584	1,751,090	1,145	473,551	270	78,788	2,480	330,207	3,136	13,342
None	xxx	xxx	xxx	xxx	xxx	xxx	xxx	xxx	xxx	xxx	xxx	xxx	xxx	xxx	xxx	107	243
1 cow	891	1,907	891	2,706	465,976	1,273,550	186	34	6,121	93	9,701	65	5,561	714	69,752	851	1,292
2 cows	721		1,442		617,419		372	68	28,947	254	41,088	76	9,088	613	74,266	704	1,763
3 cows	402		1,206		479,271		303	75	61,655	208	51,419	30	4,642	340	39,564	397	1,408
4 cows	301	1,122	1,204	5,087	517,333	2,233,441	263	75	91,553	176	64,101	30	10,625	237	35,885	299	1,336
5 to 9 cows	596		3,746		1,623,652		556	220	425,997	339	216,436	53	27,089	455	75,614	594	3,961
10 to 14 cows	117	90	1,320	1,152	590,200	558,085	117	55	216,257	61	70,967	12	11,953	87	22,117	116	1,357
15 to 19 cows	33		533		302,598		33	23	218,866	10	15,924	3	9,750	19	11,418	33	593
20 to 29 cows	20	25	474	581	264,203	282,605	20	19	229,937	3	3,215	———	———	8	643	20	512
30 to 49 cows	12	7	462	244	331,535	159,625	12	12	301,187	1	700	1	100	5	744	12	549
50 cows and over	3	2	230	110	182,500	79,200	3	3	170,570	———	———	———	———	2	204	3	328

TABLE 19.—COWS MILKED AND MILK PRODUCED, 1939 AND 1929; DAIRY PRODUCTS SOLD AND BUTTER CHURNED, 1939; AND COWS KEPT FOR MILK APR. 1, 1940; BY NUMBER OF COWS MILKED, BY COUNTIES—Continued

(For explanation and definitions, see text)

STATE OR COUNTY AND NUMBER OF COWS MILKED	COWS MILKED				MILK PRODUCED (GALLONS)		DAIRY PRODUCTS SOLD, 1939						BUTTER CHURNED ON FARMS, 1939		COWS KEPT MAINLY FOR MILK PRODUCTION, APR. 1, 1940	
	Farms reporting		Number					Whole milk sold		Cream sold		Butter sold				
	1939	1929	1939	1929	1939	1929	Farms reporting	Farms reporting	Gallons	Farms reporting	Pounds of butterfat	Farms reporting	Pounds	Farms reporting	Pounds	Farms reporting	Number
OKLAHOMA—Contd.																	
Pushmataha																	
Total	1,611	1,273	5,110	3,728	1,288,403	1,016,342	319	35	52,362	210	75,654	107	9,950	1,520	192,487	1,652	5,587
None	xxx	xxx	xxx	xxx	xxx	xxx	xxx	xxx	xxx	xxx	xxx	xxx	xxx	xxx	xxx	94	232
1 cow	385	757	385	1,136	136,455	375,241	23	4	515	1	80	19	885	351	32,285	369	560
2 cows	471		942		240,388		35	4	305	10	951	23	1,442	455	49,037	452	1,171
3 cows	265		795		178,781		37	5	695	18	3,582	20	2,316	254	33,311	257	894
4 cows	174	480	696	2,093	145,312	525,261	30	5	1,335	16	2,124	16	1,045	169	24,757	171	691
5 to 9 cows	260		1,594		374,510		143	12	23,792	120	38,431	23	2,355	242	42,960	255	1,472
10 to 14 cows	45	31	500	364	143,982	73,965	40	3	17,440	34	16,944	5	1,899	41	8,942	43	403
15 to 19 cows	8		124		33,295		8	1	4,630	8	4,494	1	8	7	1,091	8	107
20 cows and over	3	5	74	135	35,680	41,875	3	1	3,650	3	9,048	—	—	1	104	3	57
Roger Mills																	
Total	1,608	1,970	9,018	9,586	4,116,755	3,585,406	1,355	57	48,614	1,314	998,665	25	2,997	1,483	149,229	1,651	10,262
None	xxx	xxx	xxx	xxx	xxx	xxx	xxx	xxx	xxx	xxx	xxx	xxx	xxx	xxx	xxx	65	255
1 cow	152	626	152	947	71,979	377,960	31	9	3,241	20	1,588	5	319	134	10,290	145	279
2 cows	168		336		135,899		94	13	5,052	83	16,652	4	400	150	14,008	164	463
3 cows	137		411		168,632		108	5	2,320	103	30,477	2	535	126	13,450	137	533
4 cows	198	1,127	792	5,831	366,433	2,173,028	186	3	1,725	182	87,807	3	424	179	16,150	196	937
5 to 9 cows	765		4,998		2,298,662		749	18	13,011	743	582,391	8	814	717	73,630	756	5,440
10 to 14 cows	155	206	1,750	2,532	788,221	952,228	154	6	9,655	153	211,128	2	155	147	17,755	155	1,765
15 to 19 cows	26		418		192,119		26	2	3,657	24	47,262	1	350	23	3,240	26	421
20 to 29 cows	7	9	161	208	94,810	79,240	7	1	9,955	6	21,360	—	—	7	706	7	169
30 to 49 cows	—	2	—	68	—	22,950	—	—	—	—	—	—	—	—	—	—	—
Rogers																	
Total	1,953	1,728	9,178	6,429	3,671,041	2,940,009	1,234	150	991,326	1,073	539,151	59	10,937	1,519	153,391	1,969	9,490
None	xxx	xxx	xxx	xxx	xxx	xxx	xxx	xxx	xxx	xxx	xxx	xxx	xxx	xxx	xxx	78	222
1 cow	473	942	473	1,329	169,071	592,237	64	4	1,000	48	4,315	14	519	366	27,468	449	624
2 cows	375		750		261,844		177	8	3,215	163	27,617	13	1,445	298	28,200	360	850
3 cows	261		783		295,631		205	15	8,202	187	55,098	15	2,654	210	21,352	254	892
4 cows	178	659	712	3,247	259,133	1,445,047	158	12	8,736	147	50,051	3	516	146	16,174	177	745
5 to 9 cows	486		3,148		1,196,918		453	47	85,085	407	258,925	11	3,419	390	44,796	480	3,180
10 to 14 cows	111	111	1,248	1,403	448,914	627,190	108	22	90,400	91	94,586	1	104	81	9,789	108	1,140
15 to 19 cows	26		411		163,630		26	7	50,044	21	25,157	2	2,280	17	4,279	23	383
20 to 29 cows	20	10	486	232	196,438	143,655	20	15	149,756	5	10,802	—	—	4	411	19	527
30 to 49 cows	19	5	630	168	352,540	85,080	19	16	270,530	3	11,900	—	—	6	732	17	570
50 to 74 cows	1	1	60	50	43,000	46,800	1	1	43,000	—	—	—	—	—	—	1	60
75 cows and over	3	—	477	—	283,922	—	3	3	281,358	1	700	—	—	1	190	3	297
Seminole																	
Total	2,367	2,086	6,739	5,054	2,762,846	2,229,763	842	218	590,283	521	177,341	201	26,391	2,009	250,031	2,365	7,830
None	xxx	xxx	xxx	xxx	xxx	xxx	xxx	xxx	xxx	xxx	xxx	xxx	xxx	xxx	xxx	122	279
1 cow	881	1,544	881	2,174	416,511	1,021,569	106	25	4,702	39	3,838	50	3,189	726	66,202	802	1,147
2 cows	664		1,328		508,101		189	30	11,354	120	17,002	61	5,267	583	73,777	638	1,558
3 cows	292		876		317,226		134	25	13,577	96	18,721	28	3,214	250	35,326	283	1,011
4 cows	204	485	816	2,017	298,251	852,100	126	34	33,345	84	24,625	21	2,869	177	26,910	202	903
5 to 9 cows	257		1,563		589,791		219	61	102,337	148	74,073	33	8,638	228	39,370	252	1,666
10 to 14 cows	38	48	432	614	181,945	250,120	37	19	79,881	23	19,709	3	1,039	26	3,861	36	431
15 to 19 cows	14		223		114,485		14	10	73,345	5	9,370	—	—	10	1,237	13	223
20 to 29 cows	7	5	155	106	67,711	43,040	7	5	42,005	3	3,925	3	615	5	1,580	7	154
30 to 49 cows	4	4	130	143	68,525	62,934	4	3	44,550	2	5,350	—	—	2	208	4	143
50 cows and over	6	—	335	—	200,300	—	6	6	185,187	1	730	2	1,560	2	1,560	6	315
Sequoyah																	
Total	2,053	1,814	6,733	4,478	1,973,283	1,581,347	770	36	47,160	701	224,257	84	12,959	1,694	202,451	2,050	7,827
None	xxx	xxx	xxx	xxx	xxx	xxx	xxx	xxx	xxx	xxx	xxx	xxx	xxx	xxx	xxx	96	301
1 cow	586	1,287	586	1,780	208,672	694,450	57	8	1,163	33	2,084	23	1,355	481	41,579	537	868
2 cows	520		1,040		290,344		107	2	36	90	9,941	20	1,626	430	47,328	496	1,359
3 cows	267		801		223,078		85	3	879	80	14,688	3	339	217	26,646	257	883
4 cows	209	491	836	2,195	237,741	700,775	124	4	600	119	26,778	11	1,174	182	26,877	202	928
5 to 9 cows	393		2,438		694,642		320	6	1,280	310	113,379	22	4,077	316	44,766	386	2,505
10 to 14 cows	59	29	651	353	184,936	136,212	58	7	7,495	53	36,050	4	3,488	52	12,215	57	601
15 to 19 cows	9		149		47,495		9	2	8,000	8	8,884	—	—	8	994	9	180
20 cows and over	10	7	232	150	86,375	49,910	10	4	27,707	8	10,453	1	900	8	2,046	10	202
Stephens																	
Total	2,283	2,532	9,525	9,439	3,537,499	3,739,168	1,295	117	312,595	1,155	515,161	108	33,346	2,065	257,621	2,336	10,836
None	xxx	xxx	xxx	xxx	xxx	xxx	xxx	xxx	xxx	xxx	xxx	xxx	xxx	xxx	xxx	146	431
1 cow	433	1,213	433	1,803	171,523	750,912	45	8	1,260	34	2,789	7	603	367	29,708	396	775
2 cows	496		992		335,396		142	7	450	119	20,611	25	2,975	447	50,039	475	1,356
3 cows	298		894		295,598		177	7	2,211	163	32,312	12	1,795	279	33,022	283	1,112
4 cows	284	1,172	1,136	5,535	396,760	2,214,166	211	11	8,965	197	59,712	14	2,323	264	31,803	279	1,312
5 to 9 cows	614		3,899		1,388,054		563	49	66,076	514	254,763	38	14,645	568	82,621	599	5,857
10 to 14 cows	116	132	1,292	1,541	491,957	569,774	115	20	41,193	98	98,758	11	10,005	109	24,728	116	1,176
15 to 19 cows	25		402		173,486		25	6	40,165	21	25,386	1	1,000	21	4,137	25	334
20 to 29 cows	11	11	229	240	126,530	101,756	11	5	64,575	6	8,110	—	—	7	1,259	11	243
30 cows and over	6	4	248	320	158,215	102,580	6	4	87,700	3	12,520	—	—	3	304	6	240
Texas																	
Total	1,039	1,560	4,635	7,365	2,293,042	3,534,557	801	63	131,688	747	512,406	41	5,669	881	82,365	1,038	5,109
None	xxx	xxx	xxx	xxx	xxx	xxx	xxx	xxx	xxx	xxx	xxx	xxx	xxx	xxx	xxx	24	78
1 cow	204	490	204	789	113,087	385,310	61	9	1,696	44	5,765	14	1,539	152	11,822	192	303
2 cows	163		326		155,169		101	9	2,931	88	22,192	10	1,010	131	10,970	158	394
3 cows	109		327		147,766		94	7	4,415	87	31,804	5	1,043	94	8,905	106	389
4 cows	128	921	512	4,711	226,881	2,278,379	119	7	3,570	116	55,955	4	603	114	10,785	126	558
5 to 9 cows	363		2,357		1,179,535		354	22	48,516	343	288,430	7	1,324	331	32,959	361	2,441
10 to 14 cows	59	140	668	1,684	331,074	769,593	59	4	14,500	58	85,393	1	150	51	5,821	58	702
15 to 19 cows	9		144		74,950		9	1	8,760	8	18,332	—	—	7	873	9	143
20 cows and over	4	9	97	201	66,600	101,275	4	4	47,300	3	4,535	—	—	1	250	4	101

TABLE 19.—COWS MILKED AND MILK PRODUCED, 1939 AND 1929; DAIRY PRODUCTS SOLD AND BUTTER CHURNED, 1939; AND COWS KEPT FOR MILK APR. 1, 1940; BY NUMBER OF COWS MILKED, BY COUNTIES—Continued

(For explanation and definitions, see text)

STATE OR COUNTY AND NUMBER OF COWS MILKED	COWS MILKED				MILK PRODUCED (GALLONS)		DAIRY PRODUCTS SOLD, 1939							BUTTER CHURNED ON FARMS, 1939		COWS KEPT MAINLY FOR MILK PRODUCTION, APR. 1, 1940	
	Farms reporting		Number					Whole milk sold		Cream sold		Butter sold					
	1939	1929	1939	1929	1939	1929	Farms reporting	Farms reporting	Gallons	Farms reporting	Pounds of butterfat	Farms reporting	Pounds	Farms reporting	Pounds	Farms reporting	Number
OKLAHOMA—Contd.																	
Tillman																	
Total	1,826	2,139	7,323	6,608	3,404,691	3,053,420	1,397	137	214,853	1,177	655,974	244	65,083	1,628	234,289	1,799	7,878
None	xxx	xxx	xxx	xxx	xxx	xxx	xxx	xxx	xxx	xxx	xxx	xxx	xxx	xxx	xxx	45	131
1 cow	377	1,291	377	1,885	225,301	978,228	150	13	2,296	94	12,118	60	5,633	330	36,723	342	555
2 cows	380		760		372,206		259	17	5,858	212	43,741	64	10,355	344	47,049	364	873
3 cows	238		714		337,546		193	18	9,112	163	57,424	35	8,161	212	31,480	232	784
4 cows	209	772	836	3,674	387,804	1,628,984	190	13	9,944	166	76,472	26	7,094	192	26,555	207	906
5 to 9 cows	509		3,146		1,410,984		492	57	69,871	439	312,860	49	28,826	449	76,055	499	3,171
10 to 14 cows	90	72	1,025	890	442,244	380,458	90	10	38,233	82	106,572	6	3,354	81	11,912	88	1,008
15 to 19 cows	12		193		90,125		12	2	10,364	12	25,415	-----	-----	11	1,298	11	190
20 to 29 cows	8	1	178	24	91,281	6,000	8	6	49,975	7	11,372	4	1,660	8	3,167	8	143
30 to 49 cows	3	2	94	60	47,200	25,900	3	1	19,200	2	10,000	-----	-----	1	50	3	117
50 to 74 cows	-----	-----	-----	-----	-----	-----	-----	-----	-----	-----	-----	-----	-----	-----	-----	-----	-----
75 to 99 cows	-----	1	-----	75	-----	33,850	-----	-----	-----	-----	-----	-----	-----	-----	-----	-----	-----
Tulsa																	
Total	2,033	1,779	11,179	9,355	5,739,605	4,942,032	1,059	450	3,404,901	516	252,112	259	52,374	1,658	217,255	2,128	12,943
None	xxx	xxx	xxx	xxx	xxx	xxx	xxx	xxx	xxx	xxx	xxx	xxx	xxx	xxx	xxx	140	469
1 cow	735	1,036	735	1,425	370,811	691,282	127	27	5,345	48	6,256	69	5,020	624	60,004	703	993
2 cows	386		772		323,427		156	33	10,516	77	13,539	74	6,990	346	43,929	379	987
3 cows	195		585		229,680		118	37	17,219	64	15,476	36	5,333	170	23,747	191	722
4 cows	143	530	572	2,510	231,232	1,199,713	116	29	39,141	81	28,035	15	2,902	122	16,657	143	643
5 to 9 cows	315		2,021		867,857		285	120	251,817	175	106,799	42	12,325	256	38,783	314	2,176
10 to 14 cows	88	117	1,001	1,464	458,060	689,633	87	47	230,381	41	36,147	15	11,794	61	17,457	88	1,046
15 to 19 cows	40		666		299,289		39	34	210,257	10	11,184	3	1,629	21	3,695	40	704
20 to 29 cows	63	44	1,458	1,157	801,088	640,694	63	57	665,358	10	12,099	5	6,381	33	9,898	63	1,750
30 to 49 cows	38	30	1,328	1,418	728,779	868,350	38	36	661,789	7	10,457	-----	-----	19	1,789	37	1,270
50 to 74 cows	21	17	1,204	957	836,472	540,430	21	21	774,787	2	4,620	-----	-----	5	756	21	1,277
75 to 99 cows	5	4	409	324	322,258	221,950	5	5	277,633	1	7,500	-----	-----	-----	-----	5	407
100 to 199 cows	4	1	428	100	270,652	90,000	4	4	260,658	-----	-----	-----	-----	1	540	4	499
Wagoner																	
Total	2,028	2,079	8,216	5,767	2,870,884	2,427,224	1,051	256	709,726	787	303,034	81	13,071	1,723	179,116	2,078	9,484
None	xxx	xxx	xxx	xxx	xxx	xxx	xxx	xxx	xxx	xxx	xxx	xxx	xxx	xxx	xxx	78	167
1 cow	493	1,431	493	1,898	177,835	830,106	37	-----	-----	25	2,078	12	651	420	31,293	478	721
2 cows	425		850		284,831		123	13	3,085	97	14,386	21	1,297	369	37,937	420	1,031
3 cows	260		780		250,079		153	19	8,372	128	30,135	14	1,820	224	23,951	258	916
4 cows	242	564	968	2,570	332,951	1,070,792	189	41	33,416	152	49,073	7	710	208	23,935	241	1,100
5 to 9 cows	477		2,965		1,004,661		418	113	168,566	317	152,886	22	4,453	393	45,019	473	3,224
10 to 14 cows	88	71	981	873	344,389	398,726	88	37	126,381	52	36,303	2	3,120	80	12,253	87	1,011
15 to 19 cows	20		325		103,738		20	15	68,798	8	5,140	1	364	16	1,974	20	303
20 to 29 cows	16	6	357	139	140,730	35,400	16	12	92,725	6	10,378	1	500	11	2,328	16	480
30 cows and over	7	7	517	287	231,670	92,200	7	6	208,403	2	2,655	1	156	2	426	7	531
Washington																	
Total	1,104	890	4,854	3,714	2,137,335	1,566,893	645	159	684,196	453	232,284	81	13,085	740	82,495	1,119	5,882
None	xxx	xxx	xxx	xxx	xxx	xxx	xxx	xxx	xxx	xxx	xxx	xxx	xxx	xxx	xxx	50	175
1 cow	297	458	297	630	138,994	252,545	43	10	1,571	17	1,688	20	1,624	198	17,453	274	417
2 cows	224		448		197,551		94	13	6,578	62	11,109	20	3,029	164	19,021	219	604
3 cows	135		405		157,247		100	19	13,646	67	15,936	20	2,125	95	11,276	132	438
4 cows	104	354	416	1,696	173,674	643,649	75	12	11,355	64	22,645	6	1,616	84	9,806	102	499
5 to 9 cows	228		1,459		613,501		217	44	96,864	178	109,767	10	2,747	135	16,337	226	1,584
10 to 14 cows	75	59	825	757	294,026	341,522	75	27	81,638	55	50,127	3	1,724	49	6,939	75	919
15 to 19 cows	15		242		108,565		15	12	83,420	4	3,601	1	204	5	716	15	362
20 to 29 cows	15	9	342	213	167,045	74,545	15	12	146,905	4	3,511	1	16	9	867	15	390
30 cows and over	11	10	420	438	286,732	254,632	11	10	242,219	2	13,900	-----	-----	1	100	11	494
Washita																	
Total	3,154	3,680	15,648	14,067	7,437,244	6,114,397	2,804	185	284,952	2,639	1,834,438	96	18,629	2,883	254,363	3,178	17,214
None	xxx	xxx	xxx	xxx	xxx	xxx	xxx	xxx	xxx	xxx	xxx	xxx	xxx	xxx	xxx	56	190
1 cow	367	1,492	367	2,224	173,877	975,111	144	15	4,220	116	13,439	24	1,810	338	25,862	354	559
2 cows	400		800		364,366		314	32	15,797	281	62,483	12	1,156	380	28,677	392	984
3 cows	346		1,038		487,657		329	11	7,160	320	115,345	10	2,374	315	26,353	342	1,217
4 cows	437	2,024	1,748	9,850	843,262	4,266,757	424	22	24,722	402	204,372	14	2,333	401	34,055	435	1,903
5 to 9 cows	1,350		8,641		4,177,651		1,341	74	122,483	1,288	1,088,945	33	8,250	1,241	113,498	1,347	9,203
10 to 14 cows	221	156	2,471	1,772	1,125,956	772,868	219	23	58,319	203	295,876	2	2,306	200	21,636	220	2,568
15 to 19 cows	22		346		166,245		22	4	36,825	19	33,450	1	400	19	2,996	21	345
20 to 29 cows	11	4	237	88	98,230	42,211	11	4	15,426	10	20,528	-----	-----	9	1,288	11	245
30 to 49 cows	-----	4	-----	133	-----	57,450	-----	-----	-----	-----	-----	-----	-----	-----	-----	-----	-----
Woods																	
Total	1,584	1,740	9,189	9,895	3,504,861	4,282,075	1,414	120	202,095	1,306	817,336	51	10,209	1,299	123,929	1,568	10,126
None	xxx	xxx	xxx	xxx	xxx	xxx	xxx	xxx	xxx	xxx	xxx	xxx	xxx	xxx	xxx	19	88
1 cow	146	365	146	557	64,118	269,148	59	13	2,614	41	4,467	12	809	85	6,289	135	236
2 cows	138		276		109,014		106	7	2,080	96	15,516	6	604	106	8,499	133	383
3 cows	161		483		192,815		142	9	4,147	133	34,828	5	1,006	132	11,989	157	602
4 cows	181	1,144	724	6,176	281,582	2,750,118	170	17	13,764	153	62,847	4	1,107	144	12,666	174	813
5 to 9 cows	745		4,887		1,849,682		724	43	48,277	694	456,114	21	4,242	647	61,649	739	5,338
10 to 14 cows	171	211	1,898	2,586	707,598	1,013,759	171	22	77,048	152	182,607	2	1,441	153	17,909	170	1,924
15 to 19 cows	32		523		198,428		32	4	9,350	30	50,737	1	1,000	27	4,399	31	483
20 cows and over	10	20	252	576	103,626	249,070	10	5	44,765	7	10,220	-----	-----	5	549	10	259

TABLE 19.—COWS MILKED AND MILK PRODUCED, 1939 AND 1929; DAIRY PRODUCTS SOLD AND BUTTER CHURNED, 1939; AND COWS KEPT FOR MILK APR. 1, 1940; BY NUMBER OF COWS MILKED, BY COUNTIES—Continued

(For explanation and definitions, see text)

STATE OR COUNTY AND NUMBER OF COWS MILKED	COWS MILKED				MILK PRODUCED (GALLONS)		DAIRY PRODUCTS SOLD, 1939							BUTTER CHURNED ON FARMS, 1939		COWS KEPT MAINLY FOR MILK PRODUCTION, APR. 1, 1940	
	Farms reporting		Number					Whole milk sold		Cream sold		Butter sold					
	1939	1929	1939	1929	1939	1929	Farms reporting	Farms reporting	Gallons	Farms reporting	Pounds of butterfat	Farms reporting	Pounds	Farms reporting	Pounds	Farms reporting	Number
OKLAHOMA—Contd.																	
Woodward																	
Total	1,345	1,527	9,063	9,919	3,951,839	4,139,697	1,175	81	227,819	1,118	888,333	13	5,534	1,125	103,293	1,353	10,185
None	xxx	xxx	xxx	xxx	xxx	xxx	xxx	xxx	xxx	xxx	xxx	xxx	xxx	xxx	xxx	25	95
1 cow	118	253	118	389	49,859	175,098	24	5	631	20	1,632	———	———	81	4,932	109	197
2 cows	114		228		87,384		71	9	2,325	64	10,037	2	85	96	7,044	114	296
3 cows	102		306		128,205		88	9	4,935	80	22,698	———	———	79	6,211	98	355
4 cows	122	974	488	5,522	199,790	2,289,752	112	4	1,740	109	44,076	1	35	107	9,113	121	581
5 to 9 cows	598		4,041		1,794,869		590	25	33,488	574	432,948	6	1,408	513	46,012	596	4,582
10 to 14 cows	215	281	2,444	3,374	1,054,099	1,379,507	214	16	47,605	204	250,456	———	———	180	17,829	215	2,502
15 to 19 cows	58		928		410,073		58	4	21,960	56	102,037	3	256	55	6,544	57	962
20 cows and over	18	19	510	634	227,560	295,340	18	9	115,135	11	24,449	1	3,750	14	5,608	18	615
OREGON																	
Total	46,595	41,405	241,079	224,780	150,449,364	135,376,656	30,985	9,996	59,670,957	22,004	20,181,280	1,101	203,617	22,366	2,629,413	46,203	256,795
None	xxx	xxx	xxx	xxx	xxx	xxx	xxx	xxx	xxx	xxx	xxx	xxx	xxx	xxx	xxx	1,740	5,254
1 cow	13,774	17,926	13,774	25,433	8,855,232	14,070,369	3,557	1,058	261,804	2,327	335,014	453	36,391	8,728	861,765	12,628	16,832
2 cows	8,586		17,172		9,624,256		4,969	1,092	720,475	3,947	1,026,022	260	26,415	5,073	596,095	8,179	19,164
3 cows	4,705		14,115		7,835,877		3,771	870	1,046,608	3,018	1,260,372	108	18,302	2,260	277,037	4,555	15,032
4 cows	3,695	17,104	14,780	87,248	8,290,879	49,008,518	3,269	858	1,463,712	2,528	1,452,772	65	11,713	1,629	202,107	3,586	15,100
5 to 9 cows	9,402		61,213		35,764,153		9,007	2,666	8,861,858	6,744	6,851,898	147	52,033	3,342	454,743	9,189	62,622
10 to 14 cows	3,204	4,738	36,773	61,316	22,532,999	37,895,377	3,185	1,307	8,361,183	2,074	3,978,343	35	19,058	851	129,023	3,145	37,200
15 to 19 cows	1,372		22,678		14,658,644		1,371	774	7,726,507	705	1,987,044	13	19,342	263	57,110	1,352	22,917
20 to 29 cows	1,056	1,028	24,475	23,822	16,569,239	15,390,627	1,055	713	10,549,704	429	1,723,215	12	16,746	160	38,947	1,035	24,700
30 to 49 cows	600	469	21,578	16,797	15,386,483	11,774,431	600	479	11,558,625	179	1,073,792	7	3,437	50	11,007	593	22,584
50 to 74 cows	141	101	8,192	5,973	6,140,539	4,162,250	141	125	5,046,202	37	289,018	———	———	9	1,299	141	8,686
75 to 99 cows	35	23	2,923	1,945	2,225,774	1,320,882	35	30	1,804,810	12	120,224	1	180	1	280	35	3,012
100 to 199 cows	22	14	2,626	1,746	1,898,526	1,290,702	22	21	1,698,601	3	51,607	———	———	———	———	22	2,844
200 cows and over	3	2	780	500	666,801	463,500	3	3	570,868	1	31,969	———	———	———	———	3	848
Baker																	
Total	1,065	1,166	8,296	11,854	4,792,887	6,998,998	851	121	637,334	746	1,188,299	6	610	333	45,152	1,053	9,462
None	xxx	xxx	xxx	xxx	xxx	xxx	xxx	xxx	xxx	xxx	xxx	xxx	xxx	xxx	xxx	29	182
1 cow	149	221	149	321	87,272	169,576	51	10	3,205	20	3,380	1	76	55	4,988	133	195
2 cows	131		262		144,704		75	17	13,425	59	17,232	1	24	60	6,946	124	328
3 cows	83		249		129,711		66	16	17,225	53	23,912	———	———	35	4,067	80	325
4 cows	60	490	240	2,876	127,260	1,607,910	55	4	8,175	51	30,758	———	———	25	3,204	58	280
5 to 9 cows	326		2,193		1,246,994		309	37	98,558	276	308,782	2	30	95	15,420	316	2,324
10 to 14 cows	181	306	2,058	3,994	1,131,980	2,461,176	180	16	83,160	166	326,431	2	480	42	7,558	179	2,313
15 to 19 cows	65		1,071		601,541		65	7	37,307	61	171,378	———	———	10	1,116	64	1,213
20 to 29 cows	49	92	1,090	2,097	661,640	1,166,718	49	6	72,285	44	199,618	———	———	5	872	49	1,214
30 to 49 cows	14	45	458	1,552	298,175	1,029,132	14	2	37,250	12	73,624	———	———	4	606	14	489
50 to 74 cows	4	5	225	272	137,800	148,350	4	3	78,800	2	16,000	———	———	2	375	4	258
75 cows and over	3	7	301	742	225,810	416,156	3	3	187,944	2	17,184	———	———	———	———	3	341
Benton																	
Total	1,254	1,094	5,697	5,779	3,345,811	3,205,934	864	264	1,115,561	635	498,955	25	4,774	565	64,269	1,221	6,025
None	xxx	xxx	xxx	xxx	xxx	xxx	xxx	xxx	xxx	xxx	xxx	xxx	xxx	xxx	xxx	42	154
1 cow	342	450	342	645	208,082	358,909	118	24	8,772	90	13,187	8	891	198	18,744	315	415
2 cows	246		492		270,865		141	26	17,215	118	30,366	8	834	144	15,892	234	516
3 cows	138		414		224,542		114	22	25,789	94	39,707	2	42	63	7,139	132	463
4 cows	106	497	424	2,696	223,468	1,425,183	99	33	42,730	71	42,729	1	286	44	4,603	103	447
5 to 9 cows	259		1,678		935,481		249	82	224,000	184	181,784	5	1,721	88	11,664	256	1,728
10 to 14 cows	76	111	884	1,442	527,562	882,540	76	36	204,287	46	98,549	———	———	14	2,001	73	877
15 to 19 cows	34		557		328,060		34	16	154,367	18	48,259	1	1,000	7	3,253	34	597
20 to 29 cows	26	25	588	569	368,471	253,813	26	18	228,971	12	31,963	———	———	7	973	25	506
30 cows and over	7	11	318	427	259,280	285,489	7	7	229,430	2	12,451	———	———	———	———	7	322
Clackamas																	
Total	4,014	3,615	13,492	13,485	8,413,787	7,939,634	2,604	713	2,628,798	2,015	1,066,482	92	14,684	1,984	221,902	3,973	13,739
None	xxx	xxx	xxx	xxx	xxx	xxx	xxx	xxx	xxx	xxx	xxx	xxx	xxx	xxx	xxx	123	263
1 cow	1,497	1,872	1,497	2,656	965,256	1,502,559	455	114	22,723	344	48,172	40	3,349	995	99,556	1,393	1,664
2 cows	941		1,882		1,090,451		660	117	67,706	567	143,168	30	3,546	501	61,414	913	1,958
3 cows	457		1,371		795,162		408	73	89,347	350	144,060	5	1,366	184	21,514	448	1,389
4 cows	326	1,521	1,304	7,134	766,139	4,068,816	303	78	136,768	246	137,705	5	823	93	10,216	314	1,221
5 to 9 cows	579		3,660		2,178,492		565	188	611,165	401	372,836	8	3,599	164	21,501	575	3,649
10 to 14 cows	125	169	1,444	2,085	944,577	1,283,209	124	73	485,502	65	112,563	3	1,751	27	4,604	120	1,312
15 to 19 cows	50		498		340,292		50	19	174,934	17	52,246	———	———	6	878	50	472
20 to 29 cows	56	34	829	781	545,224	493,465	56	29	369,749	17	40,217	———	———	9	1,227	34	709
30 to 49 cows	17	13	609	492	462,935	382,755	17	16	397,200	5	9,245	1	250	3	680	17	687
50 cows and over	6	6	398	337	327,259	208,870	6	6	273,704	3	6,270	———	———	2	312	6	415
Clatsop																	
Total	549	581	4,090	4,884	2,557,941	3,095,345	365	279	1,766,609	96	127,457	13	2,637	176	21,587	559	4,346
None	xxx	xxx	xxx	xxx	xxx	xxx	xxx	xxx	xxx	xxx	xxx	xxx	xxx	xxx	xxx	16	73
1 cow	143	186	143	283	99,186	157,065	27	15	4,132	7	1,081	6	397	70	7,317	140	180
2 cows	98		196		107,736		41	26	15,891	16	4,129	2	134	52	5,691	97	206
3 cows	47		141		79,156		39	32	38,516	7	3,164	2	436	17	2,716	46	145
4 cows	34	213	136	1,129	82,460	614,568	30	22	37,651	9	4,110	———	———	7	818	34	141
5 to 9 cows	91		617		369,462		90	70	247,957	23	21,007	———	———	18	1,792	90	629
10 to 14 cows	55	126	645	1,687	344,572	1,071,852	55	43	252,996	13	20,297	2	1,870	6	2,360	55	657
15 to 19 cows	27		444		302,426		27	20	212,663	7	16,085	———	———	2	550	27	462
20 to 29 cows	32	32	769	721	529,291	471,674	32	30	393,162	12	37,586	1	100	1	104	32	804
30 to 49 cows	17	21	675	765	407,179	536,586	17	17	385,242	1	2,978	———	———	3	239	17	710
50 cows and over	5	5	324	301	236,475	243,600	5	4	180,599	1	17,000	———	———	———	———	5	339

TABLE 19.—COWS MILKED AND MILK PRODUCED, 1939 AND 1929; DAIRY PRODUCTS SOLD AND BUTTER CHURNED, 1939; AND COWS KEPT FOR MILK APR. 1, 1940; BY NUMBER OF COWS MILKED, BY COUNTIES—Continued

(For explanation and definitions, see text)

STATE OR COUNTY AND NUMBER OF COWS MILKED	COWS MILKED				MILK PRODUCED (GALLONS)		DAIRY PRODUCTS SOLD, 1939						BUTTER CHURNED ON FARMS, 1939		COWS KEPT MAINLY FOR MILK PRODUCTION, APR. 1, 1940	
	Farms reporting		Number					Whole milk sold		Cream sold		Butter sold				
	1939	1929	1939	1929	1939	1929	Farms reporting	Farms reporting	Gallons	Farms reporting	Pounds of butterfat	Farms reporting	Pounds	Farms reporting	Pounds	Farms reporting	Number
OREGON—Contd.																	
Columbia																	
Total	1,610	1,243	7,762	6,508	5,021,204	4,086,036	917	295	2,077,266	632	545,990	38	15,205	857	114,206	1,569	7,988
None	xxx	xxx	xxx	xxx	xxx	xxx	xxx	xxx	xxx	xxx	xxx	xxx	xxx	xxx	xxx	53	144
1 cow	538	547	538	773	359,105	455,156	85	11	1,564	64	7,956	14	1,399	378	38,668	475	605
2 cows	338		676		389,622		161	23	16,153	139	31,243	8	1,081	210	26,584	320	735
3 cows	170		510		255,667		130	19	20,966	111	37,009	7	1,731	92	12,991	166	535
4 cows	110	529	440	2,658	246,366	1,546,602	99	20	34,419	81	38,841	3	190	51	6,834	107	430
5 to 9 cows	236		1,503		970,641		224	80	329,130	148	131,772	4	4,548	96	18,820	235	1,420
10 to 14 cows	104	117	1,234	1,508	761,777	923,669	104	62	411,588	48	86,262	----	-------	19	2,556	102	1,183
15 to 19 cows	42		814		558,637		49	34	400,500	17	35,626	2	6,256	8	7,563	48	809
20 to 29 cows	36	31	832	719	590,750	484,411	36	30	440,060	8	33,135	-----	-------	2	180	35	838
30 to 49 cows	23	15	870	560	615,064	478,298	23	14	350,486	11	85,404	-----	-------	1	210	22	896
50 to 74 cows	6	2	345	125	273,575	79,500	6	2	72,400	5	58,742	-----	-------	------	-------	6	393
75 to 99 cows	------	2	------	165	-------	118,400	------	------	-------	------	-------	------	-------	------	-------	------	-------
Coos																	
Total	1,515	1,074	14,789	11,332	9,680,777	7,537,759	940	389	6,299,466	358	826,017	54	7,668	719	84,363	1,482	15,189
None	xxx	xxx	xxx	xxx	xxx	xxx	xxx	xxx	xxx	xxx	xxx	xxx	xxx	xxx	xxx	47	147
1 cow	478	351	478	467	306,868	256,749	64	31	7,335	14	2,264	26	2,040	352	37,538	432	704
2 cows	190		380		209,934		68	34	20,536	32	8,147	8	1,027	141	16,057	178	462
3 cows	75		225		132,437		58	28	34,425	29	14,733	6	501	41	5,131	71	214
4 cows	59	308	236	1,769	130,846	1,010,219	45	23	35,651	20	13,548	4	420	35	4,968	58	269
5 to 9 cows	233		1,622		957,528		225	123	440,177	110	137,934	7	3,150	79	11,872	225	1,633
10 to 14 cows	147	244	1,720	3,374	1,074,218	2,179,610	147	88	603,634	63	145,220	3	530	40	4,995	143	1,615
15 to 19 cows	106		1,772		1,227,778		106	76	775,145	38	140,112	-----	-------	14	1,799	104	1,769
20 to 29 cows	117	96	2,784	2,316	1,748,488	1,605,280	117	92	1,266,018	32	144,493	-----	-------	16	1,953	114	2,734
30 to 49 cows	72	60	2,612	2,233	1,818,457	1,580,725	72	61	1,416,486	14	110,864	-----	-------	1	50	72	2,677
50 to 74 cows	23	11	1,388	645	976,486	508,223	23	19	729,588	5	73,702	-----	-------	------	-------	23	1,378
75 to 99 cows	9	1	757	93	626,720	48,953	9	9	618,271	------	-------	-----	-------	------	-------	9	685
100 cows and over	6	3	815	435	471,017	348,000	6	5	352,200	1	35,000	-----	-------	------	-------	6	902
Crook																	
Total	400	389	2,248	2,591	1,341,654	1,544,079	262	11	34,765	251	365,183	5	3,036	141	21,829	393	2,622
None	xxx	xxx	xxx	xxx	xxx	xxx	xxx	xxx	xxx	xxx	xxx	xxx	xxx	xxx	xxx	15	54
1 cow	56	103	56	173	28,665	77,470	8	1	30	8	1,072	-----	-------	24	2,484	53	84
2 cows	72		144		69,090		22	-----	-------	22	6,783	-----	-------	42	5,133	68	205
3 cows	40		120		62,491		25	-----	-------	24	11,757	1	600	16	2,602	38	169
4 cows	30	183	120	929	71,233	494,519	22	3	7,260	19	13,819	-----	-------	11	1,421	28	137
5 to 9 cows	136		892		517,738		119	3	4,125	115	149,846	3	936	35	7,011	129	994
10 to 14 cows	39	89	444	1,124	286,407	729,565	39	1	3,650	37	90,935	1	1,500	9	2,673	38	524
15 to 19 cows	22		366		230,980		22	2	19,600	21	67,891	-----	-------	3	385	19	328
20 to 29 cows	5	11	106	251	75,050	183,375	5	1	100	5	23,080	-----	-------	1	120	5	127
30 to 49 cows	------	3	------	114	-------	59,150	------	------	-------	------	-------	------	-------	------	-------	------	-------
Curry																	
Total	280	269	2,827	2,940	1,623,183	1,715,735	159	94	1,007,240	68	133,747	7	2,125	112	15,242	282	3,101
None	xxx	xxx	xxx	xxx	xxx	xxx	xxx	xxx	xxx	xxx	xxx	xxx	xxx	xxx	xxx	16	163
1 cow	68	116	68	165	38,006	74,900	9	4	1,345	3	305	2	210	33	3,612	60	104
2 cows	40		80		38,378		6	3	700	2	219	1	40	26	2,895	36	83
3 cows	21		63		29,738		10	2	1,420	6	2,556	2	1,320	15	2,996	21	72
4 cows	18	63	72	330	28,842	169,227	7	1	2,000	5	2,760	2	555	10	1,875	18	71
5 to 9 cows	45		297		163,175		40	22	72,963	22	19,339	-----	-------	13	1,584	44	316
10 to 14 cows	28	50	325	707	167,383	402,359	27	16	97,848	11	15,528	-----	-------	9	1,347	28	316
15 to 19 cows	17		277		161,526		17	13	100,567	5	14,955	-----	-------	1	100	17	278
20 to 29 cows	22	13	515	308	285,217	187,994	22	16	197,484	8	28,176	-----	-------	3	288	21	483
30 to 49 cows	11	15	416	557	285,812	383,705	11	9	211,876	3	23,084	-----	-------	2	545	11	432
50 to 74 cows	5	10	289	713	176,399	415,550	5	4	145,518	1	9,840	-----	-------	------	-------	5	310
75 cows and over	5	2	425	160	248,707	82,000	5	4	175,519	2	17,035	-----	-------	------	-------	5	473
Deschutes																	
Total	808	610	4,254	4,641	2,760,482	3,022,553	579	64	609,650	531	551,429	16	5,944	360	50,003	813	4,452
None	xxx	xxx	xxx	xxx	xxx	xxx	xxx	xxx	xxx	xxx	xxx	xxx	xxx	xxx	xxx	64	232
1 cow	232	181	232	243	174,214	148,492	67	18	4,874	45	7,190	7	771	158	17,310	199	258
2 cows	133		266		176,267		89	6	1,040	83	27,701	2	59	76	11,220	128	321
3 cows	80		240		143,074		67	1	100	67	32,320	2	112	36	4,125	77	254
4 cows	69	241	276	1,321	166,267	887,792	63	2	580	62	42,914	2	800	27	4,236	63	238
5 to 9 cows	188		1,223		767,660		187	3	3,809	186	233,126	1	1,200	44	7,278	180	1,211
10 to 14 cows	63	148	715	1,944	453,329	1,279,732	63	9	32,331	61	121,150	-----	-------	14	2,149	60	600
15 to 19 cows	20		326		218,707		20	5	27,060	18	58,169	2	3,002	5	3,685	19	320
20 to 29 cows	8	30	189	700	131,898	440,939	8	5	85,686	3	14,250	-----	-------	------	-------	8	170
30 to 49 cows	12	7	447	247	292,366	131,898	12	12	241,470	6	14,609	-----	-------	------	-------	12	490
50 to 74 cows	------	3	------	186	-------	133,700	------	------	-------	------	-------	-----	-------	------	-------	------	-------
75 to 99 cows	------	------	------	------	-------	-------	------	------	-------	------	-------	-----	-------	------	-------	------	-------
100 to 199 cows	3	------	342	------	236,700	-------	3	3	212,700	------	-------	-----	-------	------	-------	3	358
Douglas																	
Total	2,160	1,876	7,716	6,653	4,480,280	3,835,467	1,230	213	873,951	1,025	667,438	88	18,170	1,537	181,262	2,133	8,343
None	xxx	xxx	xxx	xxx	xxx	xxx	xxx	xxx	xxx	xxx	xxx	xxx	xxx	xxx	xxx	103	241
1 cow	773	1,134	773	1,618	497,213	881,058	202	41	10,934	142	19,100	34	2,551	596	55,397	695	945
2 cows	552		1,104		585,811		292	41	23,131	247	50,126	27	3,147	422	50,712	529	1,178
3 cows	240		720		378,237		185	17	14,612	167	51,604	11	1,675	167	21,901	230	771
4 cows	187	612	748	2,800	398,553	1,529,337	156	27	29,106	139	68,829	7	1,197	135	16,864	186	745
5 to 9 cows	265		1,646		923,111		252	29	69,764	237	197,475	5	586	173	22,154	254	1,591
10 to 14 cows	58	95	652	1,268	360,987	833,710	58	11	67,390	50	90,912	-----	-------	22	2,469	56	691
15 to 19 cows	33		546		341,310		33	17	128,354	20	54,616	2	450	12	1,849	32	552
20 to 29 cows	30	24	708	538	470,343	338,652	30	16	216,723	16	75,296	1	8,354	8	9,566	27	762
30 to 49 cows	19	9	641	319	413,977	187,160	19	11	203,757	7	59,480	1	250	2	350	18	658
50 to 74 cows	3	2	178	110	110,738	65,550	3	3	110,200	------	-------	-----	-------	------	-------	3	199

TABLE 19.—COWS MILKED AND MILK PRODUCED, 1939 AND 1929; DAIRY PRODUCTS SOLD AND BUTTER CHURNED, 1939; AND COWS KEPT FOR MILK APR. 1, 1940; BY NUMBER OF COWS MILKED, BY COUNTIES—Continued

(For explanation and definitions, see text)

STATE OR COUNTY AND NUMBER OF COWS MILKED	COWS MILKED, Farms reporting 1939	COWS MILKED, Farms reporting 1929	COWS MILKED, Number 1939	COWS MILKED, Number 1929	MILK PRODUCED (GALLONS) 1939	MILK PRODUCED (GALLONS) 1929	DAIRY PRODUCTS SOLD, 1939: Whole milk sold, Farms reporting	Whole milk sold, Farms reporting, Gallons	Cream sold, Farms reporting	Cream sold, Pounds of butterfat	Butter sold, Farms reporting	Butter sold, Pounds	BUTTER CHURNED ON FARMS, 1939, Farms reporting	BUTTER CHURNED ON FARMS, 1939, Pounds	COWS KEPT MAINLY FOR MILK PRODUCTION, APR. 1, 1940, Farms reporting	COWS KEPT MAINLY FOR MILK PRODUCTION, APR. 1, 1940, Number
OREGON—Contd.																
Gilliam																
Total	250	293	1,107	1,131	575,552	568,805	114	11	67,876	109	79,356	1	200	217	27,703	239	1,208
None	xxx	xxx	xxx	xxx	xxx	xxx	xxx	xxx	xxx	xxx	xxx	xxx	xxx	xxx	xxx	5	14
1 cow	39	143	39	236	20,990	115,545	—	—	—	—	—	—	—	28	2,061	36	66
2 cows	60		120		56,633		9	1	600	8	2,122	—	—	52	5,817	53	138
3 cows	31		93		43,652		12	—	—	12	3,631	—	—	29	3,288	28	93
4 cows	39	130	156	588	73,318	268,139	26	—	—	26	8,495	—	—	39	6,338	38	175
5 to 9 cows	59		384		190,610		45	2	3,536	45	33,738	1	200	53	7,776	58	444
10 to 14 cows	17	17	199	237	118,159	138,621	17	6	34,775	14	20,676	—	—	13	1,900	16	202
15 to 19 cows	—		—		—		—	—	—	—	—	—	—	—	—	—	—
20 cows and over	5	3	116	70	72,190	46,500	5	2	28,965	4	10,694	—	—	3	523	5	78
Grant																	
Total	508	521	2,596	3,304	1,426,504	1,386,678	265	50	92,197	240	203,425	7	2,260	412	50,261	486	2,692
None	xxx	xxx	xxx	xxx	xxx	xxx	xxx	xxx	xxx	xxx	xxx	xxx	xxx	xxx	xxx	12	76
1 cow	77	158	77	246	51,718	86,372	14	13	5,689	1	40	—	—	48	3,317	69	84
2 cows	93		186		98,599		18	5	2,048	16	2,866	—	—	78	8,359	86	192
3 cows	72		216		102,327		32	5	2,978	32	8,142	2	200	64	6,204	68	217
4 cows	56	260	224	1,380	116,058	491,082	27	1	2,000	27	9,366	—	—	53	6,247	51	243
5 to 9 cows	141		894		491,064		105	15	18,152	101	73,654	2	360	121	16,862	134	886
10 to 14 cows	51	80	563	1,011	323,538	458,496	51	5	7,430	49	73,136	1	100	37	4,853	51	566
15 to 19 cows	5		85		46,300		5	1	11,400	4	10,640	—	—	4	681	4	71
20 to 29 cows	9	13	199	305	108,450	131,642	9	4	24,500	6	10,228	2	1,600	6	3,538	7	187
30 cows and over	4	10	152	362	88,450	219,086	4	1	18,000	4	15,353	—	—	1	200	4	170
Harney																	
Total	308	376	1,332	2,199	484,866	959,093	89	22	129,629	68	38,860	4	1,092	205	24,870	219	1,143
None	xxx	xxx	xxx	xxx	xxx	xxx	xxx	xxx	xxx	xxx	xxx	xxx	xxx	xxx	xxx	8	14
1 cow	58	140	58	216	23,264	76,063	3	1	70	1	100	1	50	25	1,942	41	55
2 cows	77		154		41,648		3	1	110	2	490	—	—	50	3,822	43	100
3 cows	40		120		38,692		7	—	—	6	1,794	1	250	31	3,755	31	115
4 cows	36	154	144	772	46,356	297,827	8	—	—	7	3,099	1	12	28	3,681	25	99
5 to 9 cows	69		425		139,313		42	8	5,888	36	19,038	1	780	55	9,306	50	352
10 to 14 cows	14	70	157	899	52,725	404,478	14	4	13,500	11	10,134	—	—	10	1,510	11	149
15 to 19 cows	5		79		33,489		5	2	15,800	4	2,705	—	—	4	466	4	78
20 to 29 cows	4	7	89	149	47,193	94,825	4	3	38,950	1	1,500	—	—	1	208	3	76
30 to 49 cows	3	5	106	163	62,186	85,900	3	3	55,311	—	—	—	—	1	180	3	105
Hood River																	
Total	677	459	1,794	1,191	1,214,066	824,389	357	97	228,733	275	184,708	15	1,369	411	47,576	669	1,946
None	xxx	xxx	xxx	xxx	xxx	xxx	xxx	xxx	xxx	xxx	xxx	xxx	xxx	xxx	xxx	24	38
1 cow	369	334	369	417	268,257	290,451	100	35	7,859	64	12,776	9	624	244	25,970	344	433
2 cows	130		260		167,014		91	18	8,248	77	22,800	5	595	86	11,505	125	279
3 cows	60		180		117,265		48	8	12,640	40	20,293	1	150	37	4,946	58	172
4 cows	32	104	128	486	94,910	348,570	32	7	8,849	28	20,434	—	—	15	1,891	32	124
5 to 9 cows	57		356		227,492		57	15	43,108	47	49,615	—	—	24	2,625	57	353
10 to 14 cows	17	18	188	225	124,538	150,068	17	8	47,594	11	23,197	—	—	3	514	17	216
15 to 19 cows	5		84		54,350		5	1	360	5	15,715	—	—	—	—	5	103
20 to 29 cows	3	3	77	63	51,840	35,300	3	1	15,500	2	14,447	—	—	2	125	3	74
30 to 49 cows	4	—	152	—	108,600	—	4	4	84,575	1	5,431	—	—	—	—	4	153
Jackson																	
Total	1,933	1,527	8,951	7,047	5,603,862	3,928,446	1,178	321	1,613,230	932	917,785	32	2,763	764	76,911	1,936	9,591
None	xxx	xxx	xxx	xxx	xxx	xxx	xxx	xxx	xxx	xxx	xxx	xxx	xxx	xxx	xxx	118	321
1 cow	679	781	679	1,096	422,621	594,755	143	44	9,947	96	15,703	14	1,022	363	31,426	615	971
2 cows	358		716		420,563		211	41	28,142	176	47,382	9	609	171	19,115	339	794
3 cows	177		531		302,051		134	31	27,394	115	50,891	4	496	64	7,834	168	540
4 cows	120	545	480	2,764	281,907	1,482,611	104	22	40,290	88	57,065	—	—	39	4,822	117	511
5 to 9 cows	339		2,217		1,303,506		326	66	218,927	280	284,883	3	280	79	7,626	327	2,204
10 to 14 cows	144	154	1,651	1,980	1,016,891	1,166,296	144	53	327,961	106	193,695	2	356	35	4,230	140	1,598
15 to 19 cows	52		848		538,850		52	26	232,615	31	85,515	—	—	6	810	50	828
20 to 29 cows	36	46	821	1,177	604,396	666,534	36	19	281,168	23	97,034	—	—	5	844	55	808
30 cows and over	28	1	1,028	30	713,077	18,250	28	19	446,786	17	85,617	—	—	2	204	27	1,016
Jefferson																	
Total	132	215	528	841	256,223	363,854	76	13	27,118	65	37,703	6	805	76	11,662	124	507
None	xxx	xxx	xxx	xxx	xxx	xxx	xxx	xxx	xxx	xxx	xxx	xxx	xxx	xxx	xxx	2	2
1 cow	31	98	31	150	16,227	69,519	5	1	650	4	316	1	150	13	1,047	26	38
2 cows	24		48		20,236		8	—	—	6	986	2	317	12	1,695	23	49
3 cows	20		60		27,395		11	2	576	9	3,352	1	100	12	1,339	18	49
4 cows	16	103	64	509	31,430	217,965	13	—	—	13	3,351	—	—	16	3,479	15	65
5 to 9 cows	32		206		95,555		30	6	4,142	26	20,388	2	238	20	3,538	32	215
10 cows and over	9	14	119	182	65,380	76,370	9	4	21,750	7	9,310	—	—	3	564	8	91
Josephine																	
Total	1,210	781	4,989	3,061	3,104,680	1,739,893	755	289	900,737	506	496,257	39	8,072	642	70,128	1,249	5,519
None	xxx	xxx	xxx	xxx	xxx	xxx	xxx	xxx	xxx	xxx	xxx	xxx	xxx	xxx	xxx	106	294
1 cow	427	421	427	580	281,309	339,411	98	29	8,240	61	9,913	14	1,255	278	24,435	386	515
2 cows	214		428		256,945		121	42	29,319	83	22,210	7	1,283	142	17,247	201	492
3 cows	132		396		220,006		111	41	45,223	74	36,521	5	325	65	6,811	128	424
4 cows	90	294	360	1,470	203,514	798,912	84	33	47,350	57	33,523	1	20	39	3,953	87	373
5 to 9 cows	232		1,516		943,314		224	91	292,901	159	170,272	10	4,553	87	13,613	227	1,496
10 to 14 cows	53	56	613	734	558,755	437,420	53	23	124,074	33	78,575	2	636	16	2,193	52	655
15 to 19 cows	35		575		335,381		35	16	123,435	23	64,821	—	—	13	1,672	35	585
20 to 29 cows	20	5	443	108	333,991	72,550	20	10	151,785	13	55,565	—	—	2	204	20	442
30 to 49 cows	7	5	233	169	171,485	95,600	7	4	80,410	3	24,857	—	—	—	—	7	263

TABLE 19.—COWS MILKED AND MILK PRODUCED, 1939 AND 1929; DAIRY PRODUCTS SOLD AND BUTTER CHURNED, 1939; AND COWS KEPT FOR MILK APR. 1, 1940; BY NUMBER OF COWS MILKED, BY COUNTIES—Continued

(For explanation and definitions, see text)

STATE OR COUNTY AND NUMBER OF COWS MILKED	COWS MILKED				MILK PRODUCED (GALLONS)		DAIRY PRODUCTS SOLD, 1939						BUTTER CHURNED ON FARMS, 1939		COWS KEPT MAINLY FOR MILK PRODUCTION, APR. 1, 1940	
	Farms reporting		Number					Whole milk sold		Cream sold		Butter sold				
	1939	1929	1939	1929	1939	1929	Farms reporting	Farms reporting	Gallons	Farms reporting	Pounds of butterfat	Farms reporting	Pounds	Farms reporting	Pounds	Farms reporting	Number
OREGON—Contd.																	
Klamath																	
Total	1,028	793	5,486	5,608	3,273,579	3,182,577	604	221	1,278,042	416	395,929	27	15,925	422	62,135	1,006	6,461
None	xxx	xxx	xxx	xxx	xxx	xxx	xxx	xxx	xxx	xxx	xxx	xxx	xxx	xxx	xxx	48	118
1 cow	335	305	335	441	186,567	238,244	73	44	10,869	36	4,332	10	454	188	17,159	303	418
2 cows	193		386		201,859		87	28	14,154	65	16,057	7	1,010	103	13,079	174	455
3 cows	99		297		160,794		68	23	27,844	50	18,790	1	40	38	5,432	93	334
4 cows	55	302	220	1,577	110,496	875,243	46	7	8,108	41	18,611	-----	-------	24	2,647	52	211
5 to 9 cows	193		1,227		695,567		178	48	153,465	133	124,169	4	4,781	48	11,050	185	1,419
10 to 14 cows	68	120	796	1,538	476,880	892,137	67	24	157,253	46	83,605	3	4,960	10	6,091	67	956
15 to 19 cows	31		507		298,626		31	8	75,499	24	54,638	1	4,500	4	5,315	31	626
20 to 29 cows	32	42	746	935	455,934	539,012	32	19	270,744	16	44,289	-----	-------	5	1,030	32	755
30 to 49 cows	16	15	587	504	414,760	256,565	16	15	349,718	3	11,022	-----	-------	1	52	15	674
50 cows and over	8	9	385	613	272,096	381,376	6	5	210,428	2	20,416	1	180	1	280	8	495
Lake																	
Total	332	364	2,059	2,807	1,014,720	1,494,143	202	55	146,798	164	195,161	7	916	173	21,127	335	2,354
None	xxx	xxx	xxx	xxx	xxx	xxx	xxx	xxx	xxx	xxx	xxx	xxx	xxx	xxx	xxx	19	73
1 cow	59	120	59	189	36,761	75,481	13	9	2,351	4	1,003	2	150	30	2,197	56	78
2 cows	62		124		70,521		24	13	7,405	14	3,734	2	174	40	3,941	58	133
3 cows	35		105		47,990		16	5	3,860	13	4,393	-----	-------	26	3,048	32	134
4 cows	32	138	128	768	60,682	380,867	22	5	3,226	18	8,952	1	20	17	2,200	29	122
5 to 9 cows	75		506		260,458		61	13	15,338	55	53,949	2	572	32	5,862	74	614
10 to 14 cows	36	76	419	1,028	197,211	587,589	35	4	11,800	33	50,083	-----	-------	10	1,855	35	440
15 to 19 cows	19		317		145,419		18	1	1,400	18	36,446	-----	-------	11	1,423	18	310
20 to 29 cows	11	21	242	480	105,320	235,831	10	2	11,425	9	36,601	-----	-------	7	601	11	278
30 cows and over	3	9	159	342	90,358	214,375	3	3	89,993	-----	-------	-----	-------	-----	-------	3	172
Lane																	
Total	3,382	3,051	13,078	12,273	7,848,974	7,042,280	2,104	418	2,365,929	1,756	1,081,435	84	12,142	2,089	231,692	3,389	13,707
None	xxx	xxx	xxx	xxx	xxx	xxx	xxx	xxx	xxx	xxx	xxx	xxx	xxx	xxx	xxx	149	345
1 cow	1,239	1,633	1,239	2,274	753,256	1,269,548	354	60	8,537	284	41,605	38	2,911	905	88,519	1,157	1,499
2 cows	741		1,482		831,037		457	47	16,712	412	98,469	23	1,603	514	56,944	716	1,603
3 cows	377		1,131		607,463		318	49	45,757	282	100,026	6	1,227	236	29,619	387	1,163
4 cows	265	1,134	1,060	5,551	577,045	3,037,074	234	28	40,780	213	106,613	7	1,480	147	17,509	257	1,074
5 to 9 cows	479		3,035		1,681,423		461	92	238,129	399	341,599	9	3,121	216	28,236	465	2,888
10 to 14 cows	144	230	1,668	2,979	1,047,136	1,805,331	143	48	303,564	108	209,688	1	1,800	51	7,790	143	1,609
15 to 19 cows	62		1,022		645,156		62	32	311,896	35	99,298	-----	-------	12	1,977	61	1,005
20 to 29 cows	43	39	984	881	661,716	586,002	43	33	449,941	14	57,776	-----	-------	6	798	43	941
30 to 49 cows	24	13	855	453	598,534	262,275	24	21	519,318	7	22,243	-----	-------	1	100	23	967
50 cows and over	8	2	599	135	446,208	82,050	8	8	433,295	2	4,118	-----	-------	1	200	8	613
Lincoln																	
Total	776	615	4,455	4,096	2,554,626	2,218,506	516	186	920,319	367	377,802	35	3,786	386	43,065	776	4,755
None	xxx	xxx	xxx	xxx	xxx	xxx	xxx	xxx	xxx	xxx	xxx	xxx	xxx	xxx	xxx	34	131
1 cow	210	188	210	244	125,112	131,302	38	20	5,052	11	1,760	18	1,849	121	11,787	190	245
2 cows	117		234		129,302		56	18	13,475	40	9,843	5	552	68	8,204	112	253
3 cows	71		213		124,430		60	15	17,435	52	20,048	4	423	38	4,872	71	236
4 cows	77	302	308	1,648	150,825	879,039	65	16	19,317	56	25,176	2	252	46	4,729	74	315
5 to 9 cows	158		1,051		553,128		154	41	133,892	120	104,374	4	406	70	8,514	154	1,094
10 to 14 cows	74	122	870	1,545	457,555	836,705	74	33	176,259	47	72,508	2	304	26	2,860	74	860
15 to 19 cows	35		579		380,724		35	20	183,133	24	64,193	-----	-------	11	1,452	35	612
20 to 29 cows	20	20	468	472	308,939	248,529	20	14	197,693	11	32,308	-----	-------	5	543	19	455
30 to 49 cows	14	4	522	135	344,631	95,931	14	9	174,063	6	47,592	-----	-------	1	104	13	554
50 to 74 cows	-------	1	------	52	----------	27,000	------	------	----------	------	----------	-----	-------	------	----------	------	-------
Linn																	
Total	2,858	2,661	13,348	12,707	7,956,511	7,178,382	2,196	737	2,510,704	1,551	1,317,064	62	5,558	1,170	118,000	2,830	14,078
None	xxx	xxx	xxx	xxx	xxx	xxx	xxx	xxx	xxx	xxx	xxx	xxx	xxx	xxx	xxx	74	187
1 cow	622	938	622	1,401	381,618	733,841	190	48	11,002	134	18,706	24	1,264	331	30,764	589	789
2 cows	499		998		552,182		347	74	58,346	276	77,260	15	1,203	250	25,763	477	1,099
3 cows	340		1,020		566,193		291	72	90,383	226	101,402	6	1,348	147	15,413	329	1,038
4 cows	269	1,439	1,076	7,369	613,196	4,063,508	257	91	159,929	177	114,001	4	446	87	7,639	265	1,177
5 to 9 cows	824		5,350		3,125,002		809	295	954,134	560	572,327	10	938	286	30,131	813	5,442
10 to 14 cows	207	247	2,316	3,001	1,402,319	1,775,983	205	95	527,908	132	246,489	1	208	50	5,725	206	2,346
15 to 19 cows	62		1,021		631,552		62	39	323,885	33	86,066	2	149	12	1,745	62	1,060
20 to 29 cows	27	31	608	705	404,820	448,725	27	18	242,167	10	55,553	-----	-------	7	820	27	582
30 to 49 cows	5	5	173	181	136,331	121,960	5	4	102,950	1	10,660	-----	-------	------	----------	5	178
50 to 74 cows	3	1	164	50	143,298	34,365	3	1	40,000	2	34,600	-----	-------	------	----------	3	180
Malheur																	
Total	1,925	1,012	8,918	5,548	5,844,005	3,260,722	1,447	89	216,964	1,376	1,339,318	19	2,507	842	102,750	1,936	10,378
None	xxx	xxx	xxx	xxx	xxx	xxx	xxx	xxx	xxx	xxx	xxx	xxx	xxx	xxx	xxx	120	460
1 cow	373	319	373	469	244,097	269,940	98	12	2,059	82	13,827	4	635	202	19,777	325	516
2 cows	300		600		360,404		181	12	8,436	168	49,804	6	370	154	18,750	280	804
3 cows	217		651		402,059		177	8	11,489	171	89,037	2	360	96	11,166	206	788
4 cows	222	537	888	2,884	596,003	1,751,333	206	13	15,570	198	134,260	1	300	92	11,591	211	977
5 to 9 cows	636		4,037		2,705,521		611	30	95,997	590	676,022	5	692	250	31,974	622	4,451
10 to 14 cows	133	134	1,497	1,665	985,411	916,164	130	5	16,527	128	253,713	1	150	34	6,218	129	1,510
15 to 19 cows	27		445		253,435		27	5	37,000	24	57,189	-----	-------	10	2,908	26	415
20 cows and over	17	22	425	530	297,075	323,265	17	4	31,886	17	65,486	-----	-------	4	366	17	457

TABLE 19.—COWS MILKED AND MILK PRODUCED, 1939 AND 1929; DAIRY PRODUCTS SOLD AND BUTTER CHURNED, 1939; AND COWS KEPT FOR MILK APR. 1, 1940; BY NUMBER OF COWS MILKED, BY COUNTIES—Continued

(For explanation and definitions, see text)

STATE OR COUNTY AND NUMBER OF COWS MILKED	COWS MILKED				MILK PRODUCED (GALLONS)		DAIRY PRODUCTS SOLD, 1939							BUTTER CHURNED ON FARMS, 1939		COWS KEPT MAINLY FOR MILK PRODUCTION, APR. 1, 1940	
	Farms reporting		Number					Whole milk sold		Cream sold		Butter sold					
	1939	1929	1939	1929	1939	1929	Farms reporting	Farms reporting	Gallons	Farms reporting	Pounds of butterfat	Farms reporting	Pounds	Farms reporting	Pounds	Farms reporting	Number
OREGON—Contd.																	
Marion																	
Total	3,733	3,470	16,452	13,517	10,382,298	7,957,288	2,668	781	3,479,950	1,969	1,712,536	71	14,969	1,439	168,925	3,727	17,075
None	xxx	xxx	xxx	xxx	xxx	xxx	xxx	xxx	xxx	xxx	xxx	xxx	xxx	xxx	xxx	105	248
1 cow	1,186	1,836	1,186	2,547	748,301	1,377,830	380	100	27,780	263	36,275	35	3,396	671	68,389	1,095	1,352
2 cows	704		1,408		767,661		488	108	66,100	393	112,113	13	1,293	345	42,305	690	1,554
3 cows	406		1,218		699,113		368	83	95,456	300	140,868	7	1,070	133	16,784	398	1,269
4 cows	331	1,367	1,324	6,852	789,188	3,663,172	320	88	154,991	242	164,982	4	1,078	64	11,276	326	1,339
5 to 9 cows	775		4,972		2,809,429		761	219	689,925	573	645,566	8	5,191	157	21,502	765	5,018
10 to 14 cows	194	222	2,208	2,822	1,450,928	1,778,217	194	77	455,674	129	290,551	1	215	33	3,882	193	2,163
15 to 19 cows	77		1,254		870,840		77	47	473,644	38	125,457	—	—	7	807	76	1,184
20 to 29 cows	38	25	899	564	651,729	406,623	38	27	412,922	15	69,854	1	1,726	5	2,306	37	829
30 to 49 cows	27	15	930	534	660,991	453,453	27	19	447,855	11	73,854	2	1,000	4	1,674	27	952
50 to 74 cows	12	3	692	175	542,959	122,993	12	10	381,710	5	53,056	—	—	—	—	12	757
75 to 99 cows	—	1	—	98	—	70,000	—	—	—	—	—	—	—	—	—	—	—
100 to 199 cows	3	1	381	125	291,179	85,000	3	3	273,893	—	—	—	—	—	—	3	410
Morrow																	
Total	450	513	2,429	2,164	1,205,209	1,100,286	291	28	62,463	261	254,068	15	3,152	310	39,101	454	2,546
None	xxx	xxx	xxx	xxx	xxx	xxx	xxx	xxx	xxx	xxx	xxx	xxx	xxx	xxx	xxx	12	26
1 cow	72	210	72	318	41,040	159,215	10	3	378	6	1,130	2	38	54	4,267	69	100
2 cows	82		164		72,582		29	4	1,437	22	4,736	4	248	64	6,285	80	189
3 cows	47		141		62,455		28	2	1,730	24	8,361	2	325	34	3,941	47	152
4 cows	45	263	180	1,277	82,207	622,849	32	4	4,840	28	13,304	1	250	33	3,665	44	186
5 to 9 cows	139		905		446,835		130	10	16,928	122	101,256	6	2,291	85	14,730	137	893
10 to 14 cows	41	35	466	429	256,174	212,722	38	3	10,100	35	54,371	—	—	26	4,552	41	480
15 to 19 cows	14		235		123,014		14	1	1,500	14	32,282	—	—	8	1,093	14	239
20 to 29 cows	6	4	127	82	63,932	48,050	6	—	—	6	20,513	—	—	4	424	6	108
30 to 49 cows	4	—	139	—	76,970	—	4	1	25,550	4	18,135	—	—	2	164	4	173
50 to 74 cows	—	1	—	58	—	57,450	—	—	—	—	—	—	—	—	—	—	—
Multnomah																	
Total	1,176	896	7,209	6,940	5,428,328	5,170,092	584	384	3,823,604	241	244,422	44	7,688	599	68,978	1,161	7,468
None	xxx	xxx	xxx	xxx	xxx	xxx	xxx	xxx	xxx	xxx	xxx	xxx	xxx	xxx	xxx	67	124
1 cow	578	504	578	655	390,008	412,150	116	70	16,463	38	5,074	23	1,835	374	37,435	515	612
2 cows	212		424		243,702		109	57	34,473	58	14,111	9	634	124	14,665	204	408
3 cows	70		210		124,507		56	28	27,179	36	13,826	3	95	30	3,820	67	210
4 cows	56	212	224	1,097	136,852	733,668	47	20	35,957	30	16,363	2	260	26	3,019	54	225
5 to 9 cows	101		668		423,792		98	67	237,984	41	41,872	3	459	27	3,086	99	632
10 to 14 cows	46	90	532	1,192	382,018	780,638	45	38	294,452	10	23,039	—	—	5	1,083	43	521
15 to 19 cows	29		482		359,977		29	27	299,358	6	11,510	2	2,425	4	2,750	28	466
20 to 29 cows	26	34	583	788	423,685	485,120	26	21	309,303	7	24,554	1	480	4	1,138	26	594
30 to 49 cows	28	31	1,025	1,123	739,946	932,413	28	27	625,834	5	20,851	1	1,500	4	1,932	28	1,031
50 to 74 cows	21	15	1,288	875	1,112,325	734,328	21	21	1,045,260	6	13,389	—	—	1	50	21	1,294
75 to 99 cows	5	5	420	419	337,844	329,775	5	4	238,423	3	27,884	—	—	—	—	5	511
100 cows and over	4	5	775	791	753,676	762,000	4	4	658,918	1	31,969	—	—	—	—	4	840
Polk																	
Total	1,388	1,424	7,807	7,303	4,837,707	4,668,213	1,026	424	2,433,814	668	554,031	31	3,397	561	60,976	1,372	8,176
None	xxx	xxx	xxx	xxx	xxx	xxx	xxx	xxx	xxx	xxx	xxx	xxx	xxx	xxx	xxx	35	90
1 cow	369	598	369	858	241,817	497,566	105	36	7,549	65	8,167	12	852	239	25,268	336	437
2 cows	210		420		239,753		147	28	19,928	120	29,204	9	778	117	13,497	201	460
3 cows	140		420		230,132		120	29	28,399	101	39,179	5	1,031	59	7,291	135	468
4 cows	110	615	440	3,152	243,923	1,952,372	103	34	61,106	76	43,816	1	400	45	5,261	110	469
5 to 9 cows	330		2,151		1,253,857		323	133	396,449	226	240,863	3	236	75	6,964	328	2,245
10 to 14 cows	120	170	1,408	2,158	859,172	1,514,472	119	73	464,953	57	113,052	1	100	20	1,959	119	1,413
15 to 19 cows	44		731		467,519		44	34	326,622	13	39,049	—	—	5	556	43	724
20 to 29 cows	41	25	938	574	613,742	371,952	41	34	512,006	8	25,233	—	—	1	180	41	934
30 to 49 cows	21	15	744	511	552,269	308,451	21	20	491,729	2	15,468	—	—	—	—	21	746
50 cows and over	3	1	186	70	135,523	43,400	3	3	125,073	—	—	—	—	—	—	3	190
Sherman																	
Total	284	317	1,005	1,129	498,310	540,660	178	33	23,408	153	87,805	4	71	256	30,694	284	1,103
None	xxx	xxx	xxx	xxx	xxx	xxx	xxx	xxx	xxx	xxx	xxx	xxx	xxx	xxx	xxx	4	15
1 cow	48	146	48	225	25,151	107,019	6	5	2,570	1	120	—	—	44	3,148	47	70
2 cows	79		158		75,529		38	15	9,003	23	4,801	2	32	67	7,051	77	179
3 cows	43		129		67,751		27	5	4,380	24	9,691	1	18	41	4,872	42	133
4 cows	47	154	188	677	84,841	330,141	42	4	3,272	40	18,609	—	—	42	5,663	47	204
5 to 9 cows	54		329		161,575		52	2	3,444	52	35,344	1	21	51	7,952	54	348
10 cows and over	13	17	153	227	83,465	103,500	13	2	739	13	19,240	—	—	11	2,008	13	154
Tillamook																	
Total	841	751	14,106	12,016	10,048,636	8,565,706	725	686	9,158,192	46	115,753	5	390	113	10,461	847	14,958
None	xxx	xxx	xxx	xxx	xxx	xxx	xxx	xxx	xxx	xxx	xxx	xxx	xxx	xxx	xxx	24	226
1 cow	102	76	102	108	61,858	51,415	8	7	2,082	—	—	1	25	67	5,378	94	149
2 cows	43		86		53,311		25	24	20,759	1	125	2	255	20	2,756	41	104
3 cows	30		90		56,136		27	25	38,506	3	991	—	—	5	513	30	106
4 cows	32	195	128	1,114	76,428	675,213	32	30	57,145	3	1,344	1	100	3	280	32	139
5 to 9 cows	117		848		525,168		116	106	427,468	13	16,526	1	10	9	716	114	881
10 to 14 cows	113	247	1,344	3,475	894,833	2,293,760	113	102	748,750	13	26,976	—	—	2	196	111	1,308
15 to 19 cows	119		2,002		1,384,481		119	117	1,284,392	3	11,297	—	—	2	72	118	2,035
20 to 29 cows	134	132	3,229	3,139	2,331,041	2,337,252	134	129	2,176,254	5	21,700	—	—	1	150	132	3,387
30 to 49 cows	124	82	4,558	2,985	3,432,616	2,241,758	124	119	3,201,548	5	36,994	—	—	4	400	124	4,817
50 to 74 cows	22	15	1,227	829	882,469	651,335	22	22	837,978	—	—	—	—	—	—	22	1,279
75 cows and over	5	4	492	368	350,295	314,995	5	5	343,310	—	—	—	—	—	—	5	527

TABLE 19.—COWS MILKED AND MILK PRODUCED, 1939 AND 1929; DAIRY PRODUCTS SOLD AND BUTTER CHURNED, 1939; AND COWS KEPT FOR MILK APR. 1, 1940; BY NUMBER OF COWS MILKED, BY COUNTIES—Continued

(For explanation and definitions, see text)

STATE OR COUNTY AND NUMBER OF COWS MILKED	COWS MILKED				MILK PRODUCED (GALLONS)		DAIRY PRODUCTS SOLD, 1939							BUTTER CHURNED ON FARMS, 1939		COWS KEPT MAINLY FOR MILK PRODUCTION, APR. 1, 1940	
	Farms reporting		Number					Whole milk sold		Cream sold		Butter sold					
	1939	1929	1939	1929	1939	1929	Farms reporting	Farms reporting	Gallons	Farms reporting	Pounds of butterfat	Farms reporting	Pounds	Farms reporting	Pounds	Farms reporting	Number
OREGON—Contd.																	
Umatilla																	
Total	1,749	1,730	8,600	8,479	4,839,385	4,948,047	1,211	123	655,567	1,103	1,068,384	47	7,968	934	119,626	1,744	9,609
None	xxx	xxx	xxx	xxx	xxx	xxx	xxx	xxx	xxx	xxx	xxx	xxx	xxx	xxx	xxx	37	126
1 cow	475	792	476	1,149	306,736	603,013	135	26	3,454	99	13,808	21	1,410	342	37,193	456	609
2 cows	315		630		346,048		189	11	3,482	176	45,610	11	1,533	202	25,314	304	932
3 cows	188		564		310,845		146	10	10,058	138	59,455	2	308	96	13,478	185	629
4 cows	152	714	608	3,515	326,968	2,055,200	134	6	3,084	127	71,061	7	1,927	80	12,170	150	628
5 to 9 cows	399		2,602		1,405,279		388	27	63,929	373	384,729	4	1,275	156	22,939	395	2,730
10 to 14 cows	122	175	1,403	2,323	751,962	1,385,584	122	14	75,401	110	207,875	2	1,515	42	6,454	120	1,413
15 to 19 cows	48		780		449,200		48	9	79,408	42	123,921	———	———	11	1,293	48	787
20 to 29 cows	28	32	666	739	384,194	438,255	28	9	110,021	24	85,832	———	———	4	585	28	729
30 to 49 cows	18	12	621	447	380,720	292,885	18	8	149,580	12	70,353	———	———	1	200	18	731
50 cows and over	3	5	250	306	177,433	173,110	3	3	157,150	2	5,740	———	———	———	———	3	295
Union																	
Total	1,052	1,033	6,716	6,754	4,047,397	3,994,848	872	54	377,392	835	961,048	20	4,839	496	58,501	1,046	7,225
None	xxx	xxx	xxx	xxx	xxx	xxx	xxx	xxx	xxx	xxx	xxx	xxx	xxx	xxx	xxx	20	83
1 cow	206	297	206	435	162,588	254,926	78	12	2,953	68	9,360	3	85	142	15,434	192	275
2 cows	137		274		172,756		103	5	2,573	99	27,506	———	———	77	8,963	134	366
3 cows	90		270		161,116		81	3	5,250	78	31,413	2	75	47	5,078	89	273
4 cows	82	528	328	2,797	197,827	1,576,803	80	———	———	79	49,203	1	175	34	5,314	80	338
5 to 9 cows	329		2,156		1,208,837		322	13	38,928	311	310,515	9	2,507	135	14,230	326	2,322
10 to 14 cows	122	159	1,374	2,036	797,524	1,202,274	122	8	37,168	119	221,627	3	264	38	4,591	121	1,434
15 to 19 cows	39		638		381,234		39	5	47,877	36	100,684	———	———	11	1,511	39	596
20 to 29 cows	29	29	648	676	391,942	498,191	29	2	5,725	29	107,073	1	1,400	10	2,682	28	669
30 to 49 cows	13	15	436	500	265,206	302,072	13	2	32,758	12	70,947	1	333	2	698	12	439
50 to 74 cows	2	4	110	232	86,500	130,582	2	2	77,500	1	900	———	———	———	———	2	145
75 cows and over	3	1	276	78	221,867	30,000	3	2	126,660	3	31,820	———	———	———	———	3	285
Wallowa																	
Total	855	797	6,520	5,652	3,727,458	3,223,910	698	66	306,081	648	956,779	14	2,980	606	71,622	848	7,294
None	xxx	xxx	xxx	xxx	xxx	xxx	xxx	xxx	xxx	xxx	xxx	xxx	xxx	xxx	xxx	25	119
1 cow	82	166	82	264	44,859	120,895	18	2	1,239	15	2,511	3	61	55	4,062	76	155
2 cows	98		196		99,852		41	1	75	40	9,214	2	152	76	8,518	90	247
3 cows	72		216		108,254		54	4	5,182	51	18,399	1	512	52	6,758	71	240
4 cows	77	433	308	2,375	140,082	1,269,312	69	4	7,404	66	29,531	3	350	60	6,687	77	331
5 to 9 cows	273		1,871		986,140		263	17	53,011	250	247,363	3	1,651	209	25,691	259	2,000
10 to 14 cows	153	161	1,760	2,077	1,069,806	1,215,034	153	24	115,525	138	276,199	1	150	98	11,686	150	1,924
15 to 19 cows	58		955		560,216		58	9	53,945	50	156,362	———	———	34	4,091	58	1,019
20 to 29 cows	29	34	661	790	407,807	529,155	29	3	26,700	27	127,443	———	———	16	2,695	29	743
30 cows and over	13	3	471	146	310,442	89,514	13	2	43,000	11	89,757	1	104	6	1,434	13	516
Wasco																	
Total	682	724	2,636	3,232	1,482,282	1,642,635	336	45	255,669	295	217,990	36	4,355	585	63,021	667	2,820
None	xxx	xxx	xxx	xxx	xxx	xxx	xxx	xxx	xxx	xxx	xxx	xxx	xxx	xxx	xxx	31	100
1 cow	197	349	197	506	127,109	239,609	33	3	775	18	2,182	14	1,151	149	13,304	172	239
2 cows	181		362		159,505		59	10	4,417	48	10,400	5	236	153	14,892	169	399
3 cows	89		267		120,143		51	4	5,160	48	11,705	4	596	77	9,665	86	305
4 cows	47	297	188	1,455	87,298	705,018	36	1	270	35	12,790	2	182	43	5,522	44	187
5 to 9 cows	118		770		390,686		107	9	15,894	103	85,425	9	1,690	105	12,817	115	741
10 to 14 cows	29	67	320	837	200,284	444,008	29	7	17,511	27	45,148	1	300	26	5,143	29	358
15 to 19 cows	8		126		71,796		8	2	21,900	7	12,410	———	———	7	903	8	127
20 to 29 cows	8	7	188	171	136,680	115,300	8	4	62,825	5	21,304	1	200	3	460	8	181
30 cows and over	5	4	218	263	188,781	138,700	5	5	126,917	4	16,626	———	———	2	515	5	183
Washington																	
Total	3,006	2,848	16,074	14,822	11,751,586	10,229,688	1,975	1,442	8,339,147	555	484,914	106	15,415	1,075	135,039	2,991	16,746
None	xxx	xxx	xxx	xxx	xxx	xxx	xxx	xxx	xxx	xxx	xxx	xxx	xxx	xxx	xxx	97	190
1 cow	1,048	1,227	1,048	1,649	744,059	982,782	274	163	43,776	87	11,457	59	4,652	635	70,768	972	1,177
2 cows	504		1,008		650,491		304	158	134,444	143	39,588	28	2,680	249	34,238	483	1,060
3 cows	235		705		452,953		198	131	202,869	67	31,251	7	1,398	59	7,417	231	737
4 cows	199	1,159	796	6,183	508,799	3,961,684	186	145	314,542	45	28,106	2	190	35	4,764	196	803
5 to 9 cows	539		3,619		2,431,305		533	420	1,692,200	137	143,721	6	2,237	84	9,731	532	3,659
10 to 14 cows	217	390	2,514	4,996	1,807,627	3,681,694	216	185	1,407,616	42	90,600	———	———	18	1,609	216	2,561
15 to 19 cows	116		1,920		1,485,864		116	102	1,227,856	19	61,902	1	1,580	7	2,644	116	1,926
20 to 29 cows	97	49	2,231	1,105	1,837,579	886,131	97	90	1,623,894	9	47,728	3	2,698	6	3,348	97	2,400
30 to 49 cows	37	21	1,344	759	1,106,239	606,197	37	34	970,551	6	32,581	———	———	1	260	37	1,280
50 cows and over	14	2	889	130	726,670	111,200	14	14	721,399	———	———	———	———	1	260	14	953
Wheeler																	
Total	212	252	1,018	1,206	460,284	526,244	107	14	58,828	97	63,189	6	1,501	189	26,402	196	1,043
None	xxx	xxx	xxx	xxx	xxx	xxx	xxx	xxx	xxx	xxx	xxx	xxx	xxx	xxx	xxx	3	11
1 cow	18	76	18	126	10,325	49,190	———	———	———	———	———	———	———	14	1,267	14	19
2 cows	47		94		41,301		9	3	760	4	978	2	134	42	4,427	40	104
3 cows	40		120		57,943		21	2	384	20	7,888	2	142	35	4,324	38	146
4 cows	23	151	92	784	27,555	343,996	8	———	———	8	2,046	———	———	22	2,320	22	91
5 to 9 cows	61		394		165,646		47	1	3,084	46	26,561	2	1,225	56	10,838	57	375
10 to 14 cows	17	25	180	296	90,712	133,058	16	4	11,702	15	20,436	———	———	16	2,550	16	215
15 cows and over	6		120		66,802		6	4	42,898	4	5,280	———	———	4	676	6	82

TABLE 19.—COWS MILKED AND MILK PRODUCED, 1939 AND 1929; DAIRY PRODUCTS SOLD AND BUTTER CHURNED, 1939; AND COWS KEPT FOR MILK APR. 1, 1940; BY NUMBER OF COWS MILKED, BY COUNTIES—Continued

(For explanation and definitions, see text)

STATE OR COUNTY AND NUMBER OF COWS MILKED	COWS MILKED				MILK PRODUCED (GALLONS)		DAIRY PRODUCTS SOLD, 1939							BUTTER CHURNED ON FARMS, 1939		COWS KEPT MAINLY FOR MILK PRODUCTION, APR. 1, 1940	
	Farms reporting		Number					Whole milk sold		Cream sold		Butter sold					
	1939	1929	1939	1929	1939	1929	Farms reporting	Farms reporting	Gallons	Farms reporting	Pounds of butterfat	Farms reporting	Pounds	Farms reporting	Pounds	Farms reporting	Number
OREGON—Contd.																	
Yamhill																	
Total	2,215	2,085	10,700	9,086	6,564,310	5,679,731	1,644	764	3,167,926	951	824,591	20	4,646	630	68,372	2,194	11,127
None	xxx	xxx	xxx	xxx	xxx	xxx	xxx	xxx	xxx	xxx	xxx	xxx	xxx	xxx	xxx	53	170
1 cow	618	952	618	1,310	375,719	842,375	199	46	15,546	152	21,142	7	838	307	29,837	578	777
2 cows	365		730		411,946		260	75	62,452	192	54,499	5	852	143	16,399	352	779
3 cows	233		699		393,997		207	75	98,076	138	68,223	1	30	43	4,187	230	724
4 cows	186	917	744	4,762	391,737	2,894,747	177	86	141,342	99	64,658	—	—	42	4,801	182	717
5 to 9 cows	515		3,395		2,013,349		504	283	943,357	244	294,428	4	549	67	7,338	506	3,425
10 to 14 cows	177	187	2,018	2,293	1,265,610	1,457,336	176	105	712,215	84	165,359	2	2,169	17	4,420	173	2,036
15 to 19 cows	72		1,204		780,798		72	57	564,423	24	86,131	—	—	7	982	72	1,245
20 to 29 cows	35	23	787	514	543,074	352,811	35	25	321,454	14	87,854	1	208	3	356	34	764
30 cows and over	14	6	507	207	388,080	132,462	14	12	319,061	4	22,297	—	—	1	52	14	490
PENNSYLVANIA																	
Total	125,359	139,684	796,236	808,090	493,345,893	479,930,541	86,207	62,786	397,049,552	9,636	5,489,396	18,975	5,626,702	45,800	10,554,283	124,129	840,998
None	xxx	xxx	xxx	xxx	xxx	xxx	xxx	xxx	xxx	xxx	xxx	xxx	xxx	xxx	xxx	2,777	9,716
1 cow	28,900	47,031	28,900	69,189	13,497,077	33,530,593	5,679	1,984	527,886	366	44,559	3,730	326,212	15,229	1,632,433	26,788	33,466
2 cows	19,670		39,340		17,078,065		9,131	3,116	1,855,571	1,446	323,204	5,491	810,485	12,483	2,198,044	19,015	42,057
3 cows	10,242		30,726		13,963,343		7,179	2,825	3,223,913	1,722	603,520	3,313	777,805	6,054	1,506,094	9,984	32,469
4 cows	8,092	67,364	32,368	363,531	15,496,903	202,632,309	6,873	3,440	6,073,092	1,767	809,641	2,300	737,518	3,878	1,224,440	7,900	33,510
5 to 9 cows	29,477		201,107		115,474,344		28,440	23,216	89,304,902	3,409	2,322,902	3,372	1,900,736	6,020	2,654,413	29,014	209,133
10 to 14 cows	16,157	21,490	187,530	273,039	121,964,385	175,275,070	16,092	15,535	111,420,353	558	703,321	485	494,160	1,319	648,098	15,972	195,608
15 to 19 cows	7,021		116,053		79,751,424		7,017	6,919	75,227,782	150	252,223	127	152,953	440	203,004	6,943	119,948
20 to 29 cows	4,329	2,940	98,310	66,381	69,502,912	43,858,531	4,326	4,290	65,875,583	124	160,878	101	199,178	268	233,673	4,275	101,065
30 to 49 cows	1,219	701	42,331	24,356	30,701,624	16,047,324	1,219	1,211	28,959,321	59	94,128	35	104,419	78	116,271	1,210	43,694
50 to 74 cows	176	121	10,031	6,977	7,768,010	4,858,661	175	175	7,112,501	24	91,980	12	48,213	21	53,160	175	10,371
75 to 99 cows	39	14	3,287	1,165	2,673,308	856,581	39	39	2,392,673	5	26,330	5	42,676	6	42,876	39	3,646
100 to 199 cows	31	18	4,102	2,272	3,552,724	1,813,224	31	30	3,270,569	5	44,710	4	32,347	4	41,777	31	4,208
200 cows and over	6	5	2,151	1,180	1,921,774	1,058,248	6	6	1,805,406	1	12,000	—	—	—	—	6	2,107
Adams																	
Total	2,091	2,532	10,036	11,613	4,925,040	5,670,490	1,442	883	3,388,704	305	118,587	364	72,122	801	141,380	2,091	10,446
None	xxx	xxx	xxx	xxx	xxx	xxx	xxx	xxx	xxx	xxx	xxx	xxx	xxx	xxx	xxx	69	217
1 cow	540	911	540	1,349	226,833	584,132	149	31	5,101	22	2,851	106	6,605	306	27,857	503	628
2 cows	370		740		280,590		211	57	22,139	63	11,582	118	15,249	238	36,703	361	776
3 cows	200		600		225,421		146	48	33,723	55	15,546	61	12,205	100	22,400	193	640
4 cows	158	1,407	632	7,532	260,926	3,594,954	141	65	83,004	67	27,060	31	9,495	59	15,969	155	645
5 to 9 cows	552		3,686		1,731,696		524	428	1,280,596	82	45,104	38	15,433	72	22,802	544	3,720
10 to 14 cows	187	201	2,116	2,377	1,161,598	1,278,497	187	171	1,002,263	15	15,484	3	6,035	21	8,256	184	2,090
15 to 19 cows	49		795		461,856		49	48	406,631	1	960	2	7,100	5	7,393	47	779
20 to 29 cows	26	10	590	241	365,995	150,464	26	26	355,727	—	—	—	—	—	—	26	600
30 cows and over	9	3	337	114	210,125	62,445	9	9	199,520	—	—	—	—	—	—	9	351
Allegheny																	
Total	1,680	2,055	7,996	10,153	5,040,856	6,412,293	728	557	3,614,215	37	13,999	219	79,284	759	169,267	1,638	8,453
None	xxx	xxx	xxx	xxx	xxx	xxx	xxx	xxx	xxx	xxx	xxx	xxx	xxx	xxx	xxx	58	106
1 cow	654	1,062	654	1,478	345,535	754,723	81	52	12,580	5	788	31	2,812	299	30,241	593	675
2 cows	355		710		318,222		107	55	25,220	—	—	66	9,771	206	31,787	331	749
3 cows	154		462		210,558		80	38	31,823	3	510	47	14,158	100	28,676	151	470
4 cows	88	709	352	3,610	169,105	2,086,823	58	44	56,186	6	1,213	26	8,085	51	15,858	83	353
5 to 9 cows	175		1,183		665,740		149	120	455,078	11	5,427	34	15,558	66	29,380	172	1,259
10 to 14 cows	116	217	1,368	2,806	893,027	1,860,380	115	112	774,199	6	2,666	9	9,865	16	14,343	114	1,475
15 to 19 cows	74		1,250		871,924		74	74	810,714	2	776	3	2,230	11	3,146	72	1,280
20 to 29 cows	51	44	1,149	996	772,930	735,036	51	51	712,448	3	2,385	1	35	7	516	51	1,179
30 to 49 cows	9	16	346	563	252,501	387,820	9	9	244,976	—	—	—	—	1	350	9	361
50 to 74 cows	1	5	50	300	39,210	249,158	1	1	31,880	1	234	1	2,652	1	2,852	1	84
75 cows and over	3	2	472	400	502,104	338,354	3	3	459,111	—	—	1	14,118	1	14,118	3	482
Armstrong																	
Total	2,373	2,535	9,451	8,815	5,125,942	4,712,547	1,477	871	2,954,699	199	121,743	730	157,651	1,452	323,272	2,345	9,962
None	xxx	xxx	xxx	xxx	xxx	xxx	xxx	xxx	xxx	xxx	xxx	xxx	xxx	xxx	xxx	38	59
1 cow	724	1,080	724	1,687	351,621	798,418	200	68	17,933	2	215	140	10,440	482	53,741	677	826
2 cows	491		982		441,523		270	58	24,295	21	7,123	221	32,604	384	74,857	481	1,061
3 cows	286		858		360,613		197	37	26,749	32	15,447	153	29,857	228	58,624	283	900
4 cows	200	1,124	800	5,175	332,248	2,658,393	162	34	45,527	41	20,157	103	27,581	140	47,894	199	811
5 to 9 cows	450		2,922		1,543,610		426	259	914,971	99	70,392	109	52,825	182	79,483	446	3,053
10 to 14 cows	145	108	1,652	1,377	1,046,029	879,023	145	139	936,379	4	8,412	3	3,944	25	6,901	145	1,690
15 to 19 cows	49		799		508,117		49	48	465,906	—	—	1	400	8	1,202	48	811
20 to 29 cows	19	20	401	464	289,590	300,863	19	19	281,697	—	—	—	—	1	50	19	429
30 to 49 cows	9	3	313	112	262,591	75,850	9	9	243,244	—	—	—	—	2	520	9	322
Beaver																	
Total	1,358	1,489	6,569	7,599	3,795,886	4,388,997	666	482	2,675,415	92	54,258	137	44,215	551	94,200	1,327	6,844
None	xxx	xxx	xxx	xxx	xxx	xxx	xxx	xxx	xxx	xxx	xxx	xxx	xxx	xxx	xxx	42	95
1 cow	404	576	404	838	191,352	405,497	47	25	4,606	4	850	23	1,933	171	15,234	365	447
2 cows	300		600		245,068		68	30	11,748	13	3,135	34	4,563	161	19,477	280	604
3 cows	123		369		159,802		66	33	31,014	15	6,001	21	5,359	53	12,011	116	380
4 cows	82	685	328	3,564	134,326	1,890,084	55	18	17,065	24	11,008	17	4,524	43	9,902	79	348
5 to 9 cows	225		1,528		839,271		208	158	577,149	31	24,368	36	20,948	67	27,610	223	1,569
10 to 14 cows	131	206	1,519	2,655	1,017,257	1,714,266	130	127	910,203	3	3,880	3	4,526	26	6,696	130	1,582
15 to 19 cows	61		1,001		682,408		60	59	614,274	1	5,040	3	2,264	10	3,270	60	1,033
20 to 29 cows	25	17	567	377	383,227	263,650	25	25	368,847	1	26	—	—	—	—	25	562
30 to 49 cows	7	5	255	165	143,195	115,500	7	7	138,509	—	—	—	—	—	—	7	224

TABLE 19.—COWS MILKED AND MILK PRODUCED, 1939 AND 1929; DAIRY PRODUCTS SOLD AND BUTTER CHURNED, 1939; AND COWS KEPT FOR MILK APR. 1, 1940; BY NUMBER OF COWS MILKED, BY COUNTIES—Continued

(For explanation and definitions, see text)

STATE OR COUNTY AND NUMBER OF COWS MILKED	COWS MILKED				MILK PRODUCED (GALLONS)		DAIRY PRODUCTS SOLD, 1939							BUTTER CHURNED ON FARMS, 1939		COWS KEPT MAINLY FOR MILK PRODUCTION, APR. 1, 1940	
	Farms reporting		Number					Whole milk sold		Cream sold		Butter sold					
	1939	1929	1939	1929	1939	1929	Farms reporting	Farms reporting	Gallons	Farms reporting	Pounds of butterfat	Farms reporting	Pounds	Farms reporting	Pounds	Farms reporting	Number
PENNSYLVANIA—Con.																	
Bedford																	
Total	2,522	2,852	14,303	14,808	7,927,172	7,852,522	1,800	996	5,675,676	267	175,791	622	178,474	1,085	303,164	2,481	15,269
None	xxx	xxx	xxx	xxx	xxx	xxx	xxx	xxx	xxx	xxx	xxx	xxx	xxx	xxx	xxx	70	433
1 cow	518	874	518	1,336	206,522	605,964	120	23	4,000	6	690	97	7,978	274	32,798	453	569
2 cows	414		828		324,451		222	34	19,470	20	4,453	183	22,149	283	52,130	395	840
3 cows	242		726		305,836		180	17	11,709	53	24,494	120	27,943	172	48,400	233	764
4 cows	196	1,596	784	8,457	348,607	4,311,777	160	25	33,207	57	37,377	86	25,771	129	45,157	191	812
5 to 9 cows	645		4,391		2,338,163		615	406	1,486,463	121	98,801	128	84,404	204	113,972	638	4,624
10 to 14 cows	342	353	3,925	4,308	2,388,200	2,570,285	339	329	2,212,078	8	7,636	6	6,578	17	8,204	339	4,101
15 to 19 cows	114		1,860		1,172,927		113	111	1,103,648	2	4,340	1	3,600	4	4,153	112	1,878
20 to 29 cows	39	25	864	569	534,931	298,698	39	39	502,161	—	—	1	50	2	350	38	865
30 to 49 cows	12	4	407	138	307,535	65,800	12	12	302,940	—	—	—	—	—	—	12	403
Berks																	
Total	3,263	3,878	24,759	25,633	16,884,054	15,416,696	2,383	2,150	15,308,275	18	71,316	286	87,486	711	158,495	3,267	25,719
None	xxx	xxx	xxx	xxx	xxx	xxx	xxx	xxx	xxx	xxx	xxx	xxx	xxx	xxx	xxx	71	343
1 cow	702	1,097	702	1,585	306,929	715,375	113	55	23,936	—	—	64	5,795	324	34,223	664	795
2 cows	409		818		358,639		200	124	92,228	2	420	82	11,729	194	33,354	400	879
3 cows	195		585		293,198		149	117	154,439	3	608	37	9,158	76	17,029	192	615
4 cows	203	1,862	812	10,363	305,076	6,008,320	179	157	396,159	2	870	26	9,379	45	15,447	201	858
5 to 9 cows	777		5,259		3,297,797		765	726	3,004,435	4	2,995	45	27,772	54	32,926	766	5,319
10 to 14 cows	506	780	6,027	10,027	4,169,943	6,219,464	506	502	4,039,646	2	631	6	12,600	8	13,264	505	6,176
15 to 19 cows	263		4,362		3,229,482		263	262	3,149,033	—	—	3	200	5	441	263	4,529
20 to 29 cows	146	111	3,309	2,453	2,487,767	1,686,984	146	146	2,433,380	—	—	—	—	1	156	144	3,281
30 to 49 cows	47	23	1,678	806	1,318,022	565,846	47	47	1,293,062	1	750	1	2,000	1	2,600	46	1,677
50 to 74 cows	8	3	482	174	424,801	98,485	8	8	352,826	2	29,464	1	800	1	900	8	503
75 to 99 cows	3	—	264	—	175,225	—	3	3	154,780	1	1,700	—	—	1	100	3	281
100 to 199 cows	4	2	461	225	317,175	122,222	4	3	214,351	1	33,878	1	8,055	1	8,055	4	463
Blair																	
Total	1,230	1,245	7,984	7,876	4,952,911	4,761,726	813	675	4,100,597	33	16,952	162	48,550	437	96,887	1,198	8,323
None	xxx	xxx	xxx	xxx	xxx	xxx	xxx	xxx	xxx	xxx	xxx	xxx	xxx	xxx	xxx	37	110
1 cow	349	457	349	643	173,088	326,885	77	45	17,647	4	190	33	3,686	160	18,001	311	380
2 cows	195		390		189,673		94	51	36,064	5	494	48	7,593	122	23,606	182	384
3 cows	72		216		105,453		51	24	24,456	6	3,316	27	8,086	41	13,602	70	225
4 cows	48	472	192	2,821	96,482	1,606,315	34	19	25,417	3	1,092	16	5,995	26	9,908	46	194
5 to 9 cows	201		1,454		847,150		194	178	705,968	6	3,219	22	14,263	42	19,157	197	1,516
10 to 14 cows	217	281	2,524	3,569	1,636,448	2,299,790	215	210	1,478,153	6	6,516	14	7,842	30	10,470	210	2,570
15 to 19 cows	99		1,626		1,021,687		99	99	961,570	2	125	2	1,085	15	2,123	98	1,650
20 to 29 cows	43	31	977	703	675,977	443,946	43	43	648,622	1	2,000	—	—	1	20	42	1,028
30 cows and over	6	4	276	140	206,953	84,790	6	6	202,700	—	—	—	—	—	—	5	266
Bradford																	
Total	3,521	3,966	35,558	33,923	23,761,520	21,508,018	3,046	2,626	21,083,423	176	188,173	343	92,305	744	164,579	3,501	37,816
None	xxx	xxx	xxx	xxx	xxx	xxx	xxx	xxx	xxx	xxx	xxx	xxx	xxx	xxx	xxx	64	344
1 cow	380	680	380	980	197,511	492,974	105	21	5,793	6	782	82	8,749	219	28,413	350	499
2 cows	272		544		252,573		144	43	31,852	19	4,799	91	16,334	160	32,998	261	587
3 cows	140		420		204,757		116	61	78,707	13	4,352	48	11,678	63	18,830	151	456
4 cows	152	1,815	608	11,045	301,622	6,723,933	132	80	136,442	18	8,944	41	14,993	64	21,828	146	636
5 to 9 cows	950		6,703		4,065,206		928	836	3,356,634	63	57,724	58	32,266	118	42,941	937	7,121
10 to 14 cows	801	1,232	9,455	15,926	6,318,101	10,446,378	795	777	5,811,688	28	44,833	7	2,865	66	9,421	791	10,014
15 to 19 cows	452		7,530		5,300,298		452	437	4,922,356	19	45,784	9	3,600	27	5,218	447	7,895
20 to 29 cows	277	196	6,284	4,402	4,497,714	2,823,465	277	275	4,258,994	6	9,400	4	480	22	3,080	277	6,498
30 to 49 cows	89	38	3,046	1,239	2,179,833	777,280	89	88	2,045,743	4	11,555	3	1,340	5	1,850	89	3,139
50 cows and over	8	5	590	331	443,905	243,988	8	8	435,214	—	—	—	—	—	—	8	646
Bucks																	
Total	2,646	3,112	18,518	19,481	12,388,918	12,294,251	1,500	1,455	10,853,333	19	24,905	53	18,621	396	54,310	2,813	18,968
None	xxx	xxx	xxx	xxx	xxx	xxx	xxx	xxx	xxx	xxx	xxx	xxx	xxx	xxx	xxx	63	196
1 cow	747	1,139	747	1,562	357,218	800,949	59	49	15,194	2	145	9	970	175	14,672	701	828
2 cows	445		890		373,618		103	91	60,114	3	615	18	2,527	147	16,758	451	972
3 cows	144		432		216,524		72	65	82,014	3	560	7	2,703	30	6,451	143	449
4 cows	104	1,319	416	7,503	207,490	4,436,128	83	77	150,118	1	200	7	2,823	14	4,322	101	421
5 to 9 cows	470		3,218		1,997,501		450	441	1,776,143	2	2,742	9	5,583	20	7,712	457	3,276
10 to 14 cows	371	542	4,353	6,896	2,950,555	4,533,673	368	368	2,803,890	3	1,314	2	115	5	325	362	4,449
15 to 19 cows	187		3,090		2,214,721		187	186	2,127,753	1	2,703	—	—	3	60	181	3,144
20 to 29 cows	121	78	2,741	1,753	2,102,950	1,127,005	121	121	2,007,141	2	4,286	1	3,900	2	4,030	117	2,711
30 to 49 cows	46	19	1,589	706	1,203,733	554,798	46	46	1,167,788	—	—	—	—	—	—	46	1,674
50 to 74 cows	8	10	458	548	373,788	427,714	8	8	311,828	—	—	—	—	—	—	8	490
75 to 99 cows	—	4	—	323	—	219,959	—	—	—	—	—	—	—	—	—	—	—
100 cows and over	3	1	584	190	390,820	194,025	3	3	351,550	2	12,340	—	—	—	—	3	390
Butler																	
Total	3,151	3,052	13,976	13,788	8,171,675	7,651,743	1,726	895	4,988,037	314	154,439	649	230,404	1,784	444,518	3,054	14,655
None	xxx	xxx	xxx	xxx	xxx	xxx	xxx	xxx	xxx	xxx	xxx	xxx	xxx	xxx	xxx	43	82
1 cow	934	1,288	934	1,989	457,932	919,593	124	28	6,830	7	815	94	8,143	620	68,230	838	1,093
2 cows	683		1,366		609,199		275	45	16,915	55	12,164	195	26,582	521	94,316	667	1,527
3 cows	319		957		426,453		190	29	26,314	58	18,460	122	27,869	244	58,395	311	1,011
4 cows	214	1,430	856	7,168	393,450	3,671,185	171	42	61,187	63	31,028	81	25,494	144	44,594	209	898
5 to 9 cows	609		4,088		2,323,786		574	381	1,475,926	114	68,726	125	72,928	194	100,472	599	4,186
10 to 14 cows	246	298	2,839	3,712	1,814,060	2,309,398	246	233	1,568,566	11	9,527	17	20,385	30	24,220	243	2,923
15 to 19 cows	92		1,517		1,127,571		92	84	919,595	4	11,477	9	31,540	18	34,144	90	1,536
20 to 29 cows	40	28	907	652	645,535	536,128	40	39	561,620	3	1,600	3	12,518	9	14,137	40	904
30 cows and over	14	8	512	267	373,689	215,439	14	14	331,086	1	642	3	4,945	4	5,810	14	497

TABLE 19.—COWS MILKED AND MILK PRODUCED, 1939 AND 1929; DAIRY PRODUCTS SOLD AND BUTTER CHURNED, 1939; AND COWS KEPT FOR MILK APR. 1, 1940; BY NUMBER OF COWS MILKED, BY COUNTIES—Continued

(For explanation and definitions, see text)

STATE OR COUNTY AND NUMBER OF COWS MILKED	COWS MILKED				MILK PRODUCED (GALLONS)		DAIRY PRODUCTS SOLD, 1939							BUTTER CHURNED ON FARMS, 1939		COWS KEPT MAINLY FOR MILK PRODUCTION, APR. 1, 1940	
	Farms reporting		Number					Whole milk sold		Cream sold		Butter sold					
	1939	1929	1939	1929	1939	1929	Farms reporting	Farms reporting	Gallons	Farms reporting	Pounds of butterfat	Farms reporting	Pounds	Farms reporting	Pounds	Farms reporting	Number
PENNSYLVANIA—Con.																	
Cambria																	
Total	2,043	1,817	6,600	6,639	3,251,657	3,353,386	781	671	1,492,018	85	32,999	439	120,088	1,345	283,552	1,950	6,874
None	xxx	xxx	xxx	xxx	xxx	xxx	xxx	xxx	xxx	xxx	xxx	xxx	xxx	xxx	xxx	30	75
1 cow	810	932	810	1,388	371,566	641,375	100	52	11,296	4	215	56	5,768	491	45,525	729	837
2 cows	492		984		414,126		134	37	13,221	7	838	107	13,417	364	58,588	470	1,029
3 cows	226		678		272,268		109	21	19,839	9	2,311	91	18,598	186	46,127	217	723
4 cows	159	771	636	3,536	254,913	1,653,300	110	28	24,174	22	8,050	80	21,647	137	45,731	153	655
5 to 9 cows	219		1,414		666,569		191	102	296,406	30	14,721	93	47,924	143	72,814	215	1,441
10 to 14 cows	78	93	887	1,193	519,080	746,734	78	74	452,890	5	4,040	8	5,726	14	6,808	77	907
15 to 19 cows	31		513		299,185		31	31	274,311	1	50	1	260	4	786	31	488
20 to 29 cows	25	15	565	331	372,800	204,130	25	25	321,281	6	2,229	3	6,748	6	7,173	25	599
30 cows and over	3	6	113	191	81,150	107,847	3	3	78,600	1	545	—	—	—	—	3	120
Cameron																	
Total	123	140	365	441	177,425	265,907	36	27	92,160	4	2,128	13	2,025	67	9,416	125	385
None	xxx	xxx	xxx	xxx	xxx	xxx	xxx	xxx	xxx	xxx	xxx	xxx	xxx	xxx	xxx	2	3
1 cow	49	67	49	124	18,340	73,417	8	7	1,350	—	—	1	260	21	1,884	49	54
2 cows	34		68		22,995		5	2	270	—	—	3	175	22	2,367	34	69
3 cows	12		36		14,160		4	1	170	—	—	3	190	8	1,700	12	33
4 cows	10	43	40	189	10,950	98,498	3	1	500	—	—	3	900	8	2,140	10	45
5 to 9 cows	12		66		39,430		10	10	27,060	2	120	2	400	7	1,185	12	73
10 to 14 cows	2	10	23	128	12,675	94,042	2	2	5,185	2	2,008	1	100	1	140	2	23
15 cows and over	4		83		58,875		4	4	57,625	—	—	—	—	—	—	4	85
Carbon																	
Total	454	551	1,596	1,839	935,016	1,131,829	187	126	604,063	4	1,039	74	20,231	238	48,444	435	1,625
None	xxx	xxx	xxx	xxx	xxx	xxx	xxx	xxx	xxx	xxx	xxx	xxx	xxx	xxx	xxx	6	16
1 cow	186	337	186	470	77,141	194,727	33	20	3,909	—	—	16	1,335	100	11,403	170	198
2 cows	123		246		91,493		38	18	12,557	2	272	20	2,781	72	11,439	115	238
3 cows	46		138		54,151		30	11	10,084	—	—	25	4,966	33	8,710	45	134
4 cows	22	191	88	890	39,729	539,615	15	11	17,565	—	—	4	1,090	14	3,848	22	98
5 to 9 cows	52		329		188,944		47	43	152,370	—	—	6	2,366	13	4,349	52	337
10 to 14 cows	12	14	134	186	89,655	142,772	12	11	81,450	—	—	1	600	1	850	12	150
15 to 19 cows	3		46		29,955		3	3	25,787	—	—	—	—	2	552	3	49
20 to 29 cows	6	4	152	100	119,456	99,345	6	6	95,814	1	267	1	6,493	2	6,593	6	165
30 to 49 cows	1	4	30	143	28,000	122,520	1	1	28,000	—	—	—	—	—	—	1	30
50 cows and over	3	1	247	50	216,512	32,850	2	2	176,527	1	500	1	600	1	700	3	212
Centre																	
Total	1,651	1,750	12,355	13,075	8,064,850	8,391,504	1,273	1,051	6,912,310	101	88,246	166	65,340	445	108,594	1,643	13,337
None	xxx	xxx	xxx	xxx	xxx	xxx	xxx	xxx	xxx	xxx	xxx	xxx	xxx	xxx	xxx	33	222
1 cow	303	285	303	437	119,304	217,434	58	26	8,359	5	605	27	2,065	151	13,530	283	379
2 cows	174		348		144,097		80	29	17,429	8	2,041	51	6,435	108	17,959	168	380
3 cows	82		246		123,082		62	32	48,877	9	3,183	28	4,564	49	9,943	80	255
4 cows	78	955	312	5,858	174,155	3,573,678	68	39	87,807	15	6,749	17	6,059	28	9,590	78	375
5 to 9 cows	460		3,249		2,035,573		451	386	1,691,050	45	43,104	33	15,794	74	24,100	450	3,440
10 to 14 cows	377	476	4,559	5,855	2,972,962	3,892,095	377	364	2,736,533	14	22,044	9	9,403	28	12,215	375	4,675
15 to 19 cows	131		2,141		1,407,585		131	129	1,336,928	3	6,820	—	—	3	105	130	2,249
20 to 29 cows	36	29	790	639	554,595	456,119	36	36	529,850	—	—	—	—	1	50	36	823
30 to 49 cows	6	3	187	100	137,815	76,691	6	6	132,575	1	140	—	—	1	50	6	215
50 cows and over	4	2	418	188	395,682	175,487	4	4	323,102	1	3,560	1	21,022	2	21,052	4	324
Chester																	
Total	3,006	3,473	38,069	37,110	26,321,622	24,475,531	2,165	2,082	24,492,303	30	23,299	118	38,729	486	91,750	2,989	39,826
None	xxx	xxx	xxx	xxx	xxx	xxx	xxx	xxx	xxx	xxx	xxx	xxx	xxx	xxx	xxx	81	518
1 cow	559	828	559	1,122	263,942	529,815	52	30	8,526	1	188	25	2,305	185	20,303	494	641
2 cows	275		550		242,059		58	35	17,527	1	208	30	4,235	119	18,613	267	615
3 cows	110		330		154,019		39	26	30,817	2	278	18	3,969	51	9,749	106	355
4 cows	73	1,044	292	8,214	136,206	3,805,142	50	42	79,425	1	100	11	3,675	19	5,715	68	295
5 to 9 cows	439		3,137		1,985,505		400	386	1,716,182	10	4,043	22	7,993	44	13,007	429	3,201
10 to 14 cows	459	1,100	5,451	14,972	3,683,561	9,941,818	455	453	3,490,853	3	5,383	6	2,718	20	3,608	453	5,663
15 to 19 cows	406		6,770		4,736,894		406	406	4,566,577	2	148	1	10	19	1,558	402	7,032
20 to 29 cows	458	338	10,641	7,717	7,592,629	5,209,200	459	459	7,354,421	3	1,099	2	4,112	19	5,362	446	10,854
30 to 49 cows	197	127	6,989	4,528	5,062,585	3,093,282	197	196	4,876,181	3	763	1	5,200	8	6,152	195	7,063
50 to 74 cows	34	28	1,917	1,611	1,392,423	1,262,570	34	34	1,298,195	4	11,089	2	4,511	2	7,683	33	1,893
75 to 99 cows	8	3	690	235	507,608	119,425	8	8	496,698	—	—	—	—	—	—	8	817
100 to 199 cows	7	3	783	301	564,201	150,789	7	7	556,901	—	—	—	—	—	—	8	817
200 cows and over	—	2	—	410	—	363,492	—	—	—	—	—	—	—	—	—	7	879
Clarion																	
Total	1,891	2,036	8,875	9,022	4,553,713	4,754,708	1,415	564	2,517,322	597	287,836	406	89,954	1,026	226,920	1,887	9,408
None	xxx	xxx	xxx	xxx	xxx	xxx	xxx	xxx	xxx	xxx	xxx	xxx	xxx	xxx	xxx	44	115
1 cow	324	596	324	945	151,767	455,141	89	15	1,878	22	2,726	55	4,483	207	24,649	303	386
2 cows	339		678		289,771		177	30	10,798	64	13,557	102	12,678	252	49,562	353	767
3 cows	256		768		330,156		200	25	23,126	99	34,828	96	17,153	179	40,810	253	816
4 cows	200	1,319	800	6,470	359,327	3,380,481	184	39	46,413	114	50,291	56	12,923	125	30,374	198	850
5 to 9 cows	592		3,845		1,908,603		585	290	960,069	270	164,154	90	35,264	225	67,835	581	4,082
10 to 14 cows	131	109	1,473	1,304	861,552	726,495	131	117	718,027	21	17,170	4	2,273	28	7,211	129	1,442
15 to 19 cows	28		462		298,503		28	27	271,507	2	179	1	3,130	3	3,506	25	437
20 to 29 cows	17	8	372	175	236,734	99,005	17	17	207,021	3	4,130	2	2,050	5	2,812	17	365
30 to 49 cows	4	4	153	130	117,500	93,588	4	4	78,483	2	801	—	—	2	362	4	168

TABLE 19.—COWS MILKED AND MILK PRODUCED, 1939 AND 1929; DAIRY PRODUCTS SOLD AND BUTTER CHURNED, 1939; AND COWS KEPT FOR MILK APR. 1, 1940; BY NUMBER OF COWS MILKED, BY COUNTIES—Continued

(For explanation and definitions, see text)

STATE OR COUNTY AND NUMBER OF COWS MILKED	COWS MILKED				MILK PRODUCED (GALLONS)		DAIRY PRODUCTS SOLD, 1939							BUTTER CHURNED ON FARMS, 1939		COWS KEPT MAINLY FOR MILK PRODUCTION, APR. 1, 1940	
	Farms reporting		Number					Whole milk sold		Cream sold		Butter sold					
	1939	1929	1939	1929	1939	1929	Farms reporting	Farms reporting	Gallons	Farms reporting	Pounds of butterfat	Farms reporting	Pounds	Farms reporting	Pounds	Farms reporting	Number
PENNSYLVANIA—Con.																	
Clearfield																	
Total	2,482	2,259	6,980	6,865	3,794,906	3,512,935	1,010	541	1,864,620	132	54,642	498	112,942	1,855	317,243	2,417	7,131
None	xxx	xxx	xxx	xxx	xxx	xxx	xxx	xxx	xxx	xxx	xxx	xxx	xxx	xxx	xxx	29	47
1 cow	1,197	1,392	1,197	2,001	581,042	956,330	190	91	21,641	7	687	105	8,667	873	87,364	1,125	1,284
2 cows	596		1,192		515,411		236	87	35,537	18	3,240	168	21,883	522	87,660	583	1,229
3 cows	229		687		309,025		155	54	35,342	34	11,940	96	21,989	204	49,870	227	698
4 cows	111	768	444	3,483	196,459	1,718,916	92	32	34,552	24	11,146	55	16,176	97	29,117	109	416
5 to 9 cows	210		1,382		755,886		198	141	476,892	32	16,457	62	32,794	117	46,767	208	1,353
10 to 14 cows	81		927		584,367		81	78	507,384	10	5,839	7	5,297	29	8,339	80	953
15 to 19 cows	35	90	567	1,168	422,617	702,413	35	35	376,860	5	3,057	4	2,600	9	3,656	35	607
20 to 29 cows	18	8	408	180	298,210	100,779	18	18	279,362	1	360	—	—	3	570	18	388
30 to 49 cows	5	1	176	33	131,889	34,497	5	5	97,250	1	1,916	1	3,536	1	3,900	5	156
Clinton																	
Total	607	756	3,562	4,357	2,232,956	2,596,578	455	299	1,683,755	31	25,385	159	69,143	285	98,973	605	3,676
None	xxx	xxx	xxx	xxx	xxx	xxx	xxx	xxx	xxx	xxx	xxx	xxx	xxx	xxx	xxx	13	27
1 cow	125	253	125	378	57,854	165,442	33	8	1,075	1	104	26	2,517	81	9,890	117	143
2 cows	95		190		76,133		52	15	6,725	5	1,080	37	4,790	75	13,347	89	183
3 cows	48		144		58,882		35	16	20,427	1	90	22	5,341	34	8,673	48	154
4 cows	42	355	168	1,970	70,422	1,142,520	37	13	14,634	6	1,633	28	9,058	35	12,623	41	166
5 to 9 cows	179		1,263		766,546		178	133	582,453	13	10,111	39	27,863	48	33,280	177	1,269
10 to 14 cows	84	133	990	1,655	677,336	1,075,362	84	79	599,839	3	3,767	5	12,774	9	13,510	84	1,043
15 to 19 cows	23		365		262,023		23	23	247,440	1	200	—	—	1	150	23	372
20 cows and over	13	15	319	354	263,760	213,254	13	12	211,162	1	6,400	2	6,800	2	7,500	13	319
Columbia																	
Total	1,625	1,943	6,907	7,653	3,766,027	3,901,480	1,120	846	2,809,466	22	6,300	314	67,837	627	129,898	1,617	7,091
None	xxx	xxx	xxx	xxx	xxx	xxx	xxx	xxx	xxx	xxx	xxx	xxx	xxx	xxx	xxx	34	77
1 cow	418	765	418	1,171	187,366	537,662	94	34	7,836	2	285	69	5,578	229	25,720	398	480
2 cows	293		586		253,793		169	64	40,275	10	1,572	107	16,207	187	36,744	287	609
3 cows	185		555		288,879		151	99	121,859	4	928	58	13,834	94	23,911	180	562
4 cows	162	1,093	648	5,375	318,372	2,734,145	148	113	201,680	3	675	44	13,345	56	19,845	159	661
5 to 9 cows	444		2,879		1,533,621		435	417	1,332,754	—	—	30	12,404	50	17,843	440	2,916
10 to 14 cows	92	76	1,053	897	608,723	505,858	92	89	546,610	1	1,000	3	3,650	8	4,610	91	1,026
15 to 19 cows	15		253		187,685		15	14	172,002	1	1,040	1	2,444	1	2,600	14	249
20 to 29 cows	10	9	223	210	171,588	128,815	10	10	164,450	—	—	1	75	1	125	8	191
30 to 49 cows	2	—	60	—	47,750	—	2	2	45,500	—	—	—	—	—	—	2	60
50 to 74 cows	4	—	252	—	188,250	—	4	4	176,500	1	800	1	300	1	500	4	260
Crawford																	
Total	4,489	4,837	30,797	31,790	18,705,519	18,739,128	3,564	2,940	15,710,007	399	185,762	358	108,464	886	193,054	4,460	33,762
None	xxx	xxx	xxx	xxx	xxx	xxx	xxx	xxx	xxx	xxx	xxx	xxx	xxx	xxx	xxx	95	344
1 cow	648	951	648	1,434	288,260	727,890	118	39	14,105	12	1,095	74	6,200	253	24,918	595	898
2 cows	494		988		429,999		247	101	79,208	77	16,609	87	11,836	223	33,300	472	1,228
3 cows	309		927		409,705		234	123	148,414	64	17,789	61	11,586	115	24,362	301	1,071
4 cows	305	2,848	1,220	16,238	604,048	9,314,238	270	181	341,087	68	29,277	36	8,064	70	15,734	298	1,370
5 to 9 cows	1,596		10,978		6,413,450		1,562	1,384	5,289,620	149	95,422	84	52,059	177	70,615	1,578	11,903
10 to 14 cows	748	939	8,485	11,660	5,508,460	7,187,298	744	728	5,093,167	16	14,401	10	6,699	83	10,375	741	9,283
15 to 19 cows	254		4,180		2,819,988		254	251	2,659,281	5	1,404	2	5,680	10	6,670	249	4,254
20 to 29 cows	111	85	2,496	1,971	1,656,029	1,255,597	111	110	1,560,569	5	4,212	4	6,340	4	6,980	107	2,452
30 cows and over	24	14	875	487	575,582	254,105	24	23	524,556	3	5,553	—	—	1	100	24	959
Cumberland																	
Total	2,035	2,307	15,151	15,211	10,182,000	9,748,188	1,736	1,578	9,080,625	30	14,308	187	71,658	312	97,629	2,028	15,257
None	xxx	xxx	xxx	xxx	xxx	xxx	xxx	xxx	xxx	xxx	xxx	xxx	xxx	xxx	xxx	39	208
1 cow	256	443	256	646	131,873	363,476	74	28	10,321	—	—	47	3,955	101	11,358	241	289
2 cows	177		354		180,900		105	68	58,576	5	580	48	9,372	73	14,162	168	356
3 cows	116		348		184,659		92	74	106,437	3	254	22	6,611	33	10,107	114	371
4 cows	120	1,381	480	8,103	273,836	5,103,111	113	97	208,765	4	1,175	16	6,899	19	8,768	117	484
5 to 9 cows	776		5,433		3,292,819		764	731	2,929,937	12	3,574	40	28,449	80	34,362	766	5,451
10 to 14 cows	411	445	4,759	5,527	3,280,788	3,599,660	410	404	3,094,378	2	526	10	9,806	15	11,362	405	4,672
15 to 19 cows	106		1,726		1,269,889		105	104	1,199,697	2	539	2	2,460	6	2,978	105	1,638
20 to 29 cows	63	30	1,448	636	1,251,519	516,562	63	62	1,194,422	—	—	2	4,106	4	4,432	63	1,413
30 to 49 cows	10	8	347	297	305,717	165,379	10	10	278,092	2	7,660	—	—	1	100	10	375
Dauphin																	
Total	1,526	1,834	9,976	10,768	6,298,771	6,414,991	1,079	830	5,209,364	145	88,591	142	67,098	319	93,571	1,533	10,307
None	xxx	xxx	xxx	xxx	xxx	xxx	xxx	xxx	xxx	xxx	xxx	xxx	xxx	xxx	xxx	33	151
1 cow	343	511	343	733	141,134	349,059	80	25	6,973	13	2,410	23	1,869	107	9,635	328	424
2 cows	218		436		178,422		101	54	37,821	29	8,882	29	3,807	76	10,368	214	450
3 cows	133		399		196,329		107	59	81,333	30	11,887	26	7,628	42	11,700	130	408
4 cows	129	1,039	516	5,720	250,332	3,192,376	118	71	135,278	31	18,032	19	8,167	25	10,075	129	529
5 to 9 cows	450		3,070		1,701,697		441	373	1,346,645	35	29,412	39	35,147	55	40,074	447	3,052
10 to 14 cows	144	231	1,647	2,788	1,007,868	1,761,425	143	139	913,092	4	8,550	4	6,035	11	6,924	143	1,630
15 to 19 cows	53		872		590,842		53	53	563,752	1	3,163	—	—	1	300	53	860
20 to 29 cows	36	33	811	743	603,688	527,949	36	36	588,782	1	1,095	—	—	—	—	36	826
30 to 49 cows	16	15	533	486	367,487	316,170	16	16	325,103	1	5,180	2	4,445	2	4,495	16	594
50 cows and over	4	5	1,349	298	1,260,972	268,012	4	4	1,210,585	—	—	—	—	—	—	4	1,383

TABLE 19.—COWS MILKED AND MILK PRODUCED, 1939 AND 1929; DAIRY PRODUCTS SOLD AND BUTTER CHURNED, 1939; AND COWS KEPT FOR MILK APR. 1, 1940; BY NUMBER OF COWS MILKED, BY COUNTIES—Continued

(For explanation and definitions, see text)

STATE OR COUNTY AND NUMBER OF COWS MILKED	COWS MILKED				MILK PRODUCED (GALLONS)		DAIRY PRODUCTS SOLD, 1939							BUTTER CHURNED ON FARMS, 1939		COWS KEPT MAINLY FOR MILK PRODUCTION, APR. 1, 1940	
	Farms reporting		Number					Whole milk sold		Cream sold		Butter sold					
	1939	1929	1939	1929	1939	1929	Farms reporting	Farms reporting	Gallons	Farms reporting	Pounds of butterfat	Farms reporting	Pounds	Farms reporting	Pounds	Farms reporting	Number
PENNSYLVANIA—Con.																	
Delaware																	
Total	384	410	3,220	4,084	2,196,050	2,601,397	252	246	1,859,232	3	1,562	12	23,954	74	31,638	380	3,503
None	xxx	xxx	xxx	xxx	xxx	xxx	xxx	xxx	xxx	xxx	xxx	xxx	xxx	xxx	xxx	13	79
1 cow	140	152	140	208	66,627	104,307	62	62	20,317	———	———	———	———	25	2,271	130	148
2 cows	64		128		60,747		32	31	20,858	———	———	1	60	19	2,091	60	131
3 cows	23		69		36,787		12	12	14,563	———	———	———	———	6	908	22	65
4 cows	17	125	68	663	36,369	354,909	9	7	10,171	———	———	3	1,860	9	3,069	17	65
5 to 9 cows	34		232		151,064		31	29	100,337	———	———	2	2,360	5	3,090	34	256
10 to 14 cows	40	68	472	916	304,063	634,410	40	39	266,448	1	288	3	2,824	5	3,214	39	508
15 to 19 cows	16		272		199,639		16	16	182,068	———	———	———	———	———	———	16	281
20 to 29 cows	26	37	584	845	422,519	563,187	26	28	393,909	1	152	2	2,726	2	2,726	25	583
30 to 49 cows	16	21	526	714	343,815	439,895	16	16	325,954	———	———	1	45	1	45	16	555
50 to 74 cows	5	3	290	172	230,729	117,897	5	5	165,258	1	1,122	1	14,124	2	14,224	5	342
75 to 99 cows	———	1	———	80	———	36,500	———	———	———	———	———	———	———	———	———	———	———
100 to 199 cows	3	2	439	246	363,591	185,292	3	3	359,349	———	———	———	———	———	———	3	490
200 cows and over	———	1	———	220	———	165,000	———	———	———	———	———	———	———	———	———	———	———
Elk																	
Total	571	682	2,325	2,519	1,217,392	1,343,374	263	96	487,744	114	62,676	95	34,442	363	79,948	579	2,538
None	xxx	xxx	xxx	xxx	xxx	xxx	xxx	xxx	xxx	xxx	xxx	xxx	xxx	xxx	xxx	14	53
1 cow	154	356	154	537	77,436	280,743	22	6	1,080	6	1,500	12	782	90	8,981	150	189
2 cows	162		324		133,273		41	14	4,898	15	3,260	23	2,251	114	14,836	161	340
3 cows	76		228		95,335		45	7	2,998	17	4,474	24	6,369	60	15,306	75	244
4 cows	52	280	208	1,258	93,481	610,644	36	7	7,252	24	9,570	11	4,076	36	9,272	52	219
5 to 9 cows	70		464		250,072		62	21	76,455	33	24,035	17	9,668	39	16,367	70	464
10 to 14 cows	34	35	389	439	211,239	258,541	34	23	130,983	9	10,461	4	4,888	14	7,268	34	438
15 to 19 cows	8		134		80,315		8	4	43,625	3	2,460	2	3,758	3	3,958	8	134
20 to 29 cows	9	10	206	255	116,899	171,546	9	8	97,469	1	1,500	2	2,650	3	3,185	9	224
30 to 49 cows	6	1	218	30	159,342	21,900	6	6	122,984	6	5,316	———	———	4	775	6	253
Erie																	
Total	3,407	3,736	25,196	24,652	16,029,923	14,241,509	2,434	1,841	13,024,325	343	179,567	349	179,085	893	272,695	3,414	27,677
None	xxx	xxx	xxx	xxx	xxx	xxx	xxx	xxx	xxx	xxx	xxx	xxx	xxx	xxx	xxx	87	287
1 cow	705	1,285	705	1,849	340,809	797,801	120	37	11,532	22	2,655	63	6,180	287	30,777	660	909
2 cows	431		862		398,771		189	73	49,277	55	11,610	72	11,083	219	35,812	420	993
3 cows	245		735		360,924		163	73	77,455	57	20,534	47	14,388	104	23,963	240	858
4 cows	206	1,540	824	8,530	396,292	4,341,507	167	87	123,756	49	21,998	44	17,665	81	27,288	203	969
5 to 9 cows	818		5,590		3,221,208		796	617	2,351,001	126	82,473	88	57,773	148	76,332	808	6,054
10 to 14 cows	506	733	5,936	9,540	3,880,245	6,184,396	503	468	3,390,878	24	28,343	27	50,972	39	54,974	502	6,447
15 to 19 cows	262		4,371		3,067,364		262	255	2,871,571	4	8,389	5	13,424	9	14,519	260	4,626
20 to 29 cows	172	137	3,869	3,131	2,649,712	2,067,995	172	170	2,522,051	3	1,155	2	4,600	5	5,910	172	4,040
30 to 49 cows	56	36	1,936	1,262	1,491,558	677,994	56	55	1,417,746	3	2,410	1	3,000	1	3,120	56	2,041
50 cows and over	6	5	368	340	223,040	171,816	6	6	209,058	———	———	———	———	———	———	6	453
Fayette																	
Total	2,447	2,622	9,452	8,965	4,781,763	4,698,839	1,149	640	2,776,139	193	89,504	440	97,044	1,454	273,640	2,406	10,069
None	xxx	xxx	xxx	xxx	xxx	xxx	xxx	xxx	xxx	xxx	xxx	xxx	xxx	xxx	xxx	32	69
1 cow	803	1,517	803	2,210	358,294	1,108,621	92	32	6,192	1	100	69	6,019	493	52,950	757	951
2 cows	581		1,162		457,911		196	45	15,787	30	4,965	141	20,751	434	73,555	569	1,221
3 cows	276		828		335,037		152	42	32,684	37	11,679	95	19,064	215	50,709	272	871
4 cows	171	954	684	4,470	271,898	2,303,232	116	48	62,165	31	10,331	52	14,224	119	32,360	167	713
5 to 9 cows	385		2,586		1,253,651		363	257	817,378	72	38,280	67	29,974	148	50,946	380	2,645
10 to 14 cows	148	124	1,698	1,528	989,957	838,359	147	135	807,688	14	19,665	9	3,928	32	8,560	148	1,869
15 to 19 cows	43		704		427,169		43	41	386,401	5	4,130	5	2,554	9	3,617	41	680
20 to 29 cows	34	18	755	401	513,725	208,427	34	34	481,119	1	100	1	510	3	883	34	777
30 cows and over	6	9	252	356	174,121	240,200	6	6	166,725	2	254	1	20	1	60	6	273
Forest																	
Total	252	293	709	883	347,478	494,406	112	33	132,874	31	11,448	61	11,004	168	30,877	220	727
None	xxx	xxx	xxx	xxx	xxx	xxx	xxx	xxx	xxx	xxx	xxx	xxx	xxx	xxx	xxx	4	6
1 cow	86	174	86	269	41,158	146,404	18	3	363	1	40	16	1,876	59	7,439	77	90
2 cows	61		122		53,624		23	5	959	6	1,371	13	1,187	48	7,585	58	119
3 cows	27		81		32,488		22	2	115	10	2,782	13	2,655	23	5,206	24	81
4 cows	22	107	88	447	35,624	243,732	16	1	200	7	2,315	11	1,934	19	4,063	21	83
5 to 9 cows	24		142		64,295		21	10	23,153	7	4,940	8	3,352	16	6,144	24	154
10 to 14 cows	8	10	91	127	54,609	77,190	8	8	47,990	———	———	———	———	3	440	8	100
15 to 19 cows	———		———		———		———	———	———	———	———	———	———	———	———	———	———
20 to 29 cows	4	2	99	40	65,680	27,080	4	4	60,094	———	———	———	———	———	———	4	94
Franklin																	
Total	2,708	2,997	20,091	19,129	11,846,420	10,835,866	2,304	2,034	10,603,188	90	50,319	250	60,407	485	92,532	2,696	21,074
None	xxx	xxx	xxx	xxx	xxx	xxx	xxx	xxx	xxx	xxx	xxx	xxx	xxx	xxx	xxx	61	256
1 cow	387	636	387	921	162,344	458,655	132	52	10,731	10	1,475	77	6,545	175	17,382	350	417
2 cows	255		470		189,147		144	75	47,972	8	1,988	73	8,985	105	15,282	219	476
3 cows	134		402		181,402		106	70	93,598	17	5,947	23	4,400	37	7,637	131	420
4 cows	153	1,766	612	10,432	277,409	5,750,799	143	113	186,194	11	6,064	24	5,214	34	7,927	149	640
5 to 9 cows	980		6,780		3,488,505		960	917	3,102,918	29	12,213	39	22,233	79	27,333	968	7,018
10 to 14 cows	562	556	6,474	6,779	4,069,756	3,999,904	562	554	3,811,966	9	12,751	8	5,315	38	7,993	562	6,663
15 to 19 cows	163		2,671		1,810,145		163	161	1,754,419	2	3,100	4	915	11	1,968	162	2,727
20 to 29 cows	81	31	1,810	690	1,260,074	437,261	81	79	1,196,350	3	6,400	2	6,800	6	7,010	81	1,870
30 cows and over	13	8	485	307	407,638	189,247	13	13	399,040	1	381	———	———	———	———	13	587

TABLE 19.—COWS MILKED AND MILK PRODUCED, 1939 AND 1929; DAIRY PRODUCTS SOLD AND BUTTER CHURNED, 1939; AND COWS KEPT FOR MILK APR. 1, 1940; BY NUMBER OF COWS MILKED, BY COUNTIES—Continued

(For explanation and definitions, see text)

STATE OR COUNTY AND NUMBER OF COWS MILKED	COWS MILKED				MILK PRODUCED (GALLONS)		DAIRY PRODUCTS SOLD, 1939							BUTTER CHURNED ON FARMS, 1939		COWS KEPT MAINLY FOR MILK PRODUCTION, APR. 1, 1940	
	Farms reporting		Number					Whole milk sold		Cream sold		Butter sold					
	1939	1929	1939	1929	1939	1929	Farms reporting	Farms reporting	Gallons	Farms reporting	Pounds of butterfat	Farms reporting	Pounds	Farms reporting	Pounds	Farms reporting	Number
PENNSYLVANIA—Con.																	
Fulton																	
Total	1,148	1,084	4,357	4,240	1,935,810	2,010,947	766	285	1,022,708	260	87,136	306	45,658	729	114,952	1,149	4,748
None	xxx	xxx	xxx	xxx	xxx	xxx	xxx	xxx	xxx	xxx	xxx	xxx	xxx	xxx	xxx	22	57
1 cow	328	471	328	721	125,290	315,900	90	13	2,226	12	1,264	70	4,105	229	21,064	321	414
2 cows	234		468		165,766		155	21	8,048	51	8,027	101	9,745	193	27,990	232	545
3 cows	156		468		169,222		121	16	11,472	63	17,164	49	8,949	120	22,825	152	513
4 cows	122	541	488	2,598	182,107	1,244,954	102	24	32,638	57	20,443	38	5,543	85	14,751	118	503
5 to 9 cows	215		1,400		625,164		206	122	368,070	74	37,438	46	13,216	94	23,450	211	1,444
10 to 14 cows	71	69	797	860	433,759	425,330	70	68	389,437	2	1,800	1	1,200	5	1,572	71	882
15 to 19 cows	15		253		141,062		15	14	125,697	1	1,000	1	2,900	2	3,200	15	263
20 to 29 cows	7	3	155	61	97,440	24,763	7	7	87,120	—	—	—	—	1	100	7	127
Greene																	
Total	2,249	2,337	7,820	7,479	4,167,889	3,299,489	1,612	223	850,015	1,133	507,574	595	97,250	1,472	276,190	2,234	8,292
None	xxx	xxx	xxx	xxx	xxx	xxx	xxx	xxx	xxx	xxx	xxx	xxx	xxx	xxx	xxx	32	73
1 cow	486	1,195	486	1,876	252,524	816,851	144	15	1,966	42	6,368	96	9,515	351	42,739	458	593
2 cows	569		1,138		567,429		356	27	7,498	241	56,483	109	19,231	390	69,332	559	1,205
3 cows	412		1,236		642,593		366	18	7,145	298	107,556	80	17,454	275	50,298	410	1,318
4 cows	318	1,073	1,272	4,516	646,906	1,948,789	300	24	17,792	254	117,885	44	13,315	204	36,376	314	1,289
5 to 9 cows	378		2,340		1,231,787		360	69	186,377	274	192,238	60	30,928	226	68,646	376	2,383
10 to 14 cows	51	51	605	624	333,568	297,051	51	56	189,191	20	25,086	4	3,729	21	6,941	50	595
15 to 19 cows	22		357		227,165		22	22	206,048	1	98	1	100	4	858	22	397
20 to 29 cows	6	12	136	250	86,213	114,475	6	5	61,548	1	3,000	1	3,000	1	3,000	6	133
30 to 49 cows	7	6	250	213	179,724	122,323	7	7	172,450	2	860	—	—	—	—	7	306
Huntingdon																	
Total	1,353	1,525	7,431	8,401	4,145,452	4,359,178	820	505	3,000,387	74	45,386	294	70,150	599	148,622	1,331	7,968
None	xxx	xxx	xxx	xxx	xxx	xxx	xxx	xxx	xxx	xxx	xxx	xxx	xxx	xxx	xxx	49	175
1 cow	303	403	303	640	133,498	264,517	47	8	762	2	200	40	3,515	156	19,722	261	335
2 cows	248		496		210,839		90	9	3,655	11	3,699	80	9,567	174	33,233	237	562
3 cows	148		444		183,227		78	14	14,247	10	3,021	60	11,066	108	25,202	145	451
4 cows	111	874	444	4,427	179,080	2,055,367	83	35	42,125	16	6,990	43	11,400	65	20,878	110	470
5 to 9 cows	289		1,991		995,035		272	195	693,500	29	19,990	63	24,977	85	38,380	280	2,017
10 to 14 cows	159	228	1,838	2,817	1,100,116	1,725,058	156	151	992,519	3	5,084	5	5,129	6	5,967	157	1,894
15 to 19 cows	56		908		606,863		55	54	558,471	2	5,752	1	936	2	1,400	54	910
20 to 29 cows	33	15	740	317	525,859	198,684	33	33	492,087	1	650	1	1,080	2	1,340	32	799
30 cows and over	6	5	267	200	210,935	115,552	6	6	203,021	—	—	1	2,500	1	2,500	6	355
Indiana																	
Total	2,732	2,785	11,497	11,239	6,282,817	5,897,114	1,604	704	3,452,206	339	202,783	684	173,260	1,627	382,490	2,712	11,895
None	xxx	xxx	xxx	xxx	xxx	xxx	xxx	xxx	xxx	xxx	xxx	xxx	xxx	xxx	xxx	49	96
1 cow	722	1,212	722	1,883	350,543	917,248	130	20	3,948	3	686	110	9,051	477	52,396	692	851
2 cows	568		1,136		504,594		239	28	9,481	42	9,742	190	25,366	458	83,384	557	1,214
3 cows	368		1,104		502,678		234	29	26,263	83	26,499	136	29,838	263	69,381	363	1,149
4 cows	254	1,382	1,016	6,778	447,688	3,387,141	210	40	50,791	72	39,534	123	34,575	189	62,921	246	991
5 to 9 cows	512		3,373		1,884,528		483	303	1,139,492	118	89,993	107	55,447	190	85,454	499	3,465
10 to 14 cows	230	175	2,614	2,153	1,617,496	1,388,089	230	211	1,343,268	17	28,335	15	13,754	42	22,050	228	2,593
15 to 19 cows	56		915		576,766		56	54	523,824	2	7,294	2	229	5	1,017	56	927
20 to 29 cows	13	12	297	268	189,215	123,990	13	12	162,217	—	—	1	5,000	1	5,797	13	287
30 cows and over	9	4	320	157	209,309	80,646	9	9	192,922	2	700	—	—	2	90	9	322
Jefferson																	
Total	1,986	2,142	7,704	7,702	4,011,519	4,191,247	1,350	503	1,971,073	352	214,478	617	177,776	1,189	321,072	1,945	8,099
None	xxx	xxx	xxx	xxx	xxx	xxx	xxx	xxx	xxx	xxx	xxx	xxx	xxx	xxx	xxx	40	89
1 cow	558	992	558	1,489	250,858	752,944	171	33	6,930	17	1,702	129	11,620	382	44,821	522	625
2 cows	417		834		345,594		256	37	9,823	50	11,781	188	29,907	325	72,184	405	877
3 cows	257		771		335,609		209	36	21,863	70	30,153	119	35,742	184	60,416	252	800
4 cows	172	1,055	688	4,893	314,159	2,674,497	161	41	50,156	60	30,680	81	30,973	110	44,465	170	702
5 to 9 cows	412		2,701		1,401,679		403	227	758,470	128	99,878	93	60,717	159	85,095	407	2,770
10 to 14 cows	108	85	1,249	1,032	754,313	587,744	108	91	599,481	21	30,581	5	3,765	22	7,214	108	1,328
15 to 19 cows	23		374		247,001		23	20	204,006	3	5,253	—	—	3	624	23	395
20 to 29 cows	13	7	274	177	189,798	106,852	13	12	160,443	2	2,400	2	5,052	3	5,843	12	249
30 cows and over	6	3	255	111	172,508	69,210	6	6	159,901	1	2,050	—	—	1	400	6	264
Juniata																	
Total	1,062	1,148	5,328	5,792	3,317,078	3,513,739	663	638	2,785,828	33	19,020	161	25,293	325	53,910	1,047	5,583
None	xxx	xxx	xxx	xxx	xxx	xxx	xxx	xxx	xxx	xxx	xxx	xxx	xxx	xxx	xxx	20	59
1 cow	279	366	279	506	120,718	235,069	33	32	8,553	—	—	33	5,279	154	17,850	259	310
2 cows	145		290		114,381		52	48	28,077	5	849	52	6,629	90	15,305	138	309
3 cows	69		207		81,492		39	35	36,201	4	1,147	30	3,904	33	6,920	69	221
4 cows	68	638	272	3,539	136,546	2,004,906	50	44	87,786	7	3,378	19	3,726	20	5,651	67	271
5 to 9 cows	352		2,394		1,430,418		341	331	1,277,416	15	11,422	22	5,018	22	7,150	346	2,493
10 to 14 cows	121	140	1,390	1,655	1,030,268	1,200,489	120	120	961,899	2	2,224	4	512	5	709	120	1,447
15 to 19 cows	23		379		295,448		23	23	288,789	—	—	—	—	—	—	23	365
20 to 29 cows	5	4	117	92	107,807	73,275	5	5	99,107	—	—	1	225	1	325	5	108

TABLE 19.—COWS MILKED AND MILK PRODUCED, 1939 AND 1929; DAIRY PRODUCTS SOLD AND BUTTER CHURNED, 1939; AND COWS KEPT FOR MILK APR. 1, 1940; BY NUMBER OF COWS MILKED, BY COUNTIES—Continued

(For explanation and definitions, see text)

STATE OR COUNTY AND NUMBER OF COWS MILKED	COWS MILKED				MILK PRODUCED (GALLONS)		DAIRY PRODUCTS SOLD, 1939							BUTTER CHURNED ON FARMS, 1939		COWS KEPT MAINLY FOR MILK PRODUCTION, APR. 1, 1940	
	Farms reporting		Number					Whole milk sold		Cream sold		Butter sold					
	1939	1929	1939	1929	1939	1929	Farms reporting	Farms reporting	Gallons	Farms reporting	Pounds of butterfat	Farms reporting	Pounds	Farms reporting	Pounds	Farms reporting	Number
PENNSYLVANIA—Con.																	
Lackawanna																	
Total	1,083	1,214	8,688	8,854	5,481,149	5,386,942	749	744	4,898,341	12	6,562	70	40,941	233	66,964	1,049	9,431
None	xxx	xxx	xxx	xxx	xxx	xxx	xxx	xxx	xxx	xxx	xxx	xxx	xxx	xxx	xxx	23	66
1 cow	201	329	201	484	82,355	223,587	16	15	3,940	2	120	11	888	85	7,951	167	214
2 cows	123		246		104,921		34	33	20,621	1	600	21	3,104	73	12,978	116	286
3 cows	70		210		86,402		33	31	35,419	2	630	17	2,893	30	5,892	66	256
4 cows	44	571	176	3,271	88,676	1,823,594	35	35	64,776	1	200	6	1,664	11	2,997	42	188
5 to 9 cows	276		1,901		1,130,674		264	263	1,024,274	3	2,340	10	3,559	20	7,006	271	2,092
10 to 14 cows	199	286	2,284	3,362	1,487,215	2,043,412	198	198	1,417,019	1	20	1	365	7	1,222	196	2,446
15 to 19 cows	101		1,679		1,159,925		101	101	1,091,126	1	1,368	1	2,112	2	2,262	101	1,842
20 to 29 cows	50	34	1,119	772	745,641	542,217	49	49	705,257	—	—	1	6,587	2	6,637	48	1,152
30 to 49 cows	14	9	495	315	332,158	177,425	14	14	291,407	—	—	1	8,315	1	8,315	14	546
50 to 74 cows	2	2	106	140	74,328	66,758	2	2	73,575	—	—	—	—	1	250	2	105
75 to 99 cows	3	1	271	90	208,854	60,000	3	3	170,927	1	1,284	1	11,454	1	11,454	3	238
100 to 199 cows	—	1	—	190	—	170,193	—	—	—	—	—	—	—	—	—	—	—
200 cows and over	—	1	—	250	—	279,756	—	—	—	—	—	—	—	—	—	—	—
Lancaster																	
Total	5,883	6,684	42,894	41,105	30,774,540	26,517,097	4,680	3,730	27,180,389	64	92,623	1,124	365,197	1,789	527,682	5,860	44,619
None	xxx	xxx	xxx	xxx	xxx	xxx	xxx	xxx	xxx	xxx	xxx	xxx	xxx	xxx	xxx	171	588
1 cow	1,356	2,066	1,356	2,969	690,402	1,636,133	433	125	33,038	3	278	338	34,580	746	94,282	1,262	1,451
2 cows	762		1,524		764,974		548	222	162,618	12	3,985	372	71,410	502	119,268	732	1,591
3 cows	334		1,002		570,026		302	180	266,669	8	3,173	142	50,016	161	65,536	326	1,045
4 cows	286	3,248	1,144	18,592	646,662	11,787,013	275	199	423,312	2	126	90	44,507	96	55,207	274	1,130
5 to 9 cows	1,405		9,770		6,837,031		1,386	1,290	6,033,881	9	9,618	126	104,466	156	117,453	1,378	9,789
10 to 14 cows	899	1,212	10,455	15,407	7,781,051	10,433,599	895	877	7,329,126	15	25,867	29	32,428	59	38,642	882	10,583
15 to 19 cows	470		7,801		6,007,812		470	468	5,784,970	9	27,536	9	5,375	40	10,354	466	8,141
20 to 29 cows	281	143	6,372	3,193	4,874,500	2,042,520	281	279	4,652,915	5	17,865	14	12,929	25	16,213	279	6,436
30 to 49 cows	75	20	2,539	669	1,814,428	440,767	75	73	1,754,149	2	1,676	1	50	3	1,091	73	2,686
50 cows and over	17	5	1,031	275	787,654	177,065	17	17	739,711	1	2,299	3	9,436	3	9,636	17	1,179
Lawrence																	
Total	1,698	1,897	11,727	11,402	6,900,993	6,403,319	1,227	986	5,422,298	129	129,327	194	73,620	534	135,053	1,695	12,113
None	xxx	xxx	xxx	xxx	xxx	xxx	xxx	xxx	xxx	xxx	xxx	xxx	xxx	xxx	xxx	28	100
1 cow	289	565	289	829	137,434	373,337	37	17	5,165	1	240	22	1,689	137	14,893	274	340
2 cows	223		446		191,128		81	46	25,350	7	1,878	39	5,713	125	19,616	217	463
3 cows	122		366		162,975		82	41	42,590	11	4,471	33	10,136	66	17,866	119	388
4 cows	98	939	384	5,185	185,600	2,724,475	76	49	81,850	14	5,558	26	9,867	51	15,253	94	412
5 to 9 cows	491		3,398		1,957,747		477	388	1,452,160	65	58,325	54	28,101	98	41,629	487	3,548
10 to 14 cows	304	355	3,511	4,451	2,171,685	2,765,368	299	279	1,876,350	20	40,387	14	11,622	42	16,419	304	3,552
15 to 19 cows	115		1,851		1,135,867		115	106	1,037,481	7	12,868	4	4,292	11	5,210	113	1,816
20 to 29 cows	51	31	1,158	679	750,163	400,864	51	50	700,982	3	5,100	2	1,200	3	2,012	50	1,168
30 cows and over	9	7	346	258	228,394	141,275	9	9	200,370	1	500	—	—	1	175	9	326
Lebanon																	
Total	1,402	1,845	12,124	11,050	8,511,765	6,974,697	1,188	1,117	7,875,687	15	18,266	88	36,708	193	52,770	1,410	12,384
None	xxx	xxx	xxx	xxx	xxx	xxx	xxx	xxx	xxx	xxx	xxx	xxx	xxx	xxx	xxx	32	170
1 cow	197	391	197	550	87,929	258,425	36	18	4,627	1	25	18	1,547	81	8,334	183	236
2 cows	103		206		94,841		61	40	35,528	—	—	26	3,782	47	7,261	101	207
3 cows	83		249		154,822		75	68	119,689	1	120	11	3,767	18	5,229	82	248
4 cows	79	847	316	4,859	203,657	2,985,769	78	67	166,031	—	—	12	4,598	14	6,065	78	319
5 to 9 cows	431		3,023		2,038,988		430	419	1,882,098	6	3,290	12	11,131	17	12,709	428	3,092
10 to 14 cows	272	369	3,213	4,666	2,285,810	3,080,542	271	269	2,140,477	1	2,614	3	6,257	8	7,152	271	3,270
15 to 19 cows	142		2,325		1,744,677		142	142	1,688,833	—	—	3	5,026	4	5,170	140	2,267
20 to 29 cows	73	30	1,690	683	1,259,765	442,973	73	72	1,212,687	4	4,572	2	350	2	400	73	1,661
30 to 49 cows	18	7	621	229	448,168	185,013	18	18	428,804	1	345	1	250	2	450	18	605
50 cows and over	4	1	284	63	228,302	44,975	4	4	196,903	1	7,300	—	—	—	—	4	269
Lehigh																	
Total	1,547	1,702	6,353	7,070	3,826,216	4,161,511	844	672	3,007,043	16	14,026	191	48,958	437	86,219	1,318	6,431
None	xxx	xxx	xxx	xxx	xxx	xxx	xxx	xxx	xxx	xxx	xxx	xxx	xxx	xxx	xxx	32	103
1 cow	405	753	405	1,097	185,206	561,711	93	39	6,723	3	402	56	6,099	176	19,402	374	425
2 cows	252		504		203,584		118	55	30,900	4	241	70	11,257	146	23,584	244	498
3 cows	118		354		150,683		79	50	50,915	2	1,552	33	9,628	59	14,904	116	390
4 cows	80	816	320	4,064	171,362	2,345,161	70	59	122,419	1	300	12	3,642	24	6,315	77	336
5 to 9 cows	332		2,196		1,330,864		324	311	1,151,532	4	2,201	16	10,410	26	13,038	319	2,163
10 to 14 cows	100	118	1,163	1,429	710,971	910,607	100	99	661,227	—	—	3	2,366	5	3,420	96	1,131
15 to 19 cows	36		591		415,091		36	36	390,216	—	—	—	—	—	—	36	379
20 to 29 cows	15	10	354	213	258,784	121,450	15	14	233,902	—	—	1	5,556	1	5,556	15	344
30 to 49 cows	5	1	188	42	142,870	75,272	5	5	140,710	—	—	—	—	—	—	5	189
50 cows and over	4	4	278	225	256,801	147,310	4	4	218,499	2	9,330	—	—	—	—	4	273
Luzerne																	
Total	1,726	1,958	6,991	7,708	3,955,221	4,245,987	821	679	2,896,013	24	35,364	186	33,864	619	98,098	1,699	7,365
None	xxx	xxx	xxx	xxx	xxx	xxx	xxx	xxx	xxx	xxx	xxx	xxx	xxx	xxx	xxx	33	53
1 cow	594	945	594	1,407	246,099	652,340	66	33	7,503	—	—	39	2,850	229	21,621	554	670
2 cows	346		692		265,115		96	48	21,539	7	709	61	7,691	204	32,108	335	731
3 cows	171		513		215,862		92	68	72,367	2	80	32	4,879	79	12,803	168	549
4 cows	129	880	516	4,209	251,217	2,288,328	97	84	152,920	3	1,280	16	3,006	56	7,766	128	527
5 to 9 cows	333		2,170		1,205,939		318	298	1,001,378	4	3,975	32	9,776	54	15,918	330	2,258
10 to 14 cows	85	106	969	1,291	634,462	762,273	85	83	614,445	2	7,885	3	112	8	1,239	83	990
15 to 19 cows	34		566		394,570		34	33	361,966	3	8,852	2	550	5	1,398	34	565
20 to 29 cows	23	18	520	416	385,685	271,347	22	21	320,052	2	8,520	—	—	2	50	23	547
30 to 49 cows	7	8	228	328	158,272	215,601	7	7	153,400	—	—	—	—	—	—	7	244
50 to 74 cows	4	1	228	57	218,000	56,103	4	4	190,445	1	4,083	1	5,000	2	5,195	4	251

TABLE 19.—COWS MILKED AND MILK PRODUCED, 1939 AND 1929; DAIRY PRODUCTS SOLD AND BUTTER CHURNED, 1939; AND COWS KEPT FOR MILK APR. 1, 1940; BY NUMBER OF COWS MILKED, BY COUNTIES—Continued

(For explanation and definitions, see text)

STATE OR COUNTY AND NUMBER OF COWS MILKED	COWS MILKED				MILK PRODUCED (GALLONS)		DAIRY PRODUCTS SOLD, 1939							BUTTER CHURNED ON FARMS, 1939		COWS KEPT MAINLY FOR MILK PRODUCTION, APR. 1, 1940	
	Farms reporting		Number					Whole milk sold		Cream sold		Butter sold					
	1939	1929	1939	1929	1939	1929	Farms reporting	Farms reporting	Gallons	Farms reporting	Pounds of butterfat	Farms reporting	Pounds	Farms reporting	Pounds	Farms reporting	Number
PENNSYLVANIA—Con.																	
Lycoming																	
Total	2,086	2,365	11,972	14,130	7,130,446	8,498,808	1,607	1,106	5,401,640	105	56,661	474	184,667	857	281,297	2,058	12,747
None	xxx	xxx	xxx	xxx	xxx	xxx	xxx	xxx	xxx	xxx	xxx	xxx	xxx	xxx	xxx	43	118
1 cow	381	590	381	891	181,881	427,847	78	22	4,242	1	125	62	5,992	227	27,331	350	404
2 cows	265		530		235,296		146	41	27,916	12	2,824	103	16,301	177	34,635	254	584
3 cows	182		546		229,335		157	59	63,449	20	7,033	82	20,601	110	31,613	172	602
4 cows	167	1,383	668	7,852	341,590	4,547,931	151	70	122,718	26	13,136	66	25,223	92	36,722	163	674
5 to 9 cows	745		5,071		2,975,088		729	576	2,261,153	43	29,978	149	106,143	216	133,580	734	5,369
10 to 14 cows	241	349	2,754	4,322	1,741,300	2,826,274	241	233	1,600,143	3	3,565	12	10,407	25	13,946	258	2,874
15 to 19 cows	64		1,038		697,596		64	64	629,895	------	----------	-----	-------	6	2,870	63	1,082
20 to 29 cows	37	36	822	779	599,968	532,041	37	37	563,712	------	----------	-----	-------	4	600	37	873
30 cows and over	4	7	162	286	128,412	164,715	4	4	128,412	------	----------	-----	-------	------	----------	4	167
McKean																	
Total	887	920	5,340	5,363	3,605,149	3,327,168	557	417	2,644,218	94	71,490	121	22,772	414	69,606	869	5,529
None	xxx	xxx	xxx	xxx	xxx	xxx	xxx	xxx	xxx	xxx	xxx	xxx	xxx	xxx	xxx	18	38
1 cow	235	325	235	463	146,378	257,748	42	22	11,221	2	109	20	1,526	136	14,012	219	263
2 cows	158		316		185,750		66	32	24,327	12	2,388	30	3,106	114	17,369	152	327
3 cows	67		201		112,636		41	22	24,137	6	1,390	20	4,038	42	9,862	65	194
4 cows	67	432	268	2,331	142,548	1,334,462	54	25	40,131	16	5,211	24	4,812	39	9,704	62	272
5 to 9 cows	174		1,173		711,243		168	134	504,557	35	20,719	20	6,631	51	12,595	169	1,215
10 to 14 cows	93	126	1,105	1,586	789,377	1,103,624	93	90	702,057	6	5,446	3	1,880	15	4,207	92	1,125
15 to 19 cows	49		811		578,879		49	48	544,876	3	3,868	2	70	8	394	49	838
20 to 29 cows	33	28	733	642	523,236	384,194	33	33	471,897	10	6,968	2	709	9	1,463	32	767
30 to 49 cows	8	9	284	341	212,207	247,140	8	8	179,415	2	8,250	-----	-------	------	----------	8	280
50 cows and over	3	------	214	------	202,895	----------	3	3	141,600	2	17,141	-----	-------	------	----------	3	210
Mercer																	
Total	3,148	3,521	20,881	20,004	12,031,184	11,519,802	2,441	1,559	8,869,856	673	353,233	379	172,744	1,139	292,906	3,098	22,435
None	xxx	xxx	xxx	xxx	xxx	xxx	xxx	xxx	xxx	xxx	xxx	xxx	xxx	xxx	xxx	60	198
1 cow	452	939	452	1,444	223,098	692,990	84	15	4,318	22	2,307	53	5,083	252	26,957	418	612
2 cows	422		844		374,171		218	43	26,258	105	24,111	87	14,580	250	39,604	398	894
3 cows	252		756		328,188		185	42	47,044	110	40,518	54	11,854	143	26,084	258	848
4 cows	222	2,033	888	11,010	416,082	6,039,037	195	54	102,274	114	53,319	39	12,876	100	23,637	217	905
5 to 9 cows	1,020		6,957		3,834,039		981	664	2,571,008	278	182,110	113	66,507	298	100,338	1,002	7,480
10 to 14 cows	524	487	5,972	6,000	3,607,997	3,824,877	522	487	3,134,100	34	41,636	24	29,292	79	38,899	514	6,328
15 to 19 cows	162		2,662		1,730,212		162	162	1,646,711	2	265	3	4,140	20	6,510	159	2,768
20 to 29 cows	80	49	1,823	1,083	1,183,099	698,965	80	79	1,073,823	6	5,467	3	12,872	13	14,787	79	1,935
30 cows and over	14	13	527	467	334,298	263,933	14	13	264,320	2	3,500	3	15,540	4	16,090	13	467
Mifflin																	
Total	910	1,003	5,883	6,429	3,648,902	3,749,062	706	476	2,795,563	107	75,680	194	59,486	383	91,052	921	6,006
None	xxx	xxx	xxx	xxx	xxx	xxx	xxx	xxx	xxx	xxx	xxx	xxx	xxx	xxx	xxx	36	140
1 cow	156	229	156	341	69,286	185,640	33	5	630	2	156	28	2,547	81	8,270	146	172
2 cows	100		200		80,119		56	13	7,785	6	2,141	42	7,506	76	13,458	93	185
3 cows	73		219		95,114		50	14	15,481	7	2,534	34	9,059	52	13,176	72	223
4 cows	64	544	256	3,125	111,948	1,733,083	57	22	30,849	20	12,033	22	7,187	34	9,511	64	262
5 to 9 cows	298		2,071		1,221,038		291	214	886,134	55	41,324	58	30,850	101	39,513	294	2,096
10 to 14 cows	157	216	1,800	2,637	1,193,195	1,646,434	157	147	1,059,072	14	14,682	6	1,613	28	4,261	156	1,811
15 to 19 cows	38		611		446,223		38	38	418,498	------	----------	2	124	7	1,296	37	581
20 to 29 cows	21	12	468	261	332,974	150,405	21	20	286,267	3	2,810	2	600	4	1,767	21	461
30 to 49 cows	3	2	102	65	99,005	33,500	3	3	90,847	------	----------	-----	-------	------	----------	2	75
Monroe																	
Total	850	1,134	3,193	4,125	1,753,505	2,157,552	501	378	1,219,012	3	2,531	183	25,373	440	70,513	833	3,255
None	xxx	xxx	xxx	xxx	xxx	xxx	xxx	xxx	xxx	xxx	xxx	xxx	xxx	xxx	xxx	21	51
1 cow	281	542	281	822	141,778	392,086	66	26	5,131	------	----------	52	4,150	186	19,470	256	302
2 cows	192		384		176,462		90	43	16,834	1	5	66	6,844	153	24,978	187	387
3 cows	73		219		103,652		48	31	27,702	------	----------	30	4,898	48	10,701	71	214
4 cows	50	535	200	2,495	97,760	1,303,585	46	34	58,858	------	----------	16	3,974	18	6,189	49	216
5 to 9 cows	204		1,337		734,750		201	195	842,656	------	----------	17	5,047	30	8,240	200	1,312
10 to 14 cows	33	51	377	657	230,934	354,664	33	32	209,876	2	2,526	1	60	3	235	33	380
15 to 19 cows	8		130		77,075		8	8	72,286	------	----------	-----	-------	------	----------	8	136
20 to 29 cows	5	5	112	113	64,594	83,745	5	5	62,639	------	----------	-----	-------	------	----------	4	92
30 cows and over	4	1	153	38	126,700	23,492	4	4	123,050	------	----------	1	400	2	700	4	145
Montgomery																	
Total	1,719	2,168	14,571	15,507	10,232,574	10,089,374	1,151	1,130	9,298,947	15	26,479	32	19,114	227	40,077	1,718	15,244
None	xxx	xxx	xxx	xxx	xxx	xxx	xxx	xxx	xxx	xxx	xxx	xxx	xxx	xxx	xxx	48	157
1 cow	440	733	440	964	222,743	462,533	69	65	27,110	------	----------	8	670	107	8,708	409	506
2 cows	215		430		200,190		77	72	55,249	1	500	6	1,105	64	7,678	210	476
3 cows	76		228		108,605		46	44	62,918	------	----------	3	1,547	18	3,236	74	247
4 cows	75	817	300	4,680	156,292	2,912,756	58	53	100,003	2	656	6	1,870	12	2,958	74	323
5 to 9 cows	292		2,002		1,227,266		280	278	1,134,209	2	919	1	728	7	1,312	286	2,021
10 to 14 cows	279	503	3,309	6,592	2,382,852	4,505,686	279	277	2,267,934	3	6,900	3	1,935	12	3,996	276	3,400
15 to 19 cows	170		2,809		2,006,608		170	169	1,895,590	1	960	4	5,220	5	5,270	169	2,805
20 to 29 cows	119	89	2,712	2,051	1,992,028	1,424,411	119	119	1,923,778	3	2,284	1	6,039	3	6,169	119	2,833
30 to 49 cows	43	19	1,501	693	1,179,243	421,153	43	43	1,134,502	1	3,700	-----	-------	1	750	43	1,583
50 to 74 cows	5	5	295	276	255,495	171,402	5	5	214,265	2	10,560	-----	-------	------	----------	5	275
75 to 99 cows	2	------	155	------	137,232	----------	2	2	136,970	------	----------	-----	-------	------	----------	2	171
100 to 199 cows	3	2	390	251	364,020	191,433	3	3	346,419	------	----------	-----	-------	------	----------	3	447

TABLE 19.—COWS MILKED AND MILK PRODUCED, 1939 AND 1929; DAIRY PRODUCTS SOLD AND BUTTER CHURNED, 1939; AND COWS KEPT FOR MILK APR. 1, 1940; BY NUMBER OF COWS MILKED, BY COUNTIES—Continued

(For explanation and definitions, see text)

STATE OR COUNTY AND NUMBER OF COWS MILKED	COWS MILKED				MILK PRODUCED (GALLONS)		DAIRY PRODUCTS SOLD, 1939							BUTTER CHURNED ON FARMS, 1939		COWS KEPT MAINLY FOR MILK PRODUCTION, APR. 1, 1940	
	Farms reporting		Number					Whole milk sold		Cream sold		Butter sold					
	1939	1929	1939	1929	1939	1929	Farms reporting	Farms reporting	Gallons	Farms reporting	Pounds of butterfat	Farms reporting	Pounds	Farms reporting	Pounds	Farms reporting	Number
PENNSYLVANIA—Con.																	
Montour																	
Total	519	599	3,270	3,435	1,785,916	2,061,827	440	371	1,507,750	11	6,706	70	22,860	130	37,598	511	3,169
None	xxx	xxx	xxx	xxx	xxx	xxx	xxx	xxx	xxx	xxx	xxx	xxx	xxx	xxx	xxx	12	41
1 cow	69	113	69	167	29,398	79,894	21	7	562	1	50	14	1,680	35	4,910	59	80
2 cows	51		102		38,667		31	15	7,486	—	—	18	2,748	33	6,960	48	103
3 cows	48		144		67,752		41	29	36,567	1	260	12	4,777	18	6,371	47	149
4 cows	51	426	204	2,398	94,000	1,409,336	47	37	66,497	3	1,410	8	1,350	11	2,499	51	201
5 to 9 cows	216		1,513		789,795		216	202	696,562	4	1,926	15	10,395	25	12,899	212	1,451
10 to 14 cows	68	54	788	635	459,247	377,870	68	65	410,295	1	1,560	2	1,310	6	2,849	68	777
15 to 19 cows	11		184		106,461		11	11	95,393	—	—	1	600	2	1,010	9	127
20 to 29 cows	2	4	41	95	21,600	80,937	2	2	15,940	1	1,500	—	—	—	—	2	34
30 cows and over	3	2	225	140	178,996	113,790	3	3	178,448	—	—	—	—	—	—	3	206
Northampton																	
Total	1,805	2,039	11,383	10,548	7,814,072	6,665,066	1,236	1,169	7,055,597	12	10,429	67	15,612	251	36,383	1,754	11,631
None	xxx	xxx	xxx	xxx	xxx	xxx	xxx	xxx	xxx	xxx	xxx	xxx	xxx	xxx	xxx	31	69
1 cow	479	746	479	1,056	233,222	495,145	86	68	26,368	2	185	17	1,694	119	9,891	432	512
2 cows	262		524		244,416		126	105	90,923	2	1,083	24	3,207	73	9,119	245	536
3 cows	128		384		192,875		102	91	126,821	4	2,956	8	1,776	24	4,258	122	385
4 cows	88	996	352	5,348	212,307	3,379,212	77	71	168,084	—	—	8	2,540	13	4,059	85	375
5 to 9 cows	427		2,944		1,959,447		424	414	1,828,549	2	2,540	10	6,395	18	8,696	423	3,067
10 to 14 cows	255	265	3,017	3,277	2,165,713	2,197,034	255	254	2,064,723	1	3,600	—	—	1	10	250	3,007
15 to 19 cows	92		1,514		1,125,021		92	92	1,091,122	—	—	—	—	1	150	92	1,535
20 to 29 cows	51	26	1,164	576	883,674	404,961	51	51	865,439	—	—	—	—	—	—	51	1,147
30 to 49 cows	18	4	627	156	466,977	89,139	18	18	463,608	1	65	—	—	2	200	18	640
50 cows and over	5	2	378	135	330,420	99,575	5	5	329,960	—	—	—	—	—	—	5	358
Northumberland																	
Total	1,411	1,799	6,696	8,455	3,499,770	4,508,251	999	715	2,686,899	81	24,920	261	71,883	466	114,096	1,430	7,072
None	xxx	xxx	xxx	xxx	xxx	xxx	xxx	xxx	xxx	xxx	xxx	xxx	xxx	xxx	xxx	40	103
1 cow	317	643	317	963	120,609	411,051	79	28	7,067	11	1,133	43	3,138	135	12,277	310	390
2 cows	263		526		201,541		140	51	27,109	25	6,794	74	11,476	144	24,471	260	540
3 cows	160		480		184,886		127	71	62,076	21	5,022	50	12,190	70	19,225	154	474
4 cows	138	969	552	5,051	235,772	2,665,238	129	77	108,735	12	6,573	47	15,803	56	22,202	137	567
5 to 9 cows	372		2,504		1,254,969		363	328	1,062,228	11	5,348	40	22,296	53	27,964	368	2,568
10 to 14 cows	120	175	1,368	2,086	789,906	1,179,133	120	119	734,340	—	—	6	5,480	7	6,157	120	1,424
15 to 19 cows	23		380		253,593		23	23	244,849	—	—	—	—	—	—	23	392
20 to 29 cows	12	9	278	202	227,239	125,591	12	12	220,510	1	50	1	1,500	1	1,800	12	293
30 cows and over	6	3	291	153	231,255	127,238	6	6	219,985	—	—	—	—	—	—	6	321
Perry																	
Total	1,371	1,580	5,922	7,035	3,476,332	3,912,827	886	551	2,496,913	99	49,489	311	61,489	652	124,377	1,355	6,275
None	xxx	xxx	xxx	xxx	xxx	xxx	xxx	xxx	xxx	xxx	xxx	xxx	xxx	xxx	xxx	33	96
1 cow	410	618	410	912	173,703	435,937	99	32	5,357	7	725	69	4,937	255	26,468	382	485
2 cows	262		524		225,188		146	39	12,184	16	3,755	109	14,282	184	31,649	254	549
3 cows	121		363		154,278		86	18	16,609	21	7,961	57	10,946	84	21,261	116	373
4 cows	85	832	340	4,451	148,922	2,442,790	75	33	50,564	18	7,031	32	9,671	49	15,882	82	317
5 to 9 cows	346		2,354		1,421,101		333	283	1,137,745	35	28,637	42	12,893	71	19,749	343	2,427
10 to 14 cows	109	121	1,213	1,460	814,800	891,485	109	108	767,791	1	1,300	1	1,560	8	2,078	108	1,282
15 to 19 cows	22		353		258,958		22	22	251,216	1	80	—	—	—	—	21	350
20 cows and over	16	9	365	212	279,382	142,615	16	16	255,447	—	—	1	7,200	1	7,290	16	396
Philadelphia																	
Total	63	107	325	537	213,240	337,293	21	18	174,092	1	120	2	1,650	24	4,273	60	295
None	xxx	xxx	xxx	xxx	xxx	xxx	xxx	xxx	xxx	xxx	xxx	xxx	xxx	xxx	xxx	5	9
1 cow	23	74	23	95	10,204	40,771	1	1	250	—	—	—	—	7	551	18	19
2 cows	22		44		17,247		5	3	1,670	1	120	1	450	13	1,738	21	41
3 cows	4		12		4,775		2	2	1,540	—	—	—	—	2	500	4	12
4 cows	2	19	8	80	1,500	38,585	1	1	400	—	—	—	—	—	—	1	4
5 to 9 cows	6		44		20,330		6	5	11,400	—	—	1	1,200	2	1,484	6	46
10 to 14 cows	2	9	27	117	21,784	72,712	2	2	21,432	—	—	—	—	—	—	2	27
15 to 19 cows	1		15		13,000		1	1	13,000	—	—	—	—	—	—	1	15
20 to 29 cows	—	2	—	44	—	18,500	—	—	—	—	—	—	—	—	—	—	—
30 cows and over	3	3	152	201	124,400	166,725	3	3	124,400	—	—	—	—	—	—	2	120
Pike																	
Total	331	455	1,154	1,420	624,523	782,721	138	115	355,355	6	4,438	32	7,628	139	27,779	323	1,198
None	xxx	xxx	xxx	xxx	xxx	xxx	xxx	xxx	xxx	xxx	xxx	xxx	xxx	xxx	xxx	8	20
1 cow	92	269	92	397	51,813	199,718	10	7	1,800	—	—	3	210	39	4,481	83	96
2 cows	110		220		107,546		23	16	8,657	1	600	9	1,425	63	11,858	105	221
3 cows	38		114		53,657		19	13	12,293	—	—	8	1,217	16	3,754	37	121
4 cows	20	165	80	741	35,251	395,765	17	17	23,399	—	—	2	350	6	996	20	76
5 to 9 cows	48		306		168,195		46	40	125,958	—	—	10	4,426	15	6,690	47	309
10 to 14 cows	16	20	180	218	107,125	132,738	16	15	88,637	4	3,578	—	—	—	—	16	190
15 to 19 cows	4		65		40,616		4	4	39,361	1	260	—	—	—	—	4	63
20 cows and over	3	3	97	64	60,320	54,500	3	3	57,270	—	—	—	—	—	—	3	102
Potter																	
Total	1,139	1,361	9,254	9,410	5,700,091	5,712,770	895	780	5,009,405	27	13,146	118	36,576	251	56,104	1,133	9,525
None	xxx	xxx	xxx	xxx	xxx	xxx	xxx	xxx	xxx	xxx	xxx	xxx	xxx	xxx	xxx	21	110
1 cow	152	347	152	499	72,834	268,309	25	11	3,375	1	40	16	1,334	61	5,580	140	196
2 cows	121		242		110,404		54	20	13,345	5	1,646	32	4,702	57	9,676	118	262
3 cows	74		222		115,075		51	31	38,734	4	745	23	5,468	38	9,752	71	247
4 cows	72	646	288	3,872	138,665	2,132,296	65	44	81,170	5	2,163	19	9,685	22	11,020	70	295
5 to 9 cows	346		2,409		1,389,361		330	302	1,187,409	10	8,262	27	15,327	44	18,972	340	2,485
10 to 14 cows	193	322	2,261	4,121	1,409,786	2,658,326	191	191	1,330,101	—	—	—	—	4	578	193	2,328
15 to 19 cows	101		1,669		1,023,925		101	101	991,498	1	50	—	—	2	260	100	1,603
20 to 29 cows	62	41	1,403	930	968,913	560,661	62	62	940,969	—	—	1	60	2	216	62	1,408
30 to 49 cows	18	4	608	133	473,130	85,510	18	18	422,806	1	240	—	—	1	50	18	591
50 to 74 cows	—	1	—	55	—	29,668	—	—	—	—	—	—	—	—	—	—	—

TABLE 19.—COWS MILKED AND MILK PRODUCED, 1939 AND 1929; DAIRY PRODUCTS SOLD AND BUTTER CHURNED, 1939; AND COWS KEPT FOR MILK APR. 1, 1940; BY NUMBER OF COWS MILKED, BY COUNTIES—Continued

(For explanation and definitions, see text)

STATE OR COUNTY AND NUMBER OF COWS MILKED	COWS MILKED				MILK PRODUCED (GALLONS)		DAIRY PRODUCTS SOLD, 1939						BUTTER CHURNED ON FARMS, 1939		COWS KEPT MAINLY FOR MILK PRODUCTION, APR. 1, 1940	
	Farms reporting		Number					Whole milk sold		Cream sold		Butter sold				
	1939	1929	1939	1929	1939	1929	Farms reporting	Farms reporting	Gallons	Farms reporting	Pounds of butterfat	Farms reporting	Pounds	Farms reporting	Pounds	Farms reporting	Number
PENNSYLVANIA—Con.																	
Schuylkill																	
Total	1,538	1,923	6,074	6,621	3,387,619	3,692,528	784	494	2,309,949	48	19,636	309	83,580	671	152,610	1,527	6,439
None	xxx	xxx	xxx	xxx	xxx	xxx	xxx	xxx	xxx	xxx	xxx	xxx	xxx	xxx	xxx	27	102
1 cow	539	1,059	539	1,540	216,421	703,835	73	26	4,249	1	10	53	4,655	238	22,747	519	634
2 cows	348		696		280,902		152	45	23,369	12	2,408	111	17,119	222	40,009	339	725
3 cows	148		444		185,253		96	36	37,144	11	3,737	56	13,068	95	26,497	145	439
4 cows	98	752	392	3,407	183,714	1,821,828	77	39	67,859	7	3,293	41	16,098	51	21,815	96	402
5 to 9 cows	254		1,660		934,108		235	198	714,650	12	6,236	41	21,585	54	29,775	253	1,702
10 to 14 cows	86	94	987	1,208	633,863	789,212	86	85	577,669	1	378	5	3,652	6	4,008	83	983
15 to 19 cows	34		553		368,521		34	34	344,514	1	949	1	50	3	286	34	606
20 to 29 cows	22	14	531	305	368,959	235,603	22	22	355,530	2	1,285	------	-------	1	100	22	521
30 to 49 cows	9	2	292	63	215,898	50,800	9	9	184,965	1	1,340	1	7,373	1	7,373	9	325
50 to 74 cows	------	2	------	100	-------	91,250	------	------	-------	------	-------	------	-------	------	-------	------	------
Snyder																	
Total	1,186	1,352	5,246	6,602	2,933,286	3,357,706	944	731	2,302,239	29	10,833	236	68,229	385	99,179	1,174	5,466
None	xxx	xxx	xxx	xxx	xxx	xxx	xxx	xxx	xxx	xxx	xxx	xxx	xxx	xxx	xxx	27	61
1 cow	252	376	252	571	107,583	237,105	87	28	6,676	1	200	63	5,120	139	14,530	231	323
2 cows	180		360		146,672		123	65	36,142	4	176	69	10,638	113	20,265	174	376
3 cows	128		384		195,918		117	75	103,167	8	1,445	45	11,158	57	16,442	123	409
4 cows	131	868	524	4,676	271,181	2,342,381	124	99	198,190	5	2,901	25	8,479	28	11,283	130	543
5 to 9 cows	412		2,885		1,561,341		410	383	1,372,803	10	6,036	30	19,421	43	22,711	407	2,703
10 to 14 cows	71	101	795	1,196	495,858	683,891	71	70	462,387	1	75	3	2,385	4	2,920	71	818
15 to 19 cows	7		123		70,920		7	7	67,876	------	-------	------	-------	------	-------	7	126
20 cows and over	5	7	123	159	83,813	94,329	5	4	54,998	------	-------	1	11,028	1	11,028	4	107
Somerset																	
Total	3,004	3,060	17,771	17,293	9,813,386	9,753,338	2,114	1,115	6,276,754	530	309,603	746	301,726	1,640	498,594	2,863	18,939
None	xxx	xxx	xxx	xxx	xxx	xxx	xxx	xxx	xxx	xxx	xxx	xxx	xxx	xxx	xxx	38	113
1 cow	655	914	655	1,368	313,044	702,056	157	35	6,501	11	754	119	9,572	445	47,447	579	739
2 cows	478		956		396,782		232	55	24,389	52	9,143	170	24,972	348	64,951	443	1,014
3 cows	259		777		333,390		178	42	33,909	64	17,967	108	22,231	204	49,031	248	812
4 cows	210	1,616	840	8,746	365,629	4,644,018	184	43	59,657	86	33,409	85	23,657	150	41,739	200	892
5 to 9 cows	757		5,169		2,579,319		720	374	1,337,341	244	157,509	198	98,114	355	150,330	726	5,416
10 to 14 cows	404	491	4,660	6,221	2,791,196	3,805,509	402	343	2,275,704	49	51,960	43	48,006	84	59,570	395	4,993
15 to 19 cows	148		2,449		1,521,434		148	138	1,306,378	11	20,224	10	23,464	34	29,511	144	2,495
20 to 29 cows	81	35	1,811	788	1,215,692	514,203	81	73	987,936	10	12,790	10	41,360	16	44,785	79	1,988
30 cows and over	12	4	454	170	296,900	87,552	12	12	244,959	3	5,847	3	10,350	4	11,250	11	477
Sullivan																	
Total	576	642	3,257	3,705	1,968,336	2,150,209	411	280	1,476,218	76	27,831	89	15,515	310	47,001	568	3,470
None	xxx	xxx	xxx	xxx	xxx	xxx	xxx	xxx	xxx	xxx	xxx	xxx	xxx	xxx	xxx	8	28
1 cow	104	168	104	259	45,742	108,928	14	1	30	1	50	13	588	83	7,529	97	140
2 cows	85		170		72,842		39	8	3,214	9	1,701	26	3,114	74	10,602	83	192
3 cows	63		189		75,261		44	17	21,712	13	4,075	18	2,955	47	7,377	62	212
4 cows	43	370	172	2,134	75,843	1,182,335	36	12	17,420	16	3,879	14	2,653	35	7,613	43	172
5 to 9 cows	171		1,167		671,814		168	136	515,801	31	14,686	14	4,525	54	10,140	187	1,216
10 to 14 cows	81	96	904	1,126	614,203	729,600	81	77	544,483	6	3,440	3	1,300	9	2,590	79	916
15 to 19 cows	17		282		208,215		17	17	190,332	------	-------	------	-------	3	200	17	299
20 to 29 cows	12	7	269	158	202,416	106,346	12	12	183,226	------	-------	1	400	5	950	12	295
30 to 49 cows	------	1	------	30	-------	23,000	------	------	-------	------	-------	------	-------	------	-------	------	------
Susquehanna																	
Total	2,557	2,751	30,496	28,786	20,526,430	19,099,821	2,125	1,982	19,199,965	55	51,425	140	41,325	326	71,714	2,544	33,435
None	xxx	xxx	xxx	xxx	xxx	xxx	xxx	xxx	xxx	xxx	xxx	xxx	xxx	xxx	xxx	60	326
1 cow	293	385	293	582	112,411	318,104	29	9	1,382	3	191	17	1,509	106	9,979	265	404
2 cows	168		336		129,194		69	33	24,861	5	2,291	41	3,897	87	12,534	159	385
3 cows	81		243		89,529		46	18	20,731	5	1,425	25	5,468	36	9,098	76	295
4 cows	65	1,009	260	6,305	114,297	3,816,122	49	34	54,970	3	1,380	15	4,758	21	6,919	64	289
5 to 9 cows	494		3,548		2,023,578		476	439	1,771,594	26	18,345	32	14,064	52	18,686	479	3,881
10 to 14 cows	603	1,058	7,171	14,157	4,798,412	9,461,788	603	599	4,530,695	5	5,360	6	4,840	11	6,192	597	7,859
15 to 19 cows	422		7,050		4,868,426		422	420	4,704,025	3	9,445	1	129	5	494	418	7,567
20 to 29 cows	325	251	7,403	5,629	5,358,266	3,927,222	325	325	5,181,416	4	11,528	1	360	5	1,100	321	8,025
30 to 49 cows	92	38	3,156	1,288	2,228,385	974,335	92	91	2,130,234	------	-------	2	6,500	3	6,712	91	3,296
50 to 74 cows	11	7	618	388	437,002	223,020	11	11	422,252	1	1,460	------	-------	------	-------	11	660
75 cows and over	3	3	418	437	368,930	379,250	3	3	327,825	------	-------	------	-------	------	-------	3	448
Tioga																	
Total	2,354	2,758	25,588	25,136	16,568,039	15,879,899	2,027	1,789	15,032,312	65	34,198	210	62,716	414	109,939	2,347	26,602
None	xxx	xxx	xxx	xxx	xxx	xxx	xxx	xxx	xxx	xxx	xxx	xxx	xxx	xxx	xxx	45	240
1 cow	213	375	213	547	97,350	288,514	41	8	1,096	1	50	32	2,970	94	12,044	199	286
2 cows	180		320		132,467		72	19	11,632	2	690	54	9,454	99	21,433	156	361
3 cows	104		312		129,792		71	23	21,081	11	2,194	41	9,354	54	16,047	101	327
4 cows	78	1,219	312	7,471	147,116	4,565,256	66	41	61,001	10	3,710	22	7,386	31	11,865	72	280
5 to 9 cows	553		3,964		2,327,911		534	474	1,938,388	36	22,283	47	18,399	90	28,446	539	4,158
10 to 14 cows	621	1,000	7,305	15,119	4,803,490	8,465,318	618	609	4,484,324	4	5,091	11	10,262	27	13,004	615	7,593
15 to 19 cows	337		5,621		3,738,893		337	337	3,570,209	1	180	2	441	9	1,180	334	5,754
20 to 29 cows	223	136	5,094	3,080	3,493,308	1,969,302	223	223	3,334,802	------	-------	1	4,450	9	5,575	221	5,096
30 to 49 cows	60	28	2,108	919	1,472,186	591,509	60	60	1,405,328	------	-------	------	-------	1	365	60	2,142
50 cows and over	5	------	339	------	225,526	-------	5	5	206,651	------	-------	------	-------	------	-------	5	365

TABLE 19.—COWS MILKED AND MILK PRODUCED, 1939 AND 1929; DAIRY PRODUCTS SOLD AND BUTTER CHURNED, 1939; AND COWS KEPT FOR MILK APR. 1, 1940; BY NUMBER OF COWS MILKED, BY COUNTIES—Continued

(For explanation and definitions, see text)

STATE OR COUNTY AND NUMBER OF COWS MILKED	COWS MILKED				MILK PRODUCED (GALLONS)		DAIRY PRODUCTS SOLD, 1939						BUTTER CHURNED ON FARMS, 1939		COWS KEPT MAINLY FOR MILK PRODUCTION, APR. 1, 1940	
	Farms reporting		Number					Whole milk sold		Cream sold		Butter sold				
	1939	1929	1939	1929	1939	1929	Farms reporting	Farms reporting	Gallons	Farms reporting	Pounds of butterfat	Farms reporting	Pounds	Farms reporting	Pounds	Farms reporting	Number
PENNSYLVANIA—Con.																	
Union																	
Total	800	1,027	5,505	6,615	3,693,868	4,330,576	715	689	3,464,868	8	7,415	26	8,568	47	12,631	806	5,547
None	xxx	xxx	xxx	xxx	xxx	xxx	xxx	xxx	xxx	xxx	xxx	xxx	xxx	xxx	xxx	32	140
1 cow	91	191	91	292	44,284	158,313	28	22	11,355	1	50	6	607	15	1,902	78	103
2 cows	74		148		78,805		57	53	55,747	1	100	3	430	7	1,075	72	165
3 cows	58		174		99,993		57	53	79,202	2	1,104	6	1,714	8	2,592	58	178
4 cows	68	821	284	3,589	179,005	2,267,813	65	61	155,258	2	1,381	4	1,504	4	1,664	61	246
5 to 9 cows	319		2,214		1,401,068		316	308	1,319,419	2	4,780	7	4,313	10	5,000	315	2,180
10 to 14 cows	145	205	1,660	2,498	1,152,088	1,781,327	145	145	1,116,982	———	———	———	———	3	398	144	1,678
15 to 19 cows	33		541		383,012		33	33	374,290	———	———	———	———	———	———	33	543
20 to 29 cows	10	9	205	200	153,388	102,423	10	10	150,563	———	———	———	———	———	———	9	157
30 cows and over	4	1	208	34	202,227	20,700	4	4	202,052	———	———	———	———	———	———	4	157
Venango																	
Total	1,617	1,587	6,641	7,135	3,563,520	3,775,027	906	408	2,083,595	243	126,839	331	83,254	925	199,020	1,598	7,116
None	xxx	xxx	xxx	xxx	xxx	xxx	xxx	xxx	xxx	xxx	xxx	xxx	xxx	xxx	xxx	54	113
1 cow	522	640	522	976	247,524	452,494	73	9	877	7	1,024	58	5,497	353	42,394	469	578
2 cows	353		706		305,560		174	31	12,395	29	6,497	122	17,217	274	54,831	343	760
3 cows	155		465		206,156		107	20	22,867	43	14,099	55	11,956	116	27,656	152	471
4 cows	132	808	528	3,955	232,987	1,915,355	112	31	39,526	55	26,188	35	11,143	70	21,115	129	528
5 to 9 cows	292		1,903		940,343		277	171	559,533	86	55,500	47	25,720	86	37,662	290	1,986
10 to 14 cows	111	114	1,252	1,438	727,994	841,555	111	98	606,910	19	19,505	10	9,616	17	11,140	110	1,329
15 to 19 cows	22		364		241,801		22	21	221,599	1	1,021	2	1,155	4	2,371	22	424
20 to 29 cows	25	19	559	432	345,190	250,787	25	24	311,861	3	3,005	2	950	5	1,851	24	586
30 cows and over	5	6	342	334	319,965	314,836	5	5	308,027	———	———	———	———	———	———	5	341
Warren																	
Total	1,602	1,727	11,415	11,054	7,274,266	7,027,599	1,081	725	5,590,970	261	209,892	161	59,450	601	126,250	1,579	12,194
None	xxx	xxx	xxx	xxx	xxx	xxx	xxx	xxx	xxx	xxx	xxx	xxx	xxx	xxx	xxx	36	173
1 cow	309	466	309	677	168,257	357,145	35	13	2,475	5	842	20	1,584	192	19,140	281	344
2 cows	260		520		240,063		100	12	2,671	48	9,925	46	7,241	177	28,909	252	569
3 cows	134		402		199,456		81	22	28,695	43	17,296	28	6,509	78	17,305	124	403
4 cows	91	887	364	4,850	168,301	2,804,975	79	25	41,807	38	13,817	24	6,965	43	11,521	90	416
5 to 9 cows	366		2,548		1,501,274		346	251	1,039,481	78	69,038	34	17,429	75	25,870	361	2,742
10 to 14 cows	256	313	2,769	3,932	1,771,430	2,749,482	256	209	1,534,226	29	53,152	2	4,920	11	6,268	232	2,792
15 to 19 cows	104		1,734		1,202,426		104	97	1,092,338	10	17,941	3	846	15	2,376	103	1,836
20 to 29 cows	70	45	1,557	990	1,107,195	680,825	70	66	1,021,222	5	16,692	2	5,456	5	5,875	70	1,690
30 to 49 cows	26	15	861	550	590,168	412,360	26	26	505,892	5	11,230	2	8,500	5	8,986	26	889
50 to 74 cows	1	1	50	55	47,559	22,812	1	1	46,800	———	———	———	———	———	———	1	40
75 cows and over	3	———	301	———	278,137	———	3	3	277,365	———	———	———	———	———	———	3	300
Washington																	
Total	3,456	3,475	22,898	21,313	13,143,979	11,885,347	2,388	1,557	9,913,549	529	295,710	483	174,034	1,220	293,777	3,406	24,165
None	xxx	xxx	xxx	xxx	xxx	xxx	xxx	xxx	xxx	xxx	xxx	xxx	xxx	xxx	xxx	55	201
1 cow	748	1,161	748	1,745	375,884	841,620	129	47	13,373	20	1,840	69	6,315	355	32,002	691	886
2 cows	565		1,130		507,145		274	94	48,031	80	21,023	123	17,318	296	49,710	549	1,245
3 cows	324		972		459,826		227	61	58,411	95	40,036	84	19,251	171	37,611	318	1,043
4 cows	224	1,575	896	8,429	425,488	4,307,095	198	61	85,371	100	53,203	60	17,823	107	30,403	221	977
5 to 9 cows	671		4,504		2,390,432		638	403	1,426,228	187	131,215	111	69,093	200	91,057	659	4,722
10 to 14 cows	472	619	5,466	8,069	3,170,730	4,844,349	470	442	2,818,836	33	25,410	25	23,358	61	29,453	465	5,576
15 to 19 cows	258		4,262		2,653,005		258	256	2,514,074	5	5,670	4	1,510	13	2,485	256	4,407
20 to 29 cows	159	91	3,604	2,076	2,273,678	1,305,725	159	158	2,167,851	7	6,580	5	1,540	13	2,930	157	3,743
30 to 49 cows	29	29	985	994	640,715	586,558	29	29	610,792	———	———	———	———	1	150	29	966
50 to 74 cows	6	———	331	———	249,076	———	6	6	170,582	2	12,733	2	17,826	3	17,976	6	399
Wayne																	
Total	2,342	2,499	25,529	22,131	17,049,908	14,881,565	2,007	1,844	15,661,407	15	5,526	177	51,282	360	90,648	2,357	28,446
None	xxx	xxx	xxx	xxx	xxx	xxx	xxx	xxx	xxx	xxx	xxx	xxx	xxx	xxx	xxx	47	183
1 cow	233	502	233	740	114,804	421,056	67	47	16,018	3	250	19	2,322	80	9,728	220	314
2 cows	177		354		165,751		71	31	18,760	2	52	44	6,602	102	17,912	175	413
3 cows	86		258		138,596		61	26	34,736	———	———	37	6,860	57	12,445	86	298
4 cows	99	1,020	396	6,060	222,134	3,801,050	84	51	107,376	1	217	34	9,936	44	17,053	95	451
5 to 9 cows	530		3,740		2,342,191		511	480	2,031,144	5	987	38	16,382	50	22,178	525	4,257
10 to 14 cows	571	772	6,730	10,217	4,393,918	7,033,714	567	564	4,133,419	———	———	4	8,780	11	9,535	567	7,562
15 to 19 cows	337		5,606		3,830,005		337	336	3,670,907	2	4,020	1	400	6	1,105	336	6,162
20 to 29 cows	234	169	5,387	3,873	3,697,400	2,671,269	234	234	3,544,825	———	———	———	———	8	542	233	5,866
30 to 49 cows	64	34	2,205	1,132	1,621,212	871,476	64	64	1,592,942	———	———	———	———	1	50	64	2,350
50 to 74 cows	11	2	620	109	523,897	83,000	11	11	511,280	———	———	———	———	1	100	11	590
Westmoreland																	
Total	3,250	3,801	20,160	18,556	11,896,112	10,775,841	2,080	1,618	9,193,900	135	84,191	474	164,407	1,247	305,581	3,281	21,439
None	xxx	xxx	xxx	xxx	xxx	xxx	xxx	xxx	xxx	xxx	xxx	xxx	xxx	xxx	xxx	76	300
1 cow	648	1,482	648	2,200	322,341	1,043,461	72	34	6,179	4	490	38	2,750	318	32,451	627	815
2 cows	575		1,150		503,403		203	90	47,713	13	3,219	115	13,991	331	49,279	568	1,261
3 cows	283		849		387,581		157	69	51,653	22	9,987	90	18,015	194	44,044	282	912
4 cows	233	1,765	932	9,170	439,672	4,718,820	124	90	129,414	27	11,880	87	30,361	142	49,055	230	961
5 to 9 cows	773		5,313		2,879,176		752	609	2,158,587	54	37,634	115	61,138	190	85,985	766	5,524
10 to 14 cows	444	463	5,139	5,753	3,212,593	3,519,340	441	435	2,918,395	6	10,353	16	16,847	44	21,216	439	5,451
15 to 19 cows	172		2,817		1,804,074		172	171	1,696,907	3	3,818	2	130	13	1,046	172	2,916
20 to 29 cows	101	71	2,320	1,620	1,532,182	943,164	100	100	1,446,585	3	1,050	6	9,130	10	10,340	100	2,278
30 to 49 cows	16	13	541	424	393,540	245,911	16	15	547,573	3	5,760	3	3,877	3	3,917	16	555
50 to 74 cows	1	7	55	389	51,000	305,145	1	1	48,000	———	———	———	———	———	———	1	60
75 cows and over	4	———	396	———	370,550	———	4	4	342,914	———	———	2	8,168	2	8,268	4	406

TABLE 19.—COWS MILKED AND MILK PRODUCED, 1939 AND 1929; DAIRY PRODUCTS SOLD AND BUTTER CHURNED, 1939; AND COWS KEPT FOR MILK APR. 1, 1940; BY NUMBER OF COWS MILKED, BY COUNTIES—Continued

(For explanation and definitions, see text)

STATE OR COUNTY AND NUMBER OF COWS MILKED	COWS MILKED				MILK PRODUCED (GALLONS)		DAIRY PRODUCTS SOLD, 1939							BUTTER CHURNED ON FARMS, 1939		COWS KEPT MAINLY FOR MILK PRODUCTION, APR. 1, 1940	
	Farms reporting		Number					Whole milk sold		Cream sold		Butter sold					
	1939	1929	1939	1929	1939	1929	Farms reporting	Farms reporting	Gallons	Farms reporting	Pounds of butterfat	Farms reporting	Pounds	Farms reporting	Pounds	Farms reporting	Number
PENNSYLVANIA—Con.																	
Wyoming																	
Total	1,066	1,156	9,280	8,810	6,296,626	5,786,653	859	767	5,523,374	23	21,597	68	10,367	206	29,850	1,042	10,231
None	xxx	xxx	xxx	xxx	xxx	xxx	xxx	xxx	xxx	xxx	xxx	xxx	xxx	xxx	xxx	15	70
1 cow	174	270	174	397	85,758	208,681	34	17	5,970	1	215	17	1,301	95	8,726	160	211
2 cows	95		190		78,870		45	22	15,364	4	898	21	3,205	51	7,680	89	227
3 cows	59		177		73,896		41	27	29,297	4	498	16	1,835	32	5,261	58	203
4 cows	43	539	172	3,206	92,477	1,941,593	30	24	52,550	3	3,005	4	490	9	2,208	40	185
5 to 9 cows	268		1,889		1,237,958		262	251	1,020,762	4	4,710	7	2,872	13	4,492	260	2,115
10 to 14 cows	229	285	2,651	3,659	1,795,226	2,568,498	229	228	1,636,291	4	10,571	2	614	6	1,283	225	2,841
15 to 19 cows	117		1,930		1,379,070		117	117	1,283,166	1	100	1	50	1	100	115	2,106
20 to 29 cows	65	48	1,447	1,082	1,059,704	797,216	65	65	998,774	1	100	———	———	1	100	64	1,582
30 to 49 cows	12	14	430	466	329,337	270,665	12	12	322,450	———	———	———	———	———	———	12	448
50 to 74 cows	4	———	220	———	164,350	———	4	4	158,750	1	1,500	———	———	———	———	4	243
York																	
Total	4,607	5,785	22,144	26,224	12,728,905	15,079,805	2,988	1,672	9,371,328	122	73,159	1,345	363,183	2,341	579,160	4,626	23,480
None	xxx	xxx	xxx	xxx	xxx	xxx	xxx	xxx	xxx	xxx	xxx	xxx	xxx	xxx	xxx	145	379
1 cow	1,491	2,522	1,491	3,562	659,093	1,821,763	421	47	7,811	7	1,069	390	34,229	957	110,464	1,414	1,733
2 cows	941		1,882		787,218		537	84	40,664	26	4,262	471	83,120	728	150,192	921	1,959
3 cows	348		1,044		456,416		266	67	74,003	21	7,515	200	58,507	266	83,814	340	1,041
4 cows	242	2,656	968	14,284	463,600	8,050,898	206	101	172,505	19	7,117	106	46,992	140	61,765	235	956
5 to 9 cows	901		6,214		3,580,039		855	708	2,776,932	32	20,916	152	114,304	203	133,323	893	6,419
10 to 14 cows	415	548	4,778	6,703	2,856,770	4,195,249	414	398	2,613,066	6	8,265	19	17,161	35	20,257	410	4,991
15 to 19 cows	158		2,592		1,666,925		158	156	1,560,816	5	9,487	3	3,850	8	4,545	157	2,675
20 to 29 cows	83	39	1,888	884	1,250,876	553,624	83	83	1,203,771	2	4,266	2	2,100	2	2,100	83	1,950
30 to 49 cows	19	13	673	430	477,513	278,563	19	19	454,563	1	1,100	1	250	2	400	19	710
50 cows and over	9	5	614	361	530,455	179,708	9	9	467,197	3	9,162	1	2,670	2	12,300	9	667
RHODE ISLAND																	
Total	1,821	2,376	19,362	20,535	14,218,679	14,889,788	1,294	1,283	12,824,253	62	71,193	38	8,864	264	34,210	1,801	19,543
None	xxx	xxx	xxx	xxx	xxx	xxx	xxx	xxx	xxx	xxx	xxx	xxx	xxx	xxx	xxx	28	125
1 cow	484	904	484	1,287	283,650	660,587	136	134	51,342	2	124	5	308	96	6,904	462	563
2 cows	246		492		268,512		132	129	88,159	4	1,056	9	998	67	7,262	239	529
3 cows	99		297		139,162		62	61	59,720	2	850	7	941	35	3,396	97	314
4 cows	56	897	224	3,806	133,111	2,481,990	46	46	94,027	2	528	3	972	11	1,919	55	227
5 to 9 cows	236		1,603		1,047,810		220	218	901,062	7	2,886	5	300	25	3,326	229	1,610
10 to 14 cows	212	503	2,471	6,809	1,780,765	5,123,094	211	211	1,638,519	9	6,859	2	300	9	1,060	209	2,510
15 to 19 cows	170		2,834		2,061,907		169	168	1,953,739	7	4,931	4	1,975	8	5,740	170	2,897
20 to 29 cows	167	163	3,828	3,768	2,857,934	2,995,987	167	166	2,727,406	9	7,562	2	2,840	9	3,893	164	3,928
30 to 49 cows	104	82	3,711	2,880	2,989,615	2,099,459	104	104	2,863,988	6	8,420	———	———	3	430	101	3,566
50 to 74 cows	30	17	1,784	999	1,311,400	781,022	30	29	1,187,558	9	28,572	1	230	1	280	30	1,787
75 to 99 cows	11	7	904	584	726,240	454,853	11	11	686,235	3	4,405	———	———	———	———	11	887
100 to 199 cows	6	3	730	402	618,573	292,796	6	6	572,498	2	5,000	———	———	———	———	6	600
Bristol																	
Total	85	105	1,220	1,076	914,119	829,812	64	62	788,372	2	10,326	1	2,800	6	2,994	80	1,296
None	xxx	xxx	xxx	xxx	xxx	xxx	xxx	xxx	xxx	xxx	xxx	xxx	xxx	xxx	xxx	1	5
1 cow	23	28	23	40	15,230	20,180	5	5	2,162	———	———	———	———	2	42	19	22
2 cows	6		12		8,426		3	3	2,309	———	———	———	———	1	17	5	13
3 cows	———		———		———		———	———	———	———	———	———	———	———	———	———	———
4 cows	1	35	4	196	3,200	152,644	1	1	3,000	———	———	———	———	———	———	1	4
5 to 9 cows	8		55		40,412		8	8	28,785	———	———	———	———	———	———	8	54
10 to 14 cows	11	22	121	315	87,629	239,152	11	11	79,886	———	———	———	———	1	15	11	128
15 to 19 cows	10		168		85,806		10	10	76,585	———	———	———	———	———	———	10	169
20 to 29 cows	13	15	290	358	223,222	291,495	13	12	202,072	———	———	1	2,800	1	2,890	12	268
30 to 49 cows	10	5	356	167	343,688	126,341	10	10	330,297	1	100	———	———	1	30	10	402
50 to 74 cows	3	———	191	———	106,506	———	3	2	63,276	1	10,226	———	———	———	———	3	231
Kent																	
Total	302	382	2,652	2,560	1,834,181	1,764,155	205	204	1,638,052	8	6,364	3	358	55	5,130	304	2,736
None	xxx	xxx	xxx	xxx	xxx	xxx	xxx	xxx	xxx	xxx	xxx	xxx	xxx	xxx	xxx	5	8
1 cow	105	189	105	257	70,888	125,740	41	40	18,503	1	104	1	50	24	2,003	105	130
2 cows	46		92		53,050		23	23	19,857	1	150	———	———	12	1,274	45	100
3 cows	17		51		24,604		9	9	11,850	———	———	1	208	8	810	17	48
4 cows	7	99	28	538	15,630	341,990	6	6	11,937	———	———	———	———	3	330	7	28
5 to 9 cows	34		224		142,502		33	33	121,311	———	———	———	———	4	358	34	230
10 to 14 cows	32	67	357	906	228,206	642,288	32	32	213,925	1	130	1	100	3	350	31	354
15 to 19 cows	20		338		244,085		20	20	229,514	2	1,980	———	———	1	5	20	340
20 to 29 cows	19	15	431	331	304,228	239,419	19	19	291,341	———	———	———	———	———	———	19	492
30 to 49 cows	14	9	512	323	380,141	243,694	14	14	367,330	———	———	———	———	———	———	13	520
50 cows and over	8	3	514	205	370,847	171,024	8	8	352,484	1	4,000	———	———	———	———	8	486
Newport																	
Total	373	542	4,287	5,225	3,080,820	3,671,433	300	294	2,849,623	14	5,315	18	2,852	63	10,919	371	4,532
None	xxx	xxx	xxx	xxx	xxx	xxx	xxx	xxx	xxx	xxx	xxx	xxx	xxx	xxx	xxx	5	65
1 cow	54	124	54	181	25,299	104,713	11	10	2,284	———	———	3	250	19	1,335	52	65
2 cows	37		74		36,243		16	14	5,055	2	420	4	387	20	2,212	36	75
3 cows	17		51		19,867		12	11	7,687	———	———	2	425	6	624	17	56
4 cows	11	184	44	1,066	28,461	726,069	10	10	21,270	1	208	———	———	1	25	11	46
5 to 9 cows	64		433		264,370		62	60	230,503	4	1,146	3	245	6	710	61	440
10 to 14 cows	66	180	784	2,432	578,771	1,819,447	66	66	543,769	2	69	1	200	1	400	65	826
15 to 19 cows	59		979		741,032		58	58	704,098	2	540	3	1,075	5	4,635	59	1,030
20 to 29 cows	46	39	1,080	881	800,773	641,557	46	46	778,736	2	2,567	1	40	4	698	46	1,128
30 to 49 cows	15	10	533	357	400,064	211,214	15	15	395,631	———	———	———	———	———	———	15	499
50 cows and over	4	5	275	308	165,740	168,633	4	4	160,590	1	365	1	250	1	280	4	302

TABLE 19.—COWS MILKED AND MILK PRODUCED, 1939 AND 1929; DAIRY PRODUCTS SOLD AND BUTTER CHURNED, 1939; AND COWS KEPT FOR MILK APR. 1, 1940; BY NUMBER OF COWS MILKED, BY COUNTIES—Continued

(For explanation and definitions, see text)

STATE OR COUNTY AND NUMBER OF COWS MILKED	COWS MILKED				MILK PRODUCED (GALLONS)		DAIRY PRODUCTS SOLD, 1939							BUTTER CHURNED ON FARMS, 1939		COWS KEPT MAINLY FOR MILK PRODUCTION, APR. 1, 1940	
	Farms reporting		Number					Whole milk sold		Cream sold		Butter sold					
	1939	1929	1939	1929	1939	1929	Farms reporting	Farms reporting	Gallons	Farms reporting	Pounds of butterfat	Farms reporting	Pounds	Farms reporting	Pounds	Farms reporting	Number
RHODE ISLAND—Con.																	
Providence																	
Total	702	843	7,858	8,374	8,126,835	6,483,820	518	518	5,630,572	19	23,999	2	250	71	6,200	694	7,553
None	xxx	xxx	xxx	xxx	xxx	xxx	xxx	xxx	xxx	xxx	xxx	xxx	xxx	xxx	xxx	10	36
1 cow	215	326	215	459	126,974	233,261	67	67	25,273	———	———	———	———	37	2,411	208	234
2 cows	93		186		104,875		67	67	51,939	———	———	1	200	16	2,091	91	202
3 cows	34	223	102	1,212	48,154	829,136	29	29	29,584	1	800	1	50	10	980	33	117
4 cows	17		68		45,418		14	14	35,750	———	———	———	———	3	420	17	73
5 to 9 cows	88		590		421,081		84	84	378,048	2	1,490	———	———	5	298	85	600
10 to 14 cows	73	160	860	2,179	653,816	1,773,941	73	73	605,200	3	4,760	———	———	———	———	72	859
15 to 19 cows	59		988		731,154		59	59	712,192	2	331	———	———	———	———	59	972
20 to 29 cows	54	74	1,227	1,710	957,956	1,412,883	54	54	924,886	3	1,855	———	———	———	———	52	1,203
30 to 49 cows	47	45	1,700	1,586	1,387,464	1,229,462	47	47	1,335,076	1	1,200	———	———	———	———	46	1,507
50 to 74 cows	12	8	705	491	587,429	390,779	12	12	545,955	4	8,366	———	———	———	———	12	675
75 to 99 cows	6	4	487	335	443,941	321,562	6	6	414,191	1	197	———	———	———	———	6	475
100 to 199 cows	6	3	730	402	618,573	292,796	6	6	572,498	2	5,000	———	———	———	———	6	600
Washington																	
Total	359	504	3,345	3,300	2,282,924	2,140,568	207	205	1,917,634	21	25,189	14	2,604	69	8,967	352	3,426
None	xxx	xxx	xxx	xxx	xxx	xxx	xxx	xxx	xxx	xxx	xxx	xxx	xxx	xxx	xxx	7	11
1 cow	87	237	87	350	45,259	176,693	12	12	3,120	1	20	1	8	14	1,113	81	112
2 cows	64		128		65,918		23	22	8,999	1	486	4	411	18	1,668	62	139
3 cows	31		93		46,537		12	12	10,599	1	50	3	258	11	982	30	93
4 cows	20	156	80	794	40,402	432,151	15	15	22,090	1	320	3	972	4	1,144	19	78
5 to 9 cows	44		301		179,445		33	33	142,415	1	250	2	55	10	1,960	41	286
10 to 14 cows	30	74	349	977	232,343	648,266	29	29	195,739	3	1,900	———	———	4	295	30	343
15 to 19 cows	22		361		259,830		22	21	231,350	1	2,080	1	900	2	1,100	22	386
20 to 29 cows	35	20	820	488	571,755	410,833	35	35	530,371	4	3,140	———	———	4	305	35	857
30 to 49 cows	18	13	610	447	478,258	288,748	18	18	455,654	4	7,120	———	———	2	400	17	638
50 cows and over	8	4	516	244	363,177	183,877	8	8	337,297	4	9,823	———	———	———	———	8	505
SOUTH CAROLINA																	
Total	87,730	82,594	143,297	131,206	58,799,715	52,525,520	13,657	3,781	10,404,319	1,255	400,920	11,218	1,889,987	70,804	11,275,334	90,485	159,264
None	xxx	xxx	xxx	xxx	xxx	xxx	xxx	xxx	xxx	xxx	xxx	xxx	xxx	xxx	xxx	4,517	5,692
1 cow	61,275	75,810	61,275	93,130	24,750,308	35,985,339	4,895	980	116,317	279	26,110	4,287	324,477	47,717	5,598,994	59,789	67,101
2 cows	19,721		39,442		14,557,246		4,956	1,041	226,190	420	64,105	4,280	565,662	17,385	3,630,031	19,507	41,280
3 cows	3,515		10,545		3,840,914		1,548	430	180,999	183	44,973	1,295	274,900	3,133	959,312	3,480	11,008
4 cows	1,268	6,033	5,072	23,671	1,835,921	8,812,421	701	262	179,379	84	25,102	550	169,132	1,124	420,735	1,256	5,486
5 to 9 cows	1,193		7,190		2,768,174		817	401	616,358	143	70,011	567	287,124	1,019	516,533	1,182	7,683
10 to 14 cows	275	501	3,131	6,486	1,478,003	3,195,159	259	208	834,932	54	29,194	115	99,876	195	145,149	274	3,506
15 to 19 cows	143		2,367		1,267,140		141	129	963,662	31	20,402	49	45,818	78	57,584	141	2,548
20 to 29 cows	161	155	3,693	3,569	2,121,003	1,947,959	161	152	1,757,499	21	26,956	36	59,486	78	70,469	161	4,269
30 to 49 cows	124	66	4,508	2,321	2,830,189	1,320,044	124	123	2,507,510	22	26,952	28	43,521	53	52,268	123	4,951
50 to 74 cows	30	17	1,770	924	1,031,534	562,327	30	30	915,760	9	14,265	9	14,218	15	15,861	30	2,056
75 to 99 cows	12	9	989	727	657,958	524,654	12	12	620,560	3	8,000	———	———	4	1,150	12	1,110
100 cows and over	13	3	3,315	378	1,661,325	179,657	13	13	1,485,153	6	44,850	2	5,773	3	7,248	13	2,574
Abbeville																	
Total	1,804	1,943	3,049	3,125	1,138,546	1,220,284	328	78	81,312	64	23,591	242	28,469	1,748	326,609	1,815	3,343
None	xxx	xxx	xxx	xxx	xxx	xxx	xxx	xxx	xxx	xxx	xxx	xxx	xxx	xxx	xxx	59	118
1 cow	1,039	1,733	1,039	2,269	400,519	890,496	74	10	889	8	699	65	4,102	1,007	152,859	1,000	1,136
2 cows	565		1,130		398,235		142	16	4,467	27	6,160	113	11,740	550	125,417	556	1,185
3 cows	103		309		106,700		43	11	3,590	14	6,476	24	3,679	97	29,911	103	314
4 cows	43	203	172	764	69,641	296,415	22	8	7,322	2	400	18	3,644	42	17,134	45	174
5 to 9 cows	47		274		102,871		41	28	29,873	9	4,151	21	5,104	45	18,234	47	289
10 to 14 cows	2	7	22	92	8,080	33,573	1	1	1,071	———	———	———	———	2	2,500	2	23
15 cows and over	5		103		52,500		5	4	34,100	4	5,725	1	200	3	554	5	108
Aiken																	
Total	1,927	1,721	3,198	2,958	1,371,289	1,452,856	335	103	334,812	27	6,496	279	39,571	1,683	252,735	1,943	3,357
None	xxx	xxx	xxx	xxx	xxx	xxx	xxx	xxx	xxx	xxx	xxx	xxx	xxx	xxx	xxx	88	105
1 cow	1,475	1,582	1,475	1,858	641,413	819,910	166	35	4,573	10	394	154	11,571	1,292	153,055	1,414	1,501
2 cows	324		648		254,048		90	16	4,044	6	679	85	11,654	298	63,522	316	669
3 cows	55		165		60,635		25	10	3,676	5	1,470	19	4,442	50	15,221	52	162
4 cows	21	110	84	464	30,795	234,816	11	2	1,012	1	130	10	3,455	20	7,329	21	82
5 to 9 cows	26		168		73,229		19	14	32,212	3	1,698	10	6,339	19	11,050	26	174
10 to 14 cows	8	15	95	221	42,075	158,145	8	8	38,640	———	———	1	208	2	386	8	97
15 to 19 cows	3		49		24,903		3	3	24,100	———	———	———	———	———	———	3	49
20 to 29 cows	9	9	199	194	98,020	113,125	9	9	89,179	1	1,825	———	———	———	———	9	184
30 to 49 cows	5	3	105	112	50,000	67,900	5	5	49,600	———	———	———	———	———	———	5	92
50 cows and over	3	2	210	129	96,151	78,960	3	3	87,776	1	300	2	1,902	2	2,190	3	244
Allendale																	
Total	579	558	822	726	217,458	248,029	15	9	25,659	4	968	5	980	440	23,589	612	906
None	xxx	xxx	xxx	xxx	xxx	xxx	xxx	xxx	xxx	xxx	xxx	xxx	xxx	xxx	xxx	45	60
1 cow	442	503	442	572	107,626	194,207	5	1	95	1	10	1	25	327	14,617	433	481
2 cows	111		222		55,455		4	4	344	———	———	1	10	95	6,059	109	238
3 cows	6		18		4,345		2	1	270	———	———	1	125	5	558	6	21
4 cows	11	34	44	136	9,882	43,822	1	———	———	1	78	———	———	8	890	11	48
5 to 9 cows	6		33		7,665		2	1	700	———	———	1	100	4	685	6	29
10 cows and over	3	1	63	18	52,485	10,000	3	2	24,250	2	880	1	700	1	780	2	29

TABLE 19.—COWS MILKED AND MILK PRODUCED, 1939 AND 1929; DAIRY PRODUCTS SOLD AND BUTTER CHURNED, 1939; AND COWS KEPT FOR MILK APR. 1, 1940; BY NUMBER OF COWS MILKED, BY COUNTIES—Continued

(For explanation and definitions, see text)

STATE OR COUNTY AND NUMBER OF COWS MILKED	COWS MILKED				MILK PRODUCED (GALLONS)		DAIRY PRODUCTS SOLD, 1939							BUTTER CHURNED ON FARMS, 1939		COWS KEPT MAINLY FOR MILK PRODUCTION, APR. 1, 1940	
	Farms reporting		Number					Whole milk sold		Cream sold		Butter sold					
	1939	1929	1939	1929	1939	1929	Farms reporting	Farms reporting	Gallons	Farms reporting	Pounds of butterfat	Farms reporting	Pounds	Farms reporting	Pounds	Farms reporting	Number
SOUTH CAROLINA—Continued																	
Anderson																	
Total	4,908	4,869	8,462	7,689	3,774,016	3,293,750	1,485	287	468,257	40	10,415	1,410	290,358	4,741	1,156,070	4,952	9,256
None	xxx	xxx	xxx	xxx	xxx	xxx	xxx	xxx	xxx	xxx	xxx	xxx	xxx	xxx	xxx	69	108
1 cow	2,979	4,406	2,979	5,571	1,368,891	2,306,862	503	64	6,620	5	521	488	43,569	2,877	468,547	2,942	3,411
2 cows	1,392		2,784		1,135,150		564	82	13,944	16	3,359	545	83,655	1,562	388,250	1,388	2,884
3 cows	292		876		349,620		195	33	16,504	7	1,365	192	50,026	287	115,572	291	925
4 cows	100	432	400	1,653	178,357	719,438	87	29	18,918	3	780	84	32,707	98	56,289	99	446
5 to 9 cows	99		590		278,956		90	36	58,040	7	2,504	78	50,421	90	71,312	98	617
10 to 14 cows	23	27	254	350	127,052	200,050	23	20	66,546	—	—	16	16,110	19	20,350	23	261
15 to 19 cows	8		140		69,560		8	8	55,260	2	1,886	3	2,360	4	3,410	8	151
20 to 29 cows	11	3	262	60	164,755	38,200	11	11	132,025	—	—	4	11,490	4	12,360	11	266
30 cows and over	4	1	177	55	101,675	29,200	4	4	100,400	—	—	—	—	—	—	4	187
Bamberg																	
Total	1,099	947	1,851	1,506	673,038	587,529	105	31	200,397	11	852	79	6,980	781	58,052	1,122	2,076
None	xxx	xxx	xxx	xxx	xxx	xxx	xxx	xxx	xxx	xxx	xxx	xxx	xxx	xxx	xxx	33	38
1 cow	796	897	796	1,056	250,045	359,649	31	4	413	2	125	25	1,125	550	28,035	789	860
2 cows	220		440		134,581		38	7	692	4	232	30	2,451	172	18,008	218	454
3 cows	48		144		50,267		16	6	5,107	5	475	13	1,682	36	6,526	47	146
4 cows	17	38	68	157	19,995	49,215	8	3	1,420	—	—	7	837	14	3,187	17	86
5 to 9 cows	10		55		17,750		4	3	2,865	—	—	3	485	7	1,812	10	54
10 to 14 cows	2		24		10,500		2	2	8,000	—	—	1	400	2	504	2	29
15 to 19 cows	—	6	—	68	—	29,000	—	—	—	—	—	—	—	—	—	—	—
20 to 29 cows	—	1	—	25	—	16,540	—	—	—	—	—	—	—	—	—	—	—
30 to 49 cows	3	4	119	130	50,900	96,625	3	3	50,500	—	—	—	—	—	—	3	124
50 cows and over	3	1	205	70	139,000	36,500	3	3	151,400	—	—	—	—	—	—	3	285
Barnwell																	
Total	1,113	1,018	1,467	1,282	554,610	444,908	79	24	42,745	3	55	61	5,700	725	69,299	1,168	1,607
None	xxx	xxx	xxx	xxx	xxx	xxx	xxx	xxx	xxx	xxx	xxx	xxx	xxx	xxx	xxx	76	98
1 cow	898	979	898	1,103	344,332	370,415	37	3	570	1	5	35	2,192	569	44,930	880	938
2 cows	161		322		113,622		24	9	2,665	—	—	16	1,529	122	16,242	160	331
3 cows	30		90		34,266		8	4	2,000	1	40	6	756	16	3,756	29	83
4 cows	13	36	52	138	15,990	45,093	5	3	3,900	1	10	3	423	11	1,905	13	61
5 to 9 cows	8		51		16,975		2	2	7,110	—	—	1	800	5	2,450	7	42
10 cows and over	3	3	54	41	29,425	29,400	3	3	26,500	—	—	—	—	2	16	3	54
Beaufort																	
Total	948	1,013	1,376	1,663	321,465	431,529	36	19	47,670	3	1,050	19	1,618	233	18,488	1,033	1,814
None	xxx	xxx	xxx	xxx	xxx	xxx	xxx	xxx	xxx	xxx	xxx	xxx	xxx	xxx	xxx	89	119
1 cow	726	910	726	1,110	155,288	276,978	16	9	1,219	—	—	8	175	154	8,134	723	828
2 cows	163		326		66,395		8	3	300	—	—	6	237	48	4,751	162	443
3 cows	30		90		22,309		4	1	71	—	—	3	685	13	1,949	30	122
4 cows	17	91	68	342	13,347	75,039	2	—	—	1	200	1	25	10	2,124	17	106
5 to 9 cows	6		31		7,511		—	—	—	—	—	—	—	4	678	6	36
10 cows and over	6	12	135	211	56,815	79,312	6	6	46,080	2	850	1	496	4	852	6	160
Berkeley																	
Total	1,321	1,083	2,087	1,901	520,847	429,479	56	39	169,683	6	1,719	23	954	415	20,767	1,442	2,538
None	xxx	xxx	xxx	xxx	xxx	xxx	xxx	xxx	xxx	xxx	xxx	xxx	xxx	xxx	xxx	177	245
1 cow	1,010	909	1,010	1,121	203,139	251,552	21	13	1,020	—	—	13	304	274	9,170	967	1,175
2 cows	225		450		88,712		13	8	1,854	1	10	6	206	97	6,505	219	487
3 cows	43		129		29,208		8	6	4,700	1	67	3	80	23	2,087	40	113
4 cows	18	137	72	525	13,548	91,037	2	2	1,940	1	10	—	—	9	983	16	89
5 to 9 cows	18		108		21,569		5	3	10,585	1	180	1	384	9	1,277	16	73
10 to 14 cows	3	16	36	183	14,000	37,615	3	3	10,800	—	—	—	—	1	300	3	42
15 to 19 cows	1		19		4,650		1	1	3,300	1	52	—	—	1	365	1	22
20 to 29 cows	—	—	—	—	—	—	—	—	—	—	—	—	—	—	—	—	—
30 cows and over	3	1	263	72	146,021	49,275	3	3	135,504	1	1,400	—	—	1	100	3	286
Calhoun																	
Total	834	864	1,218	1,156	409,195	328,175	42	17	70,039	3	396	30	3,237	535	40,618	923	1,491
None	xxx	xxx	xxx	xxx	xxx	xxx	xxx	xxx	xxx	xxx	xxx	xxx	xxx	xxx	xxx	101	117
1 cow	639	819	639	936	189,577	282,119	10	1	150	—	—	10	457	404	22,005	829	717
2 cows	138		276		92,263		17	7	2,089	1	25	13	1,070	95	10,947	137	320
3 cows	32		96		26,250		4	1	300	—	—	3	1,220	19	3,947	31	101
4 cows	10	41	40	157	9,950	42,178	4	2	255	1	111	2	130	8	1,373	10	46
5 to 9 cows	11		64		20,980		3	2	2,095	—	—	1	100	8	2,086	11	71
10 to 14 cows	1	4	10	63	4,025	23,878	1	1	520	1	260	1	280	1	260	1	10
15 cows and over	3		93		66,150		3	3	64,650	—	—	—	—	—	—	3	109
Charleston																	
Total	766	698	1,495	1,470	574,160	453,113	60	44	257,095	5	203	27	4,614	237	22,192	848	1,767
None	xxx	xxx	xxx	xxx	xxx	xxx	xxx	xxx	xxx	xxx	xxx	xxx	xxx	xxx	xxx	105	126
1 cow	548	616	548	730	158,840	169,126	11	7	700	—	—	5	522	124	8,354	534	585
2 cows	148		296		82,298		17	11	3,760	2	8	10	963	69	6,107	141	324
3 cows	29		87		28,912		8	6	5,250	1	75	3	745	17	2,744	28	103
4 cows	15	61	60	249	15,515	67,017	4	2	500	—	—	3	568	10	1,586	14	56
5 to 9 cows	9		52		16,737		3	2	4,410	1	42	3	291	8	1,213	9	82
10 to 14 cows	8	9	87	109	36,308	38,970	8	7	18,925	1	78	3	1,525	5	1,925	8	109
15 to 19 cows	2		30		14,900		2	2	12,100	—	—	—	—	1	120	2	33
20 to 29 cows	2	5	40	119	23,950	55,625	2	2	22,600	—	—	—	—	1	100	2	40
30 cows and over	5	7	295	263	198,700	122,375	5	5	188,850	—	—	—	—	2	45	5	329

TABLE 19.—COWS MILKED AND MILK PRODUCED, 1939 AND 1929; DAIRY PRODUCTS SOLD AND BUTTER CHURNED, 1939; AND COWS KEPT FOR MILK APR. 1, 1940; BY NUMBER OF COWS MILKED, BY COUNTIES—Continued

(For explanation and definitions, see text)

STATE OR COUNTY AND NUMBER OF COWS MILKED	COWS MILKED				MILK PRODUCED (GALLONS)		DAIRY PRODUCTS SOLD, 1939						BUTTER CHURNED ON FARMS, 1939		COWS KEPT MAINLY FOR MILK PRODUCTION, APR. 1, 1940	
	Farms reporting		Number					Whole milk sold		Cream sold		Butter sold				
	1939	1929	1939	1929	1939	1929	Farms reporting	Farms reporting	Gallons	Farms reporting	Pounds of butterfat	Farms reporting	Pounds	Farms reporting	Pounds	Farms reporting	Number
SOUTH CAROLINA—Continued																	
Cherokee																	
Total	2,050	2,250	3,258	3,614	1,629,481	1,747,166	550	115	142,369	73	17,347	464	81,178	1,962	494,362	2,049	3,387
None	xxx	xxx	xxx	xxx	xxx	xxx	xxx	xxx	xxx	xxx	xxx	xxx	xxx	xxx	xxx	27	46
1 cow	1,309	2,069	1,309	2,714	748,315	1,345,844	210	22	3,263	20	2,401	183	17,690	1,256	251,001	1,290	1,410
2 cows	570		1,140		504,971		235	51	10,729	31	4,684	204	33,760	552	171,762	564	1,123
3 cows	103		309		132,167		57	13	2,281	11	3,203	48	13,074	99	43,045	102	296
4 cows	30	165	120	635	45,182	280,387	17	7	3,468	4	1,425	14	4,402	27	10,036	29	124
5 to 9 cows	25		158		76,086		18	11	22,473	4	3,066	11	8,432	21	13,595	24	138
10 to 14 cows	4	12	50	169	27,420	74,375	4	3	15,575	1	500	3	3,635	3	3,920	4	45
15 to 19 cows	5		81		44,565		5	4	40,780	1	1,168	1	185	1	365	5	83
20 to 29 cows	4	4	91	96	50,775	46,560	4	4	43,800	1	900	—	—	3	638	4	102
Chester																	
Total	1,884	2,067	3,913	3,982	1,517,911	1,406,108	333	74	336,756	30	15,602	272	49,701	1,806	308,149	1,893	4,741
None	xxx	xxx	xxx	xxx	xxx	xxx	xxx	xxx	xxx	xxx	xxx	xxx	xxx	xxx	xxx	50	68
1 cow	1,025	1,748	1,025	2,301	383,072	746,594	65	7	930	1	140	58	4,276	984	105,769	993	1,155
2 cows	538		1,076		383,900		105	14	2,775	4	382	98	14,086	524	103,110	530	1,208
3 cows	159		477		158,719		53	9	2,205	3	965	49	7,144	156	42,513	159	582
4 cows	67	284	268	1,142	86,979	411,314	38	9	4,206	7	2,810	29	7,244	66	21,724	66	363
5 to 9 cows	63		383		125,605		42	11	18,760	9	4,805	28	10,299	59	24,898	63	509
10 to 14 cows	12	25	128	300	49,200	116,019	12	6	11,680	4	5,500	5	1,720	9	3,048	12	151
15 to 19 cows	5		80		38,485		5	4	33,295	1	900	1	400	2	820	5	121
20 to 29 cows	8	10	182	239	93,401	132,181	8	7	78,705	—	—	2	2,132	3	2,802	8	257
30 cows and over	7	—	294	—	203,550	—	7	7	184,200	1	100	1	2,400	3	3,465	7	327
Chesterfield																	
Total	2,077	1,998	2,731	2,499	1,313,038	1,173,291	245	74	49,527	28	8,290	185	17,405	1,784	257,840	2,152	3,113
None	xxx	xxx	xxx	xxx	xxx	xxx	xxx	xxx	xxx	xxx	xxx	xxx	xxx	xxx	xxx	100	106
1 cow	1,629	1,938	1,629	2,206	819,708	1,038,061	125	30	2,696	5	700	100	5,962	1,388	182,581	1,606	1,774
2 cows	369		738		313,378		82	21	2,395	15	3,432	61	5,345	332	69,729	367	809
3 cows	44		132		54,059		16	8	4,092	1	500	12	1,779	35	9,464	44	138
4 cows	19	53	76	182	37,861	71,713	10	6	4,834	2	1,057	5	1,475	15	6,377	19	81
5 to 9 cows	9		53		29,572		6	4	6,105	2	302	5	2,276	9	4,506	9	59
10 cows and over	7	7	103	111	58,460	63,517	6	5	29,405	3	2,299	2	568	5	5,183	7	146
Clarendon																	
Total	2,101	1,818	2,753	2,312	683,800	634,061	120	45	41,181	16	1,216	91	5,682	1,267	81,130	2,172	3,100
None	xxx	xxx	xxx	xxx	xxx	xxx	xxx	xxx	xxx	xxx	xxx	xxx	xxx	xxx	xxx	105	117
1 cow	1,637	1,754	1,637	2,008	385,724	540,406	50	16	2,048	1	104	42	1,607	916	44,392	1,604	1,787
2 cows	378		756		175,147		43	13	4,251	9	765	33	2,467	275	24,560	377	800
3 cows	55		165		41,010		15	5	1,032	3	109	11	1,003	49	6,137	55	173
4 cows	15	59	60	229	23,134	55,130	5	5	5,900	1	25	1	350	13	2,634	15	62
5 to 9 cows	12		75		23,085		4	3	3,250	1	200	4	255	12	2,807	12	80
10 cows and over	4	5	60	75	35,700	38,525	3	3	24,700	1	15	—	—	2	600	4	81
Colleton																	
Total	1,749	1,619	2,640	2,654	736,795	661,392	100	21	61,935	19	5,005	76	6,530	1,047	68,478	1,796	3,001
None	xxx	xxx	xxx	xxx	xxx	xxx	xxx	xxx	xxx	xxx	xxx	xxx	xxx	xxx	xxx	95	137
1 cow	1,165	1,423	1,165	1,858	334,322	494,256	32	5	692	5	260	23	1,112	590	27,519	1,121	1,306
2 cows	459		918		250,200		44	11	2,053	6	565	34	1,896	355	26,165	453	983
3 cows	88		264		61,888		16	1	160	4	362	14	1,991	72	8,602	88	275
4 cows	20	191	80	741	16,080	142,806	3	—	—	1	70	3	806	17	2,589	20	79
5 to 9 cows	14		86		16,330		—	—	—	—	—	—	—	10	2,315	14	87
10 to 14 cows	2	4	23	55	11,600	15,400	2	1	5,000	—	—	1	600	2	1,165	2	23
15 to 19 cows	—	—	—	—	—	—	—	—	—	—	—	—	—	—	—	—	—
20 to 29 cows	—	1	—	20	—	10,950	—	—	—	—	—	—	—	—	—	—	—
30 to 49 cows	3	—	106	—	66,375	—	3	3	54,050	3	3,748	1	125	1	125	3	111
Darlington																	
Total	1,705	1,254	2,441	1,814	1,279,356	697,764	195	51	218,612	14	5,475	164	20,153	1,440	173,404	1,699	2,615
None	xxx	xxx	xxx	xxx	xxx	xxx	xxx	xxx	xxx	xxx	xxx	xxx	xxx	xxx	xxx	120	139
1 cow	1,397	1,193	1,397	1,335	739,196	505,957	104	18	2,191	2	120	94	6,294	1,188	115,312	1,283	1,389
2 cows	233		466		217,694		53	6	1,350	4	225	51	8,207	199	40,854	225	466
3 cows	54		102		42,165		12	7	2,847	2	104	8	2,258	25	7,217	31	110
4 cows	12	48	48	180	14,581	66,157	5	1	180	—	—	5	865	10	2,937	12	45
5 to 9 cows	15		85		38,735		8	6	9,928	1	51	5	2,356	13	6,418	14	93
10 to 14 cows	6	8	76	111	44,710	46,460	5	5	41,066	2	425	—	—	3	316	6	94
15 to 19 cows	1		19		14,600		1	1	14,000	—	—	—	—	—	—	1	19
20 cows and over	7	7	248	188	167,875	79,190	7	7	147,050	3	4,550	1	175	2	350	7	260
Dillon																	
Total	1,209	868	1,569	1,139	815,365	489,740	103	39	75,431	8	2,275	74	7,992	971	110,719	1,312	1,798
None	xxx	xxx	xxx	xxx	xxx	xxx	xxx	xxx	xxx	xxx	xxx	xxx	xxx	xxx	xxx	131	141
1 cow	1,032	837	1,032	921	546,121	391,915	59	18	1,729	3	195	46	3,313	815	78,701	1,006	1,095
2 cows	144		288		142,046		24	7	937	1	180	20	2,513	127	24,155	142	293
3 cows	17		51		21,251		7	4	965	1	200	2	615	17	4,618	17	55
4 cows	5	24	20	96	11,605	40,800	3	1	150	1	200	3	715	5	1,365	5	19
5 to 9 cows	2		11		3,200		1	—	—	—	—	1	505	2	810	2	11
10 to 14 cows	3	7	40	122	22,365	57,025	3	3	17,650	—	—	—	—	1	170	3	40
15 cows and over	6		127		68,775		6	6	54,000	2	1,500	2	331	4	900	6	146

TABLE 19.—COWS MILKED AND MILK PRODUCED, 1939 AND 1929; DAIRY PRODUCTS SOLD AND BUTTER CHURNED, 1939; AND COWS KEPT FOR MILK APR. 1, 1940; BY NUMBER OF COWS MILKED, BY COUNTIES—Continued

(For explanation and definitions, see text)

STATE OR COUNTY AND NUMBER OF COWS MILKED	COWS MILKED				MILK PRODUCED (GALLONS)		DAIRY PRODUCTS SOLD, 1939							BUTTER CHURNED ON FARMS, 1939		COWS KEPT MAINLY FOR MILK PRODUCTION, APR. 1, 1940	
	Farms reporting		Number					Whole milk sold		Cream sold		Butter sold					
	1939	1929	1939	1929	1939	1929	Farms reporting	Farms reporting	Gallons	Farms reporting	Pounds of butterfat	Farms reporting	Pounds	Farms reporting	Pounds	Farms reporting	Number
SOUTH CAROLINA—Continued																	
Dorchester																	
Total	1,024	973	1,995	1,876	694,349	625,457	118	58	395,280	5	210	76	3,278	330	13,921	1,064	2,494
None	xxx	xxx	xxx	xxx	xxx	xxx	xxx	xxx	xxx	xxx	xxx	xxx	xxx	xxx	xxx	54	83
1 cow	745	894	745	1,109	176,385	232,806	62	18	3,293	1	35	51	1,656	255	7,976	734	879
2 cows	215		430		91,320		28	15	2,532	4	175	18	790	71	3,846	212	469
3 cows	24		72		13,854		5	3	1,815	———	———	3	57	11	614	24	84
4 cows	12	59	48	239	7,865	53,853	2	2	485	———	———	1	100	3	225	12	50
5 to 9 cows	10		60		13,030		3	2	2,800	———	———	2	425	5	720	10	70
10 to 14 cows	2		25		7,200		2	2	6,500	———	———	———	———	1	40	2	25
15 to 19 cows	3	10	51	137	19,320	69,690	3	3	16,480	———	———	1	250	2	400	3	64
20 to 29 cows	3	5	65	121	39,025	60,355	3	3	38,825	———	———	———	———	———	———	3	109
30 to 49 cows	7	1	260	40	167,375	27,000	7	7	163,275	———	———	———	———	2	100	7	346
50 cows and over	3	4	239	250	158,975	181,753	3	3	157,275	———	———	———	———	———	———	3	315
Edgefield																	
Total	1,469	1,547	2,695	2,841	1,043,440	1,016,473	261	40	159,964	37	12,485	204	39,632	1,394	225,686	1,512	3,205
None	xxx	xxx	xxx	xxx	xxx	xxx	xxx	xxx	xxx	xxx	xxx	xxx	xxx	xxx	xxx	72	82
1 cow	935	1,359	935	1,680	385,096	585,584	74	6	360	6	300	67	4,600	884	102,067	910	1,082
2 cows	374		748		258,434		89	11	2,867	10	1,348	73	8,139	362	66,137	370	819
3 cows	73		219		78,447		33	2	765	6	1,530	26	3,800	70	19,529	73	247
4 cows	30	148	120	589	39,090	198,024	16	2	1,700	2	600	12	2,982	29	8,939	30	137
5 to 9 cows	34		221		72,369		26	3	6,111	9	4,297	19	6,753	33	13,657	34	253
10 to 14 cows	7	35	74	450	32,250	182,975	7	4	13,595	2	1,210	4	4,782	7	5,788	7	155
15 to 19 cows	4		64		25,076		4	3	13,188	———	———	2	3,101	2	3,305	4	72
20 to 29 cows	9	4	209	87	105,503	33,300	9	6	75,068	2	3,200	1	5,475	5	5,927	9	238
30 to 49 cows	3	1	105	35	47,175	16,590	3	3	46,310	———	———	———	———	2	337	3	120
Fairfield																	
Total	1,430	1,539	2,605	2,823	811,822	938,212	111	32	44,104	13	5,598	94	17,386	1,213	154,516	1,427	2,749
None	xxx	xxx	xxx	xxx	xxx	xxx	xxx	xxx	xxx	xxx	xxx	xxx	xxx	xxx	xxx	37	77
1 cow	794	1,309	794	1,713	257,892	566,498	24	7	1,060	2	35	19	1,360	673	52,528	765	826
2 cows	422		844		251,556		29	10	2,506	3	873	26	2,701	353	48,097	414	870
3 cows	98		294		86,638		10	1	365	1	150	8	1,070	90	18,248	98	285
4 cows	50	212	200	844	54,490	256,509	11	3	296	———	———	11	1,537	43	11,267	49	214
5 to 9 cows	56		315		96,069		27	4	4,200	2	1,550	25	7,543	47	20,036	56	347
10 to 14 cows	5	14	56	170	19,000	72,620	5	2	3,900	4	2,190	2	700	4	1,765	5	49
15 to 19 cows	2		31		13,200		2	2	8,500	1	800	1	500	1	600	2	31
20 to 29 cows	3	4	71	96	32,977	42,585	3	3	23,277	———	———	2	1,975	2	1,975	3	50
Florence																	
Total	3,486	2,349	4,671	3,316	2,031,905	1,324,978	248	87	228,380	18	5,822	205	27,565	3,034	243,914	3,550	5,117
None	xxx	xxx	xxx	xxx	xxx	xxx	xxx	xxx	xxx	xxx	xxx	xxx	xxx	xxx	xxx	241	269
1 cow	2,936	2,249	2,936	2,536	1,283,776	941,647	121	35	5,203	3	100	107	5,078	2,529	165,132	2,770	3,062
2 cows	452		904		369,414		74	23	5,399	5	253	59	6,365	418	50,565	442	883
3 cows	47		141		56,790		18	5	1,500	3	582	17	2,312	45	8,238	46	134
4 cows	17	77	68	284	25,205	113,576	7	1	1,642	———	———	6	1,825	15	4,309	17	82
5 to 9 cows	17		99		39,615		11	8	12,360	———	———	7	1,924	14	4,434	17	112
10 to 14 cows	4	12	47	159	21,575	95,075	4	2	3,456	3	1,800	3	3,525	4	4,153	4	38
15 to 19 cows	4		71		34,205		4	4	33,000	———	———	———	———	2	250	4	68
20 to 29 cows	2	6	40	140	18,350	76,005	2	2	10,220	———	———	2	1,500	2	1,600	2	40
30 to 49 cows	4	5	145	197	82,600	98,675	4	4	65,600	1	300	2	4,950	3	5,025	4	146
50 cows and over	3	———	220	———	100,375	———	3	3	90,000	3	2,787	2	86	2	208	3	283
Georgetown																	
Total	709	469	986	792	263,127	264,861	25	17	50,776	4	800	14	963	203	10,048	758	1,155
None	xxx	xxx	xxx	xxx	xxx	xxx	xxx	xxx	xxx	xxx	xxx	xxx	xxx	xxx	xxx	59	67
1 cow	581	420	581	527	136,781	152,486	8	3	175	———	———	7	316	153	6,348	574	658
2 cows	87		174		43,750		6	5	1,900	———	———	2	50	32	1,924	84	179
3 cows	23		69		17,650		3	1	2,190	1	100	1	52	8	432	23	69
4 cows	8	49	32	265	5,715	112,375	1	1	6	———	———	1	10	4	401	8	30
5 cows and over	10		130		59,231		7	7	46,505	3	700	3	535	6	943	10	152
Greenville																	
Total	4,392	4,972	8,316	8,559	3,969,936	4,090,546	1,188	366	1,085,856	21	39,856	1,083	200,812	4,163	870,561	4,517	8,845
None	xxx	xxx	xxx	xxx	xxx	xxx	xxx	xxx	xxx	xxx	xxx	xxx	xxx	xxx	xxx	209	281
1 cow	2,722	4,503	2,722	5,788	1,190,589	2,614,345	405	82	8,014	3	319	383	29,888	2,575	368,758	2,654	2,961
2 cows	1,256		2,472		973,848		441	99	18,708	4	588	425	59,056	1,195	303,328	1,223	2,444
3 cows	233		699		286,880		155	57	21,344	2	364	142	33,166	227	87,688	251	688
4 cows	70	419	280	1,639	110,131	700,247	63	30	15,448	2	650	56	17,420	68	29,904	70	287
5 to 9 cows	71		440		221,122		64	39	63,472	4	4,430	51	31,850	64	46,790	71	417
10 to 14 cows	20	29	231	382	119,703	244,216	20	19	89,310	1	60	12	7,112	12	8,753	20	235
15 to 19 cows	9		149		86,499		9	9	62,555	1	200	5	4,555	8	4,925	8	135
20 to 29 cows	14	11	310	264	212,834	169,248	14	14	179,455	1	1,825	3	7,000	8	9,080	14	332
30 to 49 cows	13	7	461	257	344,530	165,115	13	13	317,930	2	3,280	4	3,585	4	3,685	13	475
50 to 74 cows	1	1	72	60	60,000	45,625	1	1	48,000	———	———	1	4,000	1	4,000	1	69
75 cows and over	3	2	480	169	363,800	151,750	3	3	261,620	1	28,200	1	3,250	1	3,650	3	523
Greenwood																	
Total	1,502	1,642	3,452	3,142	1,260,953	1,320,523	425	186	374,095	16	12,916	288	53,092	1,349	249,541	1,519	3,942
None	xxx	xxx	xxx	xxx	xxx	xxx	xxx	xxx	xxx	xxx	xxx	xxx	xxx	xxx	xxx	47	66
1 cow	822	1,447	822	1,841	313,271	683,543	99	18	2,565	1	25	85	6,808	747	95,715	801	975
2 cows	425		850		285,694		141	47	13,803	1	260	113	14,239	394	82,917	423	907
3 cows	88		264		90,514		51	26	11,356	2	75	36	7,296	78	22,280	86	256
4 cows	46	158	184	620	62,332	253,604	29	15	15,092	———	———	16	4,385	34	12,087	44	193
5 to 9 cows	74		466		148,865		58	43	67,590	2	1,100	27	8,949	63	21,190	72	499
10 to 14 cows	21	24	246	289	92,742	153,300	21	13	37,209	6	6,279	9	10,410	18	12,960	20	258
15 to 19 cows	8		136		56,700		8	7	41,325	3	5,027	1	730	6	1,176	8	164
20 to 29 cows	15	9	328	198	119,575	101,125	15	14	100,895	1	150	1	275	8	1,136	15	421
30 cows and over	3	4	156	194	91,260	128,951	3	3	84,260	———	———	———	———	1	100	3	203

TABLE 19.—COWS MILKED AND MILK PRODUCED, 1939 AND 1929; DAIRY PRODUCTS SOLD AND BUTTER CHURNED, 1939; AND COWS KEPT FOR MILK APR. 1, 1940; BY NUMBER OF COWS MILKED, BY COUNTIES—Continued

(For explanation and definitions, see text)

STATE OR COUNTY AND NUMBER OF COWS MILKED	COWS MILKED				MILK PRODUCED (GALLONS)		DAIRY PRODUCTS SOLD, 1939							BUTTER CHURNED ON FARMS, 1939		COWS KEPT MAINLY FOR MILK PRODUCTION, APR. 1, 1940	
	Farms reporting		Number				Whole milk sold			Cream sold		Butter sold					
	1939	1929	1939	1929	1939	1929	Farms reporting	Farms reporting	Gallons	Farms reporting	Pounds of butterfat	Farms reporting	Pounds	Farms reporting	Pounds	Farms reporting	Number
SOUTH CAROLINA—Continued																	
Hampton																	
Total	1,001	711	1,543	1,073	385,029	306,666	103	67	25,867	10	1,452	58	4,809	576	40,726	1,058	1,796
None	xxx	xxx	xxx	xxx	xxx	xxx	xxx	xxx	xxx	xxx	xxx	xxx	xxx	xxx	xxx	80	126
1 cow	664	643	664	815	166,328	231,948	36	19	665	1	15	22	437	361	16,799	643	731
2 cows	245		490		118,089		37	27	4,498	1	60	18	912	151	12,333	243	534
3 cows	51		153		35,800		11	8	1,868	2	275	9	590	36	4,624	51	170
4 cows	21	67	84	244	18,993	65,958	7	6	2,176	—	—	3	85	14	1,992	21	80
5 to 9 cows	16		99		24,079		9	5	5,360	4	789	3	1,350	11	2,961	16	96
10 cows and over	4	1	53	14	21,740	8,760	3	2	11,300	2	313	3	1,435	3	2,017	4	59
Horry																	
Total	2,146	1,293	2,576	1,618	1,064,886	566,938	77	46	79,659	16	1,404	45	1,824	986	59,929	2,372	3,029
None	xxx	xxx	xxx	xxx	xxx	xxx	xxx	xxx	xxx	xxx	xxx	xxx	xxx	xxx	xxx	271	285
1 cow	1,887	1,254	1,887	1,398	797,069	478,258	48	25	2,469	9	564	31	993	839	47,165	1,846	2,033
2 cows	214		428		151,682		16	11	2,825	3	210	11	531	119	10,244	211	424
3 cows	21		63		19,850		1	1	400	—	—	1	100	14	1,490	21	61
4 cows	9	35	36	140	14,270	43,480	3	3	7,800	1	350	1	175	7	630	9	40
5 to 9 cows	9		50		18,090		3	2	6,400	1	200	1	25	4	265	8	61
10 to 14 cows	3		36		22,025		3	3	18,725	2	80	—	—	2	75	3	42
15 cows and over	3	4	76	80	41,900	45,200	3	3	41,040	—	—	—	—	1	60	3	83
Jasper																	
Total	612	754	835	1,049	203,839	272,335	17	14	15,316	3	708	4	234	152	8,722	661	1,056
None	xxx	xxx	xxx	xxx	xxx	xxx	xxx	xxx	xxx	xxx	xxx	xxx	xxx	xxx	xxx	62	71
1 cow	459	672	459	811	102,336	213,611	4	4	83	—	—	—	—	98	4,561	449	540
2 cows	121		242		55,617		3	3	1,212	—	—	3	219	40	2,902	118	288
3 cows	22		66		13,596		3	2	140	1	20	1	15	7	422	22	78
4 cows	5	62	20	238	8,675	58,724	1	1	1,440	—	—	—	—	3	277	5	19
5 cows and over	5		48		23,615		4	4	12,441	2	688	—	—	4	560	5	60
Kershaw																	
Total	1,815	1,620	2,600	2,238	1,096,818	898,585	178	72	118,481	22	11,266	151	20,161	1,709	219,279	1,850	2,862
None	xxx	xxx	xxx	xxx	xxx	xxx	xxx	xxx	xxx	xxx	xxx	xxx	xxx	xxx	xxx	87	100
1 cow	1,347	1,546	1,347	1,819	561,772	740,789	86	26	1,797	5	515	78	4,337	1,262	126,967	1,299	1,424
2 cows	386		772		270,283		52	22	2,457	4	784	46	4,237	374	64,000	382	784
3 cows	42		126		52,040		18	10	3,375	5	1,032	12	2,067	38	10,200	42	136
4 cows	12	66	48	244	18,000	86,971	5	4	990	2	900	4	968	12	3,685	12	42
5 to 9 cows	20		119		45,338		9	3	4,312	3	1,600	5	1,502	17	6,382	20	142
10 to 14 cows	2	3	22	34	12,410	12,875	2	1	3,650	1	435	2	1,400	2	1,980	2	22
15 to 19 cows	—		—		—		—	—	—	—	—	—	—	—	—	—	—
20 cows and over	6	5	166	141	136,975	57,950	6	6	101,900	2	6,000	4	5,650	4	6,065	6	212
Lancaster																	
Total	2,062	1,948	3,340	3,226	1,558,357	1,235,742	376	69	95,238	26	15,591	323	44,924	1,929	322,454	2,066	3,753
None	xxx	xxx	xxx	xxx	xxx	xxx	xxx	xxx	xxx	xxx	xxx	xxx	xxx	xxx	xxx	51	62
1 cow	1,322	1,766	1,322	2,243	559,375	860,826	140	21	3,388	5	655	124	9,286	1,238	145,806	1,283	1,475
2 cows	561		1,122		426,907		136	13	1,697	8	1,996	128	14,405	528	115,092	553	1,252
3 cows	97		291		107,204		42	4	1,200	5	2,284	35	5,233	91	27,597	97	317
4 cows	38	161	152	649	55,805	225,311	21	6	2,330	3	1,141	18	5,511	37	14,645	38	160
5 to 9 cows	26		151		58,421		19	11	7,088	2	1,655	12	3,993	23	10,027	26	146
10 to 14 cows	7	14	80	169	35,500	68,055	7	7	23,415	—	—	2	900	4	2,383	7	79
15 to 19 cows	4		67		30,875		4	2	10,430	1	1,000	2	450	3	1,160	4	66
20 to 29 cows	7	6	155	133	84,470	70,550	7	5	45,690	2	6,860	2	5,146	5	5,726	7	196
30 to 49 cows	—	1	—	32	—	11,000	—	—	—	—	—	—	—	—	—	—	—
Laurens																	
Total	2,413	2,442	4,155	4,065	1,741,635	1,710,715	397	109	313,166	17	5,163	348	55,841	2,312	496,739	2,439	4,597
None	xxx	xxx	xxx	xxx	xxx	xxx	xxx	xxx	xxx	xxx	xxx	xxx	xxx	xxx	xxx	74	114
1 cow	1,590	2,210	1,590	2,781	664,050	1,145,855	137	27	3,660	4	669	125	8,399	1,522	240,175	1,554	1,762
2 cows	630		1,260		487,989		154	26	4,798	3	772	146	18,154	615	171,605	620	1,270
3 cows	108		324		116,497		52	16	3,593	2	430	46	8,053	102	38,510	107	334
4 cows	35	209	140	827	61,442	342,007	16	9	8,274	1	110	10	3,630	33	17,585	35	166
5 to 9 cows	27		158		71,952		16	11	10,476	3	1,540	11	5,687	25	14,044	27	156
10 to 14 cows	3	15	36	220	16,500	95,284	3	2	5,955	—	—	3	1,300	3	2,480	3	38
15 to 19 cows	3		49		18,500		2	1	8,400	1	600	2	2,375	3	2,965	2	35
20 to 29 cows	5	5	118	117	51,225	56,690	5	5	42,550	1	4	2	1,743	2	1,920	5	122
30 to 49 cows	9	3	306	120	169,975	70,879	9	9	157,155	1	558	2	2,500	4	3,100	9	391
50 to 74 cows	3	—	174	—	83,505	—	3	3	68,305	1	480	1	4,000	3	4,375	3	209
Lee																	
Total	1,284	980	1,678	1,261	812,707	500,327	72	11	54,453	4	745	66	10,154	1,113	129,512	1,340	1,840
None	xxx	xxx	xxx	xxx	xxx	xxx	xxx	xxx	xxx	xxx	xxx	xxx	xxx	xxx	xxx	70	74
1 cow	1,051	944	1,051	1,041	512,893	400,702	23	2	460	—	—	22	2,166	904	81,249	1,040	1,112
2 cows	183		366		165,479		30	4	530	3	95	29	2,443	164	31,692	181	363
3 cows	32		96		39,820		10	2	1,515	—	—	9	1,145	29	7,004	31	95
4 cows	6	32	24	130	8,810	54,025	1	—	—	—	—	1	150	6	2,168	6	23
5 to 9 cows	9		58		26,955		6	1	548	1	650	5	4,250	8	5,899	9	90
10 cows and over	3	4	83	90	58,750	45,600	2	2	51,400	—	—	—	—	2	1,500	3	83

TABLE 19.—COWS MILKED AND MILK PRODUCED, 1939 AND 1929; DAIRY PRODUCTS SOLD AND BUTTER CHURNED, 1939; AND COWS KEPT FOR MILK APR. 1, 1940; BY NUMBER OF COWS MILKED, BY COUNTIES—Continued

(For explanation and definitions, see text)

STATE OR COUNTY AND NUMBER OF COWS MILKED	COWS MILKED				MILK PRODUCED (GALLONS)		DAIRY PRODUCTS SOLD, 1939							BUTTER CHURNED ON FARMS, 1939		COWS KEPT MAINLY FOR MILK PRODUCTION, APR. 1, 1940	
	Farms reporting		Number					Whole milk sold		Cream sold		Butter sold					
	1939	1929	1939	1929	1939	1929	Farms reporting	Farms reporting	Gallons	Farms reporting	Pounds of butterfat	Farms reporting	Pounds	Farms reporting	Pounds	Farms reporting	Number
SOUTH CAROLINA—Continued																	
Lexington																	
Total	1,999	1,882	2,986	2,810	1,422,935	1,274,505	508	136	196,278	85	11,519	403	44,610	1,413	176,520	2,081	3,240
None	xxx	xxx	xxx	xxx	xxx	xxx	xxx	xxx	xxx	xxx	xxx	xxx	xxx	xxx	xxx	97	110
1 cow	1,473	1,784	1,473	2,095	755,245	943,926	260	59	6,985	29	2,375	218	14,647	971	95,830	1,461	1,604
2 cows	406		812		346,599		171	38	12,105	39	3,613	136	16,923	348	57,246	406	856
3 cows	69		207		80,793		38	15	6,960	8	1,338	26	4,958	59	12,645	66	197
4 cows	25	75	100	305	29,666	106,635	17	9	4,942	2	716	13	2,857	21	4,605	25	95
5 to 9 cows	16		101		47,260		12	6	10,570	5	3,013	7	3,573	10	4,350	16	98
10 to 14 cows	3		34		13,680		3	2	7,950	1	104	2	1,652	2	1,682	3	34
15 to 19 cows	———	15	———	201	———	101,019	———	———	———	———	———	———	———	———	———	———	———
20 to 29 cows	———	5	———	115	———	62,850	———	———	———	———	———	———	———	———	———	———	———
30 cows and over	7	3	259	94	149,690	60,075	7	7	146,766	1	360	1	20	2	162	7	246
McCormick																	
Total	1,008	1,038	1,610	1,706	558,274	679,537	109	32	21,724	28	9,383	71	13,653	985	147,970	1,016	1,746
None	xxx	xxx	xxx	xxx	xxx	xxx	xxx	xxx	xxx	xxx	xxx	xxx	xxx	xxx	xxx	17	25
1 cow	641	931	641	1,224	228,805	487,182	28	12	1,289	6	860	21	1,988	629	68,320	634	708
2 cows	267		534		174,743		35	6	1,270	6	1,084	25	2,113	262	44,164	266	562
3 cows	60		180		54,724		22	6	1,582	6	1,042	12	837	57	14,919	59	184
4 cows	19	99	76	381	29,942	143,594	9	4	2,600	2	360	5	1,620	17	8,100	19	80
5 to 9 cows	16		95		34,560		11	3	4,185	5	2,937	6	3,345	15	7,967	16	102
10 cows and over	5	8	84	101	35,500	48,761	4	1	10,880	3	3,150	2	3,750	5	4,500	5	85
Marion																	
Total	1,082	778	1,428	1,078	757,619	404,934	66	29	74,914	10	2,794	52	6,382	775	70,296	1,135	1,688
None	xxx	xxx	xxx	xxx	xxx	xxx	xxx	xxx	xxx	xxx	xxx	xxx	xxx	xxx	xxx	118	134
1 cow	898	736	898	831	486,393	315,774	33	12	1,466	2	60	29	2,822	616	47,360	836	952
2 cows	146		292		135,799		12	4	1,721	1	300	10	1,441	128	16,854	144	332
3 cows	23		69		30,170		8	3	735	2	678	7	942	19	3,740	22	98
4 cows	4	37	16	165	6,367	43,785	2	2	1,770	1	40	1	50	4	623	4	15
5 to 9 cows	5		30		13,710		5	2	4,905	———	———	4	1,075	5	1,433	5	32
10 to 14 cows	2		24		16,425		2	2	14,212	1	26	———	———	1	100	2	31
15 cows and over	4	5	99	82	68,755	45,375	4	4	50,105	3	1,690	1	52	2	186	4	94
Marlboro																	
Total	1,157	923	1,558	1,210	730,513	519,462	152	43	87,197	8	1,436	130	14,597	1,057	114,581	1,240	1,760
None	xxx	xxx	xxx	xxx	xxx	xxx	xxx	xxx	xxx	xxx	xxx	xxx	xxx	xxx	xxx	100	111
1 cow	975	879	975	970	443,972	402,620	84	16	1,697	2	200	74	4,222	892	78,635	959	1,029
2 cows	124		248		115,013		32	12	2,665	2	500	26	3,359	115	19,196	123	245
3 cows	26		78		35,874		16	3	865	2	106	16	3,502	25	8,325	26	70
4 cows	17	40	68	164	26,384	67,092	11	4	3,865	———	———	8	2,224	14	5,265	17	76
5 to 9 cows	7		45		13,927		1	———	———	———	———	1	15	6	1,320	7	58
10 to 14 cows	3		30		10,800		3	3	5,810	———	———	1	700	1	1,000	3	32
15 cows and over	5	4	114	76	84,543	49,750	5	5	72,295	2	630	4	575	4	840	5	139
Newberry																	
Total	2,109	1,829	3,669	3,197	1,373,264	1,355,869	454	83	228,948	249	60,782	204	40,874	1,903	231,173	2,122	4,035
None	xxx	xxx	xxx	xxx	xxx	xxx	xxx	xxx	xxx	xxx	xxx	xxx	xxx	xxx	xxx	34	58
1 cow	1,445	1,634	1,445	2,054	494,912	831,040	147	16	1,742	73	8,740	73	5,897	1,306	115,594	1,428	1,567
2 cows	458		916		326,131		185	28	5,475	101	15,558	84	9,623	417	61,768	455	953
3 cows	83		249		84,407		36	10	4,239	19	4,048	14	3,303	75	15,279	83	272
4 cows	43	177	172	734	56,293	299,468	22	3	1,208	16	6,020	6	1,183	38	8,151	42	189
5 to 9 cows	57		341		108,539		42	7	4,075	33	17,132	18	7,728	52	15,565	57	339
10 to 14 cows	10		115		54,365		9	6	22,955	4	3,112	5	5,485	9	6,536	10	139
15 to 19 cows	3	12	51	147	24,710	77,537	3	3	12,000	1	260	1	2,000	1	2,190	3	59
20 to 29 cows	1	2	22	40	10,000	28,000	1	1	10,000	———	———	———	———	———	———	1	22
30 cows and over	9	4	358	222	215,907	119,826	9	9	167,254	2	5,912	3	5,660	5	6,150	9	417
Oconee																	
Total	3,033	2,979	4,709	4,305	2,143,143	2,017,135	443	100	215,916	7	10,867	420	71,494	2,971	598,278	5,086	5,118
None	xxx	xxx	xxx	xxx	xxx	xxx	xxx	xxx	xxx	xxx	xxx	xxx	xxx	xxx	xxx	69	80
1 cow	1,981	2,810	1,981	3,550	935,793	1,682,251	153	21	1,470	———	———	150	11,522	1,935	295,203	1,969	2,259
2 cows	866		1,732		683,916		185	37	6,749	2	360	172	22,171	852	207,126	863	1,755
3 cows	124		372		144,524		63	16	7,082	3	778	58	10,989	122	44,711	123	371
4 cows	27	164	108	617	49,640	250,860	15	8	4,810	———	———	15	5,676	27	15,433	27	129
5 to 9 cows	22		143		68,165		14	5	13,674	1	1,272	13	4,574	22	13,800	22	129
10 to 14 cows	4	4	47	48	22,425	28,850	4	4	10,270	———	———	3	4,329	4	6,602	4	50
15 to 19 cows	5		82		52,800		5	5	38,070	———	———	5	5,210	5	5,980	5	86
20 cows and over	4	1	244	90	185,880	55,174	4	4	133,791	1	8,457	4	7,023	4	7,423	4	261
Orangeburg																	
Total	3,204	2,724	5,897	4,105	2,299,607	1,316,146	389	182	948,462	38	3,557	240	23,844	2,071	155,987	3,395	6,837
None	xxx	xxx	xxx	xxx	xxx	xxx	xxx	xxx	xxx	xxx	xxx	xxx	xxx	xxx	xxx	217	298
1 cow	2,390	2,560	2,390	3,011	762,622	890,773	144	46	5,673	14	379	107	6,448	1,468	83,495	2,368	2,610
2 cows	562		1,124		366,414		106	33	9,955	8	1,022	79	8,380	435	45,891	558	1,186
3 cows	99		297		99,924		33	15	11,230	8	1,064	22	2,665	76	11,876	99	311
4 cows	39	138	156	597	49,169	161,768	15	6	4,479	———	———	12	3,176	34	6,139	39	194
5 to 9 cows	48		282		89,052		26	17	30,239	4	722	17	2,860	35	6,489	48	304
10 to 14 cows	15	14	161	185	78,851	96,770	14	14	70,520	3	120	2	275	7	589	15	177
15 to 19 cows	14		228		121,465		14	14	114,875	———	———	———	———	5	447	14	253
20 to 29 cows	18	8	428	182	282,620	101,105	18	18	266,770	———	———	———	———	4	115	18	565
30 to 49 cows	15	4	566	130	344,200	65,730	15	15	330,331	1	250	———	———	6	842	15	658
50 cows and over	4	———	270	———	105,290	———	4	4	104,390	———	———	1	50	1	104	4	281

TABLE 19.—COWS MILKED AND MILK PRODUCED, 1939 AND 1929; DAIRY PRODUCTS SOLD AND BUTTER CHURNED, 1939; AND COWS KEPT FOR MILK APR. 1, 1940; BY NUMBER OF COWS MILKED, BY COUNTIES—Continued

(For explanation and definitions, see text)

STATE OR COUNTY AND NUMBER OF COWS MILKED	COWS MILKED				MILK PRODUCED (GALLONS)		DAIRY PRODUCTS SOLD, 1939							BUTTER CHURNED ON FARMS, 1939		COWS KEPT MAINLY FOR MILK PRODUCTION, APR. 1, 1940	
	Farms reporting		Number					Whole milk sold		Cream sold		Butter sold					
	1939	1929	1939	1929	1939	1929	Farms reporting	Farms reporting	Gallons	Farms reporting	Pounds of butterfat	Farms reporting	Pounds	Farms reporting	Pounds	Farms reporting	Number
SOUTH CAROLINA—Continued																	
Pickens																	
Total	2,741	2,782	4,389	4,176	2,112,943	1,888,504	758	94	173,820	11	9,585	731	134,213	2,562	605,832	2,757	4,605
None	xxx	xxx	xxx	xxx	xxx	xxx	xxx	xxx	xxx	xxx	xxx	xxx	xxx	xxx	xxx	61	79
1 cow	1,681	2,547	1,681	3,235	850,733	1,444,282	301	20	3,025	2	80	294	27,215	1,550	262,184	1,647	1,855
2 cows	859		1,718		736,426		318	26	6,884	1	400	309	44,853	819	230,515	848	1,676
3 cows	121		363		153,320		67	11	5,041	2	1,130	64	14,864	117	45,729	121	358
4 cows	33	172	132	699	61,987	304,012	30	7	7,167	—	—	29	11,915	33	20,264	33	134
5 to 9 cows	32		198		97,272		27	17	25,973	2	1,260	22	14,939	29	23,155	32	184
10 to 14 cows	4	9	48	130	32,995	80,760	4	4	14,605	2	525	4	4,439	4	5,215	4	50
15 to 19 cows	3		48		32,600		3	3	13,475	—	—	3	7,093	3	7,838	3	49
20 cows and over	8	4	201	112	147,600	59,450	8	6	97,650	2	6,200	6	8,895	7	10,932	8	220
Richland																	
Total	1,497	1,500	5,078	3,585	2,242,549	1,614,473	196	90	1,335,010	28	18,789	137	35,463	1,111	154,789	1,610	4,695
None	xxx	xxx	xxx	xxx	xxx	xxx	xxx	xxx	xxx	xxx	xxx	xxx	xxx	xxx	xxx	132	162
1 cow	1,073	1,327	1,073	1,643	425,930	602,232	40	14	643	4	378	33	2,261	762	67,333	1,056	1,228
2 cows	303		606		230,884		74	21	3,987	5	353	63	6,890	256	44,004	301	658
3 cows	39		117		45,671		12	4	890	3	228	10	1,822	34	7,753	39	121
4 cows	16	113	64	504	23,821	200,690	9	3	2,710	—	—	8	1,544	15	4,278	16	68
5 to 9 cows	17		107		35,607		12	4	8,450	1	400	9	2,490	15	5,732	17	117
10 to 14 cows	16		174		97,423		16	12	58,750	2	362	8	7,610	11	10,233	16	168
15 to 19 cows	6	34	98	468	70,870	244,737	6	6	57,775	3	647	3	2,546	4	2,784	6	125
20 to 29 cows	8	12	184	276	113,796	172,855	8	8	104,555	3	637	1	1,000	6	1,697	8	186
30 to 49 cows	12	10	438	337	276,178	202,268	12	11	224,700	4	2,974	2	9,300	6	9,975	12	460
50 to 74 cows	1	2	57	111	40,989	73,034	1	1	40,700	—	—	—	—	—	—	1	62
75 to 99 cows	3	1	260	75	254,200	54,000	3	3	229,000	1	6,000	—	—	2	1,000	3	252
100 cows and over	3	1	1,900	171	627,180	64,657	3	3	602,850	2	6,810	—	—	—	—	3	1,088
Saluda																	
Total	1,860	1,793	2,851	2,577	1,085,746	1,086,899	260	32	35,766	110	22,394	157	22,727	1,796	278,004	1,888	3,299
None	xxx	xxx	xxx	xxx	xxx	xxx	xxx	xxx	xxx	xxx	xxx	xxx	xxx	xxx	xxx	59	88
1 cow	1,183	1,664	1,183	2,081	483,585	883,765	79	9	1,138	24	2,496	53	3,356	1,136	137,221	1,162	1,352
2 cows	539		1,078		382,661		122	15	3,220	50	8,133	73	7,343	525	97,693	551	1,205
3 cows	89		267		91,165		28	2	805	18	4,187	14	995	88	20,368	87	296
4 cows	23	127	92	464	32,675	194,270	13	1	1,460	10	2,350	5	995	21	6,333	23	109
5 to 9 cows	19		107		26,760		12	1	900	6	2,590	6	2,258	19	5,573	19	108
10 cows and over	7	2	124	22	68,900	8,864	6	4	28,243	2	2,638	6	7,780	7	10,816	7	141
Spartanburg																	
Total	5,288	5,944	8,567	9,049	4,174,415	4,541,075	1,343	388	746,821	12	5,072	1,226	225,623	5,051	1,139,073	5,352	9,141
None	xxx	xxx	xxx	xxx	xxx	xxx	xxx	xxx	xxx	xxx	xxx	xxx	xxx	xxx	xxx	126	142
1 cow	3,488	5,533	3,488	6,936	1,690,170	3,401,995	499	125	18,132	2	150	461	41,742	3,346	555,658	3,439	3,730
2 cows	1,391		2,782		1,179,560		545	120	24,918	2	274	518	83,146	1,338	384,202	1,380	2,791
3 cows	253		699		309,128		144	43	18,777	3	1,505	140	38,575	227	100,637	232	703
4 cows	75	374	300	1,368	147,381	636,508	59	24	17,438	1	566	53	23,399	71	42,123	74	307
5 to 9 cows	56		330		169,903		51	33	50,484	1	300	46	31,446	51	43,870	56	353
10 to 14 cows	19	24	212	305	131,404	193,722	19	18	106,354	1	100	4	3,828	10	6,077	19	236
15 to 19 cows	12		195		113,722		12	11	91,945	1	900	4	3,487	5	5,171	12	191
20 to 29 cows	6	9	144	209	108,812	164,850	6	6	105,057	—	—	—	—	1	260	6	149
30 cows and over	8	4	417	231	324,335	144,000	8	8	313,716	1	1,277	—	—	2	1,075	8	539
Sumter																	
Total	2,144	1,699	3,201	2,521	1,136,944	859,759	158	59	151,612	9	4,771	119	20,051	1,177	113,619	2,238	3,523
None	xxx	xxx	xxx	xxx	xxx	xxx	xxx	xxx	xxx	xxx	xxx	xxx	xxx	xxx	xxx	104	124
1 cow	1,639	1,599	1,639	1,807	560,843	547,841	71	23	4,265	3	206	54	3,392	840	58,720	1,633	1,762
2 cows	389		778		272,205		43	12	1,502	1	13	37	2,829	272	29,977	388	800
3 cows	55		165		46,333		14	5	1,663	1	52	10	2,643	30	6,065	54	166
4 cows	19	77	76	315	24,632	114,977	7	4	1,510	—	—	6	715	14	3,657	19	69
5 to 9 cows	26		153		51,271		10	2	5,650	1	200	9	4,792	16	7,549	24	201
10 to 14 cows	5	14	56	176	21,460	83,916	3	3	8,460	—	—	1	400	2	526	5	52
15 to 19 cows	3		46		25,550		2	2	5,752	—	—	—	—	—	—	3	46
20 to 29 cows	4	7	91	155	45,900	78,775	4	4	40,910	1	300	—	—	1	100	4	123
30 cows and over	4	2	197	70	88,750	34,250	4	4	61,900	2	4,000	2	5,260	2	7,025	4	180
Union																	
Total	1,464	1,703	2,412	2,793	1,167,154	1,116,671	281	67	86,645	14	3,100	262	61,809	1,429	337,861	1,474	2,740
None	xxx	xxx	xxx	xxx	xxx	xxx	xxx	xxx	xxx	xxx	xxx	xxx	xxx	xxx	xxx	49	132
1 cow	906	1,523	906	1,924	450,248	737,558	85	8	1,105	3	363	80	5,647	882	155,671	875	1,006
2 cows	420		840		386,658		109	26	4,816	5	637	101	12,945	411	118,243	414	907
3 cows	85		255		116,913		45	11	4,031	1	256	43	12,045	84	37,456	84	271
4 cows	27	169	108	686	49,165	277,378	18	6	2,354	—	—	16	4,860	27	14,926	26	99
5 to 9 cows	18		102		54,500		18	9	9,139	3	1,543	16	11,642	17	14,640	18	113
10 to 14 cows	5	8	55	103	19,800	59,335	3	3	6,500	1	50	3	4,115	3	5,020	3	40
15 to 19 cows	2		36		20,950		2	1	7,500	—	—	2	5,875	2	6,175	2	37
20 cows and over	3	3	130	80	69,120	42,400	3	3	51,200	1	251	1	4,680	3	5,730	3	135
Williamsburg																	
Total	2,817	2,047	3,722	2,786	1,032,297	634,041	82	35	42,865	7	1,065	58	4,646	1,435	90,164	5,079	4,466
None	xxx	xxx	xxx	xxx	xxx	xxx	xxx	xxx	xxx	xxx	xxx	xxx	xxx	xxx	xxx	343	399
1 cow	2,206	1,940	2,206	2,346	610,594	533,356	29	8	719	2	42	23	973	1,022	49,283	2,131	2,457
2 cows	485		970		260,767		24	7	2,390	—	—	21	1,862	320	26,281	479	1,026
3 cows	63		189		54,558		10	6	4,916	1	260	7	792	47	6,511	63	193
4 cows	34	104	136	406	52,120	93,525	8	3	1,865	2	340	4	454	25	3,740	34	128
5 to 9 cows	22		137		39,513		6	6	14,015	—	—	1	150	16	3,132	22	164
10 cows and over	7	5	84	34	34,765	7,160	5	5	18,960	2	423	2	415	5	1,217	7	99

TABLE 19.—COWS MILKED AND MILK PRODUCED, 1939 AND 1929; DAIRY PRODUCTS SOLD AND BUTTER CHURNED, 1939; AND COWS KEPT FOR MILK APR. 1, 1940; BY NUMBER OF COWS MILKED, BY COUNTIES—Continued

(For explanation and definitions, see text)

STATE OR COUNTY AND NUMBER OF COWS MILKED	COWS MILKED				MILK PRODUCED (GALLONS)		DAIRY PRODUCTS SOLD, 1939							BUTTER CHURNED ON FARMS, 1939		COWS KEPT MAINLY FOR MILK PRODUCTION, APR. 1, 1940	
	Farms reporting		Number					Whole milk sold		Cream sold		Butter sold					
	1939	1929	1939	1929	1939	1929	Farms reporting	Farms reporting	Gallons	Farms reporting	Pounds of butterfat	Farms reporting	Pounds	Farms reporting	Pounds	Farms reporting	Number
SOUTH CAROLINA—Continued																	
York																	
Total	2,908	3,256	5,443	5,939	2,313,163	2,445,178	655	167	416,226	73	20,855	548	118,264	2,792	555,160	2,948	6,041
None	xxx	xxx	xxx	xxx	xxx	xxx	xxx	xxx	xxx	xxx	xxx	xxx	xxx	xxx	xxx	88	107
1 cow	1,697	2,811	1,697	3,682	706,722	1,465,519	162	37	3,978	9	875	146	12,725	1,627	212,260	1,655	1,916
2 cows	817		1,634		621,313		234	54	14,192	21	3,790	204	27,754	799	176,108	811	1,827
3 cows	219		657		261,079		113	16	5,707	17	6,048	95	19,740	211	72,575	219	726
4 cows	75	415	300	1,638	113,604	689,960	56	15	9,517	12	3,653	41	12,060	72	28,584	75	304
5 to 9 cows	72		435		183,643		64	24	25,757	10	3,354	49	33,354	65	48,304	72	452
10 to 14 cows	10	23	121	305	47,330	146,139	8	5	15,168	1	520	4	6,435	8	9,116	10	129
15 to 19 cows	8		129		62,137		8	6	49,217	1	90	4	2,996	5	4,563	8	112
20 to 29 cows	5	4	122	94	48,365	28,900	5	5	42,215	-----	-----	3	200	3	450	5	131
30 cows and over	5	3	348	220	268,970	114,660	5	5	250,475	2	2,525	2	3,000	2	3,200	5	337
SOUTH DAKOTA																	
Total	60,380	71,081	393,156	493,534	160,159,147	231,186,744	51,253	3,241	11,568,972	48,482	34,703,175	1,776	390,538	40,589	5,541,312	60,530	456,214
None	xxx	xxx	xxx	xxx	xxx	xxx	xxx	xxx	xxx	xxx	xxx	xxx	xxx	xxx	xxx	1,552	6,861
1 cow	4,803	10,860	4,803	16,930	1,927,925	7,866,924	713	127	22,632	519	52,366	93	5,825	2,397	168,119	4,311	8,289
2 cows	5,311		10,622		3,973,378		2,505	187	64,058	2,249	372,412	170	16,869	3,705	379,512	5,025	14,676
3 cows	4,581		13,743		5,287,143		3,544	170	123,869	3,347	856,559	164	18,463	3,301	396,302	4,464	18,050
4 cows	5,856	43,522	23,424	254,613	9,146,007	119,083,007	5,320	219	213,265	5,095	1,823,530	194	28,799	4,180	521,743	5,748	28,923
5 to 9 cows	28,060		188,341		75,034,268		27,437	1,269	2,499,227	26,398	17,334,711	828	170,405	19,446	2,709,314	27,743	217,781
10 to 14 cows	9,235	15,346	103,704	189,531	42,644,210	88,056,103	9,203	732	2,840,594	8,700	10,124,536	260	73,328	6,035	1,012,904	9,169	111,908
15 to 19 cows	1,797		29,150		12,546,607		1,794	273	1,750,063	1,607	2,773,894	48	26,663	1,145	232,357	1,788	30,836
20 to 29 cows	617	1,172	13,765	25,933	6,590,583	12,337,589	617	185	2,028,348	502	1,176,639	9	5,942	330	67,971	612	14,174
30 to 49 cows	103	165	3,505	5,532	2,064,393	3,085,922	103	63	1,251,926	59	169,877	6	11,956	44	20,402	101	3,628
50 cows and over	17	16	1,099	995	944,633	757,199	17	16	774,990	6	18,651	4	32,288	6	32,688	17	1,288
Armstrong																	
Total	3	3	12	7	4,700	1,500	1	-----	-----	1	600	-----	-----	1	50	3	12
None	xxx	xxx	xxx	xxx	xxx	xxx	xxx	xxx	xxx	xxx	xxx	xxx	xxx	xxx	xxx	-----	-----
1 cow	-----	3	-----	7	-----	1,500	-----	-----	-----	-----	-----	-----	-----	-----	-----	-----	-----
2 cows and over	3		12		4,700		1	-----	-----	1	600	-----	-----	1	50	3	12
Aurora																	
Total	747	1,051	4,823	8,625	1,622,901	3,652,504	661	38	88,941	628	354,974	29	10,043	450	62,140	733	5,941
None	xxx	xxx	xxx	xxx	xxx	xxx	xxx	xxx	xxx	xxx	xxx	xxx	xxx	xxx	xxx	15	59
1 cow	48	127	48	183	18,000	83,290	11	2	180	10	1,222	1	80	21	1,304	40	92
2 cows	63		126		42,545		39	-----	-----	37	6,263	2	360	31	2,692	59	188
3 cows	57		171		58,665		53	4	1,222	49	12,245	2	460	30	4,220	55	212
4 cows	65	573	260	3,519	89,140	1,567,406	54	2	490	54	18,288	-----	-----	32	3,775	62	336
5 to 9 cows	385		2,597		856,839		375	15	15,527	358	198,283	18	4,007	244	32,008	374	3,187
10 to 14 cows	105	310	1,147	3,906	367,134	1,594,573	105	8	14,395	99	89,025	3	272	73	11,022	105	1,385
15 to 19 cows	15		242		77,422		15	3	8,632	13	15,920	2	600	12	1,992	15	292
20 cows and over	9	41	232	1,017	113,156	407,235	9	4	48,495	8	13,728	1	4,264	7	5,127	8	190
Beadle																	
Total	1,346	1,863	8,287	12,925	2,958,159	5,667,335	1,144	85	392,867	1,061	555,865	46	9,777	968	130,829	1,354	10,570
None	xxx	xxx	xxx	xxx	xxx	xxx	xxx	xxx	xxx	xxx	xxx	xxx	xxx	xxx	xxx	48	287
1 cow	108	290	108	437	38,301	185,559	18	-----	-----	14	1,004	4	253	51	3,609	99	314
2 cows	131		262		91,386		73	3	1,085	66	10,015	5	628	80	8,187	127	423
3 cows	102		306		98,560		79	3	3,858	76	16,917	6	194	73	7,767	96	481
4 cows	165	1,131	660	6,714	224,553	2,869,221	150	5	7,979	146	46,196	1	90	151	15,419	161	916
5 to 9 cows	631		4,176		1,392,032		615	32	63,613	587	311,733	19	3,663	486	67,044	618	5,225
10 to 14 cows	165	406	1,867	4,952	707,602	2,185,572	165	24	129,372	141	130,055	11	4,949	120	23,841	163	2,078
15 to 19 cows	33		549		219,882		33	11	91,810	23	28,775	-----	-----	22	4,031	32	576
20 to 29 cows	3	33	73	724	32,075	383,783	3	1	3,650	3	3,856	-----	-----	2	206	3	62
30 to 49 cows	8	3	286	98	153,768	43,200	8	6	91,550	5	7,314	-----	-----	3	725	7	208
Bennett																	
Total	411	452	2,109	2,371	700,964	1,013,670	286	19	23,117	254	111,680	46	8,299	357	46,754	402	2,329
None	xxx	xxx	xxx	xxx	xxx	xxx	xxx	xxx	xxx	xxx	xxx	xxx	xxx	xxx	xxx	16	53
1 cow	67	140	67	214	25,063	88,448	7	-----	-----	5	285	2	97	43	2,392	60	128
2 cows	54		108		38,995		23	3	390	16	1,803	5	578	49	4,636	50	135
3 cows	36		108		38,442		20	1	900	16	2,352	6	996	31	3,906	35	122
4 cows	46	237	184	1,239	60,507	542,002	36	3	702	32	6,237	4	558	40	4,721	44	215
5 to 9 cows	164		1,105		347,552		157	7	4,250	145	65,648	20	3,925	153	23,306	155	1,140
10 to 14 cows	36	75	388	918	138,475	383,220	36	2	2,150	34	28,695	8	1,145	35	5,955	34	383
15 cows and over	8		149		51,930		7	3	14,725	6	6,660	1	1,000	6	1,838	8	153
Bon Homme																	
Total	1,253	1,397	8,352	8,612	3,146,752	3,677,765	1,149	34	72,434	1,127	760,051	29	8,803	823	89,765	1,259	9,813
None	xxx	xxx	xxx	xxx	xxx	xxx	xxx	xxx	xxx	xxx	xxx	xxx	xxx	xxx	xxx	34	147
1 cow	71	204	71	315	25,035	131,439	20	3	390	15	1,198	3	210	37	2,500	60	127
2 cows	66		132		47,669		41	1	300	40	5,433	-----	-----	52	4,349	59	158
3 cows	87		261		100,027		75	3	1,846	74	22,871	2	152	56	5,268	85	321
4 cows	130	992	520	5,693	209,649	2,441,186	123	4	2,615	119	46,745	2	1,300	87	8,868	129	644
5 to 9 cows	683		4,657		1,719,050		674	12	14,622	671	423,243	13	4,082	452	49,371	676	5,408
10 to 14 cows	173	187	1,927	2,291	722,446	939,490	173	6	14,705	168	181,741	7	1,593	112	13,632	173	2,124
15 to 19 cows	33		555		219,551		33	3	20,600	31	56,277	1	878	20	4,144	33	642
20 cows and over	10	14	229	313	103,325	165,650	10	2	17,356	9	22,543	1	588	7	1,633	10	242

TABLE 19.—COWS MILKED AND MILK PRODUCED, 1939 AND 1929; DAIRY PRODUCTS SOLD AND BUTTER CHURNED, 1939; AND COWS KEPT FOR MILK APR. 1, 1940; BY NUMBER OF COWS MILKED, BY COUNTIES—Continued

(For explanation and definitions, see text)

STATE OR COUNTY AND NUMBER OF COWS MILKED	COWS MILKED				MILK PRODUCED (GALLONS)		DAIRY PRODUCTS SOLD, 1939							BUTTER CHURNED ON FARMS, 1939		COWS KEPT MAINLY FOR MILK PRODUCTION, APR. 1, 1940	
	Farms reporting		Number					Whole milk sold		Cream sold		Butter sold					
	1939	1929	1939	1929	1939	1929	Farms reporting	Farms reporting	Gallons	Farms reporting	Pounds of butterfat	Farms reporting	Pounds	Farms reporting	Pounds	Farms reporting	Number
SOUTH DAKOTA—Con.																	
Brookings																	
Total	1,749	1,888	13,660	14,737	7,218,761	7,482,116	1,666	41	205,612	1,636	1,728,494	21	6,490	542	80,354	1,767	15,618
None	xxx	xxx	xxx	xxx	xxx	xxx	xxx	xxx	xxx	xxx	xxx	xxx	xxx	xxx	xxx	35	135
1 cow	54	185	54	289	27,482	158,357	20	1	130	18	1,906	2	100	15	1,061	50	113
2 cows	77		154		80,458		51	5	1,800	48	11,270	1	50	34	4,552	74	246
3 cows	90		270		151,201		81	4	3,556	77	28,308	1	20	27	3,105	89	364
4 cows	109	1,145	436	7,145	225,056	3,620,305	106	1	250	106	55,936	—	—	36	4,395	109	560
5 to 9 cows	924		6,430		3,374,852		917	15	46,498	906	822,073	9	2,454	290	39,588	918	7,497
10 to 14 cows	399	510	4,498	6,163	2,445,987	5,091,009	395	5	22,970	392	595,518	5	2,136	112	21,226	397	4,846
15 to 19 cows	64		1,043		524,904		64	6	45,513	60	131,404	2	1,500	25	6,218	63	1,064
20 to 29 cows	29	44	664	961	358,861	508,040	29	6	85,095	28	68,562	1	230	2	301	29	710
30 to 49 cows	5	6	111	181	52,002	103,405	5	—	—	5	13,717	—	—	1	112	5	85
Brown																	
Total	1,785	2,086	10,964	12,868	4,887,325	6,523,591	1,521	135	705,470	1,359	915,117	147	35,070	1,435	285,332	1,789	12,712
None	xxx	xxx	xxx	xxx	xxx	xxx	xxx	xxx	xxx	xxx	xxx	xxx	xxx	xxx	xxx	39	141
1 cow	155	387	155	601	63,358	305,361	50	5	1,642	15	1,091	14	926	82	8,527	141	267
2 cows	154		308		124,999		80	5	1,641	65	10,684	17	2,889	121	17,888	148	458
3 cows	172		516		223,313		142	3	4,180	133	40,365	16	1,669	144	21,521	170	643
4 cows	197	1,326	788	7,400	337,593	3,694,664	178	8	6,437	166	63,582	15	3,070	167	29,166	193	992
5 to 9 cows	817		5,448		2,301,314		801	39	130,441	751	501,225	65	18,751	708	135,740	809	6,228
10 to 14 cows	225	341	2,538	4,173	1,196,409	2,156,476	225	42	269,982	189	223,822	16	6,190	172	41,443	224	2,125
15 to 19 cows	47		763		358,165		47	21	168,545	30	40,367	4	1,575	31	8,456	47	792
20 cows and over	18	32	448	694	284,174	367,090	18	10	122,602	10	31,983	—	—	10	2,491	18	468
Brule																	
Total	725	907	3,929	5,396	1,406,526	1,927,455	517	14	81,284	502	259,439	33	6,519	601	74,368	692	4,498
None	xxx	xxx	xxx	xxx	xxx	xxx	xxx	xxx	xxx	xxx	xxx	xxx	xxx	xxx	xxx	23	120
1 cow	121	217	121	334	39,705	129,822	4	—	—	4	177	—	—	65	4,236	99	227
2 cows	91		182		64,145		33	—	—	33	4,577	3	275	73	7,220	80	198
3 cows	58		174		65,505		41	—	—	41	7,440	1	260	51	6,086	55	213
4 cows	62	526	248	2,961	80,069	1,070,811	55	—	—	53	15,921	3	290	55	6,300	55	273
5 to 9 cows	296		1,948		667,999		287	5	4,824	280	133,822	18	3,165	273	35,644	284	2,140
10 to 14 cows	83	157	915	1,930	321,836	656,922	83	6	16,100	79	67,712	7	2,217	72	11,715	82	955
15 to 19 cows	6		96		38,750		6	—	—	6	9,249	1	512	6	1,072	6	85
20 to 29 cows	5	5	110	100	57,237	35,300	5	1	360	5	16,941	—	—	4	945	5	147
30 cows and over	3	2	155	71	71,300	34,600	3	2	60,000	1	3,600	—	—	2	150	3	140
Buffalo																	
Total	142	184	767	1,129	304,384	405,945	100	6	1,720	97	47,992	2	91	114	17,467	154	965
None	xxx	xxx	xxx	xxx	xxx	xxx	xxx	xxx	xxx	xxx	xxx	xxx	xxx	xxx	xxx	15	72
1 cow	18	43	18	69	6,007	20,745	—	—	—	—	—	—	—	4	179	16	27
2 cows	19		38		14,042		5	—	—	5	684	1	90	13	1,098	19	59
3 cows	16		48		15,775		8	1	20	8	1,152	—	—	12	1,252	15	51
4 cows	15	109	60	603	24,335	215,210	15	2	710	13	2,391	—	—	14	2,094	15	72
5 to 9 cows	58		381		151,960		56	2	490	55	24,561	—	—	56	9,392	58	450
10 to 14 cows	13	32	149	457	48,365	169,990	13	—	—	13	10,604	1	1	12	3,014	13	165
15 cows and over	3		73		43,900		3	1	500	3	8,600	—	—	3	458	3	69
Butte																	
Total	632	768	2,603	4,373	1,291,358	2,200,478	352	44	176,643	315	177,859	8	830	315	65,634	615	2,879
None	xxx	xxx	xxx	xxx	xxx	xxx	xxx	xxx	xxx	xxx	xxx	xxx	xxx	xxx	xxx	12	19
1 cow	126	220	126	331	67,337	167,551	19	4	1,245	15	1,673	—	—	86	6,480	114	167
2 cows	145		290		141,467		41	2	1,220	37	6,155	2	235	117	12,208	136	350
3 cows	81		243		125,175		48	5	7,825	42	12,331	2	248	75	9,624	79	300
4 cows	78	414	312	2,221	152,607	1,038,088	59	5	4,181	55	19,824	1	12	67	8,449	76	417
5 to 9 cows	157		1,011		458,159		140	14	15,072	131	84,357	3	335	138	21,855	154	1,004
10 to 14 cows	52	121	354	1,492	173,510	780,195	32	5	26,400	29	39,393	—	—	25	3,767	32	363
15 to 19 cows	9		144		77,040		9	5	29,500	6	14,126	—	—	5	1,251	8	127
20 cows and over	4	13	123	329	96,085	214,644	4	4	91,200	—	—	—	—	—	—	4	132
Campbell																	
Total	655	743	4,363	6,548	1,691,359	2,921,887	599	13	8,495	585	366,080	27	4,009	606	59,290	662	5,097
None	xxx	xxx	xxx	xxx	xxx	xxx	xxx	xxx	xxx	xxx	xxx	xxx	xxx	xxx	xxx	13	68
1 cow	35	63	35	98	15,630	43,126	7	—	—	5	255	2	58	27	1,718	35	83
2 cows	42		84		51,961		24	2	1,050	22	2,362	1	25	36	2,786	41	151
3 cows	48		144		55,730		44	2	800	43	9,749	1	100	46	5,903	46	194
4 cows	63	387	252	2,376	93,758	1,089,575	61	1	280	59	16,972	3	314	57	4,898	63	358
5 to 9 cows	332		2,213		822,215		329	4	1,625	325	175,600	13	1,720	318	31,493	331	2,565
10 to 14 cows	114	258	1,263	3,244	512,180	1,429,471	113	3	4,650	110	117,857	6	1,677	104	12,282	112	1,330
15 to 19 cows	16		263		115,765		16	1	90	16	30,190	1	115	14	1,809	16	269
20 to 29 cows	5	32	109	724	46,120	305,315	5	—	—	5	13,095	—	—	4	401	5	119
30 to 49 cows	—	3	—	106	—	56,400	—	—	—	—	—	—	—	—	—	—	—
Charles Mix																	
Total	1,588	1,912	9,485	11,221	3,105,342	5,040,831	1,337	57	128,178	1,276	627,805	80	19,909	1,278	161,128	1,607	11,095
None	xxx	xxx	xxx	xxx	xxx	xxx	xxx	xxx	xxx	xxx	xxx	xxx	xxx	xxx	xxx	50	144
1 cow	138	386	138	614	45,104	274,942	13	1	258	8	325	5	306	67	5,085	124	204
2 cows	152		304		96,129		77	4	2,388	71	8,821	7	720	109	9,186	147	447
3 cows	148		444		147,075		121	3	3,680	117	23,921	7	380	116	11,251	146	585
4 cows	162	1,240	648	6,834	212,383	3,076,741	149	6	2,160	140	39,465	9	679	134	14,840	162	779
5 to 9 cows	736		4,854		1,560,537		725	23	31,770	700	338,091	38	10,277	643	85,743	728	5,562
10 to 14 cows	209	265	2,326	3,254	759,549	1,387,429	209	13	25,095	199	162,980	11	3,947	176	27,662	207	2,477
15 to 19 cows	33		525		180,517		33	5	18,930	31	57,344	3	5,600	26	8,418	33	579
20 cows and over	10	21	266	519	124,048	301,719	10	2	45,895	10	16,858	—	—	7	1,163	10	318

TABLE 19.—COWS MILKED AND MILK PRODUCED, 1939 AND 1929; DAIRY PRODUCTS SOLD AND BUTTER CHURNED, 1939; AND COWS KEPT FOR MILK APR. 1, 1940; BY NUMBER OF COWS MILKED, BY COUNTIES—Continued

(For explanation and definitions, see text)

STATE OR COUNTY AND NUMBER OF COWS MILKED	COWS MILKED				MILK PRODUCED (GALLONS)		DAIRY PRODUCTS SOLD, 1939						BUTTER CHURNED ON FARMS, 1939		COWS KEPT MAINLY FOR MILK PRODUCTION, APR. 1, 1940	
	Farms reporting		Number					Whole milk sold		Cream sold		Butter sold				
	1939	1929	1939	1929	1939	1929	Farms reporting	Farms reporting	Gallons	Farms reporting	Pounds of butterfat	Farms reporting	Pounds	Farms reporting	Pounds	Farms reporting	Number
SOUTH DAKOTA—Con.																	
Clark																	
Total	1,253	1,551	7,959	10,590	3,426,865	4,987,936	1,147	32	82,086	1,119	804,854	27	4,148	957	134,182	1,279	9,654
None	xxx	xxx	xxx	xxx	xxx	xxx	xxx	xxx	xxx	xxx	xxx	xxx	xxx	xxx	xxx	35	149
1 cow	81	207	81	334	37,690	165,520	28	2	196	24	2,553	2	120	45	4,418	78	218
2 cows	86		172		73,471		62	5	2,692	56	9,939	4	441	61	6,159	83	309
3 cows	113	1,018	339	6,086	139,368	2,856,044	100	1	750	98	25,852	3	500	90	10,962	113	494
4 cows	134		536		220,879		129	2	480	127	47,054	6	778	105	13,208	133	669
5 to 9 cows	640		4,304		1,791,126		629	11	13,790	620	435,174	11	2,009	501	73,159	638	5,079
10 to 14 cows	163	305	1,841	3,705	840,441	1,761,910	163	7	27,618	161	202,021	1	300	130	21,041	163	2,016
15 to 19 cows	22		359		164,460		22	1	7,500	21	42,760	-----	-------	15	3,022	22	387
20 cows and over	14	21	327	465	159,430	204,462	14	3	29,060	12	39,521	-----	-------	10	2,213	14	333
Clay																	
Total	1,095	1,175	5,922	5,661	2,750,536	2,769,289	942	135	475,768	815	474,173	29	7,404	688	105,548	1,090	6,733
None	xxx	xxx	xxx	xxx	xxx	xxx	xxx	xxx	xxx	xxx	xxx	xxx	xxx	xxx	xxx	14	47
1 cow	81	273	81	430	37,851	207,227	14	1	180	13	1,378	-----	-------	31	2,866	78	155
2 cows	120		240		112,447		69	8	2,555	62	12,909	2	178	67	7,596	116	300
3 cows	155		405		187,072		124	8	5,982	113	33,024	8	1,180	84	10,801	131	492
4 cows	154	821	616	4,127	276,510	2,007,803	139	10	18,145	129	50,785	2	121	110	15,169	150	716
5 to 9 cows	512		3,305		1,460,030		504	72	180,424	435	287,107	16	4,801	348	57,886	508	3,605
10 to 14 cows	67	74	730	898	331,641	436,879	67	21	92,480	49	56,422	1	1,124	33	7,504	67	808
15 to 19 cows	16		261		133,050		15	8	36,102	10	17,416	-----	-------	11	3,000	16	264
20 to 29 cows	5	3	109	66	60,000	25,980	5	3	19,000	2	7,100	-----	-------	2	396	5	121
30 to 49 cows	5	3	175	90	151,935	66,400	5	4	120,900	2	8,032	-----	-------	2	330	5	225
50 to 74 cows	-------	1	------	50	----------	25,000	------	-----	----------	-----	----------	-----	-------	------	----------	------	-------
Codington																	
Total	1,007	1,151	7,779	9,451	3,631,545	5,143,430	935	52	353,079	899	859,283	23	11,327	517	94,829	1,017	9,247
None	xxx	xxx	xxx	xxx	xxx	xxx	xxx	xxx	xxx	xxx	xxx	xxx	xxx	xxx	xxx	27	136
1 cow	44	137	44	213	19,901	110,761	5	1	25	4	588	-----	-------	19	1,565	42	105
2 cows	45		90		42,927		28	1	91	26	5,772	4	418	32	5,181	42	145
3 cows	54		162		69,488		45	2	965	42	14,662	1	400	30	4,745	51	226
4 cows	89	637	356	3,969	157,708	2,074,017	87	1	480	86	38,684	1	156	48	6,159	89	468
5 to 9 cows	492		3,382		1,523,135		487	8	13,822	483	399,368	9	4,443	252	45,300	487	4,015
10 to 14 cows	217	334	2,425	4,220	1,103,163	2,281,841	217	15	73,379	208	281,798	6	2,550	110	21,908	213	2,722
15 to 19 cows	35		564		317,621		35	9	65,100	30	68,094	2	3,360	17	7,219	35	601
20 to 29 cows	28	36	652	780	333,682	482,068	28	13	159,517	18	44,267	-----	-------	9	2,752	28	721
30 to 49 cows	3	6	104	201	63,920	138,263	3	2	39,700	2	6,050	-----	-------	------	----------	3	108
50 to 74 cows	-------	1	------	68	----------	56,480	------	-----	----------	-----	----------	-----	-------	------	----------	------	-------
Corson																	
Total	529	962	2,751	6,815	1,045,216	2,722,215	365	29	27,528	342	184,303	36	7,064	426	53,941	528	3,406
None	xxx	xxx	xxx	xxx	xxx	xxx	xxx	xxx	xxx	xxx	xxx	xxx	xxx	xxx	xxx	26	77
1 cow	85	165	85	244	31,014	88,544	5	1	200	3	192	2	225	40	2,374	76	145
2 cows	70		140		44,279		25	7	1,777	19	1,726	1	25	58	4,538	64	188
3 cows	47		141		45,496		29	1	200	27	4,123	4	372	39	5,574	45	178
4 cows	55	539	220	3,213	82,106	1,273,965	46	1	1,480	46	14,211	3	455	48	5,370	48	263
5 to 9 cows	207		1,356		513,967		195	11	11,185	186	101,785	20	2,877	180	23,110	205	1,671
10 to 14 cows	53	258	605	3,358	225,209	1,359,706	53	4	4,004	51	49,797	4	2,900	50	11,076	52	675
15 cows and over	12		204		103,145		12	4	8,702	10	12,469	2	210	11	1,899	12	209
Custer																	
Total	399	524	1,584	3,193	636,779	1,343,205	203	32	140,378	159	74,599	35	9,204	295	38,963	370	1,729
None	xxx	xxx	xxx	xxx	xxx	xxx	xxx	xxx	xxx	xxx	xxx	xxx	xxx	xxx	xxx	16	76
1 cow	97	154	97	228	40,563	89,641	6	-----	----------	1	80	5	440	57	4,455	77	108
2 cows	89		178		69,113		24	3	695	16	4,592	7	544	67	7,524	74	182
3 cows	45		135		52,138		29	1	1,200	27	6,734	3	266	41	4,290	42	148
4 cows	47	258	188	1,396	71,032	567,931	32	3	2,250	26	10,153	7	2,044	39	6,605	44	187
5 to 9 cows	93		580		204,636		84	12	22,249	70	34,332	12	4,556	78	12,925	90	570
10 to 14 cows	20	97	230	1,201	92,055	506,333	20	7	31,185	17	15,408	-----	-------	11	1,625	19	232
15 to 19 cows	4		64		37,413		4	2	19,200	1	1,200	1	1,354	2	1,539	4	95
20 cows and over	4	15	112	368	69,829	179,300	4	4	63,599	1	2,100	-----	-------	------	----------	4	131
Davison																	
Total	783	936	5,204	6,248	1,985,642	2,820,578	684	131	503,769	565	335,479	21	4,058	496	69,309	790	5,949
None	xxx	xxx	xxx	xxx	xxx	xxx	xxx	xxx	xxx	xxx	xxx	xxx	xxx	xxx	xxx	17	69
1 cow	53	167	53	259	19,717	123,708	3	1	180	1	80	1	150	18	1,462	52	88
2 cows	66		132		43,625		29	4	1,410	25	3,198	2	100	44	3,564	64	161
3 cows	54		162		55,601		50	6	6,251	44	9,474	1	208	40	4,237	54	196
4 cows	80	580	320	3,403	119,851	1,428,986	75	4	4,435	71	24,264	4	258	57	7,793	79	408
5 to 9 cows	370		2,478		872,366		367	59	100,132	311	180,084	10	2,875	252	37,088	366	2,819
10 to 14 cows	124	165	1,367	2,001	500,957	884,726	124	37	143,480	93	86,777	2	311	68	11,918	123	1,435
15 to 19 cows	23		377		148,005		23	9	61,756	15	28,092	1	156	12	2,576	22	425
20 to 29 cows	10	20	225	447	144,325	261,417	10	8	112,800	5	5,510	-----	-------	4	646	10	245
30 to 49 cows	3	4	90	138	81,195	121,741	3	3	73,345	------	----------	-----	-------	1	25	3	103
Day																	
Total	1,635	1,822	12,895	14,221	5,833,807	7,103,802	1,541	38	124,188	1,512	1,470,768	35	8,714	995	161,649	1,640	14,854
None	xxx	xxx	xxx	xxx	xxx	xxx	xxx	xxx	xxx	xxx	xxx	xxx	xxx	xxx	xxx	29	104
1 cow	59	171	59	263	24,370	129,777	11	2	650	8	750	2	105	28	1,971	51	88
2 cows	83		166		69,220		53	5	796	48	8,125	3	410	44	5,218	78	232
3 cows	68		204		98,845		62	2	391	61	18,417	1	187	36	5,001	66	290
4 cows	106	1,141	424	7,173	195,029	3,489,422	104	-----	----------	102	44,159	3	874	68	8,631	108	553
5 to 9 cows	832		5,845		2,653,465		825	9	12,705	816	660,727	20	5,816	517	80,803	825	6,905
10 to 14 cows	380	472	4,281	5,852	1,874,283	3,003,881	379	10	42,071	372	494,716	6	1,322	240	44,557	379	4,705
15 to 19 cows	87		1,439		670,248		87	6	35,040	86	181,867	-----	-------	51	12,208	87	1,506
20 to 29 cows	17	30	385	667	202,142	354,562	17	3	29,190	16	50,331	-----	-------	10	2,880	16	371
30 to 49 cows	3	8	92	266	46,205	126,160	3	1	3,345	3	11,676	-----	-------	1	400	3	100

TABLE 19.—COWS MILKED AND MILK PRODUCED, 1939 AND 1929; DAIRY PRODUCTS SOLD AND BUTTER CHURNED, 1939; AND COWS KEPT FOR MILK APR. 1, 1940; BY NUMBER OF COWS MILKED, BY COUNTIES—Continued

(For explanation and definitions, see text)

STATE OR COUNTY AND NUMBER OF COWS MILKED	COWS MILKED				MILK PRODUCED (GALLONS)		DAIRY PRODUCTS SOLD, 1939							BUTTER CHURNED ON FARMS, 1939		COWS KEPT MAINLY FOR MILK PRODUCTION, APR. 1, 1940	
	Farms reporting		Number					Whole milk sold		Cream sold		Butter sold					
	1939	1929	1939	1929	1939	1929	Farms reporting	Farms reporting	Gallons	Farms reporting	Pounds of butterfat	Farms reporting	Pounds	Farms reporting	Pounds	Farms reporting	Number
SOUTH DAKOTA—Con.																	
Deuel																	
Total	1,160	1,216	9,760	10,230	4,255,086	4,937,214	1,111	21	38,892	1,094	1,138,827	58	6,760	681	110,373	1,173	10,895
None	xxx	xxx	xxx	xxx	xxx	xxx	xxx	xxx	xxx	xxx	xxx	xxx	xxx	xxx	xxx	27	110
1 cow	30	103	30	159	12,445	80,306	8	———	———	7	1,084	1	12	14	1,361	26	62
2 cows	43		86		39,405		29	1	800	27	6,571	2	350	24	2,462	41	120
3 cows	39		117		53,078		36	2	650	35	12,851	1	104	27	4,195	38	174
4 cows	73	676	292	4,327	122,808	2,105,998	71	———	———	67	28,002	6	1,897	43	7,008	73	371
5 to 9 cows	565		4,010		1,760,451		558	12	25,613	552	482,862	14	1,671	332	51,820	560	4,515
10 to 14 cows	322	412	3,656	5,166	1,585,211	2,451,810	321	5	7,329	318	445,116	13	2,518	189	34,234	320	3,910
15 to 19 cows	64		1,029		432,808		64	1	4,500	64	118,157	1	208	35	6,410	64	1,093
20 cows and over	24	25	540	578	228,880	299,100	24	———	———	24	64,184	———	———	17	2,883	24	540
Dewey																	
Total	386	563	1,934	3,497	638,506	1,518,095	228	18	35,620	216	105,958	16	2,478	307	36,313	379	2,365
None	xxx	xxx	xxx	xxx	xxx	xxx	xxx	xxx	xxx	xxx	xxx	xxx	xxx	xxx	xxx	12	39
1 cow	69	158	69	220	23,470	85,203	3	1	365	1	30	1	4	32	1,790	62	135
2 cows	57		114		30,780		9	2	528	6	814	1	71	41	4,059	53	162
3 cows	48		144		42,558		21	2	340	18	2,795	4	237	40	4,242	46	179
4 cows	29	269	116	1,493	34,755	642,977	23	2	962	22	5,123	———	———	25	2,289	27	121
5 to 9 cows	139		909		278,908		128	6	2,730	125	51,628	7	1,191	128	17,008	135	1,046
10 to 14 cows	32	124	353	1,525	120,344	684,170	32	3	5,042	32	25,252	3	975	31	4,826	32	421
15 to 19 cows	7		113		43,646		7	———	———	7	10,928	———	———	6	1,341	7	126
20 to 29 cows	5	12	116	259	64,045	105,745	5	2	25,653	5	9,588	———	———	4	758	5	136
Douglas																	
Total	908	978	6,968	7,117	2,629,665	3,328,866	859	17	25,504	849	736,326	12	1,686	755	101,968	906	8,303
None	xxx	xxx	xxx	xxx	xxx	xxx	xxx	xxx	xxx	xxx	xxx	xxx	xxx	xxx	xxx	15	64
1 cow	32	96	32	154	12,955	74,046	11	1	120	10	1,118	———	———	16	1,383	26	48
2 cows	55		110		41,480		35	2	375	32	7,028	1	104	41	4,097	50	166
3 cows	40		120		48,495		39	1	285	39	12,725	———	———	32	2,965	40	167
4 cows	74	644	296	3,814	104,193	1,824,149	70	1	500	69	27,034	———	———	59	7,134	73	402
5 to 9 cows	465		3,174		1,195,680		462	5	3,294	459	337,069	6	926	399	51,381	461	3,870
10 to 14 cows	174	225	1,994	2,823	753,015	1,252,655	174	5	7,630	174	213,607	4	456	149	22,870	173	2,250
15 to 19 cows	47		767		276,317		47	1	2,300	46	79,708	1	200	41	8,092	47	851
20 to 29 cows	21	12	475	296	197,550	168,016	21	1	11,000	20	58,037	———	———	18	4,046	21	505
30 to 49 cows	———	1	———	30	———	10,000	———	———	———	———	———	———	———	———	———	———	———
Edmunds																	
Total	939	1,033	7,173	8,915	2,778,814	3,481,376	872	26	43,795	855	623,504	31	6,441	802	92,562	937	8,155
None	xxx	xxx	xxx	xxx	xxx	xxx	xxx	xxx	xxx	xxx	xxx	xxx	xxx	xxx	xxx	15	59
1 cow	41	67	41	106	15,706	40,300	10	1	300	9	701	———	———	20	825	39	78
2 cows	55		110		38,998		33	2	364	31	5,054	———	———	38	2,701	53	173
3 cows	49		147		49,818		43	1	150	43	9,694	1	52	32	2,618	47	186
4 cows	75	579	300	3,669	116,521	1,389,929	74	1	912	73	27,720	1	20	58	5,421	73	399
5 to 9 cows	454		3,220		1,293,946		448	12	18,300	440	281,980	18	3,942	409	48,914	446	3,772
10 to 14 cows	204	359	2,291	4,521	856,799	1,783,887	203	8	15,557	199	202,151	9	1,927	188	23,018	204	2,492
15 to 19 cows	48		775		297,183		48	1	8,212	47	67,196	2	500	44	7,068	47	733
20 to 29 cows	13	28	291	620	109,843	267,260	13	———	———	13	29,008	———	———	13	1,997	13	263
Fall River																	
Total	457	599	2,365	4,244	926,876	2,185,096	265	40	148,151	252	134,958	14	5,191	252	31,677	434	2,474
None	xxx	xxx	xxx	xxx	xxx	xxx	xxx	xxx	xxx	xxx	xxx	xxx	xxx	xxx	xxx	9	102
1 cow	92	138	92	209	37,958	103,985	6	6	1,160	1	72	———	———	21	1,345	76	103
2 cows	73		146		56,064		21	3	1,017	15	3,004	4	213	44	3,678	66	188
3 cows	43		129		50,162		17	———	———	17	8,758	———	———	34	3,642	38	140
4 cows	50	292	200	1,643	66,299	881,024	35	1	800	34	9,837	2	88	29	3,197	50	205
5 to 9 cows	139		935		321,991		126	14	35,361	113	55,177	5	1,054	91	11,300	135	899
10 to 14 cows	45	151	512	1,927	205,747	959,105	45	10	36,852	37	34,750	3	3,858	27	7,047	45	486
15 to 19 cows	8		127		52,040		8	2	11,350	8	8,614	———	———	4	518	8	109
20 cows and over	7	18	224	465	136,615	240,982	7	4	61,591	7	14,746	———	———	2	950	7	242
Faulk																	
Total	672	831	4,159	6,268	1,516,994	2,741,946	559	51	50,367	519	312,909	42	3,721	598	85,002	669	5,171
None	xxx	xxx	xxx	xxx	xxx	xxx	xxx	xxx	xxx	xxx	xxx	xxx	xxx	xxx	xxx	8	47
1 cow	50	85	50	135	19,687	52,242	4	2	125	2	175	———	———	28	1,955	47	89
2 cows	53		106		34,389		18	1	162	15	1,699	4	335	45	4,791	52	210
3 cows	73		219		74,501		57	4	1,168	53	11,650	9	405	67	7,634	71	317
4 cows	73	526	292	3,153	102,654	1,445,322	66	7	5,299	59	19,246	8	660	66	9,073	71	380
5 to 9 cows	312		2,064		735,203		303	27	25,384	285	150,676	19	2,167	284	42,677	310	2,575
10 to 14 cows	86	200	954	2,462	371,215	1,057,255	86	8	14,177	81	86,470	1	50	84	13,986	85	1,053
15 to 19 cows	18		291		115,745		18	1	52	18	28,713	1	104	17	3,454	18	310
20 cows and over	7	20	183	518	63,620	187,127	7	1	6,000	6	14,280	———	———	7	1,432	7	190
Grant																	
Total	1,271	1,301	9,869	10,408	4,909,728	5,391,507	1,225	155	568,701	1,087	1,159,160	13	4,856	434	70,718	1,269	11,156
None	xxx	xxx	xxx	xxx	xxx	xxx	xxx	xxx	xxx	xxx	xxx	xxx	xxx	xxx	xxx	18	100
1 cow	34	93	34	155	15,720	70,004	13	5	953	8	1,098	1	200	13	1,396	27	48
2 cows	44		88		38,222		30	4	1,008	26	6,176	1	78	22	3,094	42	120
3 cows	47		141		59,220		46	5	3,200	41	13,488	———	———	10	1,565	45	164
4 cows	102	808	408	5,064	212,929	2,599,073	100	8	16,040	94	50,477	———	———	38	4,320	101	534
5 to 9 cows	689		4,811		2,382,746		682	86	273,102	603	546,629	6	1,588	210	31,982	684	5,452
10 to 14 cows	297	377	3,348	4,657	1,637,506	2,443,105	296	37	178,173	265	395,258	5	3,190	109	22,442	294	5,863
15 to 19 cows	47		760		399,537		47	6	27,347	43	100,978	———	———	26	4,490	47	817
20 to 29 cows	8	22	184	499	107,533	232,040	8	3	43,878	5	16,600	———	———	4	889	8	156
30 to 49 cows	3	1	95	33	58,315	47,085	3	1	25,000	2	8,456	———	———	2	560	3	102

TABLE 19.—COWS MILKED AND MILK PRODUCED, 1939 AND 1929; DAIRY PRODUCTS SOLD AND BUTTER CHURNED, 1939; AND COWS KEPT FOR MILK APR. 1, 1940; BY NUMBER OF COWS MILKED, BY COUNTIES—Continued

(For explanation and definitions, see text)

STATE OR COUNTY AND NUMBER OF COWS MILKED	COWS MILKED				MILK PRODUCED (GALLONS)		DAIRY PRODUCTS SOLD, 1939							BUTTER CHURNED ON FARMS, 1939		COWS KEPT MAINLY FOR MILK PRODUCTION, APR. 1, 1940	
	Farms reporting		Number					Whole milk sold		Cream sold		Butter sold					
	1939	1929	1939	1929	1939	1929	Farms reporting	Farms reporting	Gallons	Farms reporting	Pounds of butterfat	Farms reporting	Pounds	Farms reporting	Pounds	Farms reporting	Number
SOUTH DAKOTA—Con.																	
Gregory																	
Total	1,204	1,458	8,223	9,362	2,755,801	4,198,092	1,040	28	41,260	1,015	652,418	24	4,681	1,057	128,415	1,218	9,646
None	xxx	xxx	xxx	xxx	xxx	xxx	xxx	xxx	xxx	xxx	xxx	xxx	xxx	xxx	xxx	35	142
1 cow	75	242	75	373	29,107	179,254	12	5	770	7	905	-----	-------	43	2,554	72	193
2 cows	106		212		71,120		46	2	1,610	45	6,103	1	75	91	8,312	102	294
3 cows	79		237		74,225		63	4	2,050	59	12,052	2	65	67	6,226	77	307
4 cows	113	933	452	5,239	139,729	2,342,135	108	4	1,950	104	30,505	1	200	100	10,019	111	582
5 to 9 cows	558		3,796		1,281,180		540	8	4,205	533	300,480	14	2,863	505	64,315	551	4,422
10 to 14 cows	209	259	2,363	3,205	766,795	1,427,108	207	2	5,000	205	202,571	3	803	191	27,678	206	2,577
15 to 19 cows	55		883		317,395		55	3	6,675	54	84,146	3	675	51	7,627	55	921
20 cows and over	9	24	205	545	76,250	249,595	9	2	19,000	8	15,656	-----	-------	9	1,684	9	208
Haakon																	
Total	441	657	1,799	4,793	522,996	2,138,082	207	14	34,645	191	78,059	13	1,706	358	38,080	419	2,075
None	xxx	xxx	xxx	xxx	xxx	xxx	xxx	xxx	xxx	xxx	xxx	xxx	xxx	xxx	xxx	8	51
1 cow	104	149	104	209	35,443	84,802	4	-----	----------	1	230	3	135	62	3,544	89	140
2 cows	97		194		57,998		19	1	300	16	1,471	2	175	82	7,473	91	255
3 cows	53		159		41,772		19	2	730	18	3,697	1	80	48	4,642	52	192
4 cows	39	295	156	1,723	44,581	755,387	28	1	25	27	7,798	-----	-------	35	3,816	39	181
5 to 9 cows	117		781		186,937		106	4	2,835	100	37,514	6	616	106	14,566	111	859
10 to 14 cows	25	213	290	2,861	101,615	1,297,893	25	4	6,505	23	21,635	1	700	21	3,489	23	258
15 cows and over	6		115		54,650		6	2	24,250	6	5,714	-----	-------	4	550	6	139
Hamlin																	
Total	961	1,067	7,047	7,836	3,308,152	4,154,623	883	28	51,230	868	872,285	13	2,758	320	53,442	972	7,915
None	xxx	xxx	xxx	xxx	xxx	xxx	xxx	xxx	xxx	xxx	xxx	xxx	xxx	xxx	xxx	13	61
1 cow	37	119	37	186	20,695	101,124	10	1	20	9	1,230	-----	-------	10	1,000	37	52
2 cows	55		110		42,367		32	3	1,412	28	4,872	2	186	26	3,983	55	186
3 cows	60		180		74,964		48	3	3,895	45	14,807	1	80	24	3,152	60	237
4 cows	62	681	248	4,179	107,752	2,182,698	60	2	80	60	26,401	3	400	28	3,671	62	321
5 to 9 cows	519		3,566		1,565,005		506	13	19,388	502	416,421	5	1,260	176	29,090	518	4,050
10 to 14 cows	181	248	2,053	3,050	1,038,362	1,632,357	181	4	12,880	179	280,226	2	852	48	11,293	180	2,170
15 to 19 cows	33		536		276,740		32	1	2,555	31	71,799	-----	-------	7	1,203	33	549
20 cows and over	14	19	317	421	182,267	238,444	14	1	11,000	14	56,529	-----	-------	1	50	14	289
Hand																	
Total	1,038	1,432	6,128	9,593	2,012,540	4,358,137	809	58	74,018	759	390,696	21	2,404	815	104,597	1,038	6,776
None	xxx	xxx	xxx	xxx	xxx	xxx	xxx	xxx	xxx	xxx	xxx	xxx	xxx	xxx	xxx	26	98
1 cow	100	237	100	371	36,592	168,517	6	-----	----------	5	530	1	50	48	2,812	91	156
2 cows	122		244		82,211		51	5	1,997	46	6,579	-----	-------	89	7,846	117	338
3 cows	91		273		89,079		62	6	1,599	57	10,843	1	52	70	8,178	89	310
4 cows	110	882	440	5,214	143,749	2,373,781	95	3	932	92	23,506	2	270	90	10,321	108	488
5 to 9 cows	456		3,015		952,521		436	31	26,719	411	201,658	12	1,362	391	51,791	452	3,358
10 to 14 cows	120	295	1,339	3,584	456,803	1,641,742	120	7	13,271	114	97,291	3	360	100	17,220	116	1,337
15 to 19 cows	26		429		152,025		26	5	23,300	22	25,543	1	10	18	3,643	26	420
20 to 29 cows	13	16	288	356	99,560	145,322	13	1	6,200	12	24,746	1	300	9	2,786	13	271
30 to 49 cows	------	2	------	68	----------	28,775	------	-----	----------	------	----------	------	-------	------	----------	------	-------
Hanson																	
Total	785	872	5,489	5,598	1,949,136	2,519,752	714	52	106,115	677	446,294	13	4,960	553	76,520	788	6,470
None	xxx	xxx	xxx	xxx	xxx	xxx	xxx	xxx	xxx	xxx	xxx	xxx	xxx	xxx	xxx	14	66
1 cow	40	108	40	173	23,605	80,636	12	3	1,520	8	534	2	118	15	1,091	35	80
2 cows	38		76		26,370		19	1	180	17	2,444	2	120	28	3,301	38	108
3 cows	46		138		49,540		38	3	3,981	35	7,318	-----	-------	32	3,794	45	186
4 cows	59	607	236	3,517	78,079	1,602,087	56	7	8,270	53	16,376	-----	-------	37	3,791	59	280
5 to 9 cows	436		2,979		1,059,341		427	27	48,872	409	247,336	5	760	323	41,524	432	3,519
10 to 14 cows	138	154	1,536	1,829	548,950	809,109	134	7	23,917	129	135,246	3	1,462	94	16,878	137	1,701
15 to 19 cows	23		373		127,260		23	3	16,375	22	29,813	-----	-------	19	3,060	28	404
20 to 29 cows	5	2	111	44	35,991	14,300	5	1	3,000	4	7,227	1	2,500	5	3,081	5	126
30 to 49 cows	------	1	------	35	----------	13,620	------	-----	----------	------	----------	------	-------	------	----------	------	-------
Harding																	
Total	444	571	1,661	3,341	652,304	1,254,921	188	11	20,044	179	75,919	14	1,285	380	56,467	454	1,895
None	xxx	xxx	xxx	xxx	xxx	xxx	xxx	xxx	xxx	xxx	xxx	xxx	xxx	xxx	xxx	18	41
1 cow	69	141	69	218	29,003	68,441	2	-----	----------	1	60	1	15	37	2,873	65	103
2 cows	110		220		77,168		14	1	50	12	1,149	2	60	92	10,986	108	259
3 cows	84		252		93,748		28	1	64	27	4,140	2	171	77	11,335	84	297
4 cows	69	320	276	1,702	105,564	616,105	45	4	6,006	41	9,795	4	109	68	11,616	69	327
5 to 9 cows	88		566		234,249		75	1	4,000	74	41,066	4	774	83	15,044	86	593
10 to 14 cows	21	104	230	1,286	92,897	464,825	21	3	2,924	21	18,368	1	156	20	3,936	21	220
15 to 19 cows	3		48		19,675		3	1	7,000	3	1,341	-----	-------	3	697	3	55
20 to 29 cows	------	6	------	135	----------	105,550	------	-----	----------	------	----------	------	-------	------	----------	------	-------
Hughes																	
Total	322	446	1,846	2,855	791,273	1,281,927	206	30	160,259	185	113,437	20	3,246	260	35,424	321	2,166
None	xxx	xxx	xxx	xxx	xxx	xxx	xxx	xxx	xxx	xxx	xxx	xxx	xxx	xxx	xxx	7	18
1 cow	60	106	60	165	22,174	69,127	2	-----	----------	2	104	-----	-------	33	1,975	52	87
2 cows	36		72		30,370		6	1	182	4	162	1	50	30	3,490	36	95
3 cows	35		105		44,730		20	1	60	20	4,413	3	450	34	4,280	35	157
4 cows	31	245	124	1,386	48,030	612,051	22	-----	----------	19	5,140	5	980	29	5,115	31	143
5 to 9 cows	109		735		292,851		105	10	14,335	101	55,877	7	813	97	13,240	109	836
10 to 14 cows	32	87	353	1,109	131,989	490,366	32	7	26,418	27	20,561	4	953	26	5,146	32	376
15 to 19 cows	10		166		82,039		10	5	22,546	8	16,660	-----	-------	7	1,098	10	200
20 to 29 cows	6	6	134	132	72,840	80,480	6	4	56,500	2	4,000	-----	-------	2	504	6	149
30 to 49 cows	3	2	97	63	66,450	29,903	3	2	40,218	2	6,520	-----	-------	2	576	3	105

TABLE 19.—COWS MILKED AND MILK PRODUCED, 1939 AND 1929; DAIRY PRODUCTS SOLD AND BUTTER CHURNED, 1939; AND COWS KEPT FOR MILK APR. 1, 1940; BY NUMBER OF COWS MILKED, BY COUNTIES—Continued

(For explanation and definitions, see text)

STATE OR COUNTY AND NUMBER OF COWS MILKED	COWS MILKED				MILK PRODUCED (GALLONS)		DAIRY PRODUCTS SOLD, 1939							BUTTER CHURNED ON FARMS, 1939		COWS KEPT MAINLY FOR MILK PRODUCTION, APR. 1, 1940	
	Farms reporting		Number					Whole milk sold		Cream sold		Butter sold					
	1939	1929	1939	1929	1939	1929	Farms reporting	Farms reporting	Gallons	Farms reporting	Pounds of butterfat	Farms reporting	Pounds	Farms reporting	Pounds	Farms reporting	Number
SOUTH DAKOTA—Con.																	
Hutchinson																	
Total	1,631	1,680	13,357	12,668	5,282,008	5,733,668	1,572	84	206,158	1,508	1,323,611	37	7,741	1,207	126,329	1,613	15,554
None	xxx	xxx	xxx	xxx	xxx	xxx	xxx	xxx	xxx	xxx	xxx	xxx	xxx	xxx	xxx	26	123
1 cow	65	129	65	208	29,650	98,832	28	9	931	18	2,109	5	132	31	2,176	55	85
2 cows	61		122		55,938		44	5	1,683	40	7,965	1	25	34	2,268	54	161
3 cows	63		189		80,292		59	2	2,165	57	17,519	2	126	42	3,346	60	265
4 cows	119	1,095	476	6,667	188,614	3,082,793	118	6	7,165	113	44,282	2	180	80	5,842	114	578
5 to 9 cows	761		5,338		2,108,057		761	25	46,584	748	540,107	10	618	582	56,142	745	6,332
10 to 14 cows	437	403	4,940	5,030	1,927,339	2,196,647	437	29	97,702	413	485,784	14	1,305	340	38,391	434	5,590
15 to 19 cows	98		1,591		644,768		98	7	41,888	92	164,727	2	555	73	9,678	98	1,776
20 to 29 cows	24	29	527	626	203,150	286,926	24	1	8,040	24	53,268	----	----	22	3,334	24	534
30 to 49 cows	3	4	109	137	44,200	68,470	3	----	----	3	7,850	1	4,800	3	5,152	3	110
Hyde																	
Total	385	474	2,412	4,036	891,733	1,672,140	306	15	45,656	300	168,287	7	1,702	341	50,013	390	2,734
None	xxx	xxx	xxx	xxx	xxx	xxx	xxx	xxx	xxx	xxx	xxx	xxx	xxx	xxx	xxx	14	74
1 cow	29	69	29	99	9,781	38,568	1	1	100	----	----	----	----	14	1,004	28	44
2 cows	46		92		31,217		14	1	800	13	1,381	----	----	35	3,592	44	106
3 cows	33		99		33,763		23	----	----	23	3,330	----	----	32	3,881	32	138
4 cows	41	215	164	1,302	54,173	571,990	37	1	1,250	35	8,248	2	144	39	5,326	38	195
5 to 9 cows	165		1,108		377,050		160	3	2,745	160	81,911	1	100	154	22,718	163	1,245
10 to 14 cows	54	170	598	2,142	230,908	842,356	54	6	8,731	53	53,048	2	408	51	9,231	54	616
15 to 19 cows	11		176		86,366		11	2	8,030	11	11,013	1	50	10	2,065	11	177
20 cows and over	6	20	146	493	68,475	219,226	6	1	24,000	5	9,356	1	1,000	6	2,196	6	139
Jackson																	
Total	219	299	1,338	2,315	419,728	964,028	168	18	23,460	157	84,832	4	149	192	22,230	210	1,353
None	xxx	xxx	xxx	xxx	xxx	xxx	xxx	xxx	xxx	xxx	xxx	xxx	xxx	xxx	xxx	5	22
1 cow	27	35	27	52	8,967	21,062	6	4	255	2	55	----	----	13	828	24	40
2 cows	27		54		16,636		7	1	185	6	923	----	----	19	1,001	27	63
3 cows	20		60		20,145		14	1	360	14	2,048	1	20	20	1,674	17	61
4 cows	12	175	48	1,055	15,190	431,070	10	1	1,000	9	2,825	----	----	11	832	10	40
5 to 9 cows	92		611		192,393		90	4	6,410	86	41,796	1	25	89	11,089	86	631
10 to 14 cows	31	83	358	1,076	111,447	457,016	31	6	14,850	30	21,740	2	104	30	4,684	31	331
15 to 19 cows	6		98		30,140		6	1	400	6	7,465	----	----	6	910	6	75
20 to 29 cows	4	6	82	132	24,810	54,880	4	----	----	4	7,980	----	----	4	1,212	4	90
Jerauld																	
Total	612	758	3,697	5,065	1,291,975	2,364,248	544	14	25,553	531	297,622	13	1,531	473	60,671	620	4,309
None	xxx	xxx	xxx	xxx	xxx	xxx	xxx	xxx	xxx	xxx	xxx	xxx	xxx	xxx	xxx	18	51
1 cow	47	115	47	176	18,224	76,369	11	1	270	10	902	----	----	20	1,405	45	91
2 cows	45		90		31,697		31	2	480	26	4,382	3	290	32	3,022	42	128
3 cows	42		126		42,181		34	1	1,368	33	7,970	----	----	27	2,741	42	171
4 cows	69	481	276	2,864	99,156	1,347,033	65	2	1,450	63	21,555	2	244	51	5,083	68	345
5 to 9 cows	324		2,146		742,830		319	3	565	315	177,789	7	945	274	37,041	322	2,491
10 to 14 cows	71	162	787	2,025	271,367	940,846	70	3	4,620	70	65,976	1	52	57	9,214	69	807
15 cows and over	14		225		86,520		14	2	16,800	14	19,048	----	----	12	2,165	14	225
Jones																	
Total	292	416	1,694	3,169	586,401	1,484,186	214	7	17,755	210	104,145	18	2,438	248	35,346	292	2,092
None	xxx	xxx	xxx	xxx	xxx	xxx	xxx	xxx	xxx	xxx	xxx	xxx	xxx	xxx	xxx	11	51
1 cow	35	49	35	68	12,126	36,384	----	----	----	----	----	----	----	15	818	31	83
2 cows	29		58		18,132		6	1	45	4	846	2	54	19	2,059	27	66
3 cows	27		81		27,760		21	----	----	20	3,878	1	50	26	2,549	26	96
4 cows	22	234	88	1,459	26,386	663,696	15	----	----	15	4,304	----	----	20	2,380	20	104
5 to 9 cows	127		836		262,773		120	2	1,100	120	55,779	9	1,134	119	17,100	125	992
10 cows and over	52	133	596	1,642	239,224	784,106	52	4	16,610	51	39,338	6	1,200	49	10,440	52	700
Kingsbury																	
Total	1,282	1,509	8,330	10,741	3,491,652	5,236,100	1,165	55	93,861	1,127	835,430	23	3,589	660	93,264	1,298	9,859
None	xxx	xxx	xxx	xxx	xxx	xxx	xxx	xxx	xxx	xxx	xxx	xxx	xxx	xxx	xxx	31	137
1 cow	76	181	76	303	34,125	152,861	15	4	453	11	1,217	----	----	35	2,747	72	208
2 cows	78		156		63,539		49	5	989	43	7,115	2	304	46	5,071	73	218
3 cows	77		231		93,997		68	2	401	66	16,621	3	610	59	5,510	77	341
4 cows	124	972	496	5,859	205,226	2,781,848	118	4	2,660	114	42,179	3	284	65	8,414	123	623
5 to 9 cows	716		4,807		1,971,873		704	27	49,783	688	478,595	13	1,951	378	53,978	711	5,580
10 to 14 cows	179	352	2,013	4,013	876,928	2,002,335	179	10	24,945	173	226,064	2	440	82	14,002	179	2,171
15 to 19 cows	25		399		174,089		25	2	5,650	25	49,309	----	----	13	2,942	25	434
20 to 29 cows	7	22	152	503	71,875	269,256	7	1	9,000	7	14,330	----	----	2	600	7	147
30 to 49 cows	----	2	----	63	----	29,800	----	----	----	----	----	----	----	----	----	----	----
Lake																	
Total	1,217	1,244	9,314	9,195	3,859,503	4,607,715	1,147	45	147,677	1,117	984,425	15	4,058	348	49,488	1,225	10,852
None	xxx	xxx	xxx	xxx	xxx	xxx	xxx	xxx	xxx	xxx	xxx	xxx	xxx	xxx	xxx	20	115
1 cow	51	144	51	235	21,457	104,726	12	3	690	8	774	1	12	17	1,164	46	54
2 cows	65		130		47,710		50	1	1,300	48	9,148	1	50	23	2,092	63	174
3 cows	57		171		62,630		51	1	3	51	14,723	1	15	20	2,369	56	238
4 cows	82	764	328	4,687	130,631	2,278,412	80	2	909	79	34,719	1	150	29	2,896	82	438
5 to 9 cows	618		4,270		1,722,324		612	14	30,134	604	444,526	8	894	168	22,118	614	5,063
10 to 14 cows	265	319	2,985	3,853	1,259,154	1,998,919	263	14	48,966	256	329,975	2	135	78	13,667	265	3,316
15 to 19 cows	64		1,041		479,879		64	6	46,375	59	118,779	1	2,800	11	4,852	64	1,115
20 cows and over	15	17	338	420	135,718	225,658	15	4	19,300	12	31,781	----	----	2	330	15	339

TABLE 19.—COWS MILKED AND MILK PRODUCED, 1939 AND 1929; DAIRY PRODUCTS SOLD AND BUTTER CHURNED, 1939; AND COWS KEPT FOR MILK APR. 1, 1940; BY NUMBER OF COWS MILKED, BY COUNTIES—Continued

(For explanation and definitions, see text)

STATE OR COUNTY AND NUMBER OF COWS MILKED	COWS MILKED				MILK PRODUCED (GALLONS)		DAIRY PRODUCTS SOLD, 1939							BUTTER CHURNED ON FARMS, 1939		COWS KEPT MAINLY FOR MILK PRODUCTION, APR. 1, 1940	
	Farms reporting		Number					Whole milk sold		Cream sold		Butter sold					
	1939	1929	1939	1929	1939	1929	Farms reporting	Farms reporting	Gallons	Farms reporting	Pounds of butterfat	Farms reporting	Pounds	Farms reporting	Pounds	Farms reporting	Number
SOUTH DAKOTA—Con.																	
Lawrence																	
Total	383	356	2,590	2,988	1,279,598	1,633,051	269	78	383,958	223	174,762	13	1,324	224	32,183	384	2,892
None	xxx	xxx	xxx	xxx	xxx	xxx	xxx	xxx	xxx	xxx	xxx	xxx	xxx	xxx	xxx	14	113
1 cow	68	84	68	125	35,546	77,104	8	4	310	3	335	1	60	41	3,987	60	78
2 cows	62		124		54,100		26	9	1,565	16	2,942	5	305	38	4,633	58	141
3 cows	27		81		37,112		16	3	1,867	13	3,151	2	376	19	5,062	27	95
4 cows	29	141	116	853	49,800	481,049	26	5	3,241	24	7,247	----	-------	20	2,511	29	132
5 to 9 cows	112		770		355,881		109	19	31,655	99	61,860	3	450	73	11,696	111	886
10 to 14 cows	47	101	345	1,289	245,126	677,538	46	16	53,024	41	46,260	1	33	22	4,417	47	557
15 to 19 cows	14		228		124,528		14	5	53,664	10	19,815	----	-------	5	877	14	219
20 to 29 cows	17	26	404	601	246,988	300,270	17	12	161,907	13	20,632	1	100	5	500	17	417
30 to 49 cows	7	4	254	140	130,517	97,090	7	5	76,725	4	12,540	----	-------	1	500	7	254
Lincoln																	
Total	1,677	1,725	10,806	10,494	4,291,262	5,052,172	1,522	113	559,629	1,420	893,867	53	9,324	897	129,175	1,691	12,295
None	xxx	xxx	xxx	xxx	xxx	xxx	xxx	xxx	xxx	xxx	xxx	xxx	xxx	xxx	xxx	39	147
1 cow	91	247	91	392	37,052	201,868	32	2	514	28	2,749	3	190	42	3,161	76	157
2 cows	111		222		84,427		70	4	1,360	66	11,611	3	260	64	6,370	107	344
3 cows	138		414		151,257		117	4	4,030	111	28,251	6	842	68	8,524	138	524
4 cows	194	1,218	776	6,809	299,248	3,106,768	177	4	6,105	171	63,769	8	979	108	14,791	192	952
5 to 9 cows	876		5,852		2,246,647		860	48	126,689	816	518,707	26	5,251	489	70,951	873	6,590
10 to 14 cows	218	246	2,460	2,934	994,476	1,493,670	217	28	153,857	197	220,783	6	402	109	20,453	217	2,555
15 to 19 cows	29		474		195,804		29	7	59,640	22	32,496	----	-------	13	2,853	29	509
20 to 29 cows	16	10	371	225	180,597	142,215	16	12	135,480	7	12,434	----	-------	3	672	16	374
30 to 49 cows	4	4	146	134	101,754	107,651	4	4	71,974	2	3,067	1	1,400	1	1,400	4	143
Lyman																	
Total	582	867	3,121	6,030	1,034,871	2,606,252	390	27	40,390	362	188,425	20	2,780	499	69,043	580	3,971
None	xxx	xxx	xxx	xxx	xxx	xxx	xxx	xxx	xxx	xxx	xxx	xxx	xxx	xxx	xxx	21	133
1 cow	77	178	77	268	27,607	111,851	3	2	560	1	130	----	-------	42	2,500	67	137
2 cows	92		184		57,995		33	3	548	29	3,996	3	115	64	5,703	86	254
3 cows	77		231		72,752		41	1	180	40	5,707	3	130	74	9,116	76	430
4 cows	57	467	228	2,781	76,726	1,194,618	44	3	2,264	39	9,606	4	726	53	7,985	56	264
5 to 9 cows	186		1,216		383,923		176	10	12,426	166	76,040	7	1,478	177	25,803	181	1,387
10 to 14 cows	72	203	817	2,513	272,128	1,070,983	72	5	13,350	68	61,785	2	266	68	13,002	72	854
15 to 19 cows	15		234		77,660		15	1	2,762	14	16,461	1	65	15	3,376	15	276
20 cows and over	6	19	134	468	66,080	228,820	6	2	8,300	5	14,700	----	-------	6	1,558	6	236
McCook																	
Total	1,267	1,355	8,319	8,272	3,403,031	4,164,666	1,180	33	78,172	1,156	761,745	32	5,371	886	121,511	1,274	9,837
None	xxx	xxx	xxx	xxx	xxx	xxx	xxx	xxx	xxx	xxx	xxx	xxx	xxx	xxx	xxx	30	137
1 cow	59	188	59	309	25,568	153,036	18	----	-------	17	1,494	1	80	27	1,949	52	134
2 cows	74		148		60,017		50	4	1,808	45	7,476	2	51	55	4,937	68	204
3 cows	93		279		120,471		85	2	922	82	21,975	1	12	66	7,485	92	413
4 cows	119	969	476	5,481	212,412	2,763,521	112	3	3,715	109	42,031	2	79	82	9,782	117	593
5 to 9 cows	703		4,718		1,926,421		696	14	24,482	688	440,972	18	3,088	501	69,122	698	5,471
10 to 14 cows	185	183	2,064	2,165	807,223	1,107,679	185	6	17,060	182	190,750	7	1,951	128	25,016	183	2,241
15 to 19 cows	28		446		189,044		28	1	4,610	28	47,127	1	110	24	4,823	28	514
20 to 29 cows	6	15	129	317	61,875	140,430	6	3	25,575	5	9,920	----	-------	3	597	6	130
McPherson																	
Total	1,068	1,117	8,990	10,719	3,756,694	4,086,943	1,028	63	60,276	973	824,895	18	3,115	985	101,257	1,089	10,752
None	xxx	xxx	xxx	xxx	xxx	xxx	xxx	xxx	xxx	xxx	xxx	xxx	xxx	xxx	xxx	31	177
1 cow	35	44	35	72	16,336	31,215	12	2	40	10	994	----	-------	20	925	34	154
2 cows	29		58		24,432		25	3	791	22	3,109	----	-------	24	1,810	29	111
3 cows	27		81		36,036		24	2	157	25	5,844	----	-------	24	2,044	26	111
4 cows	68	571	272	3,856	111,444	1,537,878	65	5	1,580	61	20,411	----	-------	63	5,292	65	368
5 to 9 cows	545		3,810		1,571,329		540	31	27,451	513	342,756	11	1,301	508	48,759	540	4,647
10 to 14 cows	271	456	3,111	5,701	1,289,890	2,111,816	269	15	20,849	255	297,268	4	1,407	261	30,996	271	3,432
15 to 19 cows	75		1,227		538,976		75	5	9,408	71	119,879	2	355	68	9,447	75	1,316
20 to 29 cows	18	45	396	995	168,251	374,624	18	----	-------	18	34,632	1	52	17	1,984	18	416
30 to 49 cows	----	3	----	95	-------	31,410	----	----	-------	----	-------	----	-------	----	-------	----	-------
Marshall																	
Total	1,033	1,149	7,777	8,604	3,008,756	4,452,131	942	29	62,748	928	727,908	29	4,561	819	139,671	1,041	8,962
None	xxx	xxx	xxx	xxx	xxx	xxx	xxx	xxx	xxx	xxx	xxx	xxx	xxx	xxx	xxx	35	156
1 cow	48	132	48	215	18,912	102,671	7	1	300	5	212	1	10	28	1,735	43	104
2 cows	58		116		40,566		29	----	-------	29	3,739	----	-------	38	5,439	55	171
3 cows	70		210		87,695		59	4	3,907	56	12,951	2	206	53	7,728	69	318
4 cows	67	713	268	4,264	113,203	2,170,272	65	3	1,170	62	22,399	4	429	54	8,065	64	342
5 to 9 cows	496		3,413		1,329,909		489	5	1,438	485	321,049	22	3,916	414	71,391	487	3,961
10 to 14 cows	236	272	2,685	3,384	998,499	1,739,091	235	10	16,325	234	264,628	----	-------	190	36,128	233	2,888
15 to 19 cows	41		653		261,193		41	3	3,888	41	72,856	----	-------	31	6,889	40	661
20 cows and over	17	32	384	743	160,779	440,097	17	3	35,720	16	30,074	----	-------	11	2,296	15	361
Meade																	
Total	1,004	1,392	4,494	9,475	1,685,252	4,462,995	577	65	274,749	517	204,357	43	10,381	858	101,364	983	5,088
None	xxx	xxx	xxx	xxx	xxx	xxx	xxx	xxx	xxx	xxx	xxx	xxx	xxx	xxx	xxx	34	99
1 cow	180	281	180	427	68,701	181,437	17	5	694	6	355	6	367	123	7,840	158	249
2 cows	219		438		142,585		55	5	1,167	47	6,654	6	624	196	18,870	200	654
3 cows	114		342		99,546		69	4	476	62	8,674	10	784	110	12,218	108	410
4 cows	115	770	460	4,419	160,866	2,069,545	91	3	455	89	22,671	6	1,032	100	12,881	112	494
5 to 9 cows	287		1,825		624,344		256	14	17,177	248	106,198	11	3,909	254	37,391	283	1,931
10 to 14 cows	61	306	674	3,779	288,610	1,814,944	61	17	71,705	50	38,975	3	1,865	45	8,827	60	645
15 to 19 cows	12		197		90,990		12	6	41,925	9	9,664	----	-------	7	1,210	12	202
20 cows and over	16	35	378	848	207,610	397,069	16	11	141,150	8	11,168	1	1,800	3	2,127	16	404

TABLE 19.—COWS MILKED AND MILK PRODUCED, 1939 AND 1929; DAIRY PRODUCTS SOLD AND BUTTER CHURNED, 1939; AND COWS KEPT FOR MILK APR. 1, 1940; BY NUMBER OF COWS MILKED, BY COUNTIES—Continued

(For explanation and definitions, see text)

STATE OR COUNTY AND NUMBER OF COWS MILKED	COWS MILKED				MILK PRODUCED (GALLONS)		DAIRY PRODUCTS SOLD, 1939						BUTTER CHURNED ON FARMS, 1939		COWS KEPT MAINLY FOR MILK PRODUCTION, APR. 1, 1940	
	Farms reporting		Number					Whole milk sold		Cream sold		Butter sold				
	1939	1929	1939	1929	1939	1929	Farms reporting	Farms reporting	Gallons	Farms reporting	Pounds of butterfat	Farms reporting	Pounds	Farms reporting	Pounds	Farms reporting	Number
SOUTH DAKOTA—Con.																	
Mellette																	
Total	397	550	2,199	3,625	895,105	1,548,479	261	12	9,727	252	150,590	15	1,618	342	42,479	385	2,329
None	xxx	xxx	xxx	xxx	xxx	xxx	xxx	xxx	xxx	xxx	xxx	xxx	xxx	xxx	xxx	11	34
1 cow	56	117	56	174	21,476	80,615	3	1	200	2	100	1	30	37	1,934	48	75
2 cows	55		110		42,152		12	2	598	11	1,066	-----	-------	39	2,720	50	119
3 cows	34		102		40,078		17	2	1,363	15	3,031	1	24	27	2,770	30	103
4 cows	38	310	152	1,791	65,925	749,486	27	-----	-------	26	9,956	1	136	36	5,352	38	162
5 to 9 cows	149		979		391,195		138	3	2,630	135	66,802	8	1,322	139	19,614	145	990
10 to 14 cows	54	123	598	1,660	248,219	718,378	53	4	4,936	52	49,709	3	31	53	7,999	52	614
15 cows and over	11		202		86,060		11	-----	-------	11	19,926	1	75	11	2,090	11	232
Miner																	
Total	945	1,173	5,937	8,177	2,263,984	3,693,308	840	14	32,605	825	533,180	12	2,289	570	74,088	946	6,586
None	xxx	xxx	xxx	xxx	xxx	xxx	xxx	xxx	xxx	xxx	xxx	xxx	xxx	xxx	xxx	23	80
1 cow	62	124	62	205	26,372	90,283	13	-----	-------	11	1,417	2	350	29	2,477	52	72
2 cows	67		134		47,992		38	1	400	37	5,822	-----	-------	41	4,259	63	170
3 cows	70		210		81,437		58	1	20	58	14,366	-----	-------	46	5,166	68	260
4 cows	102	774	408	4,559	150,808	2,070,591	94	4	4,190	90	30,984	1	1	60	6,704	101	480
5 to 9 cows	493		3,346		1,280,782		485	4	5,715	482	318,382	8	1,778	301	41,274	489	3,685
10 to 14 cows	132	262	1,449	3,129	536,589	1,384,102	132	2	6,080	130	131,303	-----	-------	83	11,624	131	1,509
15 to 19 cows	15		242		99,704		15	-----	-------	15	24,486	1	160	8	1,776	15	245
20 to 29 cows	4	12	86	254	40,300	130,082	4	2	16,200	2	6,420	-----	-------	2	808	4	85
30 to 49 cows	-------	1	------	30	----------	18,250	------	-----	----------	------	----------	-----	-------	------	----------	------	-------
Minnehaha																	
Total	2,218	2,287	18,039	17,591	8,063,158	9,384,255	2,033	258	1,787,231	1,822	1,630,792	25	8,272	757	111,574	2,228	20,670
None	xxx	xxx	xxx	xxx	xxx	xxx	xxx	xxx	xxx	xxx	xxx	xxx	xxx	xxx	xxx	50	247
1 cow	130	272	130	422	61,293	217,672	24	7	1,120	17	2,512	-----	-------	45	3,157	122	258
2 cows	111		222		105,664		68	8	2,649	62	15,728	3	535	44	5,681	102	306
3 cows	101		303		132,695		92	7	5,038	85	27,031	1	525	29	4,907	98	413
4 cows	155	1,392	620	8,494	255,624	4,378,088	147	7	9,470	141	60,171	2	925	60	8,385	153	813
5 to 9 cows	1,027		7,067		2,958,096		1,010	69	177,720	961	730,875	14	1,887	379	52,406	1,013	8,044
10 to 14 cows	480	566	5,410	7,074	2,315,196	3,755,213	478	69	363,712	421	537,526	2	1,650	146	23,931	478	5,869
15 to 19 cows	142		2,317		1,042,679		142	46	354,714	102	177,968	2	2,600	45	11,130	140	2,494
20 to 29 cows	55	39	1,224	890	631,551	462,768	55	30	344,844	31	71,981	1	150	9	1,977	55	1,292
30 to 49 cows	11	14	407	491	287,785	396,004	11	9	257,664	2	7,000	-----	-------	------	----------	11	431
50 to 74 cows	6	4	339	220	272,575	174,510	6	6	270,300	------	----------	-----	-------	------	----------	6	503
Moody																	
Total	1,219	1,252	8,578	8,899	3,543,056	4,478,474	1,123	37	109,917	1,104	872,257	9	5,438	425	62,098	1,225	9,669
None	xxx	xxx	xxx	xxx	xxx	xxx	xxx	xxx	xxx	xxx	xxx	xxx	xxx	xxx	xxx	26	117
1 cow	59	142	59	224	28,897	112,207	14	2	149	11	1,290	1	5	22	1,783	55	122
2 cows	76		152		56,905		41	1	540	41	7,547	-----	-------	29	2,721	70	196
3 cows	66		198		85,607		57	1	1,095	57	18,640	-----	-------	29	3,403	65	264
4 cows	100	815	400	4,856	174,255	2,464,791	96	3	2,072	94	40,140	-----	-------	40	5,307	98	485
5 to 9 cows	655		4,449		1,827,456		652	12	20,010	647	464,431	5	1,239	235	31,903	651	5,022
10 to 14 cows	211	276	2,350	3,338	969,196	1,652,330	211	11	37,451	206	249,820	2	194	54	10,443	208	2,492
15 to 19 cows	35		563		243,866		35	3	31,400	33	56,792	-----	-------	12	2,136	35	574
20 to 29 cows	14	14	300	295	134,634	153,146	14	3	11,600	13	31,297	-----	-------	3	404	14	313
30 to 49 cows	3	4	107	136	22,240	59,720	3	1	5,600	2	2,300	1	4,000	1	4,000	3	84
50 to 74 cows	-------	1	------	50	----------	36,280	------	-----	----------	------	----------	-----	-------	------	----------	------	-------
Pennington																	
Total	794	1,029	4,049	7,744	1,532,419	3,511,335	520	108	397,029	440	215,478	27	3,948	618	68,955	787	4,044
None	xxx	xxx	xxx	xxx	xxx	xxx	xxx	xxx	xxx	xxx	xxx	xxx	xxx	xxx	xxx	30	91
1 cow	127	201	127	311	48,677	147,500	14	5	768	6	860	4	450	75	4,937	114	154
2 cows	138		276		89,207		43	10	1,880	34	5,789	3	86	106	9,643	128	270
3 cows	85		255		80,858		51	9	4,474	41	9,607	5	778	77	8,775	82	292
4 cows	87	532	348	3,076	116,625	1,474,486	70	7	6,697	64	19,057	3	352	72	7,760	85	356
5 to 9 cows	261		1,698		558,718		246	38	64,141	224	109,389	12	2,282	225	28,800	254	1,678
10 to 14 cows	63	251	710	3,153	301,415	1,389,542	63	21	97,727	51	44,105	-----	-------	46	6,080	62	658
15 to 19 cows	24		390		175,569		24	9	80,906	17	24,291	-----	-------	13	2,590	24	336
20 to 29 cows	4	34	84	745	43,050	330,489	4	4	34,736	3	2,380	-----	-------	3	220	4	96
30 to 49 cows	5	9	161	329	118,300	119,768	5	5	105,700	------	----------	-----	-------	1	150	4	113
50 to 74 cows	-------	1	------	50	----------	24,000	------	-----	----------	------	----------	-----	-------	------	----------	------	-------
75 to 99 cows	-------	1	------	80	----------	25,550	------	-----	----------	------	----------	-----	-------	------	----------	------	-------
Perkins																	
Total	793	1,130	3,336	8,571	1,141,422	3,656,424	468	15	37,569	440	177,592	24	3,091	651	88,163	799	3,822
None	xxx	xxx	xxx	xxx	xxx	xxx	xxx	xxx	xxx	xxx	xxx	xxx	xxx	xxx	xxx	27	84
1 cow	134	213	134	322	49,466	138,407	4	-----	-------	3	336	1	45	86	5,197	124	214
2 cows	153		306		99,817		39	-----	-------	35	4,417	4	394	122	14,123	146	357
3 cows	97		291		98,150		50	1	40	46	8,352	4	434	83	11,930	96	322
4 cows	100	570	400	3,415	126,651	1,475,640	80	-----	-------	78	19,434	5	430	93	12,960	98	438
5 to 9 cows	265		1,669		572,183		251	9	9,499	239	107,357	8	1,578	230	37,413	264	1,838
10 to 14 cows	37	315	406	4,081	136,440	1,770,900	37	1	3,000	36	30,978	2	210	32	5,500	37	440
15 to 19 cows	4		67		31,285		4	2	13,735	2	4,310	-----	-------	3	780	4	67
20 to 29 cows	3	28	63	626	27,430	201,727	3	2	11,295	1	2,428	-----	-------	2	260	3	62
30 to 49 cows	-------	4	------	127	----------	69,750	------	-----	----------	------	----------	-----	-------	------	----------	------	-------

TABLE 19.—COWS MILKED AND MILK PRODUCED, 1939 AND 1929; DAIRY PRODUCTS SOLD AND BUTTER CHURNED, 1939; AND COWS KEPT FOR MILK APR. 1, 1940; BY NUMBER OF COWS MILKED, BY COUNTIES—Continued

(For explanation and definitions, see text)

STATE OR COUNTY AND NUMBER OF COWS MILKED	COWS MILKED				MILK PRODUCED (GALLONS)		DAIRY PRODUCTS SOLD, 1939							BUTTER CHURNED ON FARMS, 1939		COWS KEPT MAINLY FOR MILK PRODUCTION, APR. 1, 1940	
	Farms reporting		Number					Whole milk sold		Cream sold		Butter sold					
	1939	1929	1939	1929	1939	1929	Farms reporting	Farms reporting	Gallons	Farms reporting	Pounds of butterfat	Farms reporting	Pounds	Farms reporting	Pounds	Farms reporting	Number
SOUTH DAKOTA—Con.																	
Potter																	
Total	482	626	2,773	4,604	1,151,394	2,143,145	413	16	29,177	407	249,398	17	2,581	436	59,465	485	3,205
None	xxx	xxx	xxx	xxx	xxx	xxx	xxx	xxx	xxx	xxx	xxx	xxx	xxx	xxx	xxx	10	39
1 cow	43	92	43	147	16,947	66,825	6	—	—	6	480	—	—	28	1,962	41	81
2 cows	52		104		38,921		34	1	400	32	4,872	4	393	42	3,904	49	130
3 cows	47		141		61,899		41	—	—	41	9,589	—	—	45	5,579	47	179
4 cows	52	359	208	2,077	82,125	990,388	47	2	391	47	15,980	3	519	46	6,115	52	255
5 to 9 cows	218		1,452		587,727		215	5	6,208	212	128,920	7	1,402	210	30,143	216	1,666
10 to 14 cows	63	175	700	2,380	302,236	1,085,932	63	6	12,765	62	75,539	3	267	59	10,632	63	720
15 cows and over	7		125		61,539		7	2	9,413	7	14,216	—	—	6	1,130	7	135
Roberts																	
Total	1,920	2,031	14,080	15,036	6,177,252	8,060,948	1,769	64	208,991	1,727	1,556,152	33	5,572	1,188	189,688	1,928	16,351
None	xxx	xxx	xxx	xxx	xxx	xxx	xxx	xxx	xxx	xxx	xxx	xxx	xxx	xxx	xxx	38	191
1 cow	89	214	89	333	38,254	202,467	14	—	—	14	1,186	—	—	52	3,869	85	176
2 cows	92		184		71,245		63	4	637	61	10,286	—	—	61	6,392	89	276
3 cows	122		366		168,159		104	4	5,230	100	33,210	1	230	77	10,920	116	457
4 cows	172	1,282	688	7,744	303,600	4,141,174	163	5	7,060	157	76,461	4	407	109	14,709	170	901
5 to 9 cows	978		6,648		2,915,250		981	28	54,758	941	732,608	22	3,704	620	96,805	967	7,755
10 to 14 cows	355	503	4,001	6,242	1,748,741	3,337,411	352	12	40,485	346	474,414	5	1,023	209	43,089	353	4,365
15 to 19 cows	78		1,263		549,213		78	6	26,746	75	149,730	1	208	39	10,059	77	1,382
20 to 29 cows	28	31	618	681	281,665	359,894	28	2	6,580	28	71,781	—	—	20	3,755	27	599
30 cows and over	6	1	223	36	101,125	20,000	6	3	67,495	5	6,476	—	—	1	110	6	249
Sanborn																	
Total	781	1,010	4,279	6,168	1,412,650	2,523,095	635	30	42,943	605	282,419	23	3,320	637	78,322	794	5,341
None	xxx	xxx	xxx	xxx	xxx	xxx	xxx	xxx	xxx	xxx	xxx	xxx	xxx	xxx	xxx	38	202
1 cow	70	190	70	312	23,615	132,137	4	—	—	3	105	1	40	38	2,678	58	156
2 cows	92		184		62,404		47	2	1,560	43	6,057	4	248	71	7,305	88	343
3 cows	73		219		72,685		57	—	—	55	11,139	2	351	62	7,580	71	309
4 cows	102	628	408	3,457	133,741	1,481,382	91	3	2,197	88	23,247	1	312	81	9,559	97	528
5 to 9 cows	357		2,377		780,891		350	19	21,236	335	168,642	12	1,499	309	39,564	355	2,752
10 to 14 cows	80	192	889	2,399	295,344	909,576	79	6	17,950	74	63,400	2	550	70	9,817	80	898
15 cows and over	7		132		45,970		7	—	—	7	9,829	1	520	6	1,819	7	153
Shannon																	
Total	206	129	810	608	304,643	242,995	82	14	63,944	74	38,766	7	5,545	99	15,597	205	875
None	xxx	xxx	xxx	xxx	xxx	xxx	xxx	xxx	xxx	xxx	xxx	xxx	xxx	xxx	xxx	7	8
1 cow	80	57	80	83	20,999	28,528	5	4	1,275	1	50	—	—	9	474	73	83
2 cows	37		74		24,750		5	1	25	4	450	—	—	19	1,443	36	83
3 cows	18		54		13,864		8	—	—	8	1,336	—	—	14	1,215	18	57
4 cows	10	54	40	231	14,760	90,927	9	1	960	8	2,823	—	—	8	807	10	42
5 to 9 cows	46		302		103,268		40	3	1,775	39	19,605	4	495	36	4,718	46	317
10 to 14 cows	11	14	122	181	40,760	76,170	11	3	4,980	11	7,816	2	250	10	1,780	11	128
15 to 19 cows	1		16		4,000		1	—	—	1	1,000	—	—	1	100	1	16
20 to 29 cows	—	2	—	48	—	16,425	—	—	—	—	—	—	—	—	—	—	—
30 cows and over	3	2	122	65	82,242	30,950	3	2	54,929	2	5,686	1	4,800	2	5,060	3	141
Spink																	
Total	1,404	1,749	6,964	10,214	2,725,640	5,254,530	1,171	57	188,915	1,123	486,384	70	35,144	1,169	205,647	1,415	8,707
None	xxx	xxx	xxx	xxx	xxx	xxx	xxx	xxx	xxx	xxx	xxx	xxx	xxx	xxx	xxx	37	112
1 cow	145	282	145	476	55,943	251,143	25	5	545	20	1,959	—	—	74	5,732	133	225
2 cows	167		334		124,428		108	5	1,560	101	14,515	5	472	139	18,221	163	487
3 cows	174		522		198,541		153	5	2,786	148	33,054	9	1,871	134	19,460	169	725
4 cows	229	1,233	916	6,721	343,241	3,431,570	215	5	2,085	206	57,092	15	2,184	206	32,467	227	1,269
5 to 9 cows	583		3,737		1,377,346		564	23	33,933	551	274,425	32	6,465	527	89,452	580	4,359
10 to 14 cows	97	220	1,050	2,627	413,701	1,322,463	97	12	42,318	90	96,960	8	1,087	82	15,611	97	1,262
15 to 19 cows	4		61		23,410		4	—	—	4	5,390	—	—	3	1,045	4	64
20 cows and over	5	14	199	390	189,030	249,354	5	2	105,688	3	3,009	1	23,085	4	23,659	5	204
Stanley																	
Total	203	288	701	1,711	249,138	794,235	75	4	575	72	29,742	9	851	158	14,839	188	831
None	xxx	xxx	xxx	xxx	xxx	xxx	xxx	xxx	xxx	xxx	xxx	xxx	xxx	xxx	xxx	20	147
1 cow	58	99	58	156	22,268	61,852	—	—	—	—	—	—	—	35	1,618	45	64
2 cows	55		110		40,630		5	—	—	4	308	3	42	45	3,728	46	107
3 cows	26		78		27,085		11	1	100	10	1,463	—	—	22	2,653	21	64
4 cows	13	130	52	780	17,230	345,643	8	1	25	8	1,978	1	15	11	1,087	12	50
5 to 9 cows	40		264		85,320		40	2	450	39	14,719	4	594	35	4,303	33	237
10 to 14 cows	8	54	94	675	37,690	338,800	8	—	—	8	9,020	1	200	7	829	8	95
15 to 19 cows	3		45		18,935		3	—	—	3	2,254	—	—	3	621	3	67
20 to 29 cows	—	5	—	100	—	47,940	—	—	—	—	—	—	—	—	—	—	—
Sully																	
Total	364	524	2,019	3,432	780,935	1,674,746	277	8	13,985	273	170,664	17	3,108	319	40,960	371	2,379
None	xxx	xxx	xxx	xxx	xxx	xxx	xxx	xxx	xxx	xxx	xxx	xxx	xxx	xxx	xxx	10	29
1 cow	35	122	35	181	14,797	88,026	5	—	—	5	329	—	—	22	1,287	33	48
2 cows	49		98		38,629		20	1	100	20	3,365	—	—	41	3,962	48	136
3 cows	35		105		36,155		22	—	—	21	4,922	2	125	51	3,797	55	144
4 cows	44	280	176	1,581	63,735	789,817	39	1	135	39	10,879	2	205	39	3,954	44	214
5 to 9 cows	151		968		355,156		141	3	2,455	138	83,137	10	2,366	140	20,586	151	1,110
10 to 14 cows	39	110	454	1,361	170,538	655,222	39	1	1,872	39	41,583	2	160	36	5,200	39	474
15 to 19 cows	8		133		61,125		8	1	300	8	16,061	1	250	8	1,930	8	155
20 to 29 cows	3	9	70	203	40,800	89,225	3	1	9,125	3	10,588	—	—	2	284	3	69
30 to 49 cows	—	3	—	106	—	52,456	—	—	—	—	—	—	—	—	—	—	—

TABLE 19.—COWS MILKED AND MILK PRODUCED, 1939 AND 1929; DAIRY PRODUCTS SOLD AND BUTTER CHURNED, 1939; AND COWS KEPT FOR MILK APR. 1, 1940; BY NUMBER OF COWS MILKED, BY COUNTIES—Continued

(For explanation and definitions, see text)

STATE OR COUNTY AND NUMBER OF COWS MILKED	COWS MILKED				MILK PRODUCED (GALLONS)		DAIRY PRODUCTS SOLD, 1939						BUTTER CHURNED ON FARMS, 1939		COWS KEPT MAINLY FOR MILK PRODUCTION, APR. 1, 1940	
	Farms reporting		Number					Whole milk sold		Cream sold		Butter sold				
	1939	1929	1939	1929	1939	1929	Farms reporting	Farms reporting	Gallons	Farms reporting	Pounds of butterfat	Farms reporting	Pounds	Farms reporting	Pounds	Farms reporting	Number
SOUTH DAKOTA—Con.																	
Todd																	
Total	422	525	2,855	3,528	1,055,763	1,393,682	328	15	83,200	319	195,589	7	794	352	47,705	439	3,404
None	xxx	xxx	xxx	xxx	xxx	xxx	xxx	xxx	xxx	xxx	xxx	xxx	xxx	xxx	xxx	22	150
1 cow	36	112	36	159	14,702	74,808	2	—	—	2	200	—	—	18	1,100	34	48
2 cows	44		88		30,552		13	—	—	13	1,904	—	—	30	2,847	43	141
3 cows	26		78		27,766		18	—	—	18	2,303	—	—	17	1,922	26	101
4 cows	40	295	160	1,756	48,961	695,522	32	—	—	32	7,617	1	64	34	4,339	40	194
5 to 9 cows	181		1,217		454,050		169	6	5,905	163	89,996	4	383	165	23,150	180	1,430
10 to 14 cows	70	107	786	1,334	277,284	502,711	69	4	9,025	67	60,262	1	208	65	10,224	69	825
15 to 19 cows	16		260		101,670		16	1	2,000	16	24,817	—	—	16	2,986	16	269
20 cows and over	9	11	228	279	100,978	120,841	9	4	66,270	8	8,490	1	139	7	1,157	9	246
Tripp																	
Total	1,268	1,711	8,867	11,918	3,134,581	5,227,233	1,067	23	42,776	1,044	688,897	29	8,400	1,139	143,750	1,298	10,164
None	xxx	xxx	xxx	xxx	xxx	xxx	xxx	xxx	xxx	xxx	xxx	xxx	xxx	xxx	xxx	53	210
1 cow	86	275	86	436	31,317	193,626	5	1	100	4	130	—	—	45	2,983	79	145
2 cows	106		212		65,641		46	1	150	45	5,301	2	100	88	8,190	101	318
3 cows	104		312		105,534		70	1	225	67	15,102	2	150	92	10,097	103	399
4 cows	126	1,005	504	5,759	168,507	2,574,023	114	3	2,278	112	31,848	3	279	108	11,897	123	588
5 to 9 cows	533		3,632		1,273,855		521	2	2,760	517	295,950	13	1,873	509	61,890	529	4,240
10 to 14 cows	224	398	2,507	4,972	904,555	2,162,290	224	7	10,363	218	215,589	6	3,260	213	33,595	223	2,654
15 to 19 cows	61		980		347,752		61	5	11,200	56	74,109	2	2,570	60	11,248	61	1,026
20 to 29 cows	23	33	526	751	189,620	297,294	23	2	3,200	23	43,868	—	—	22	3,444	23	486
30 to 49 cows	3	—	108	—	47,800	—	3	1	12,500	2	7,200	1	168	2	406	3	118
Turner																	
Total	1,730	1,900	11,451	11,395	5,406,750	5,377,125	1,661	46	172,352	1,632	1,275,178	32	4,432	1,122	141,599	1,756	12,884
None	xxx	xxx	xxx	xxx	xxx	xxx	xxx	xxx	xxx	xxx	xxx	xxx	xxx	xxx	xxx	40	169
1 cow	57	242	57	395	25,498	178,490	24	1	180	20	2,566	4	261	22	2,066	53	129
2 cows	99		198		91,686		62	3	1,668	79	14,801	2	150	69	7,264	95	306
3 cows	127		381		186,087		122	4	3,097	117	39,064	3	260	86	9,534	124	503
4 cows	199	1,412	796	8,042	368,714	3,794,001	193	2	400	193	82,649	4	535	122	14,359	198	970
5 to 9 cows	957		6,501		3,018,160		949	14	28,960	940	750,840	16	2,646	626	77,741	955	7,200
10 to 14 cows	249	238	2,779	2,787	1,309,350	1,341,483	249	10	49,967	245	305,648	3	580	172	28,478	249	2,873
15 to 19 cows	30		472		231,555		30	9	43,955	27	46,070	—	—	17	2,908	30	454
20 cows and over	12	8	267	171	175,700	63,151	12	3	44,125	11	35,540	—	—	8	1,249	12	280
Union																	
Total	1,544	1,435	8,147	8,542	3,487,573	4,185,047	1,199	204	775,797	1,000	625,559	30	7,033	548	79,311	1,362	9,269
None	xxx	xxx	xxx	xxx	xxx	xxx	xxx	xxx	xxx	xxx	xxx	xxx	xxx	xxx	xxx	27	83
1 cow	89	233	89	379	41,782	186,617	20	4	951	15	1,396	1	80	37	3,147	85	143
2 cows	101		202		84,564		60	5	4,350	52	9,353	4	953	42	5,279	98	244
3 cows	102		306		123,617		87	10	12,080	75	21,007	4	348	51	7,160	101	374
4 cows	183	1,000	732	5,475	299,207	2,658,803	174	17	31,831	157	63,544	2	157	79	9,219	182	860
5 to 9 cows	676		4,420		1,798,845		666	106	302,230	566	358,382	18	4,815	283	43,066	676	4,981
10 to 14 cows	156	186	1,727	2,260	729,311	1,120,231	155	41	176,426	118	152,141	1	700	48	9,744	156	1,851
15 to 19 cows	25		401		226,447		25	13	129,309	12	22,917	—	—	5	960	25	431
20 cows and over	12	16	270	428	183,800	219,398	12	8	118,620	5	16,819	—	—	3	736	12	302
Walworth																	
Total	544	647	3,575	5,250	1,323,767	2,326,427	503	31	45,457	481	298,230	27	4,211	481	54,614	543	4,286
None	xxx	xxx	xxx	xxx	xxx	xxx	xxx	xxx	xxx	xxx	xxx	xxx	xxx	xxx	xxx	11	37
1 cow	26	55	26	91	9,159	41,605	6	2	250	5	286	—	—	17	883	25	41
2 cows	40		80		29,826		28	3	975	24	4,557	3	194	27	1,985	37	125
3 cows	33		99		33,434		30	1	80	28	5,409	2	110	27	2,372	32	145
4 cows	47	398	188	2,478	74,083	1,148,216	45	1	730	44	14,093	3	220	41	4,717	46	233
5 to 9 cows	296		1,970		713,578		292	13	14,950	283	165,062	14	2,672	280	30,801	294	2,393
10 to 14 cows	88	194	978	2,681	370,314	1,136,606	88	9	17,372	84	87,695	5	1,015	77	12,123	86	1,068
15 cows and over	14		254		93,375		14	2	11,100	13	21,128	—	—	12	1,753	14	244
Washabaugh																	
Total	224	248	1,134	1,378	386,113	561,025	141	8	3,182	134	60,232	10	942	178	20,638	220	1,243
None	xxx	xxx	xxx	xxx	xxx	xxx	xxx	xxx	xxx	xxx	xxx	xxx	xxx	xxx	xxx	10	20
1 cow	36	71	36	110	11,397	43,865	4	1	180	3	981	—	—	20	895	29	75
2 cows	46		92		25,610		11	—	—	9	1,410	2	120	52	3,030	43	119
3 cows	17		51		12,695		8	1	1,326	7	1,403	—	—	13	1,032	16	59
4 cows	17	143	68	816	22,555	331,570	12	—	—	10	3,270	2	176	15	1,500	17	79
5 to 9 cows	83		545		176,546		81	2	810	81	52,131	3	328	73	9,466	80	564
10 to 14 cows	16	34	186	452	75,135	185,590	16	4	866	15	9,115	3	318	16	5,090	16	187
15 cows and over	9		156		62,575		9	—	—	9	11,922	—	—	9	1,625	9	142
Washington																	
Total	102	107	282	472	86,809	181,987	16	3	3,340	13	9,121	2	110	50	5,700	102	304
None	xxx	xxx	xxx	xxx	xxx	xxx	xxx	xxx	xxx	xxx	xxx	xxx	xxx	xxx	xxx	2	3
1 cow	33	52	33	76	9,896	22,650	1	—	—	—	—	1	10	11	841	32	43
2 cows	32		64		15,901		2	—	—	2	87	—	—	15	1,080	31	64
3 cows	16		48		17,032		1	—	—	1	240	—	—	7	989	16	44
4 cows	4	55	16	396	5,280	159,317	—	—	—	—	—	—	—	4	487	4	16
5 cows and over	17		121		38,700		12	3	3,340	10	8,794	1	100	13	2,303	17	134

TABLE 19.—COWS MILKED AND MILK PRODUCED, 1939 AND 1929; DAIRY PRODUCTS SOLD AND BUTTER CHURNED, 1939; AND COWS KEPT FOR MILK APR. 1, 1940; BY NUMBER OF COWS MILKED, BY COUNTIES—Continued

(For explanation and definitions, see text)

STATE OR COUNTY AND NUMBER OF COWS MILKED	COWS MILKED				MILK PRODUCED (GALLONS)		DAIRY PRODUCTS SOLD, 1939							BUTTER CHURNED ON FARMS, 1939		COWS KEPT MAINLY FOR MILK PRODUCTION, APR. 1, 1940	
	Farms reporting		Number					Whole milk sold		Cream sold		Butter sold					
	1939	1929	1939	1929	1939	1929	Farms reporting	Farms reporting	Gallons	Farms reporting	Pounds of butterfat	Farms reporting	Pounds	Farms reporting	Pounds	Farms reporting	Number
SOUTH DAKOTA—Con.																	
Yankton																	
Total	1,328	1,479	7,452	7,935	3,002,217	3,884,278	1,143	131	502,761	1,013	568,638	49	10,296	865	108,003	1,329	8,949
None	xxx	xxx	xxx	xxx	xxx	xxx	xxx	xxx	xxx	xxx	xxx	xxx	xxx	xxx	xxx	29	121
1 cow	122	321	122	524	55,514	277,899	25	7	1,188	18	2,249	3	79	62	3,864	110	181
2 cows	154		308		126,218		97	8	3,294	82	14,287	10	1,235	103	11,243	152	443
3 cows	119		357		140,669		105	9	9,190	92	22,774	5	788	75	8,547	118	599
4 cows	169	1,000	676	5,250	264,385	2,498,236	162	13	14,290	150	52,922	7	1,556	108	12,744	168	845
5 to 9 cows	611		4,017		1,543,462		601	74	170,413	535	325,716	20	4,788	412	52,494	600	4,603
10 to 14 cows	130	141	1,461	1,693	553,757	785,503	130	14	86,725	118	127,748	3	1,100	87	15,688	129	1,603
15 to 19 cows	17		288		95,615		17	2	10,700	16	21,666	-----	-------	13	2,026	17	297
20 cows and over	6	17	245	468	224,597	322,640	6	4	206,961	2	3,276	1	750	3	1,597	6	257
Ziebach																	
Total	317	551	1,523	3,919	477,522	1,668,732	188	15	7,321	175	85,867	19	1,551	236	25,482	307	1,809
None	xxx	xxx	xxx	xxx	xxx	xxx	xxx	xxx	xxx	xxx	xxx	xxx	xxx	xxx	xxx	13	55
1 cow	66	120	68	174	20,936	78,938	1	-----	----------	-----	----------	1	20	17	1,110	56	110
2 cows	51		102		35,547		15	2	746	12	1,769	3	108	32	2,890	48	155
3 cows	26		78		26,113		12	1	91	11	1,951	1	10	22	2,310	26	103
4 cows	32	249	128	1,479	40,312	633,547	27	3	660	23	4,932	4	476	32	2,756	29	133
5 to 9 cows	101		655		204,349		94	8	5,515	91	42,029	4	606	97	11,236	96	764
10 to 14 cows	30	162	336	2,286	102,505	956,247	30	1	309	29	23,648	4	285	29	4,216	30	347
15 cows and over	9		156		47,760		9	-----	----------	9	11,538	2	48	7	964	9	144
TENNESSEE																	
Total	195,157	183,928	508,081	442,063	204,564,296	181,789,691	79,108	27,941	64,508,519	28,337	8,936,922	31,273	4,638,029	174,066	27,615,071	194,221	549,397
None	xxx	xxx	xxx	xxx	xxx	xxx	xxx	xxx	xxx	xxx	xxx	xxx	xxx	xxx	xxx	5,264	10,382
1 cow	92,495	141,666	92,495	190,037	40,789,680	79,209,745	17,918	3,108	518,341	5,282	476,551	11,332	841,041	85,473	10,646,412	87,982	107,992
2 cows	52,630		105,260		39,896,556		22,088	4,660	1,624,634	8,957	1,405,285	11,000	1,198,329	48,585	8,453,567	51,638	113,704
3 cows	17,927		53,781		19,474,460		11,114	3,423	2,286,572	4,910	1,186,397	3,974	637,892	15,954	3,129,908	17,672	56,175
4 cows	9,970	36,862	39,880	161,377	14,193,551	60,640,887	7,573	3,057	2,960,095	3,293	1,113,660	2,049	425,558	8,424	1,696,947	9,846	41,209
5 to 9 cows	15,328		96,891		35,349,526		13,623	8,144	15,177,987	4,602	2,654,938	2,089	674,963	11,635	2,298,536	15,099	98,028
10 to 14 cows	3,745	4,086	42,552	51,053	16,627,409	21,911,681	3,734	2,883	10,756,393	818	993,570	335	216,886	2,417	522,149	3,697	42,482
15 to 19 cows	1,312		21,474		9,077,474		1,309	1,077	6,581,487	246	471,590	112	96,766	754	197,995	1,295	21,440
20 to 29 cows	1,019	848	23,302	19,203	10,957,270	9,544,481	1,019	896	8,875,709	148	375,971	92	133,619	520	205,726	1,007	24,101
30 to 49 cows	553	360	19,727	12,696	10,605,285	6,534,350	553	524	9,221,468	65	184,420	78	147,334	242	181,350	545	20,849
50 to 74 cows	126	73	7,191	4,017	4,162,099	2,158,825	125	118	3,659,092	12	65,940	16	68,492	35	79,487	124	7,577
75 to 99 cows	24	15	1,974	1,265	1,225,078	626,616	24	24	1,022,440	2	2,400	6	55,499	15	57,420	24	2,089
100 cows and over	28	18	3,554	2,415	2,205,908	1,163,106	28	27	1,824,301	2	8,200	10	141,850	12	145,574	28	3,569
Anderson																	
Total	1,502	1,142	3,946	2,370	1,905,042	1,063,989	640	210	823,223	143	54,699	456	63,344	1,348	241,026	1,491	4,156
None	xxx	xxx	xxx	xxx	xxx	xxx	xxx	xxx	xxx	xxx	xxx	xxx	xxx	xxx	xxx	37	43
1 cow	814	903	814	1,220	366,383	542,110	215	64	6,660	16	1,302	190	16,191	755	108,971	775	928
2 cows	376		752		276,749		195	46	10,151	37	5,594	156	17,726	336	66,361	371	801
3 cows	151		453		159,067		91	24	5,935	35	6,477	61	14,020	134	33,091	151	495
4 cows	57	227	228	866	74,520	390,644	42	12	6,985	19	6,014	22	3,490	47	10,900	55	248
5 to 9 cows	48		295		106,645		41	13	11,202	20	11,702	21	5,078	33	10,506	46	304
10 to 14 cows	10	9	118	105	66,908	52,635	10	6	37,775	1	1,200	4	6,310	6	6,973	10	111
15 to 19 cows	10		162		99,640		10	9	93,815	6	2,900	2	308	7	785	10	154
20 to 29 cows	9	-----	221	------	139,477	----------	9	9	111,145	-----	----------	-----	-------	7	1,150	9	233
30 cows and over	27	3	903	179	615,653	78,600	27	27	539,555	9	18,510	3	221	25	2,289	27	859
Bedford																	
Total	2,424	2,338	12,907	10,194	4,577,045	3,891,022	1,649	1,209	2,977,411	391	169,731	118	12,110	1,665	164,878	2,401	13,485
None	xxx	xxx	xxx	xxx	xxx	xxx	xxx	xxx	xxx	xxx	xxx	xxx	xxx	xxx	xxx	85	280
1 cow	542	1,115	542	1,594	206,303	610,445	92	30	6,440	32	2,754	34	1,616	410	36,081	480	683
2 cows	401		802		274,130		191	88	39,852	85	12,079	29	3,170	329	35,560	377	913
3 cows	238		714		247,244		184	108	93,734	66	16,313	19	1,989	174	17,828	233	771
4 cows	223	985	892	4,999	301,652	1,621,240	195	134	142,045	60	20,197	9	1,366	158	16,100	216	908
5 to 9 cows	614		4,045		1,419,146		581	474	932,665	112	66,181	16	2,479	382	34,712	609	4,104
10 to 14 cows	261	195	2,961	2,413	977,252	956,839	261	243	778,392	21	22,142	7	630	136	14,335	259	2,934
15 to 19 cows	86		1,388		510,162		86	78	431,015	8	11,596	2	256	45	5,431	83	1,359
20 to 29 cows	45	28	982	622	366,940	266,124	45	41	299,043	6	16,469	2	604	23	5,356	45	979
30 to 49 cows	11	13	371	461	152,416	173,880	11	10	133,525	1	2,000	-----	-------	6	1,187	11	403
50 cows and over	3	2	210	105	121,800	62,494	3	3	120,700	-----	----------	-----	-------	2	288	3	151
Benton																	
Total	1,374	1,378	2,035	2,128	1,015,480	874,590	276	54	23,589	117	26,336	165	15,532	1,311	226,360	1,356	2,337
None	xxx	xxx	xxx	xxx	xxx	xxx	xxx	xxx	xxx	xxx	xxx	xxx	xxx	xxx	xxx	33	42
1 cow	918	1,250	918	1,603	510,069	721,977	118	22	1,272	30	2,701	92	5,914	880	131,365	874	1,097
2 cows	354		708		325,244		100	21	5,294	55	10,215	49	3,421	338	68,472	348	777
3 cows	55		165		70,157		28	2	770	13	2,988	16	2,987	52	13,481	54	164
4 cows	26	124	104	475	45,320	137,103	16	4	3,550	11	4,700	3	255	23	5,937	26	115
5 to 9 cows	17		93		39,620		10	3	1,753	7	4,752	2	385	15	4,075	17	93
10 to 14 cows	4	4	47	50	25,070	15,510	4	2	10,950	1	1,000	3	2,570	3	3,030	4	49
15 to 19 cows	------		------		----------		------	------	----------	------	----------	------	-------	------	----------	------	------

TABLE 19.—COWS MILKED AND MILK PRODUCED, 1939 AND 1929; DAIRY PRODUCTS SOLD AND BUTTER CHURNED, 1939; AND COWS KEPT FOR MILK APR. 1, 1940; BY NUMBER OF COWS MILKED, BY COUNTIES—Continued

(For explanation and definitions, see text)

STATE OR COUNTY AND NUMBER OF COWS MILKED	COWS MILKED				MILK PRODUCED (GALLONS)		DAIRY PRODUCTS SOLD, 1939						BUTTER CHURNED ON FARMS, 1939		COWS KEPT MAINLY FOR MILK PRODUCTION, APR. 1, 1940	
	Farms reporting		Number					Whole milk sold		Cream sold		Butter sold				
	1939	1929	1939	1929	1939	1929	Farms reporting	Farms reporting	Gallons	Farms reporting	Pounds of butterfat	Farms reporting	Pounds	Farms reporting	Pounds	Farms reporting	Number
TENNESSEE—Con.																	
Bledsoe																	
Total	812	738	1,847	2,017	642,129	679,916	121	87	216,910	1	375	59	8,577	771	115,141	805	1,947
None	xxx	xxx	xxx	xxx	xxx	xxx	xxx	xxx	xxx	xxx	xxx	xxx	xxx	xxx	xxx	25	49
1 cow	401	524	401	732	142,787	229,570	18	11	1,551	———	———	13	1,114	382	42,856	375	429
2 cows	290		580		170,782		33	15	1,783	———	———	28	1,760	277	45,846	285	603
3 cows	51		153		45,402		16	11	4,115	———	———	8	1,230	47	9,709	50	151
4 cows	19	179	76	788	19,745	243,916	7	5	2,023	———	———	4	857	18	3,965	19	78
5 to 9 cows	23		144		45,768		19	17	18,035	———	———	2	400	22	5,842	23	118
10 to 14 cows	11	32	118	404	38,095	186,455	11	11	27,550	———	———	———	———	10	1,634	11	110
15 to 19 cows	6		98		46,710		6	6	39,640	———	———	1	1,580	5	2,122	6	109
20 to 29 cows	8	1	173	25	88,325	10,850	8	8	82,303	1	375	2	858	7	1,986	8	197
30 to 49 cows	3	2	104	70	43,915	29,125	3	3	39,950	———	———	1	1,000	3	1,381	3	103
Blount																	
Total	2,527	2,001	6,378	5,372	2,681,709	2,222,785	1,206	167	702,025	182	73,939	976	210,534	2,288	511,953	2,477	7,014
None	xxx	xxx	xxx	xxx	xxx	xxx	xxx	xxx	xxx	xxx	xxx	xxx	xxx	xxx	xxx	41	65
1 cow	1,232	1,447	1,232	2,037	524,955	865,176	359	36	3,884	18	2,372	337	27,391	1,132	162,174	1,166	1,380
2 cows	740		1,480		548,044		404	34	5,091	34	6,443	360	46,177	682	143,401	724	1,561
3 cows	223		669		243,320		152	17	7,182	33	11,319	115	24,864	201	55,194	220	716
4 cows	120	488	480	2,162	170,822	808,156	93	7	4,300	32	12,391	62	19,824	107	36,760	119	516
5 to 9 cows	146		888		324,526		132	23	26,030	50	25,279	85	37,967	128	55,175	141	896
10 to 14 cows	20	51	226	639	103,214	287,743	20	11	61,335	6	6,685	4	3,920	14	5,798	20	232
15 to 19 cows	9		153		71,040		9	8	66,490	———	———	1	200	4	625	9	162
20 to 29 cows	14	7	303	157	154,449	70,760	14	10	109,269	2	1,490	5	12,191	8	13,395	14	327
30 to 49 cows	20	6	716	218	394,204	89,150	20	19	333,184	7	7,960	6	11,500	11	12,931	20	781
50 cows and over	3	2	251	159	147,135	103,800	3	2	85,260	———	———	1	26,500	1	26,500	3	378
Bradley																	
Total	1,493	1,526	4,741	4,778	2,147,161	2,153,382	765	287	1,130,203	31	13,631	551	92,210	1,314	268,033	1,492	5,268
None	xxx	xxx	xxx	xxx	xxx	xxx	xxx	xxx	xxx	xxx	xxx	xxx	xxx	xxx	xxx	32	96
1 cow	713	1,126	713	1,544	328,674	688,253	220	38	6,004	3	190	199	18,704	649	97,443	685	840
2 cows	418		836		323,861		227	33	6,872	12	2,033	206	26,268	388	85,263	416	975
3 cows	107		321		119,756		77	23	9,465	4	1,062	67	13,631	103	29,007	106	352
4 cows	55	304	220	1,389	81,003	588,513	43	20	14,960	4	1,492	29	7,774	50	15,587	54	280
5 to 9 cows	87		573		255,520		85	62	138,435	6	4,204	37	20,706	59	27,895	87	658
10 to 14 cows	55	62	644	882	312,973	392,845	55	54	268,030	1	3,650	9	1,577	35	5,875	55	608
15 to 19 cows	18		298		127,960		18	18	116,265	———	———	1	200	9	1,303	18	285
20 to 29 cows	26	23	623	539	287,254	249,761	26	25	268,732	———	———	2	2,650	15	4,658	26	700
30 cows and over	14	11	513	424	310,160	234,010	14	14	303,440	1	1,000	1	700	6	1,002	13	494
Campbell																	
Total	1,549	1,515	2,505	2,649	1,088,640	1,203,547	446	182	108,877	7	1,125	393	62,025	1,498	279,573	1,513	2,637
None	xxx	xxx	xxx	xxx	xxx	xxx	xxx	xxx	xxx	xxx	xxx	xxx	xxx	xxx	xxx	22	30
1 cow	986	1,338	986	1,812	451,790	798,902	165	60	7,266	3	175	146	12,077	955	128,167	933	1,059
2 cows	409		818		338,516		165	71	15,476	2	290	148	21,453	400	92,739	404	866
3 cows	77		231		91,609		53	19	5,825	———	———	49	10,870	75	25,607	77	257
4 cows	44	165	176	670	67,052	283,820	32	11	5,548	1	160	29	8,181	43	17,054	44	174
5 to 9 cows	26		172		79,440		24	14	13,488	1	500	20	8,244	24	14,806	26	156
10 to 14 cows	2	12	21	167	11,040	120,625	2	2	7,044	———	———	1	1,200	1	1,200	2	24
15 cows and over	5		101		58,193		5	5	54,230	———	———	———	———	———	———	5	91
Cannon																	
Total	1,680	1,448	4,454	4,276	1,422,306	1,551,815	563	447	586,793	83	25,610	59	3,426	1,548	159,231	1,685	5,002
None	xxx	xxx	xxx	xxx	xxx	xxx	xxx	xxx	xxx	xxx	xxx	xxx	xxx	xxx	xxx	56	85
1 cow	764	1,000	764	1,376	285,361	503,081	64	41	7,160	8	502	21	896	721	63,634	734	1,005
2 cows	426		852		272,803		117	80	28,519	22	2,051	19	1,278	408	48,754	414	945
3 cows	146		438		132,580		76	60	37,207	14	2,388	7	433	152	17,842	142	468
4 cows	95	366	372	1,824	108,297	622,238	63	46	38,337	17	4,640	3	290	82	9,424	91	392
5 to 9 cows	188		1,208		356,310		160	161	253,640	18	9,829	6	329	156	14,446	186	1,247
10 to 14 cows	45	75	503	911	158,530	367,646	45	41	122,885	4	6,200	2	150	35	3,631	45	544
15 to 19 cows	15		244		74,925		15	15	69,045	———	———	———	———	11	1,200	15	254
20 cows and over	3	7	75	165	35,500	58,800	3	3	30,000	———	———	1	50	3	300	2	62
Carroll																	
Total	3,083	3,196	5,788	5,456	2,425,879	2,284,126	1,635	112	43,753	1,349	267,781	322	36,508	2,777	389,530	3,041	6,518
None	xxx	xxx	xxx	xxx	xxx	xxx	xxx	xxx	xxx	xxx	xxx	xxx	xxx	xxx	xxx	78	122
1 cow	1,597	2,755	1,597	3,552	725,756	1,495,552	557	60	5,684	390	32,741	166	10,869	1,470	188,234	1,519	1,825
2 cows	912		1,824		756,178		590	31	6,570	507	75,958	102	9,845	810	123,353	897	1,943
3 cows	277		831		331,952		224	5	2,565	210	49,557	26	2,649	246	35,444	275	828
4 cows	127	421	508	1,654	189,058	656,500	119	9	5,465	108	35,485	13	3,050	119	16,927	126	523
5 to 9 cows	128		742		295,960		123	4	5,519	115	54,408	11	6,845	112	20,097	127	797
10 to 14 cows	17	18	185	211	73,970	87,449	17	2	550	15	11,222	2	2,300	16	3,930	18	156
15 to 19 cows	2		30		14,475		2	———	———	2	3,000	2	1,150	2	1,365	2	30
20 cows and over	3	2	73	59	38,550	44,625	3	1	17,400	2	5,450	———	———	2	180	3	94
Carter																	
Total	2,195	1,950	3,647	3,377	1,618,229	1,527,320	651	179	129,596	20	6,803	603	76,964	2,140	436,066	2,189	3,879
None	xxx	xxx	xxx	xxx	xxx	xxx	xxx	xxx	xxx	xxx	xxx	xxx	xxx	xxx	xxx	38	44
1 cow	1,313	1,677	1,313	2,255	652,937	1,043,645	261	67	6,012	2	280	250	17,923	1,278	209,056	1,275	1,464
2 cows	642		1,284		520,084		243	64	9,682	6	1,001	230	25,372	654	147,265	640	1,319
3 cows	150		450		178,655		85	16	6,721	3	537	76	15,942	147	45,056	148	439
4 cows	38	242	152	915	53,006	360,490	21	8	4,343	1	445	19	4,351	56	12,031	38	172
5 to 9 cows	36		220		95,710		27	11	9,982	6	2,087	20	10,516	34	17,977	36	213
10 to 14 cows	9	9	102	121	52,917	63,645	9	7	40,426	1	475	4	2,585	6	3,477	9	117
15 to 19 cows	4		64		34,330		4	4	30,830	———	———	2	125	3	576	4	52
20 to 29 cows	3	1	62	21	32,830	5,240	3	2	21,600	1	2,000	2	150	2	850	3	59
30 to 49 cows	———	———	———	———	———	———	———	———	———	———	———	———	———	———	———	———	———
50 to 74 cows	———	———	———	———	———	———	———	———	———	———	———	———	———	———	———	———	———
75 to 99 cows	———	1	———	85	———	54,300	———	———	———	———	———	———	———	———	———	———	———

TABLE 19.—COWS MILKED AND MILK PRODUCED, 1939 AND 1929; DAIRY PRODUCTS SOLD AND BUTTER CHURNED, 1939; AND COWS KEPT FOR MILK APR. 1, 1940; BY NUMBER OF COWS MILKED, BY COUNTIES—Continued

(For explanation and definitions, see text)

STATE OR COUNTY AND NUMBER OF COWS MILKED	COWS MILKED				MILK PRODUCED (GALLONS)		DAIRY PRODUCTS SOLD, 1939							BUTTER CHURNED ON FARMS, 1939		COWS KEPT MAINLY FOR MILK PRODUCTION, APR. 1, 1940	
	Farms reporting		Number					Whole milk sold		Cream sold		Butter sold					
	1939	1929	1939	1929	1939	1929	Farms reporting	Farms reporting	Gallons	Farms reporting	Pounds of butterfat	Farms reporting	Pounds	Farms reporting	Pounds	Farms reporting	Number
TENNESSEE—Con.																	
Cheatham																	
Total	978	761	1,444	1,115	655,345	504,955	391	62	12,244	119	15,427	308	31,128	959	171,864	974	1,566
None	xxx	xxx	xxx	xxx	xxx	xxx	xxx	xxx	xxx	xxx	xxx	xxx	xxx	xxx	xxx	19	33
1 cow	679	699	679	863	338,688	416,108	221	27	2,772	65	3,550	178	14,771	658	98,899	660	763
2 cows	210		420		180,121		112	20	3,849	33	3,614	87	9,833	201	48,099	207	441
3 cows	59		177		66,681		33	10	2,008	8	941	28	2,891	54	15,155	59	175
4 cows	16	62	64	252	18,765	68,847	11	2	2,015	5	754	7	1,655	15	4,171	15	54
5 to 9 cows	11		61		23,870		11	3	1,600	5	2,118	8	1,978	9	4,615	11	48
10 cows and over	3	———	43	———	27,220	———	3	———	———	3	4,450	——	———	2	725	3	52
Chester																	
Total	1,291	1,426	2,470	2,200	1,076,739	989,380	620	28	21,144	365	89,224	285	34,082	1,228	218,502	1,271	2,509
None	xxx	xxx	xxx	xxx	xxx	xxx	xxx	xxx	xxx	xxx	xxx	xxx	xxx	xxx	xxx	27	45
1 cow	643	1,291	643	1,625	313,215	752,948	199	6	574	62	6,495	144	9,809	622	88,443	605	697
2 cows	399		798		330,465		221	7	965	140	22,370	97	8,295	381	77,017	394	783
3 cows	133		399		163,213		100	7	1,665	83	18,315	23	2,883	121	23,048	131	371
4 cows	65	132	260	536	100,446	214,307	55	1	600	42	15,326	13	5,081	59	15,039	65	264
5 to 9 cows	42		257		95,300		36	4	1,540	32	18,858	7	3,014	36	7,805	40	214
10 cows and over	9	3	113	39	74,100	22,125	9	3	15,800	6	7,860	1	5,000	9	7,150	9	135
Claiborne																	
Total	2,664	2,755	5,305	4,967	1,794,842	1,926,852	776	151	231,033	144	21,655	574	65,299	2,527	400,841	2,643	5,562
None	xxx	xxx	xxx	xxx	xxx	xxx	xxx	xxx	xxx	xxx	xxx	xxx	xxx	xxx	xxx	22	33
1 cow	1,300	2,365	1,300	3,197	520,888	1,304,302	237	29	4,276	26	2,121	206	14,524	1,248	148,903	1,270	1,434
2 cows	820		1,640		538,358		267	31	8,459	56	7,563	211	22,061	784	137,397	810	1,728
3 cows	282		846		244,973		114	21	8,378	32	5,982	76	11,184	266	55,507	281	871
4 cows	131	368	524	1,427	142,419	474,125	68	16	10,340	21	5,131	44	9,340	120	30,779	131	512
5 to 9 cows	109		661		196,712		70	35	70,115	9	858	34	6,940	96	25,187	107	612
10 to 14 cows	14	18	156	238	63,097	92,845	12	12	51,470	———	———	1	50	8	1,488	14	169
15 to 19 cows	5		82		39,400		5	4	30,100	———	———	1	1,000	4	1,400	5	89
20 cows and over	3	4	96	105	48,995	55,580	3	3	47,895	———	———	1	200	1	200	3	114
Clay																	
Total	1,313	1,049	2,093	1,510	774,199	706,281	147	32	7,805	57	11,405	92	6,334	1,279	182,189	1,348	2,294
None	xxx	xxx	xxx	xxx	xxx	xxx	xxx	xxx	xxx	xxx	xxx	xxx	xxx	xxx	xxx	57	69
1 cow	829	971	829	1,224	342,639	595,419	46	15	1,860	7	577	38	2,058	806	91,655	809	955
2 cows	346		692		255,010		61	13	1,965	22	2,262	39	2,931	342	60,494	344	757
3 cows	68		204		68,420		14	1	200	10	1,541	5	495	65	14,534	68	200
4 cows	34	78	136	286	38,960	110,862	11	1	180	6	964	7	600	32	7,452	34	136
5 cows and over	36		232		69,170		15	2	3,800	12	6,061	3	250	34	8,054	36	177
Cocke																	
Total	2,639	2,297	5,334	4,778	2,232,690	1,804,886	743	407	465,364	98	26,646	299	36,457	2,514	455,771	2,625	6,075
None	xxx	xxx	xxx	xxx	xxx	xxx	xxx	xxx	xxx	xxx	xxx	xxx	xxx	xxx	xxx	33	76
1 cow	1,384	1,860	1,384	2,507	639,433	1,049,140	143	24	5,079	14	1,217	114	8,028	1,327	198,225	1,348	1,636
2 cows	748		1,496		643,959		220	97	39,554	37	5,627	108	11,822	717	154,318	742	1,692
3 cows	207		621		242,282		121	75	50,035	17	4,116	36	4,086	196	43,116	206	664
4 cows	109	396	436	1,625	170,999	556,866	88	68	72,123	8	2,109	20	3,195	105	20,306	108	487
5 to 9 cows	165		1,035		402,222		145	120	200,030	19	10,539	17	6,226	147	34,034	164	1,110
10 to 14 cows	16	34	174	421	58,045	121,055	16	13	38,043	3	3,038	2	950	12	2,314	16	207
15 to 19 cows	6		98		31,400		6	6	24,500	———	———	1	350	6	1,254	6	81
20 cows and over	4	7	90	225	44,350	77,825	4	4	36,000	———	———	1	1,800	4	2,204	4	122
Coffee																	
Total	1,904	1,662	5,098	3,999	1,802,476	1,550,629	756	477	866,599	138	46,205	249	29,818	1,629	227,824	1,879	5,284
None	xxx	xxx	xxx	xxx	xxx	xxx	xxx	xxx	xxx	xxx	xxx	xxx	xxx	xxx	xxx	68	117
1 cow	830	1,267	830	1,710	343,810	668,870	104	36	5,758	16	1,693	74	4,410	723	84,818	764	962
2 cows	518		1,036		365,467		210	103	37,693	41	7,888	100	8,951	457	69,820	501	1,064
3 cows	190		570		185,451		122	77	52,579	27	6,034	33	3,776	157	23,316	187	572
4 cows	117	339	468	1,490	139,010	555,456	89	65	50,070	18	5,645	19	1,957	103	15,383	116	451
5 to 9 cows	179		1,129		353,558		161	131	191,004	29	12,422	21	6,444	142	24,136	174	1,037
10 to 14 cows	44	48	514	581	165,245	227,278	44	41	132,120	2	1,800	1	1,980	31	5,595	43	499
15 to 19 cows	15		255		105,510		15	13	75,600	4	8,923	———	———	8	1,236	15	226
20 to 29 cows	8	5	177	104	83,930	45,800	8	8	65,910	1	2,000	1	2,300	6	3,470	8	201
30 cows and over	3	3	119	114	60,495	53,225	3	3	55,865	———	———	———	———	2	250	3	135
Crockett																	
Total	2,227	2,143	4,146	3,859	1,493,526	1,471,712	916	48	30,799	747	135,401	198	17,066	2,082	245,471	2,201	4,515
None	xxx	xxx	xxx	xxx	xxx	xxx	xxx	xxx	xxx	xxx	xxx	xxx	xxx	xxx	xxx	53	88
1 cow	1,104	1,801	1,104	2,307	425,726	919,770	207	8	1,428	147	13,143	67	4,034	1,036	108,980	1,047	1,306
2 cows	684		1,368		487,491		351	13	2,601	289	39,257	75	5,879	649	83,851	668	1,473
3 cows	237		711		254,706		186	5	3,360	167	35,157	32	4,711	223	31,472	234	709
4 cows	123	342	492	1,552	161,517	551,942	104	8	3,965	93	24,638	15	1,471	105	14,293	121	473
5 cows and over	79		471		164,086		68	14	19,447	51	23,206	9	971	69	11,895	78	466
Cumberland																	
Total	1,476	863	2,448	1,735	881,230	566,998	201	93	48,052	3	801	171	17,346	1,379	190,185	1,422	2,545
None	xxx	xxx	xxx	xxx	xxx	xxx	xxx	xxx	xxx	xxx	xxx	xxx	xxx	xxx	xxx	48	70
1 cow	906	683	906	936	428,794	353,978	75	36	4,363	———	———	68	6,064	847	101,087	853	1,045
2 cows	381		762		258,968		77	34	7,053	1	76	65	6,270	359	57,657	357	750
3 cows	109		327		88,152		22	8	2,766	1	325	19	1,913	100	18,023	96	320
4 cows	35	175	140	719	33,080	189,100	11	6	3,795	———	———	10	1,567	33	6,358	32	128
5 to 9 cows	40		243		37,925		11	4	1,570	1	400	8	1,182	38	6,085	31	165
10 cows and over	5	5	70	80	34,311	23,920	5	5	28,505	———	———	1	350	2	975	5	67

TABLE 19.—COWS MILKED AND MILK PRODUCED, 1939 AND 1929; DAIRY PRODUCTS SOLD AND BUTTER CHURNED, 1939; AND COWS KEPT FOR MILK APR. 1, 1940; BY NUMBER OF COWS MILKED, BY COUNTIES—Continued

(For explanation and definitions, see text)

STATE OR COUNTY AND NUMBER OF COWS MILKED	COWS MILKED				MILK PRODUCED (GALLONS)		DAIRY PRODUCTS SOLD, 1939							BUTTER CHURNED ON FARMS, 1939		COWS KEPT MAINLY FOR MILK PRODUCTION, APR. 1, 1940	
	Farms reporting		Number					Whole milk sold		Cream sold		Butter sold					
	1939	1929	1939	1929	1939	1929	Farms reporting	Farms reporting	Gallons	Farms reporting	Pounds of butterfat	Farms reporting	Pounds	Farms reporting	Pounds	Farms reporting	Number
TENNESSEE—Con.																	
Davidson																	
Total	2,303	2,096	13,135	14,121	6,895,709	7,096,730	1,103	459	4,303,144	266	173,025	571	332,104	1,769	547,009	2,274	13,876
None	xxx	xxx	xxx	xxx	xxx	xxx	xxx	xxx	xxx	xxx	xxx	xxx	xxx	xxx	xxx	96	276
1 cow	978	1,169	978	1,644	423,708	778,803	208	46	7,098	19	2,231	162	13,486	834	100,192	899	1,237
2 cows	587		1,134		428,361		270	65	24,075	57	16,323	192	22,042	488	83,310	539	1,289
3 cows	210		630		232,332		154	40	20,042	37	12,044	78	13,593	186	35,913	207	663
4 cows	100	552	400	2,607	144,413	1,076,583	74	26	22,777	29	12,286	37	6,573	66	16,246	97	403
5 to 9 cows	190		1,179		467,304		160	58	93,050	82	60,163	42	17,967	121	34,710	182	1,190
10 to 14 cows	49	185	572	2,471	264,203	1,177,096	48	28	127,645	21	24,798	11	5,609	21	8,536	49	584
15 to 19 cows	40		671		347,871		40	33	229,887	7	15,707	8	21,410	16	23,682	39	689
20 to 29 cows	57	80	1,360	1,850	770,282	1,049,569	57	54	672,849	4	7,705	9	18,165	14	19,673	57	1,417
30 to 49 cows	65	75	2,404	2,657	1,481,418	1,488,675	65	64	1,258,563	6	15,550	14	50,878	24	56,379	63	2,345
50 to 74 cows	25	22	1,421	1,246	849,423	716,991	25	25	712,904	1	750	7	41,193	8	43,253	24	1,433
75 to 99 cows	10	4	820	340	502,394	175,575	10	10	383,306	2	2,400	5	39,980	5	40,805	10	835
100 cows and over	12	9	1,566	1,306	984,200	653,440	12	12	750,950	1	3,090	6	81,210	6	84,310	12	1,555
Decatur																	
Total	1,167	1,261	1,774	1,720	754,260	748,337	155	39	7,749	25	2,933	124	8,154	1,128	180,333	1,159	1,786
None	xxx	xxx	xxx	xxx	xxx	xxx	xxx	xxx	xxx	xxx	xxx	xxx	xxx	xxx	xxx	19	22
1 cow	728	1,192	728	1,479	365,188	678,766	65	12	1,085	2	150	58	3,283	704	95,604	702	777
2 cows	326		652		251,192		54	12	1,580	10	790	47	2,941	314	59,658	326	624
3 cows	80		240		89,398		23	9	2,593	8	1,568	12	1,246	79	16,671	80	234
4 cows	20	69	80	241	25,902	69,571	5	3	1,460	1	115	3	330	20	4,564	20	76
5 to 9 cows	13		74		22,580		8	3	1,231	4	510	4	354	11	3,856	12	55
De Kalb																	
Total	2,209	2,098	4,247	3,978	1,604,004	1,399,690	443	229	295,650	46	10,751	206	16,380	2,096	326,561	2,146	4,666
None	xxx	xxx	xxx	xxx	xxx	xxx	xxx	xxx	xxx	xxx	xxx	xxx	xxx	xxx	xxx	67	119
1 cow	1,297	1,736	1,297	2,346	585,836	896,507	116	26	4,534	11	1,205	91	4,817	1,237	169,597	1,193	1,489
2 cows	557		1,114		414,766		112	41	13,896	14	1,663	75	6,971	536	100,591	538	1,171
3 cows	143		429		142,751		66	37	25,648	8	872	24	1,686	130	25,601	139	460
4 cows	71	343	284	1,427	81,595	432,946	37	26	21,770	5	1,490	7	591	67	10,459	70	267
5 to 9 cows	113		725		237,373		84	73	127,366	7	2,120	8	807	102	16,580	111	767
10 to 14 cows	22	17	255	205	94,133	70,237	22	21	69,558	1	3,401	—	—	19	1,866	22	259
15 to 19 cows	2		37		11,125		2	2	8,800	—	—	—	—	2	157	2	39
20 cows and over	4	—	106	—	36,425	—	4	3	24,100	—	—	1	1,508	3	1,710	4	115
Dickson																	
Total	1,867	1,629	3,269	3,206	1,417,217	1,389,929	633	131	54,586	193	54,748	452	65,118	1,771	295,278	1,850	3,401
None	xxx	xxx	xxx	xxx	xxx	xxx	xxx	xxx	xxx	xxx	xxx	xxx	xxx	xxx	xxx	51	68
1 cow	1,061	1,314	1,061	1,792	491,354	787,140	209	46	4,006	34	2,905	168	11,516	1,018	124,643	1,009	1,154
2 cows	521		1,042		428,589		229	38	5,769	68	10,137	178	22,659	493	93,788	509	1,048
3 cows	161		483		210,765		97	25	8,461	36	8,449	59	12,292	149	41,153	158	482
4 cows	57	305	228	1,277	95,922	536,544	43	7	4,731	19	6,274	30	11,570	50	20,404	57	226
5 to 9 cows	57		322		117,707		45	11	9,529	28	12,493	16	4,801	52	13,488	56	296
10 to 14 cows	7	10	82	137	41,880	66,245	7	3	15,520	4	5,990	1	300	6	1,392	7	80
15 cows and over	3		51		33,000		3	1	6,570	2	8,500	—	—	3	410	3	47
Dyer																	
Total	2,401	2,274	4,724	4,784	1,916,913	1,947,928	1,013	159	162,623	467	151,046	572	61,189	2,243	344,380	2,380	5,259
None	xxx	xxx	xxx	xxx	xxx	xxx	xxx	xxx	xxx	xxx	xxx	xxx	xxx	xxx	xxx	62	110
1 cow	1,295	1,792	1,295	2,354	581,243	992,066	269	42	3,036	50	4,341	220	12,790	1,235	158,622	1,238	1,561
2 cows	630		1,260		488,555		345	51	10,147	168	28,514	197	16,754	592	99,205	616	1,389
3 cows	228		684		253,391		178	18	10,153	111	28,696	79	10,602	204	38,175	220	667
4 cows	115	442	460	1,802	167,990	671,172	95	9	5,868	61	21,882	40	8,840	103	21,584	113	489
5 to 9 cows	111		682		260,959		104	27	40,182	63	33,575	31	11,538	94	24,151	110	687
10 to 14 cows	12	33	133	392	53,340	181,020	12	3	8,100	9	10,754	2	400	10	1,696	11	133
15 to 19 cows	4		65		25,000		4	3	3,840	3	3,026	1	40	3	412	4	60
20 cows and over	6	7	145	256	86,455	103,670	6	6	81,297	2	280	2	225	4	537	6	165
Fayette																	
Total	3,781	3,427	9,215	7,697	3,257,742	2,673,043	644	72	283,898	421	195,712	191	21,993	3,432	464,307	3,768	10,118
None	xxx	xxx	xxx	xxx	xxx	xxx	xxx	xxx	xxx	xxx	xxx	xxx	xxx	xxx	xxx	121	210
1 cow	1,539	2,647	1,539	3,706	534,661	1,183,599	27	2	250	9	665	17	503	1,402	119,226	1,454	1,759
2 cows	1,248		2,496		850,869		116	10	2,045	50	9,325	66	5,327	1,157	171,647	1,216	2,700
3 cows	435		1,305		420,620		109	10	3,350	57	14,588	47	4,703	395	79,239	425	1,422
4 cows	207	718	828	3,011	289,438	1,022,567	103	8	5,160	72	19,675	27	3,549	190	39,486	205	856
5 to 9 cows	263		1,598		551,750		200	20	24,685	167	73,225	25	4,461	221	40,337	258	1,650
10 to 14 cows	58	49	650	587	241,971	255,324	58	9	20,710	47	46,004	6	2,150	45	9,542	58	685
15 to 19 cows	14		221		89,210		14	2	8,980	12	18,315	1	750	12	3,075	14	226
20 to 29 cows	6	7	135	172	56,100	115,400	6	1	5,000	6	9,915	1	375	6	975	6	124
30 to 49 cows	8	5	291	166	176,705	79,153	8	8	164,718	—	—	1	175	4	780	8	370
50 to 74 cows	3	1	152	55	66,400	17,000	3	2	51,000	1	4,000	—	—	—	—	3	156
Fentress																	
Total	1,254	787	1,987	1,313	715,612	441,609	146	60	18,033	7	1,497	131	11,905	1,179	180,857	1,254	2,337
None	xxx	xxx	xxx	xxx	xxx	xxx	xxx	xxx	xxx	xxx	xxx	xxx	xxx	xxx	xxx	25	26
1 cow	770	692	770	949	334,528	341,595	62	20	2,820	4	853	55	3,206	720	90,883	749	911
2 cows	329		658		215,186		51	24	4,413	1	104	46	4,475	312	53,723	327	747
3 cows	98		294		85,950		17	11	2,282	1	20	16	1,572	92	21,053	98	345
4 cows	39	92	156	329	47,329	90,389	9	5	1,518	1	520	8	1,055	38	10,472	39	169
5 to 9 cows	18		109		52,619		7	2	7,000	—	—	*6	1,597	17	4,726	18	139
10 to 14 cows	—	3	—	35	—	9,645	—	—	—	—	—	—	—	—	—	—	—
15 to 19 cows	—		—		—		—	—	—	—	—	—	—	—	—	—	—

TABLE 19.—COWS MILKED AND MILK PRODUCED, 1939 AND 1929; DAIRY PRODUCTS SOLD AND BUTTER CHURNED, 1939; AND COWS KEPT FOR MILK APR. 1, 1940; BY NUMBER OF COWS MILKED, BY COUNTIES—Continued

(For explanation and definitions, see text)

STATE OR COUNTY AND NUMBER OF COWS MILKED	COWS MILKED				MILK PRODUCED (GALLONS)		DAIRY PRODUCTS SOLD, 1939							BUTTER CHURNED ON FARMS, 1939		COWS KEPT MAINLY FOR MILK PRODUCTION, APR. 1, 1940	
	Farms reporting		Number					Whole milk sold		Cream sold		Butter sold					
	1939	1929	1939	1929	1939	1929	Farms reporting	Farms reporting	Gallons	Farms reporting	Pounds of butterfat	Farms reporting	Pounds	Farms reporting	Pounds	Farms reporting	Number
TENNESSEE—Con.																	
Franklin																	
Total	1,992	1,945	5,863	4,798	2,455,053	1,877,125	862	233	330,961	470	265,239	248	36,310	1,735	257,645	1,973	6,361
None	xxx	xxx	xxx	xxx	xxx	xxx	xxx	xxx	xxx	xxx	xxx	xxx	xxx	xxx	xxx	69	134
1 cow	794	1,396	794	1,905	367,671	751,184	115	21	3,870	26	2,927	77	6,199	734	85,789	729	955
2 cows	490		980		393,087		182	37	14,595	83	12,189	78	7,581	457	71,597	474	1,133
3 cows	231		693		277,500		137	39	24,605	73	18,775	31	5,013	204	36,213	229	741
4 cows	134	501	536	2,211	218,032	828,662	108	33	32,617	66	25,804	18	3,062	105	17,214	131	581
5 to 9 cows	253		1,613		667,025		230	66	104,885	159	111,406	33	8,695	198	34,321	253	1,631
10 to 14 cows	63	40	706	505	286,668	220,249	63	23	53,294	45	55,014	6	3,310	43	9,155	62	676
15 to 19 cows	17		286		129,920		17	8	39,480	13	22,624	5	2,450	12	3,186	17	303
20 cows and over	10	8	255	179	115,150	77,030	10	6	57,615	5	16,500	-----	-------	2	170	9	207
Gibson																	
Total	5,007	5,040	10,309	9,872	4,457,902	4,495,981	2,908	195	264,078	2,415	598,081	482	53,400	4,786	520,119	4,959	11,318
None	xxx	xxx	xxx	xxx	xxx	xxx	xxx	xxx	xxx	xxx	xxx	xxx	xxx	xxx	xxx	89	135
1 cow	2,368	4,025	2,368	5,337	1,074,784	2,457,816	784	58	8,074	541	49,575	236	18,237	2,278	228,829	2,271	2,895
2 cows	1,514		3,028		1,272,010		1,102	50	18,844	949	157,859	167	18,412	1,445	164,790	1,489	3,327
3 cows	543		1,629		672,926		473	27	18,140	435	114,865	40	6,354	527	59,375	535	1,654
4 cows	300	981	1,200	4,033	499,414	1,794,763	273	18	17,687	246	95,612	21	5,229	279	33,104	295	1,241
5 to 9 cows	237		1,401		598,631		231	20	28,507	215	139,274	12	2,685	226	26,808	235	1,361
10 to 14 cows	28	29	310	359	152,793	164,000	28	11	56,179	19	25,916	2	210	20	3,163	28	279
15 to 19 cows	6		94		45,170		6	3	14,700	5	8,580	1	96	5	680	6	102
20 cows and over	11	5	279	143	142,174	79,402	11	8	101,947	5	6,400	3	2,177	6	3,370	11	324
Giles																	
Total	3,713	3,756	17,915	10,899	7,135,800	4,198,647	2,404	2,035	4,988,939	209	129,535	234	25,041	3,179	409,751	3,700	19,552
None	xxx	xxx	xxx	xxx	xxx	xxx	xxx	xxx	xxx	xxx	xxx	xxx	xxx	xxx	xxx	86	323
1 cow	1,114	2,578	1,114	3,462	435,721	1,313,402	183	74	18,269	23	1,729	98	5,494	1,008	110,286	1,043	1,503
2 cows	617		1,234		477,213		321	225	109,795	41	5,482	62	5,903	553	79,223	601	1,443
3 cows	324		972		370,803		279	239	188,124	27	6,345	24	4,050	281	37,327	320	1,008
4 cows	290	990	1,160	4,731	431,622	1,722,460	270	242	269,915	22	8,403	13	1,170	235	31,218	287	1,263
5 to 9 cows	880		5,826		2,228,135		863	798	1,682,290	64	40,055	21	5,565	739	96,816	877	6,072
10 to 14 cows	285	155	3,276	1,904	1,245,133	762,620	285	271	1,050,356	15	18,581	8	1,459	227	34,509	283	3,389
15 to 19 cows	124		2,022		839,525		124	114	699,143	10	23,540	5	730	85	12,664	124	2,107
20 to 29 cows	58	25	1,302	556	524,531	274,035	58	53	448,968	5	14,400	2	580	38	6,098	58	1,390
30 to 49 cows	18	8	619	246	261,117	126,130	18	17	230,099	1	3,000	-----	-------	12	1,510	18	704
50 cows and over	3	------	390	------	322,000	----------	3	2	292,000	1	8,000	1	90	1	100	3	350
Grainger																	
Total	1,980	1,770	4,289	3,174	1,554,763	1,146,172	985	166	263,605	155	32,629	743	75,162	1,846	312,622	1,949	4,386
None	xxx	xxx	xxx	xxx	xxx	xxx	xxx	xxx	xxx	xxx	xxx	xxx	xxx	xxx	xxx	30	66
1 cow	1,007	1,501	1,007	1,995	411,871	737,762	360	6	1,204	37	3,042	334	23,538	942	126,898	961	1,119
2 cows	525		1,050		379,841		282	15	3,613	46	6,538	241	24,162	503	96,941	519	1,112
3 cows	198		594		208,393		133	31	20,126	23	4,592	94	13,015	188	40,612	194	594
4 cows	75	258	300	1,026	94,065	352,600	57	19	18,387	18	4,290	26	4,726	68	14,925	72	268
5 to 9 cows	143		875		300,373		119	67	110,780	29	12,167	37	7,747	119	26,221	141	788
10 to 14 cows	21	9	231	99	80,385	33,810	21	19	60,545	2	2,000	7	844	15	2,586	21	204
15 to 19 cows	7		114		34,460		7	5	17,950	------	----------	3	1,125	7	2,974	7	116
20 cows and over	4	2	118	54	45,375	22,000	4	4	31,000	------	----------	1	5	4	1,465	4	119
Greene																	
Total	4,944	4,488	16,970	13,114	6,139,100	4,792,453	3,040	2,308	3,181,962	309	67,754	638	58,970	4,285	543,689	4,934	17,822
None	xxx	xxx	xxx	xxx	xxx	xxx	xxx	xxx	xxx	xxx	xxx	xxx	xxx	xxx	xxx	68	126
1 cow	1,410	2,732	1,410	3,950	569,300	1,485,544	331	110	23,705	41	4,680	202	9,614	1,250	135,910	1,354	1,572
2 cows	1,239		2,478		899,770		679	428	191,934	104	13,574	208	16,665	1,099	139,563	1,225	2,665
3 cows	691		2,073		743,536		528	406	282,512	57	11,085	105	13,260	596	84,194	690	2,217
4 cows	486	1,606	1,944	7,176	695,917	2,549,013	428	357	354,755	49	18,709	52	7,081	416	54,452	485	2,038
5 to 9 cows	879		5,650		1,969,621		835	771	1,283,726	53	16,167	62	8,700	736	100,306	876	5,845
10 to 14 cows	165	133	1,837	1,583	611,245	562,486	165	162	477,911	2	804	6	1,340	131	18,742	162	1,771
15 to 19 cows	49		815		311,412		49	49	266,537	1	40	1	500	41	6,934	49	786
20 to 29 cows	15	16	336	375	134,961	186,410	15	15	114,414	1	2,549	1	60	12	1,436	15	330
30 cows and over	10	1	427	30	203,338	9,000	10	10	186,468	1	146	1	1,750	4	2,152	10	472
Grundy																	
Total	518	421	928	804	302,176	262,630	149	54	33,498	21	2,342	107	6,799	477	66,502	490	1,014
None	xxx	xxx	xxx	xxx	xxx	xxx	xxx	xxx	xxx	xxx	xxx	xxx	xxx	xxx	xxx	7	8
1 cow	287	355	287	468	119,387	176,345	50	19	1,803	4	254	38	1,798	266	30,402	256	329
2 cows	153		306		88,381		57	16	4,150	13	1,422	41	1,948	140	21,467	149	324
3 cows	37		111		26,248		18	4	495	2	258	15	1,119	35	6,357	37	132
4 cows	21	66	84	336	23,020	86,285	10	4	3,105	2	410	6	348	18	3,355	21	84
5 cows and over	20		140		45,140		14	11	23,945	------	----------	7	1,586	18	4,921	20	137
Hamblen																	
Total	1,485	1,230	4,400	3,527	1,615,538	1,499,063	655	346	582,924	193	42,484	162	46,699	1,246	205,496	1,481	4,687
None	xxx	xxx	xxx	xxx	xxx	xxx	xxx	xxx	xxx	xxx	xxx	xxx	xxx	xxx	xxx	38	101
1 cow	608	823	608	1,131	236,303	489,821	94	23	3,483	27	2,129	51	3,129	528	62,735	582	735
2 cows	392		784		296,583		171	50	21,902	84	10,599	51	7,600	349	58,508	379	821
3 cows	138		414		143,572		95	51	29,510	26	4,786	25	4,923	112	21,276	136	426
4 cows	101	355	404	1,569	149,125	638,322	76	40	42,316	25	9,117	18	5,949	85	17,634	100	414
5 to 9 cows	187		1,155		408,055		161	131	216,282	25	10,403	12	4,008	137	20,596	187	1,197
10 to 14 cows	38	39	422	475	147,191	197,805	37	31	102,351	5	4,650	2	990	25	3,825	38	376
15 to 19 cows	6		98		38,915		6	6	31,160	------	----------	1	300	2	500	6	101
20 to 29 cows	9	9	200	197	66,150	102,415	9	8	57,585	1	800	-----	-------	6	597	9	201
30 cows and over	6	4	315	155	129,644	70,700	6	6	78,335	------	----------	2	19,800	2	19,825	6	315

TABLE 19.—COWS MILKED AND MILK PRODUCED, 1939 AND 1929; DAIRY PRODUCTS SOLD AND BUTTER CHURNED, 1939; AND COWS KEPT FOR MILK APR. 1, 1940; BY NUMBER OF COWS MILKED, BY COUNTIES—Continued

(For explanation and definitions, see text)

STATE OR COUNTY AND NUMBER OF COWS MILKED	COWS MILKED				MILK PRODUCED (GALLONS)		DAIRY PRODUCTS SOLD, 1939							BUTTER CHURNED ON FARMS 1939		COWS KEPT MAINLY FOR MILK PRODUCTION, APR. 1, 1940	
	Farms reporting		Number					Whole milk sold		Cream sold		Butter sold					
	1939	1929	1939	1929	1939	1929	Farms reporting	Farms reporting	Gallons	Farms reporting	Pounds of butterfat	Farms reporting	Pounds	Farms reporting	Pounds	Farms reporting	Number
TENNESSEE—Con.																	
Hamilton																	
Total	1,532	1,733	4,115	4,487	2,071,402	2,332,210	581	243	883,080	9	8,087	485	125,685	1,423	346,249	1,582	4,762
None	xxx	xxx	xxx	xxx	xxx	xxx	xxx	xxx	xxx	xxx	xxx	xxx	xxx	xxx	xxx	96	146
1 cow	921	1,383	921	1,870	459,449	920,534	237	98	15,510	1	30	199	17,748	855	128,017	885	1,102
2 cows	378		756		301,985		174	60	16,397	2	5	158	20,064	365	89,235	369	822
3 cows	91		273		108,837		47	10	3,840	-----	-----	47	9,563	89	29,895	91	290
4 cows	40	285	160	1,254	59,207	651,985	30	11	4,797	-----	-----	29	7,925	40	17,024	39	176
5 to 9 cows	47		298		132,905		38	19	36,558	2	1,596	28	14,871	39	22,190	47	337
10 to 14 cows	16		189		96,099		16	11	42,433	-----	-----	12	14,909	14	17,011	16	186
15 to 19 cows	4	37	65	478	35,425	260,800	4	3	26,500	-----	-----	2	2,450	4	3,090	4	67
20 to 29 cows	14	16	350	369	215,256	199,186	14	11	150,020	1	2,400	5	20,157	8	20,922	14	387
30 to 49 cows	11	8	431	281	266,090	156,070	11	10	218,825	1	1,096	4	14,350	6	14,650	11	487
50 cows and over	10	4	692	235	396,149	143,635	10	10	368,200	2	2,960	1	3,650	3	4,215	10	762
Hancock																	
Total	1,549	1,353	2,678	2,360	839,442	795,543	307	9	4,352	3	650	300	22,409	1,518	227,001	1,527	2,849
None	xxx	xxx	xxx	xxx	xxx	xxx	xxx	xxx	xxx	xxx	xxx	xxx	xxx	xxx	xxx	22	31
1 cow	795	1,136	795	1,554	286,277	581,141	93	3	182	-----	-----	93	4,908	771	77,533	765	934
2 cows	532		1,064		332,065		136	2	925	-----	-----	134	9,455	528	92,264	527	1,087
3 cows	136		408		120,270		39	1	45	1	300	37	3,395	134	32,860	130	397
4 cows	54	217	216	806	55,735	214,402	22	1	200	-----	-----	21	1,926	53	14,103	52	207
5 cows and over	32		195		45,095		17	2	3,000	2	350	15	2,725	32	10,241	31	193
Hardeman																	
Total	2,340	2,365	5,974	5,130	2,307,312	1,715,410	789	63	148,498	560	174,659	282	25,817	2,223	414,309	2,341	6,546
None	xxx	xxx	xxx	xxx	xxx	xxx	xxx	xxx	xxx	xxx	xxx	xxx	xxx	xxx	xxx	63	89
1 cow	853	1,835	853	2,535	364,992	834,410	100	6	583	31	3,519	74	4,020	811	111,036	811	1,028
2 cows	745		1,490		591,183		203	11	2,582	134	19,692	90	6,445	722	147,002	735	1,611
3 cows	288		864		317,597		148	5	766	114	20,696	46	4,571	271	58,770	282	932
4 cows	192	505	768	2,130	267,090	706,384	120	10	3,410	101	27,390	28	3,342	179	41,014	191	807
5 to 9 cows	219		1,341		466,918		175	20	17,935	147	67,811	35	5,005	204	47,018	216	1,344
10 to 14 cows	32	23	360	272	129,585	97,680	32	7	15,355	26	19,039	8	1,359	28	7,028	32	336
15 to 19 cows	6		93		39,365		6	1	5,035	5	9,892	1	1,075	5	2,029	6	117
20 to 29 cows	2	3	45	73	23,300	30,250	2	-----	----------	2	6,620	-----	--------	2	306	2	56
30 cows and over	3	1	160	120	107,282	46,686	3	3	104,632	------	----------	-----	--------	1	106	3	226
Hardin																	
Total	1,812	1,892	2,637	2,547	1,077,311	1,060,852	376	91	32,908	39	5,822	323	30,289	1,768	315,960	1,797	2,741
None	xxx	xxx	xxx	xxx	xxx	xxx	xxx	xxx	xxx	xxx	xxx	xxx	xxx	xxx	xxx	38	45
1 cow	1,221	1,795	1,221	2,158	577,704	946,282	214	41	3,186	12	975	194	14,880	1,192	177,858	1,177	1,355
2 cows	464		928		335,001		109	28	4,079	18	2,810	89	8,906	452	97,817	455	899
3 cows	88		264		91,866		36	15	5,173	6	1,571	25	3,453	86	26,320	88	263
4 cows	25	96	100	349	27,885	88,550	10	4	420	2	216	9	1,745	24	8,750	25	74
5 to 9 cows	11		64		16,955		5	1	50	1	250	5	807	11	4,265	11	61
10 cows and over	3	1	60	40	27,900	26,000	2	2	20,000	------	----------	1	500	3	950	3	44
Hawkins																	
Total	3,377	2,998	8,654	7,478	2,930,020	2,667,216	1,399	502	723,902	427	102,632	552	51,555	3,058	425,893	3,344	9,261
None	xxx	xxx	xxx	xxx	xxx	xxx	xxx	xxx	xxx	xxx	xxx	xxx	xxx	xxx	xxx	42	76
1 cow	1,366	2,173	1,366	3,028	508,147	1,154,395	232	22	3,793	49	3,880	165	9,629	1,268	132,684	1,315	1,554
2 cows	1,026		2,052		702,617		442	93	37,273	160	20,394	213	16,518	958	143,049	1,012	2,204
3 cows	390		1,170		396,061		233	89	46,020	86	19,932	74	7,519	350	58,348	384	1,212
4 cows	202	743	808	3,189	268,246	1,076,112	150	71	65,377	55	14,825	33	3,990	173	28,474	202	871
5 to 9 cows	318		1,943		580,160		267	167	229,558	65	28,513	55	7,927	262	50,028	315	1,975
10 to 14 cows	39	65	450	807	141,645	261,309	39	29	77,873	10	10,818	6	890	26	4,582	39	460
15 to 19 cows	15		242		80,380		15	12	58,680	1	3,022	2	872	7	1,844	14	205
20 to 29 cows	10	12	236	266	82,300	91,975	10	8	56,100	1	1,248	3	3,950	8	5,308	10	256
30 to 49 cows	11	4	387	138	160,464	76,425	11	11	149,228	------	----------	1	260	6	1,576	11	448
50 to 74 cows	--------	1	------	50	----------	27,000	------	------	----------	------	----------	------	--------	------	----------	------	------
Haywood																	
Total	2,999	2,850	5,871	5,441	1,967,397	1,938,594	614	85	81,203	322	73,318	279	28,397	2,853	367,763	2,979	6,294
None	xxx	xxx	xxx	xxx	xxx	xxx	xxx	xxx	xxx	xxx	xxx	xxx	xxx	xxx	xxx	91	119
1 cow	1,448	2,366	1,448	3,224	512,947	1,111,606	88	14	1,423	20	1,257	61	5,579	1,397	123,752	1,371	1,616
2 cows	958		1,916		642,158		209	29	4,163	93	8,805	114	9,683	926	138,013	937	2,017
3 cows	318		954		302,992		126	10	3,848	81	12,917	47	5,831	293	56,198	308	965
4 cows	131	461	524	1,854	169,026	606,163	70	11	5,159	40	11,893	26	3,430	118	24,995	131	570
5 to 9 cows	124		745		223,924		101	12	13,253	76	27,768	27	5,118	103	21,886	121	717
10 to 14 cows	12	23	134	383	50,550	220,825	12	3	15,657	9	5,948	4	756	11	2,469	12	121
15 cows and over	8		150		65,800		8	6	37,700	3	4,730	-----	--------	5	450	8	169
Henderson																	
Total	2,506	2,505	3,600	3,301	1,641,280	1,558,469	904	84	18,646	561	70,546	455	34,451	2,182	454,197	2,307	3,873
None	xxx	xxx	xxx	xxx	xxx	xxx	xxx	xxx	xxx	xxx	xxx	xxx	xxx	xxx	xxx	58	69
1 cow	1,376	2,393	1,376	2,904	728,513	1,398,092	391	33	1,717	212	14,217	208	11,872	1,317	222,729	1,323	1,585
2 cows	701		1,402		606,178		345	32	3,834	224	28,014	165	12,624	661	156,200	697	1,426
3 cows	152		456		177,142		103	10	2,851	76	14,367	34	4,315	135	33,554	152	458
4 cows	53	112	212	397	78,720	160,377	44	5	1,160	35	8,505	14	2,308	47	14,000	53	193
5 to 9 cows	21		122		34,387		18	3	4,069	13	5,743	11	1,189	19	5,004	21	104
10 to 14 cows	3	------	32	------	16,340	----------	3	1	5,015	1	1,700	3	2,143	3	2,710	3	38

TABLE 19.—COWS MILKED AND MILK PRODUCED, 1939 AND 1929; DAIRY PRODUCTS SOLD AND BUTTER CHURNED, 1939; AND COWS KEPT FOR MILK APR. 1, 1940; BY NUMBER OF COWS MILKED, BY COUNTIES—Continued

(For explanation and definitions, see text)

STATE OR COUNTY AND NUMBER OF COWS MILKED	COWS MILKED				MILK PRODUCED (GALLONS)		DAIRY PRODUCTS SOLD, 1939							BUTTER CHURNED ON FARMS, 1939		COWS KEPT MAINLY FOR MILK PRODUCTION, APR. 1, 1940	
	Farms reporting		Number					Whole milk sold		Cream sold		Butter sold					
	1939	1929	1939	1929	1939	1929	Farms reporting	Farms reporting	Gallons	Farms reporting	Pounds of butterfat	Farms reporting	Pounds	Farms reporting	Pounds	Farms reporting	Number
TENNESSEE—Con.																	
Henry																	
Total	2,925	2,666	5,089	5,791	2,702,202	2,529,405	1,631	109	217,911	1,264	290,289	584	70,102	2,537	401,756	2,903	6,280
None	xxx	xxx	xxx	xxx	xxx	xxx	xxx	xxx	xxx	xxx	xxx	xxx	xxx	xxx	xxx	77	117
1 cow	1,420	2,002	1,420	2,674	693,566	1,226,737	485	22	2,424	367	36,238	127	10,356	1,238	153,136	1,349	1,625
2 cows	866		1,732		749,730		585	19	6,500	462	80,090	141	19,994	755	130,528	851	1,746
3 cows	294		882		363,674		243	16	11,521	202	53,407	48	10,666	252	45,952	290	886
4 cows	161	630	644	2,597	258,966	1,075,208	146	9	9,449	117	41,652	32	11,005	138	29,880	157	579
5 to 9 cows	158		955		421,186		148	24	44,922	105	62,978	32	16,733	133	38,183	154	901
10 to 14 cows	13	26	149	288	65,635	130,670	13	9	39,650	6	7,930	-----	-------	11	1,112	13	153
15 to 19 cows	7		118		54,545		7	5	38,545	2	475	4	1,350	7	2,565	6	98
20 cows and over	6	8	189	232	94,900	96,790	6	5	64,900	3	7,519	-----	-------	3	400	6	177
Hickman																	
Total	1,724	1,423	3,141	2,660	1,041,141	1,019,449	390	100	41,911	78	13,193	275	26,316	1,686	280,129	1,710	3,240
None	xxx	xxx	xxx	xxx	xxx	xxx	xxx	xxx	xxx	xxx	xxx	xxx	xxx	xxx	xxx	16	22
1 cow	884	1,179	884	1,639	370,680	678,433	131	26	2,655	9	610	118	7,671	861	113,474	864	999
2 cows	546		1,092		348,098		134	25	4,180	34	3,925	90	7,343	535	97,953	543	1,167
3 cows	147		441		120,328		50	20	7,652	9	759	27	3,674	145	31,226	145	430
4 cows	81	239	324	963	87,582	318,591	39	15	8,344	12	2,503	21	4,263	80	19,735	80	303
5 to 9 cows	62		350		81,442		32	13	14,080	12	2,966	17	2,315	61	16,129	58	274
10 cows and over	4	5	50	58	33,011	22,425	4	1	5,000	2	2,430	2	1,050	4	1,612	4	45
Houston																	
Total	538	526	1,016	874	369,986	377,435	150	32	14,507	41	11,648	105	8,774	483	86,597	532	1,082
None	xxx	xxx	xxx	xxx	xxx	xxx	xxx	xxx	xxx	xxx	xxx	xxx	xxx	xxx	xxx	7	12
1 cow	286	464	286	617	125,745	254,180	50	8	743	5	290	43	2,169	256	34,693	276	334
2 cows	158		316		117,008		50	10	1,909	9	2,472	41	3,986	145	30,647	156	340
3 cows	37		111		39,627		16	2	910	6	1,180	9	844	33	8,828	37	108
4 cows	25	62	100	257	26,977	123,255	8	3	720	6	1,701	4	335	22	4,951	24	96
5 cows and over	32		203		60,634		26	9	10,225	15	6,005	8	1,440	27	7,478	32	192
Humphreys																	
Total	1,202	1,158	2,571	2,060	1,024,080	846,758	452	255	211,498	47	9,489	235	26,359	1,060	173,468	1,192	2,890
None	xxx	xxx	xxx	xxx	xxx	xxx	xxx	xxx	xxx	xxx	xxx	xxx	xxx	xxx	xxx	32	62
1 cow	534	982	534	1,367	245,005	592,091	106	39	6,816	5	300	81	5,158	487	59,184	503	667
2 cows	376		752		313,780		146	70	28,666	15	2,263	82	8,036	326	59,638	366	795
3 cows	133		399		151,350		75	52	34,496	9	1,030	32	4,645	109	24,115	132	447
4 cows	75	174	300	673	107,166	249,667	52	33	33,230	9	1,648	20	2,916	67	14,066	75	333
5 to 9 cows	73		453		154,869		62	51	73,272	8	4,198	18	5,464	62	14,825	73	455
10 cows and over	11	2	133	20	51,910	5,000	11	10	35,018	1	50	2	140	9	1,640	11	151
Jackson																	
Total	2,105	1,923	3,713	3,076	1,391,387	1,250,671	421	40	9,293	338	51,592	78	5,855	2,053	280,993	2,081	4,013
None	xxx	xxx	xxx	xxx	xxx	xxx	xxx	xxx	xxx	xxx	xxx	xxx	xxx	xxx	xxx	55	82
1 cow	1,133	1,727	1,133	2,249	518,345	974,608	107	12	923	82	7,038	21	775	1,106	124,725	1,062	1,360
2 cows	639		1,278		463,275		137	13	954	123	14,434	35	2,000	622	94,319	633	1,315
3 cows	191		573		183,573		77	8	4,546	63	9,514	12	1,633	187	33,785	190	563
4 cows	65	189	260	732	87,959	242,098	35	1	500	31	6,923	4	723	65	11,820	65	228
5 to 9 cows	74		437		127,235		42	6	2,370	36	12,683	6	726	70	15,296	73	433
10 to 14 cows	3	5	32	52	11,000	18,265	3	-----	----------	3	1,000	-----	-------	3	1,050	3	32
15 to 19 cows	-------		-------		----------		-------	-----	----------	-------	----------	-----	-------	-------	----------	-------	-------
20 to 29 cows	-------	2	-------	43	----------	15,700	-------	-----	----------	-------	----------	-----	-------	-------	----------	-------	-------
Jefferson																	
Total	1,894	1,895	5,652	5,525	2,207,356	2,234,874	850	297	826,397	381	100,554	222	84,767	1,669	228,129	1,886	6,080
None	xxx	xxx	xxx	xxx	xxx	xxx	xxx	xxx	xxx	xxx	xxx	xxx	xxx	xxx	xxx	25	57
1 cow	792	1,299	792	1,730	297,493	626,956	102	15	3,354	47	3,738	46	3,338	732	75,717	770	923
2 cows	489		978		345,542		224	27	7,550	120	18,345	89	9,910	445	62,949	484	1,152
3 cows	194		582		208,524		150	31	19,015	91	20,810	40	5,680	160	23,681	190	590
4 cows	118	494	472	2,242	172,798	858,986	94	38	35,320	43	14,435	22	4,507	98	17,842	118	502
5 to 9 cows	203		1,290		468,107		184	103	183,894	71	36,806	19	6,072	159	32,847	202	1,301
10 to 14 cows	57	88	658	1,099	266,670	503,996	57	46	153,885	7	4,720	5	4,060	45	9,201	57	659
15 to 19 cows	21		336		160,428		19	18	128,946	1	450	-----	-------	17	2,368	20	344
20 to 29 cows	13	10	301	226	148,885	138,550	13	13	136,010	-------	----------	-----	-------	10	1,818	13	295
30 to 49 cows	7	3	243	103	139,109	46,386	7	6	118,423	1	1,250	1	1,200	3	1,706	7	257
50 to 74 cows	-------	-------	-------	-------	----------	----------	-------	-----	----------	-------	----------	-----	-------	-------	----------	-------	-------
75 to 99 cows	-------	-------	-------	-------	----------	----------	-------	-----	----------	-------	----------	-----	-------	-------	----------	-------	-------
100 to 199 cows	-------	1	-------	125	----------	60,000	-------	-----	----------	-------	----------	-----	-------	-------	----------	-------	-------
Johnson																	
Total	1,532	1,423	3,302	3,112	1,181,052	1,288,787	532	131	124,266	65	27,225	375	33,781	1,387	220,834	1,525	3,620
None	xxx	xxx	xxx	xxx	xxx	xxx	xxx	xxx	xxx	xxx	xxx	xxx	xxx	xxx	xxx	26	70
1 cow	609	1,068	609	1,538	237,220	699,693	108	7	520	3	542	101	5,603	550	83,983	584	691
2 cows	553		1,106		389,468		174	27	6,636	14	2,544	144	11,833	516	83,436	546	1,137
3 cows	176		528		169,063		102	28	18,185	13	4,974	67	6,566	162	33,374	175	557
4 cows	88	336	352	1,340	120,138	512,245	58	22	19,413	9	2,823	32	5,577	79	20,498	88	373
5 to 9 cows	95		581		209,023		79	43	67,022	22	12,388	29	3,552	71	16,703	95	610
10 cows and over	11	19	126	234	56,140	76,849	11	6	12,492	4	3,954	2	650	9	2,840	11	182

TABLE 19.—COWS MILKED AND MILK PRODUCED, 1939 AND 1929; DAIRY PRODUCTS SOLD AND BUTTER CHURNED, 1939; AND COWS KEPT FOR MILK APR. 1, 1940; BY NUMBER OF COWS MILKED, BY COUNTIES—Continued

(For explanation and definitions, see text)

STATE OR COUNTY AND NUMBER OF COWS MILKED	COWS MILKED				MILK PRODUCED (GALLONS)		DAIRY PRODUCTS SOLD, 1939						BUTTER CHURNED ON FARMS, 1939		COWS KEPT MAINLY FOR MILK PRODUCTION, APR. 1, 1940	
	Farms reporting		Number					Whole milk sold		Cream sold		Butter sold				
	1939	1929	1939	1929	1939	1929	Farms reporting	Farms reporting	Gallons	Farms reporting	Pounds of butterfat	Farms reporting	Pounds	Farms reporting	Pounds	Farms reporting	Number
TENNESSEE—Con.																	
Knox																	
Total	3,725	3,031	11,797	10,383	5,371,507	5,193,816	2,088	762	2,379,196	161	88,837	1,442	394,429	3,132	766,048	3,731	12,527
None	xxx	xxx	xxx	xxx	xxx	xxx	xxx	xxx	xxx	xxx	xxx	xxx	xxx	xxx	xxx	122	292
1 cow	1,783	2,132	1,783	2,847	799,013	1,297,576	658	181	30,956	7	368	541	50,548	1,565	221,680	1,699	2,016
2 cows	965		1,930		730,892		584	148	50,430	32	6,249	479	66,493	865	173,256	940	2,093
3 cows	299		897		339,268		215	59	40,831	35	10,571	154	36,715	265	75,213	296	923
4 cows	154	664	616	3,086	221,590	1,382,258	127	37	28,797	29	14,223	81	23,753	116	40,458	154	619
5 to 9 cows	288		1,860		791,871		268	142	327,980	46	26,468	125	72,594	207	100,071	287	1,792
10 to 14 cows	106	152	1,247	1,981	615,024	1,045,280	106	81	405,267	7	15,788	31	55,033	58	60,475	105	1,255
15 to 19 cows	49		812		402,594		49	42	323,138	———	———	9	19,722	21	21,605	48	802
20 to 29 cows	48	55	1,051	1,262	614,554	804,516	46	39	475,206	2	7,600	12	30,861	21	33,277	45	1,072
30 to 49 cows	29	22	1,079	770	573,734	435,741	29	27	484,229	1	1,420	8	18,610	10	19,757	29	1,106
50 cows and over	6	6	522	437	283,167	228,445	6	6	212,362	2	6,150	2	20,100	4	20,256	6	557
Lake																	
Total	310	299	518	404	247,116	181,143	142	32	8,232	1	20	134	16,527	303	74,474	305	554
None	xxx	xxx	xxx	xxx	xxx	xxx	xxx	xxx	xxx	xxx	xxx	xxx	xxx	xxx	xxx	7	12
1 cow	187	284	187	331	106,173	152,465	65	9	830	———	———	64	5,030	186	36,127	178	216
2 cows	81		162		72,138		51	16	2,481	1	20	48	6,892	80	22,629	78	160
3 cows	23		69		28,605		17	3	1,031	———	———	16	2,656	22	8,561	23	75
4 cows	6	14	24	59	8,025	23,465	1	———	———	———	———	1	400	6	2,910	6	22
5 to 9 cows	13		76		32,175		8	4	3,890	———	———	5	1,549	9	4,247	13	69
10 to 14 cows	———	1	———	14	———	5,213	———	———	———	———	———	———	———	———	———	———	———
15 to 19 cows	———		———		———		———	———	———	———	———	———	———	———	———	———	———
Lauderdale																	
Total	2,205	2,110	3,828	3,511	1,496,234	1,471,294	609	110	75,435	203	55,928	382	36,403	2,103	335,566	2,195	4,226
None	xxx	xxx	xxx	xxx	xxx	xxx	xxx	xxx	xxx	xxx	xxx	xxx	xxx	xxx	xxx	70	100
1 cow	1,303	1,872	1,303	2,402	563,848	1,034,356	167	21	1,690	29	2,545	136	7,319	1,255	158,113	1,237	1,461
2 cows	601		1,202		458,046		226	38	11,202	67	11,312	150	13,413	576	111,697	595	1,295
3 cows	150		450		156,291		94	20	9,275	38	8,450	46	5,564	141	31,342	146	470
4 cows	70	226	280	945	85,946	368,963	53	14	8,710	27	7,571	26	3,935	66	16,175	68	293
5 to 9 cows	71		437		157,063		59	13	19,448	34	19,936	21	3,621	60	15,368	70	450
10 cows and over	10	12	156	164	75,040	67,975	10	4	25,110	8	6,114	3	2,551	5	2,871	9	157
Lawrence																	
Total	3,193	3,195	5,864	5,550	2,917,737	2,603,097	1,158	696	543,848	345	85,371	338	43,597	3,001	566,149	3,199	6,415
None	xxx	xxx	xxx	xxx	xxx	xxx	xxx	xxx	xxx	xxx	xxx	xxx	xxx	xxx	xxx	62	69
1 cow	1,782	2,773	1,782	3,627	969,833	1,798,760	340	144	29,321	94	9,535	145	10,847	1,697	261,890	1,734	2,123
2 cows	910		1,820		881,382		419	250	95,123	126	19,774	129	14,553	862	193,205	902	1,886
3 cows	265		795		377,416		186	126	99,730	54	14,212	33	6,357	240	58,925	265	876
4 cows	98	397	392	1,577	185,681	665,284	84	58	63,713	32	9,630	15	3,536	86	21,070	98	374
5 to 9 cows	111		667		515,353		102	76	134,111	32	22,005	13	5,504	94	23,833	111	656
10 to 14 cows	23	21	262	262	129,052	107,053	23	19	77,550	5	6,519	3	2,800	21	6,876	23	256
15 to 19 cows	1		16		5,840		1	———	———	1	1,300	———	———	1	350	1	21
20 to 29 cows	———	4	———	84	———	32,000	———	———	———	———	———	———	———	———	———	———	———
30 cows and over	3	———	130	———	53,200	———	3	3	44,300	1	2,596	———	———	———	———	3	154
Lewis																	
Total	507	420	933	792	354,846	307,897	139	80	40,497	7	1,886	90	11,212	482	78,927	503	934
None	xxx	xxx	xxx	xxx	xxx	xxx	xxx	xxx	xxx	xxx	xxx	xxx	xxx	xxx	xxx	10	12
1 cow	274	349	274	479	113,445	193,852	41	19	2,265	———	———	36	2,622	264	29,986	263	288
2 cows	135		270		103,064		40	24	5,400	———	———	29	2,913	133	25,968	133	271
3 cows	43		129		50,765		22	12	7,380	1	400	15	3,973	39	10,551	43	124
4 cows	32	71	128	313	40,169	114,045	18	11	8,890	4	796	5	714	26	6,011	32	120
5 cows and over	23		132		47,405		18	14	16,562	2	688	5	990	20	6,411	22	119
Lincoln																	
Total	3,399	3,268	16,108	10,169	5,911,558	3,757,256	1,715	1,479	4,123,030	96	23,956	248	26,827	2,833	380,964	3,388	17,079
None	xxx	xxx	xxx	xxx	xxx	xxx	xxx	xxx	xxx	xxx	xxx	xxx	xxx	xxx	xxx	139	359
1 cow	1,295	2,221	1,295	2,976	539,516	1,240,388	140	43	7,635	30	2,373	81	4,959	1,171	137,166	1,198	1,682
2 cows	563		1,126		407,535		179	102	42,159	30	5,956	62	7,161	486	79,966	545	1,247
3 cows	229		687		244,980		145	117	86,735	14	3,619	29	3,808	191	32,280	225	766
4 cows	166	840	664	4,001	228,093	1,346,279	142	129	131,918	6	1,304	21	2,153	139	18,892	158	698
5 to 9 cows	654		4,356		1,538,635		617	602	1,387,788	12	6,655	32	4,207	492	60,236	641	4,429
10 to 14 cows	278	161	3,182	1,958	1,125,576	702,548	278	276	969,380	1	2,000	11	1,536	209	29,190	274	3,216
15 to 19 cows	98		1,610		549,927		98	95	479,723	2	1,959	7	2,087	67	10,277	95	1,541
20 to 29 cows	87	58	1,962	850	760,219	296,590	87	86	714,882	1	90	4	866	61	10,296	85	1,969
30 to 49 cows	23	5	806	178	271,384	75,517	23	23	258,117	———	———	1	50	15	2,356	22	723
50 cows and over	6	3	420	206	245,693	95,914	6	6	244,693	———	———	———	———	2	325	6	449
Loudon																	
Total	1,149	1,054	3,733	2,920	1,630,298	1,225,887	555	116	587,455	65	35,711	423	88,559	1,038	245,349	1,143	4,129
None	xxx	xxx	xxx	xxx	xxx	xxx	xxx	xxx	xxx	xxx	xxx	xxx	xxx	xxx	xxx	24	90
1 cow	460	790	460	1,086	218,391	437,968	129	14	2,169	5	400	119	10,547	421	62,665	439	565
2 cows	320		640		262,497		140	15	4,493	9	2,364	129	15,479	297	63,104	315	714
3 cows	133		399		155,681		83	10	4,560	13	4,455	69	12,026	124	33,328	133	400
4 cows	81	215	324	995	117,060	377,734	50	13	10,285	9	2,567	38	7,424	69	20,322	80	333
5 to 9 cows	99		595		218,149		77	18	50,555	24	16,041	49	20,096	88	56,371	96	573
10 to 14 cows	26	36	291	465	121,506	215,714	26	17	62,810	4	8,428	14	7,007	23	11,240	26	285
15 to 19 cows	8		125		56,770		8	8	46,392	———	———	3	1,920	5	2,417	8	120
20 to 29 cows	11	7	259	157	136,301	72,121	11	11	122,748	1	1,456	1	1,410	9	2,504	11	290
30 to 49 cows	5	3	177	107	96,925	62,930	5	5	95,925	———	———	———	———	1	400	5	206
50 cows and over	6	3	463	110	247,018	59,420	6	5	207,518	———	———	1	12,850	1	13,000	6	553

TABLE 19.—COWS MILKED AND MILK PRODUCED, 1939 AND 1929; DAIRY PRODUCTS SOLD AND BUTTER CHURNED, 1939; AND COWS KEPT FOR MILK APR. 1, 1940; BY NUMBER OF COWS MILKED, BY COUNTIES—Continued

(For explanation and definitions, see text)

STATE OR COUNTY AND NUMBER OF COWS MILKED	COWS MILKED				MILK PRODUCED (GALLONS)		DAIRY PRODUCTS SOLD, 1939							BUTTER CHURNED ON FARMS, 1939		COWS KEPT MAINLY FOR MILK PRODUCTION, APR. 1, 1940	
	Farms reporting		Number					Whole milk sold		Cream sold		Butter sold					
	1939	1929	1939	1929	1939	1929	Farms reporting	Farms reporting	Gallons	Farms reporting	Pounds of butterfat	Farms reporting	Pounds	Farms reporting	Pounds	Farms reporting	Number
TENNESSEE—Con.																	
McMinn																	
Total	2,489	2,148	7,278	5,520	3,582,274	2,604,286	1,163	244	1,186,829	398	191,747	646	118,573	2,096	428,058	2,488	7,997
None	xxx	xxx	xxx	xxx	xxx	xxx	xxx	xxx	xxx	xxx	xxx	xxx	xxx	xxx	xxx	39	52
1 cow	1,138	1,613	1,138	2,255	615,537	1,065,029	290	40	5,756	17	2,473	257	28,914	977	161,501	1,109	1,324
2 cows	700		1,400		644,625		343	35	14,463	119	24,921	219	37,144	614	134,705	693	1,653
3 cows	228		684		295,833		155	18	16,479	72	23,085	84	20,514	208	55,327	227	758
4 cows	140	466	560	2,020	242,540	911,497	105	18	19,723	64	27,187	35	7,695	111	25,274	140	602
5 to 9 cows	176		1,105		504,266		163	51	118,800	97	64,533	41	15,513	138	36,454	175	1,130
10 to 14 cows	43	50	489	619	238,630	288,239	43	26	142,095	17	18,580	3	1,348	25	4,290	43	514
15 to 19 cows	21		347		172,468		21	18	133,203	4	3,342	2	4,100	10	5,664	21	367
20 to 29 cows	19	8	468	176	257,742	87,450	19	16	201,735	4	14,226	3	1,805	5	2,376	18	474
30 to 49 cows	18	9	649	343	359,360	195,496	18	16	298,825	4	13,400	1	640	6	1,467	17	690
50 cows and over	6	2	438	107	251,273	56,575	6	6	235,750	------	----------	1	900	2	1,000	6	433
McNairy																	
Total	2,436	2,694	3,839	3,762	1,798,806	1,741,777	607	83	46,126	167	46,545	407	47,269	2,329	430,398	2,436	4,070
None	xxx	xxx	xxx	xxx	xxx	xxx	xxx	xxx	xxx	xxx	xxx	xxx	xxx	xxx	xxx	50	61
1 cow	1,488	2,547	1,488	3,182	787,835	1,494,600	232	15	1,246	16	1,847	209	19,271	1,433	222,416	1,443	1,641
2 cows	710		1,420		625,571		215	37	8,837	54	7,513	146	18,681	687	154,330	705	1,460
3 cows	135		405		162,368		73	11	3,802	41	10,436	30	4,183	126	30,424	135	396
4 cows	58	143	232	539	102,167	223,952	46	11	10,255	27	11,931	16	3,561	51	15,158	58	231
5 to 9 cows	41		242		96,720		37	7	11,736	27	11,418	5	1,173	29	7,155	41	229
10 cows and over	4	4	52	41	24,115	23,225	4	2	10,250	2	3,400	1	400	3	915	4	52
Macon																	
Total	2,295	2,138	3,733	3,074	1,455,437	1,214,048	529	60	37,019	379	42,536	149	12,137	2,168	278,509	2,276	3,855
None	xxx	xxx	xxx	xxx	xxx	xxx	xxx	xxx	xxx	xxx	xxx	xxx	xxx	xxx	xxx	53	64
1 cow	1,385	1,977	1,385	2,439	623,161	988,929	183	15	1,165	119	9,656	65	4,695	1,308	142,641	1,336	1,513
2 cows	626		1,252		474,084		193	18	4,564	145	13,604	51	3,630	596	89,762	607	1,222
3 cows	164		492		161,752		76	4	2,500	63	8,008	19	1,726	152	25,399	163	496
4 cows	62	161	248	635	83,150	225,119	37	10	11,260	25	4,268	8	1,553	58	11,585	61	238
5 cows and over	58		356		113,290		40	13	17,530	27	7,000	6	533	54	9,122	56	322
Madison																	
Total	2,952	2,773	7,311	5,927	2,791,817	2,608,196	1,195	147	532,101	589	176,309	603	122,731	2,738	452,816	2,955	7,911
None	xxx	xxx	xxx	xxx	xxx	xxx	xxx	xxx	xxx	xxx	xxx	xxx	xxx	xxx	xxx	92	125
1 cow	1,423	2,248	1,425	2,961	590,046	1,287,545	286	19	3,270	79	11,694	204	15,300	1,341	153,391	1,357	1,656
2 cows	810		1,620		588,172		349	25	4,684	175	30,846	186	25,734	758	126,341	795	1,716
3 cows	282		846		291,912		183	19	4,821	102	21,839	85	18,262	268	56,616	278	881
4 cows	171	460	684	1,961	232,988	805,707	127	10	7,601	82	24,424	53	14,579	148	37,636	171	702
5 to 9 cows	188		1,156		383,273		172	23	26,794	125	56,066	52	25,223	168	44,795	184	1,101
10 to 14 cows	29	52	328	647	118,010	304,134	29	13	32,715	13	13,498	10	9,590	25	12,979	29	325
15 to 19 cows	18		287		124,824		18	11	59,841	5	10,340	6	9,115	11	10,530	18	318
20 to 29 cows	16	9	365	218	178,037	115,350	16	13	135,055	5	7,075	3	3,968	9	6,541	16	425
30 cows and over	15	4	602	140	284,555	95,460	15	14	257,320	3	727	4	2,960	10	3,987	15	662
Marion																	
Total	701	769	1,419	1,550	677,465	656,860	280	87	173,470	1	500	242	39,299	665	158,162	688	1,587
None	xxx	xxx	xxx	xxx	xxx	xxx	xxx	xxx	xxx	xxx	xxx	xxx	xxx	xxx	xxx	11	17
1 cow	389	605	389	784	226,315	384,883	130	19	2,165	------	----------	124	11,164	371	71,147	371	415
2 cows	208		416		176,731		88	31	6,506	------	----------	78	14,364	202	52,580	204	445
3 cows	48		144		49,550		18	4	2,103	------	----------	17	4,658	47	15,112	47	162
4 cows	25	157	100	637	42,379	214,362	17	8	8,234	------	----------	14	4,938	25	10,360	24	114
5 to 9 cows	17		108		41,527		13	11	23,962	------	----------	7	2,575	14	5,853	17	102
10 to 14 cows	7	4	78	49	41,070	10,865	7	7	34,300	------	----------	2	1,600	4	2,410	7	101
15 to 19 cows	4		74		32,200		4	4	28,800	1	500	------	--------	2	700	4	80
20 to 29 cows	-------	3	-------	80	----------	46,750	------	------	----------	------	----------	------	--------	------	--------	------	-------
30 to 49 cows	3	------	110	------	67,693	----------	3	3	67,400	------	----------	------	--------	------	--------	3	151
Marshall																	
Total	1,939	2,014	11,867	10,172	4,484,680	3,929,322	1,528	1,379	3,642,279	129	66,504	51	3,940	984	97,944	1,917	12,274
None	xxx	xxx	xxx	xxx	xxx	xxx	xxx	xxx	xxx	xxx	xxx	xxx	xxx	xxx	xxx	67	181
1 cow	354	866	354	1,237	120,568	456,057	56	36	9,146	6	798	18	850	234	21,967	327	490
2 cows	217		434		141,252		143	107	56,109	26	2,784	11	994	136	15,193	206	536
3 cows	158		474		173,268		142	119	107,282	23	5,033	3	118	88	7,447	153	558
4 cows	173	849	692	4,292	238,951	1,526,598	162	142	165,948	19	6,099	3	525	87	9,347	165	780
5 to 9 cows	662		4,450		1,630,911		650	613	1,526,500	41	29,944	8	914	293	26,397	632	4,449
10 to 14 cows	251	232	2,848	2,938	1,080,366	1,183,561	251	243	956,252	8	10,286	6	389	101	11,390	246	2,741
15 to 19 cows	67		1,078		411,105		67	63	367,562	4	7,490	2	150	29	3,483	66	1,023
20 to 29 cows	43	55	978	1,261	405,399	576,611	43	42	378,920	2	4,070	------	--------	11	1,787	41	949
30 to 49 cows	11	10	384	340	176,360	144,745	11	11	171,060	------	----------	------	--------	3	533	11	387
50 cows and over	3	2	175	104	106,700	41,750	3	3	103,500	------	----------	------	--------	2	400	3	180
Maury																	
Total	2,781	3,023	14,452	10,784	5,376,176	4,500,488	1,767	1,541	3,917,139	153	67,113	162	27,010	1,955	203,801	2,839	15,861
None	xxx	xxx	xxx	xxx	xxx	xxx	xxx	xxx	xxx	xxx	xxx	xxx	xxx	xxx	xxx	134	475
1 cow	700	1,710	700	2,489	256,128	1,077,706	85	35	10,291	10	1,041	44	3,192	564	43,229	664	983
2 cows	480		960		330,693		226	153	77,379	36	6,130	47	5,788	373	41,644	470	1,332
3 cows	247		741		269,927		174	144	119,660	27	6,213	13	1,388	180	20,065	243	852
4 cows	247	1,130	988	5,387	362,157	2,177,762	211	188	222,489	18	6,224	18	3,287	162	19,244	243	1,065
5 to 9 cows	679		4,422		1,587,419		645	606	1,216,043	48	23,820	23	2,988	428	43,354	686	4,655
10 to 14 cows	262	144	2,957	1,819	1,028,016	777,105	260	252	885,974	7	9,257	11	3,844	156	18,538	255	2,978
15 to 19 cows	79		1,290		477,604		79	77	415,141	3	6,020	4	1,973	43	6,869	78	1,242
20 to 29 cows	60	29	1,370	657	556,417	304,315	60	59	499,582	3	8,248	------	--------	35	4,118	60	1,330
30 to 49 cows	23	8	796	292	379,575	112,350	23	23	352,830	1	160	2	4,550	12	6,290	22	698
50 to 74 cows	4	1	228	50	128,240	24,000	4	4	117,750	------	----------	------	--------	2	450	4	251
75 to 99 cows	-------	1	-------	90	----------	27,250	------	------	----------	------	----------	------	--------	------	--------	------	-------

TABLE 19.—COWS MILKED AND MILK PRODUCED, 1939 AND 1929; DAIRY PRODUCTS SOLD AND BUTTER CHURNED, 1939; AND COWS KEPT FOR MILK APR. 1, 1940; BY NUMBER OF COWS MILKED, BY COUNTIES—Continued

(For explanation and definitions, see text)

STATE OR COUNTY AND NUMBER OF COWS MILKED	COWS MILKED				MILK PRODUCED (GALLONS)		DAIRY PRODUCTS SOLD, 1939							BUTTER CHURNED ON FARMS, 1939		COWS KEPT MAINLY FOR MILK PRODUCTION, APR. 1, 1940	
	Farms reporting		Number					Whole milk sold		Cream sold		Butter sold					
	1939	1929	1939	1929	1939	1929	Farms reporting	Farms reporting	Gallons	Farms reporting	Pounds of butterfat	Farms reporting	Pounds	Farms reporting	Pounds	Farms reporting	Number
TENNESSEE—Con.																	
Meigs																	
Total	710	658	1,796	1,359	704,433	457,429	203	36	164,356	61	21,713	124	12,489	679	138,909	681	1,873
None	xxx	xxx	xxx	xxx	xxx	xxx	xxx	xxx	xxx	xxx	xxx	xxx	xxx	xxx	xxx	8	12
1 cow	309	517	309	758	121,876	262,424	24	2	876	2	150	22	1,580	299	45,082	283	329
2 cows	232		464		176,106		70	5	498	14	2,232	56	5,401	230	51,459	226	506
3 cows	72		216		77,226		32	4	610	9	2,090	23	2,401	68	19,636	70	215
4 cows	40	135	160	520	55,022	156,095	29	3	1,944	17	3,098	12	1,343	39	10,275	40	189
5 to 9 cows	32		184		64,975		23	6	4,590	12	7,175	9	1,038	26	8,713	31	166
10 to 14 cows	12	5	136	61	54,635	28,910	12	4	21,925	6	4,968	2	726	10	2,353	10	111
15 to 19 cows	4		63		29,050		4	4	28,035	-----	-----	-----	-----	2	281	4	64
20 to 29 cows	5	1	122	20	65,843	10,000	5	4	48,228	1	2,000	-----	-----	3	904	5	109
30 to 49 cows	4	-----	142	-----	59,700	-----	4	4	57,650	-----	-----	-----	-----	2	206	4	172
Monroe																	
Total	2,155	2,175	5,488	4,471	2,136,766	1,931,488	669	168	615,929	115	48,979	432	45,921	1,956	340,702	2,174	6,342
None	xxx	xxx	xxx	xxx	xxx	xxx	xxx	xxx	xxx	xxx	xxx	xxx	xxx	xxx	xxx	39	69
1 cow	969	1,856	969	2,522	407,167	1,111,457	135	18	1,907	12	1,523	113	7,157	890	106,755	952	1,214
2 cows	669		1,338		475,064		213	30	7,077	32	5,085	166	15,816	631	118,899	668	1,511
3 cows	208		624		203,981		83	15	8,260	17	4,318	57	7,513	188	41,237	208	701
4 cows	109	269	436	1,113	144,930	435,854	74	18	13,728	13	4,724	52	7,461	96	25,405	108	482
5 to 9 cows	140		854		292,604		105	34	62,070	35	25,934	41	7,520	114	37,227	139	951
10 to 14 cows	23	38	261	497	105,880	206,792	23	17	66,836	6	7,395	2	350	19	2,789	23	290
15 to 19 cows	10		158		74,047		10	10	65,775	-----	-----	-----	-----	7	910	10	193
20 to 29 cows	14	7	305	166	155,810	69,085	14	14	142,720	-----	-----	-----	-----	5	776	14	330
30 to 49 cows	9	5	328	173	148,883	110,300	9	9	138,056	-----	-----	-----	-----	3	354	9	338
50 to 74 cows	4	-----	220	-----	128,400	-----	3	3	109,500	-----	-----	1	104	3	6,350	4	263
Montgomery																	
Total	2,291	2,399	4,913	4,563	1,985,487	1,914,007	902	101	252,452	477	116,001	483	56,046	2,098	335,584	2,261	5,114
None	xxx	xxx	xxx	xxx	xxx	xxx	xxx	xxx	xxx	xxx	xxx	xxx	xxx	xxx	xxx	67	102
1 cow	1,226	2,017	1,226	2,515	549,950	1,046,582	296	33	3,402	109	9,456	210	12,901	1,131	139,664	1,148	1,361
2 cows	614		1,228		468,334		272	16	2,741	146	20,274	156	15,188	571	98,412	605	1,298
3 cows	183		549		212,784		112	11	8,627	64	12,616	56	9,427	170	38,575	178	561
4 cows	107	341	428	1,478	161,120	609,100	86	6	2,029	67	18,097	29	6,406	91	22,293	106	425
5 to 9 cows	121		745		256,125		96	16	28,254	69	31,620	28	8,814	106	28,206	117	687
10 to 14 cows	22	36	247	449	102,475	197,375	22	6	35,464	15	13,033	3	1,510	16	4,445	22	235
15 to 19 cows	10		170		79,084		10	5	30,925	5	10,505	1	1,800	8	2,818	10	122
20 to 29 cows	4	5	89	121	41,600	60,950	4	4	33,795	1	200	-----	-----	3	456	4	91
30 cows and over	4	-----	231	-----	114,015	-----	4	4	107,215	1	200	-----	-----	2	715	4	232
Moore																	
Total	662	682	2,090	1,926	617,021	595,481	248	150	233,727	77	19,395	28	2,902	454	39,891	668	2,124
None	xxx	xxx	xxx	xxx	xxx	xxx	xxx	xxx	xxx	xxx	xxx	xxx	xxx	xxx	xxx	27	55
1 cow	219	418	219	613	67,512	181,499	13	2	140	6	485	6	229	135	9,136	205	262
2 cows	162		324		92,067		42	14	3,530	20	2,203	8	546	103	9,521	156	334
3 cows	85		255		76,952		47	21	15,860	22	5,925	5	447	57	5,240	85	270
4 cows	64	240	256	1,017	66,605	314,999	39	25	17,732	11	2,294	5	215	46	4,457	64	258
5 to 9 cows	104		689		184,575		79	64	99,815	14	6,638	2	350	73	8,807	103	651
10 to 14 cows	22	24	237	296	81,960	98,983	22	19	62,800	3	1,850	1	15	18	1,480	22	211
15 cows and over	6		110		47,350		6	5	33,850	1	2,000	1	1,100	2	1,250	6	103
Morgan																	
Total	1,143	857	1,947	1,560	762,723	674,342	215	85	51,008	9	3,643	187	33,900	1,099	193,464	1,116	2,148
None	xxx	xxx	xxx	xxx	xxx	xxx	xxx	xxx	xxx	xxx	xxx	xxx	xxx	xxx	xxx	56	68
1 cow	676	728	676	996	300,488	459,908	73	27	4,781	-----	-----	65	5,689	653	82,511	606	750
2 cows	314		628		223,029		68	26	6,693	2	270	63	7,802	302	59,018	304	649
3 cows	86		258		88,981		30	14	3,152	2	388	24	3,324	83	21,702	85	279
4 cows	31	126	124	453	41,945	161,757	16	4	1,799	2	475	14	4,507	30	11,378	30	153
5 to 9 cows	30		178		64,830		22	10	11,067	3	2,510	16	7,575	25	12,711	29	166
10 cows and over	6	3	83	111	43,450	52,677	6	4	23,516	-----	-----	5	5,003	6	6,144	6	83
Obion																	
Total	2,616	2,537	7,254	6,547	2,979,719	3,080,103	1,427	317	471,104	927	365,010	314	55,530	2,332	313,503	2,605	8,136
None	xxx	xxx	xxx	xxx	xxx	xxx	xxx	xxx	xxx	xxx	xxx	xxx	xxx	xxx	xxx	68	168
1 cow	926	1,767	926	2,462	424,223	1,217,270	230	42	6,368	115	14,833	92	7,526	841	89,625	868	1,256
2 cows	717		1,434		583,489		396	57	20,962	269	58,324	103	11,970	639	84,584	703	1,741
3 cows	353		1,059		415,460		261	51	32,555	187	59,008	48	8,354	319	45,371	350	1,088
4 cows	240	705	960	3,114	366,091	1,373,062	199	53	51,382	136	53,177	30	4,340	206	29,458	239	1,023
5 to 9 cows	322		1,947		747,226		283	99	130,438	187	129,045	33	15,126	277	47,823	319	1,955
10 to 14 cows	37	57	415	713	185,500	328,978	37	11	59,125	26	33,225	3	3,012	33	7,662	37	428
15 to 19 cows	12		189		101,960		12	7	51,870	5	9,990	1	250	9	3,098	12	182
20 to 29 cows	4	7	99	146	43,270	62,043	4	2	20,000	2	7,408	1	2,000	4	2,320	4	103
30 cows and over	5	3	205	112	112,500	78,750	5	5	98,604	-----	-----	3	2,952	4	3,562	5	212
Overton																	
Total	2,250	2,082	3,646	3,199	1,251,764	1,114,522	279	98	47,456	108	16,987	124	11,094	2,134	292,283	2,214	3,916
None	xxx	xxx	xxx	xxx	xxx	xxx	xxx	xxx	xxx	xxx	xxx	xxx	xxx	xxx	xxx	58	77
1 cow	1,385	1,911	1,385	2,506	554,694	918,336	99	42	3,601	23	1,881	53	2,373	1,304	151,745	1,301	1,566
2 cows	602		1,204		390,188		114	34	7,025	56	6,483	42	3,633	576	89,034	598	1,231
3 cows	149		447		125,389		28	9	2,325	11	1,112	14	1,211	143	27,806	148	468
4 cows	53	162	212	596	55,531	172,686	11	3	850	4	1,090	5	952	53	10,829	53	205
5 to 9 cows	57		342		95,845		25	7	11,555	13	4,403	7	2,210	54	11,609	52	304
10 cows and over	4	9	56	97	30,119	23,500	4	3	22,100	1	2,018	3	715	4	1,260	4	65

TABLE 19.—COWS MILKED AND MILK PRODUCED, 1939 AND 1929; DAIRY PRODUCTS SOLD AND BUTTER CHURNED, 1939; AND COWS KEPT FOR MILK APR. 1, 1940; BY NUMBER OF COWS MILKED, BY COUNTIES—Continued

(For explanation and definitions, see text)

STATE OR COUNTY AND NUMBER OF COWS MILKED	COWS MILKED				MILK PRODUCED (GALLONS)		DAIRY PRODUCTS SOLD, 1939							BUTTER CHURNED ON FARMS, 1939		COWS KEPT MAINLY FOR MILK PRODUCTION, APR. 1, 1940	
	Farms reporting		Number					Whole milk sold		Cream sold		Butter sold					
	1939	1929	1939	1929	1939	1929	Farms reporting	Farms reporting	Gallons	Farms reporting	Pounds of butterfat	Farms reporting	Pounds	Farms reporting	Pounds	Farms reporting	Number
TENNESSEE—Con.																	
Perry																	
Total	824	828	1,322	1,208	442,427	479,801	67	21	5,419	5	806	53	3,621	801	126,372	827	1,523
None	xxx	xxx	xxx	xxx	xxx	xxx	xxx	xxx	xxx	xxx	xxx	xxx	xxx	xxx	xxx	18	25
1 cow	459	768	459	999	191,148	416,781	25	8	648	1	288	22	1,022	444	57,085	445	538
2 cows	282		564		170,459		21	4	87	2	208	18	1,666	277	47,387	282	614
3 cows	52		156		40,830		13	5	2,789	———	———	9	468	51	12,411	51	153
4 cows	18	60	72	209	18,455	63,040	4	3	145	———	———	3	450	18	5,917	18	90
5 to 9 cows	13		71		21,535		4	1	1,750	2	310	1	15	11	2,572	13	103
Pickett																	
Total	862	753	1,418	1,161	434,614	396,295	20	12	2,603	4	1,396	10	1,125	826	104,536	847	1,519
None	xxx	xxx	xxx	xxx	xxx	xxx	xxx	xxx	xxx	xxx	xxx	xxx	xxx	xxx	xxx	14	15
1 cow	488	685	488	916	181,842	336,773	4	3	902	———	———	3	260	462	44,649	462	507
2 cows	267		534		161,366		10	6	526	2	276	5	685	260	38,210	264	591
3 cows	64		192		48,931		2	1	300	———	———	1	160	62	11,563	64	199
4 cows	26	68	104	245	22,720	59,522	1	1	800	———	———	———	———	26	5,581	26	107
5 to 9 cows	17		100		19,755		3	1	75	2	1,120	1	20	16	4,533	17	100
Polk																	
Total	943	878	1,768	1,465	915,738	627,633	322	67	217,101	9	3,795	289	41,450	902	209,788	947	1,894
None	xxx	xxx	xxx	xxx	xxx	xxx	xxx	xxx	xxx	xxx	xxx	xxx	xxx	xxx	xxx	13	13
1 cow	558	795	558	1,059	305,697	452,945	101	12	1,654	2	20	96	7,173	541	91,624	551	610
2 cows	282		564		257,580		143	27	8,710	———	———	135	16,631	274	79,186	282	636
3 cows	56		168		69,263		38	8	2,592	2	500	34	8,950	52	22,066	54	157
4 cows	13	78	52	284	21,940	112,388	9	1	500	———	———	9	3,975	13	7,305	13	56
5 to 9 cows	23		142		58,998		20	9	18,955	4	1,950	13	3,221	19	7,707	23	145
10 to 14 cows	4	3	49	38	24,110	20,000	4	3	13,440	1	1,325	1	500	1	600	4	44
15 to 19 cows	2		33		16,100		2	2	16,000	———	———	———	———	———	———	2	33
20 to 29 cows	2	———	52	———	39,400	———	2	2	36,000	———	———	1	1,000	1	1,200	2	61
30 cows and over	3	2	150	84	122,650	42,300	3	3	119,250	———	———	———	———	1	100	3	139
Putnam																	
Total	2,534	2,324	4,086	3,998	1,596,396	1,667,845	663	255	139,891	197	33,938	398	43,991	2,317	334,240	2,534	4,533
None	xxx	xxx	xxx	xxx	xxx	xxx	xxx	xxx	xxx	xxx	xxx	xxx	xxx	xxx	xxx	58	90
1 cow	1,622	2,048	1,622	2,669	689,888	1,179,576	293	124	20,164	56	4,011	184	11,635	1,471	168,847	1,568	1,864
2 cows	623		1,246		440,798		211	66	13,512	74	8,840	127	10,077	575	94,689	619	1,323
3 cows	171		513		180,768		85	32	12,812	33	7,468	45	5,650	165	35,052	171	564
4 cows	60	251	240	992	75,276	349,981	32	12	5,782	16	3,403	18	3,369	55	14,617	60	245
5 to 9 cows	49		299		113,496		33	13	26,465	14	6,346	20	6,235	44	13,153	49	278
10 to 14 cows	2	23	22	283	10,700	120,102	2	2	8,000	1	150	1	700	2	850	2	22
15 to 19 cows	4		66		29,470		4	3	16,900	2	3,470	2	1,325	4	1,832	4	70
20 cows and over	3	2	78	54	56,000	18,186	3	3	36,256	1	250	1	5,000	1	5,200	3	77
Rhea																	
Total	964	878	2,543	2,253	1,166,678	942,712	407	170	349,050	63	31,766	245	37,098	777	143,982	955	2,852
None	xxx	xxx	xxx	xxx	xxx	xxx	xxx	xxx	xxx	xxx	xxx	xxx	xxx	xxx	xxx	21	56
1 cow	449	677	449	944	238,608	384,527	101	29	3,782	7	530	81	6,647	371	49,914	427	508
2 cows	271		542		234,380		119	37	8,884	11	1,374	86	9,988	234	45,021	268	640
3 cows	82		246		97,852		40	16	9,648	9	2,359	22	3,134	64	13,953	78	230
4 cows	53	160	212	671	94,652	255,400	42	16	10,867	13	7,567	19	5,573	39	12,063	52	222
5 to 9 cows	68		419		179,869		64	40	67,341	15	8,488	26	8,622	52	17,277	68	418
10 to 14 cows	20	33	223	433	85,061	197,576	20	13	46,468	6	4,188	8	2,609	9	3,810	20	208
15 to 19 cows	10		166		88,363		10	9	68,382	1	4,692	2	225	5	1,024	10	185
20 to 29 cows	8	7	178	165	99,825	81,809	8	7	87,075	1	2,568	1	300	3	920	8	213
30 to 49 cows	3	1	108	40	48,068	23,400	3	3	46,603	———	———	———	———	———	———	3	152
Roane																	
Total	1,355	1,092	3,314	2,781	1,342,056	1,147,994	568	163	233,182	103	33,444	435	80,112	1,290	285,215	1,363	3,521
None	xxx	xxx	xxx	xxx	xxx	xxx	xxx	xxx	xxx	xxx	xxx	xxx	xxx	xxx	xxx	19	24
1 cow	635	800	635	1,114	297,144	452,040	159	45	4,105	20	1,847	135	9,813	614	82,072	627	712
2 cows	366		732		282,668		172	46	8,738	26	4,198	143	14,208	357	71,835	365	764
3 cows	143		429		154,649		75	15	3,653	16	4,130	58	9,597	138	39,809	143	442
4 cows	81	258	324	1,075	119,987	385,414	60	13	6,020	15	4,754	43	11,086	76	27,913	80	299
5 to 9 cows	93		552		205,917		65	19	29,260	21	10,563	39	14,793	82	37,706	93	600
10 to 14 cows	18	23	214	277	79,941	132,120	18	11	37,956	1	1,200	12	12,265	15	14,418	18	227
15 to 19 cows	12		196		88,475		12	8	56,700	3	4,252	2	1,600	5	3,762	11	189
20 to 29 cows	2	7	53	153	25,000	104,160	2	1	11,500	———	———	1	4,000	1	4,500	2	60
30 to 49 cows	5	3	179	112	88,275	57,850	5	5	75,250	1	2,500	2	2,750	2	3,200	5	204
50 to 74 cows	———	1	———	50	———	16,410	———	———	———	———	———	———	———	———	———	———	———
Robertson																	
Total	2,428	2,561	4,461	4,185	2,085,800	2,075,402	1,266	137	149,614	927	193,029	371	49,036	2,136	337,201	2,432	5,027
None	xxx	xxx	xxx	xxx	xxx	xxx	xxx	xxx	xxx	xxx	xxx	xxx	xxx	xxx	xxx	103	153
1 cow	1,411	2,251	1,411	2,775	715,948	1,397,833	510	41	5,124	348	37,270	175	11,359	1,265	165,365	1,331	1,570
2 cows	625		1,250		565,455		420	36	7,228	329	60,216	117	14,673	538	95,821	614	1,341
3 cows	185		555		233,633		153	12	5,961	124	32,883	34	7,593	160	33,927	181	605
4 cows	93	299	372	1,233	169,440	584,230	79	13	11,610	60	23,351	19	3,308	81	15,407	91	395
5 to 9 cows	92		549		248,635		82	22	37,697	57	29,359	21	7,123	77	19,479	91	633
10 to 14 cows	16	7	183	88	90,474	42,339	16	8	29,094	8	7,950	5	4,980	13	6,757	16	209
15 to 19 cows	2		36		15,200		2	1	7,500	1	2,000	———	———	1	80	2	34
20 cows and over	4	4	105	89	47,015	51,200	4	4	45,400	———	———	———	———	1	365	3	87

TABLE 19.—COWS MILKED AND MILK PRODUCED, 1939 AND 1929; DAIRY PRODUCTS SOLD AND BUTTER CHURNED, 1939; AND COWS KEPT FOR MILK APR. 1, 1940; BY NUMBER OF COWS MILKED, BY COUNTIES—Continued

(For explanation and definitions, see text)

STATE OR COUNTY AND NUMBER OF COWS MILKED	COWS MILKED				MILK PRODUCED (GALLONS)		DAIRY PRODUCTS SOLD, 1939							BUTTER CHURNED ON FARMS, 1939		COWS KEPT MAINLY FOR MILK PRODUCTION, APR. 1, 1940	
	Farms reporting		Number					Whole milk sold		Cream sold		Butter sold					
	1939	1929	1939	1929	1939	1929	Farms reporting	Farms reporting	Gallons	Farms reporting	Pounds of butterfat	Farms reporting	Pounds	Farms reporting	Pounds	Farms reporting	Number
TENNESSEE—Con.																	
Rutherford																	
Total	3,340	3,434	19,964	16,562	8,098,283	6,647,307	2,212	1,199	3,834,387	1,006	969,068	131	13,824	2,297	222,066	3,308	21,673
None	xxx	xxx	xxx	xxx	xxx	xxx	xxx	xxx	xxx	xxx	xxx	xxx	xxx	xxx	xxx	128	440
1 cow	868	1,689	868	2,301	342,579	756,916	109	34	7,806	30	2,476	53	2,794	717	62,650	763	1,122
2 cows	455		910		328,290		204	89	44,379	97	18,499	29	2,622	357	36,187	431	1,089
3 cows	251		753		259,194		194	100	83,874	94	25,135	16	1,622	172	16,594	243	848
4 cows	269	1,275	1,076	6,639	390,156	2,601,055	238	114	131,492	131	47,743	7	652	172	15,889	265	1,184
5 to 9 cows	872		5,811		2,245,326		842	473	996,906	394	293,379	18	2,943	550	54,037	858	6,073
10 to 14 cows	326	361	3,745	4,518	1,541,727	1,907,950	326	194	765,231	142	208,743	3	540	189	18,911	322	3,787
15 to 19 cows	132		2,184		914,153		132	80	494,670	57	128,202	2	175	67	7,174	132	2,275
20 to 29 cows	118	80	2,666	1,764	1,183,942	778,909	118	83	781,111	42	128,221	3	1,685	60	8,206	117	2,810
30 to 49 cows	40	23	1,371	815	641,391	379,377	40	26	363,093	16	88,730	2	791	12	2,368	40	1,486
50 cows and over	9	6	580	525	251,525	223,100	9	6	165,825	3	27,940	———	———	1	50	9	559
Scott																	
Total	1,201	931	1,702	1,382	752,075	523,767	174	129	17,679	3	545	145	13,812	1,162	175,079	1,202	1,820
None	xxx	xxx	xxx	xxx	xxx	xxx	xxx	xxx	xxx	xxx	xxx	xxx	xxx	xxx	xxx	25	27
1 cow	828	845	828	1,093	392,313	442,523	91	66	4,178	2	185	71	3,784	798	90,408	809	923
2 cows	290		580		241,188		59	49	4,597	———	———	52	3,438	286	58,329	285	587
3 cows	57		171		69,377		12	8	1,370	———	———	11	2,358	55	16,237	57	176
4 cows	16	86	64	289	28,222	81,244	8	4	3,054	1	360	7	2,550	14	6,125	16	60
5 to 9 cows	10		59		20,975		4	2	4,480	———	———	4	1,682	9	3,980	10	47
Sequatchie																	
Total	472	400	910	1,107	396,878	463,998	51	32	101,868	3	6,215	21	2,524	350	54,341	475	1,077
None	xxx	xxx	xxx	xxx	xxx	xxx	xxx	xxx	xxx	xxx	xxx	xxx	xxx	xxx	xxx	21	67
1 cow	284	292	284	377	133,606	167,747	7	2	45	———	———	5	266	206	25,800	270	340
2 cows	129		258		94,730		14	6	1,155	———	———	11	1,098	98	18,148	128	272
3 cows	32		96		33,969		7	5	3,905	———	———	3	430	27	6,896	31	108
4 cows	7	87	28	412	9,950	163,342	5	4	4,650	———	———	1	50	7	1,110	7	24
5 to 9 cows	6		37		13,250		4	4	7,900	———	———	———	———	6	910	5	47
10 to 14 cows	9	17	100	209	46,438	83,989	9	7	31,733	2	1,215	1	680	5	1,112	9	96
15 to 19 cows	2		31		20,800		2	1	10,000	1	5,000	———	———	———	———	2	43
20 cows and over	3	4	76	109	44,135	48,920	3	3	42,480	———	———	———	———	1	365	2	80
Sevier																	
Total	2,969	2,472	5,591	4,591	2,058,120	1,811,984	1,053	121	199,323	335	68,748	690	73,590	2,857	499,183	2,916	6,037
None	xxx	xxx	xxx	xxx	xxx	xxx	xxx	xxx	xxx	xxx	xxx	xxx	xxx	xxx	xxx	52	92
1 cow	1,566	2,094	1,566	2,954	606,205	1,220,569	314	16	770	65	5,563	247	15,019	1,515	205,960	1,485	1,801
2 cows	905		1,810		648,580		403	21	3,911	137	19,166	280	29,127	880	175,042	886	1,926
3 cows	254		762		253,049		143	15	5,769	56	10,782	86	11,850	243	55,724	250	751
4 cows	116	360	464	1,390	147,840	486,405	85	17	8,780	37	9,594	43	8,372	109	29,251	116	472
5 to 9 cows	110		649		243,411		90	35	61,583	37	16,143	30	8,072	97	28,237	110	674
10 to 14 cows	10	14	105	167	43,415	75,410	10	10	36,760	———	———	1	150	8	1,694	9	103
15 to 19 cows	2		34		17,300		2	2	16,500	———	———	———	———	1	50	2	32
20 cows and over	6	4	201	80	98,320	29,600	6	5	65,250	3	7,500	3	3,000	4	3,225	6	186
Shelby																	
Total	4,713	4,317	14,116	12,476	6,912,679	6,230,789	1,071	394	3,574,322	174	84,966	662	137,982	4,233	765,859	4,802	15,822
None	xxx	xxx	xxx	xxx	xxx	xxx	xxx	xxx	xxx	xxx	xxx	xxx	xxx	xxx	xxx	334	677
1 cow	2,546	3,550	2,546	4,585	1,138,828	1,919,682	232	45	5,982	11	1,467	207	16,806	2,326	287,409	2,352	2,804
2 cows	1,274		2,548		997,240		287	62	17,114	39	6,776	236	29,824	1,202	240,385	1,238	2,711
3 cows	366		1,098		402,868		134	31	12,680	23	4,710	98	17,788	349	91,857	360	1,169
4 cows	155	497	620	2,149	224,107	875,497	84	21	18,300	28	9,372	50	9,960	142	43,442	151	622
5 to 9 cows	160		989		394,205		123	38	86,646	49	33,860	48	22,521	132	51,088	158	1,046
10 to 14 cows	37	147	424	1,950	199,123	1,254,444	36	28	135,898	11	10,226	1	280	21	3,148	37	431
15 to 19 cows	24		390		225,852		24	19	154,210	7	12,428	6	3,955	13	6,668	24	391
20 to 29 cows	64	71	1,516	1,585	880,994	960,328	64	63	816,418	3	532	8	12,494	24	14,831	63	1,654
30 to 49 cows	59	41	2,129	1,434	1,241,710	864,158	59	59	1,211,543	3	5,595	5	5,415	14	7,366	58	2,265
50 to 74 cows	20	8	1,150	416	690,016	218,700	20	20	676,327	———	———	1	2,080	4	2,348	19	1,225
75 to 99 cows	5	1	391	98	271,786	16,000	5	5	198,514	———	———	1	15,519	4	15,753	5	462
100 to 199 cows	3	2	315	259	245,950	121,980	3	3	240,690	———	———	1	1,540	2	1,564	3	365
Smith																	
Total	2,563	2,253	5,634	5,139	1,882,778	1,676,208	1,315	330	344,318	902	140,262	168	16,081	2,290	220,370	2,514	6,107
None	xxx	xxx	xxx	xxx	xxx	xxx	xxx	xxx	xxx	xxx	xxx	xxx	xxx	xxx	xxx	58	106
1 cow	1,134	1,628	1,134	2,234	423,115	793,230	371	40	7,000	295	25,170	54	3,548	1,007	81,522	1,061	1,395
2 cows	774		1,548		524,753		431	63	25,092	341	47,746	54	4,647	702	72,536	748	1,662
3 cows	287		861		284,455		198	46	26,142	147	31,992	26	1,891	265	28,008	282	696
4 cows	160	592	640	2,506	208,565	744,958	129	59	53,776	63	16,112	14	1,801	137	15,755	159	661
5 to 9 cows	182		1,131		332,130		160	98	147,111	53	17,692	19	4,094	160	20,199	180	1,068
10 to 14 cows	23	33	265	399	85,930	138,020	23	21	64,747	3	1,550	1	100	17	2,150	23	258
15 cows and over	3		55		23,850		3	3	20,450	———	———	———	———	2	200	3	61
Stewart																	
Total	1,491	1,295	2,468	2,386	1,009,144	998,343	272	35	7,884	173	34,323	104	8,805	1,435	197,320	1,462	2,776
None	xxx	xxx	xxx	xxx	xxx	xxx	xxx	xxx	xxx	xxx	xxx	xxx	xxx	xxx	xxx	49	79
1 cow	872	1,079	872	1,405	411,390	659,518	70	11	941	35	2,863	37	2,005	841	98,850	812	1,021
2 cows	414		828		319,399		107	12	1,564	67	9,455	44	4,360	400	62,809	403	889
3 cows	128		384		144,028		53	7	1,567	39	9,121	14	1,228	122	20,608	122	389
4 cows	40	216	160	981	57,632	338,825	21	2	584	15	4,016	5	710	36	7,807	39	169
5 cows and over	37		224		76,695		21	3	3,228	17	8,868	4	502	36	7,246	37	229

TABLE 19.—COWS MILKED AND MILK PRODUCED, 1939 AND 1929; DAIRY PRODUCTS SOLD AND BUTTER CHURNED, 1939; AND COWS KEPT FOR MILK APR. 1, 1940; BY NUMBER OF COWS MILKED, BY COUNTIES—Continued

(For explanation and definitions, see text)

STATE OR COUNTY AND NUMBER OF COWS MILKED	COWS MILKED				MILK PRODUCED (GALLONS)		DAIRY PRODUCTS SOLD, 1939							BUTTER CHURNED ON FARMS, 1939		COWS KEPT MAINLY FOR MILK PRODUCTION, APR. 1, 1940	
	Farms reporting		Number					Whole milk sold		Cream sold		Butter sold					
	1939	1929	1939	1929	1939	1929	Farms reporting	Farms reporting	Gallons	Farms reporting	Pounds of butterfat	Farms reporting	Pounds	Farms reporting	Pounds	Farms reporting	Number
TENNESSEE—Con.																	
Sullivan																	
Total	3,055	2,780	7,959	7,725	3,322,317	3,363,788	1,787	444	1,162,253	103	46,450	1,375	225,472	2,630	584,577	3,059	8,415
None	xxx	xxx	xxx	xxx	xxx	xxx	xxx	xxx	xxx	xxx	xxx	xxx	xxx	xxx	xxx	98	146
1 cow	1,328	1,951	1,328	2,873	579,858	1,123,644	491	48	8,824	3	450	462	39,000	1,177	181,778	1,261	1,471
2 cows	879		1,758		649,229		564	68	28,289	21	5,530	500	69,670	797	186,024	864	1,791
3 cows	342		1,026		383,649		281	84	63,925	23	6,727	196	41,478	294	83,719	340	1,076
4 cows	209	746	836	3,198	311,457	1,272,344	184	68	59,898	22	9,658	122	32,621	173	59,250	204	849
5 to 9 cows	207		1,275		453,876		179	101	177,229	25	10,831	81	32,739	152	56,023	203	1,303
10 to 14 cows	47	53	532	695	223,118	386,888	46	34	144,364	7	6,998	11	8,814	25	15,072	47	542
15 to 19 cows	10		161		67,853		9	9	56,490	------	----------	1	500	6	1,386	9	148
20 to 29 cows	19	19	431	416	221,877	253,612	19	18	209,464	1	1,376	2	650	5	1,225	19	458
30 to 49 cows	10	7	375	272	267,325	180,530	10	10	251,595	2	4,380	-----	--------	1	100	10	391
50 to 74 cows	4	3	237	181	164,075	116,070	4	4	162,175	1	500	-----	--------	------	----------	4	240
75 to 99 cows	------	1	------	90	----------	60,700	------	------	----------	------	----------	------	--------	------	----------	------	----------
Sumner																	
Total	3,808	3,636	9,852	9,410	4,040,660	3,855,213	1,822	664	1,129,431	935	260,782	411	41,330	2,927	396,524	3,832	10,402
None	xxx	xxx	xxx	xxx	xxx	xxx	xxx	xxx	xxx	xxx	xxx	xxx	xxx	xxx	xxx	132	286
1 cow	1,753	2,690	1,753	3,526	772,246	1,423,368	432	87	16,339	209	19,194	176	12,468	1,413	164,099	1,680	1,999
2 cows	1,004		2,008		815,324		529	146	57,355	302	48,363	138	12,663	792	111,655	986	2,144
3 cows	397		1,191		466,223		298	104	74,583	182	45,504	48	4,959	294	45,166	391	1,211
4 cows	196	807	784	3,585	313,734	1,397,097	158	70	70,677	89	35,237	13	1,803	130	21,642	193	773
5 to 9 cows	331		2,017		740,296		279	162	263,179	119	70,049	25	3,826	225	38,493	326	1,954
10 to 14 cows	82	101	915	1,251	389,767	532,483	81	52	202,116	29	31,395	4	500	49	7,392	80	912
15 to 19 cows	13		211		88,990		13	12	48,261	3	7,820	2	975	8	2,479	12	177
20 to 29 cows	20	26	492	608	227,670	261,896	20	19	191,890	2	3,220	2	310	9	985	20	456
30 to 49 cows	9	11	293	410	152,460	210,369	9	9	136,950	------	----------	3	3,826	6	4,458	9	308
50 to 74 cows	3	1	190	50	73,950	30,000	3	3	68,081	------	----------	-----	--------	1	155	3	182
Tipton																	
Total	2,990	2,979	5,606	5,413	2,289,577	2,353,378	922	65	60,250	481	105,529	467	55,092	2,863	510,000	3,029	6,067
None	xxx	xxx	xxx	xxx	xxx	xxx	xxx	xxx	xxx	xxx	xxx	xxx	xxx	xxx	xxx	100	120
1 cow	1,531	2,517	1,531	3,399	687,299	1,470,671	221	16	1,906	81	6,147	135	8,515	1,482	198,847	1,486	1,761
2 cows	919		1,838		747,923		357	25	5,044	166	22,793	201	19,281	891	184,528	908	1,966
3 cows	284		852		338,876		155	8	4,170	97	22,031	65	10,046	268	63,328	280	854
4 cows	134	444	536	1,796	202,282	776,930	93	4	2,667	67	17,277	37	4,869	124	31,857	134	520
5 to 9 cows	107		632		251,572		81	5	10,120	65	33,134	21	7,416	84	23,594	106	631
10 to 14 cows	8	17	83	197	31,245	98,477	8	4	4,263	2	1,397	6	4,495	8	5,954	8	86
15 to 19 cows	4		69		27,240		4	2	15,280	2	2,700	1	220	4	1,241	4	65
20 to 29 cows	3	1	65	21	23,140	7,300	3	3	18,800	1	50	1	250	2	650	3	64
Trousdale																	
Total	832	781	1,801	1,631	633,241	591,172	369	106	79,501	196	27,700	121	8,357	762	90,506	831	2,064
None	xxx	xxx	xxx	xxx	xxx	xxx	xxx	xxx	xxx	xxx	xxx	xxx	xxx	xxx	xxx	21	41
1 cow	338	598	338	808	134,151	309,175	71	12	1,730	40	2,827	26	1,490	310	31,598	322	464
2 cows	275		550		196,108		138	34	9,475	80	7,997	49	3,088	260	32,875	271	608
3 cows	96		288		95,822		61	23	17,816	30	4,503	20	1,280	88	11,208	95	314
4 cows	65	175	260	701	80,190	240,132	53	17	13,960	24	4,455	17	1,599	54	8,229	65	259
5 to 9 cows	54		321		105,470		42	18	32,020	20	6,538	9	900	46	6,183	53	332
10 to 14 cows	4	6	44	78	21,500	27,725	4	2	4,500	2	1,380	-----	--------	4	413	4	46
15 to 19 cows	------		------		----------		------	------	----------	------	----------	------	--------	------	----------	------	----------
20 to 29 cows	------	2	------	44	----------	14,140	------	------	----------	------	----------	------	--------	------	----------	------	----------
Unicoi																	
Total	801	677	1,203	1,038	595,542	423,334	151	34	31,191	------	----------	136	17,595	780	171,332	822	1,317
None	xxx	xxx	xxx	xxx	xxx	xxx	xxx	xxx	xxx	xxx	xxx	xxx	xxx	xxx	xxx	58	81
1 cow	522	624	522	826	292,744	342,914	57	12	1,087	------	----------	55	4,249	513	88,764	490	548
2 cows	220		440		198,886		61	7	1,295	------	----------	57	8,750	211	62,009	215	438
3 cows	39		117		51,382		16	7	3,060	------	----------	15	1,876	39	13,549	39	130
4 cows	8	53	32	212	14,180	80,420	7	2	2,325	------	----------	5	1,050	8	3,451	8	32
5 cows and over	12		92		38,350		10	6	23,424	------	----------	4	1,670	9	3,559	12	88
Union																	
Total	1,182	1,602	2,532	3,454	939,082	1,240,216	680	95	149,005	73	18,325	563	82,940	1,016	196,063	1,187	2,679
None	xxx	xxx	xxx	xxx	xxx	xxx	xxx	xxx	xxx	xxx	xxx	xxx	xxx	xxx	xxx	18	28
1 cow	566	1,265	566	1,754	227,760	636,373	235	8	867	11	824	226	17,549	481	64,388	559	654
2 cows	355		710		251,931		225	22	5,516	21	3,693	203	24,633	322	61,865	351	778
3 cows	118		354		122,287		89	4	2,465	16	3,209	72	14,086	106	27,869	118	370
4 cows	55	306	220	1,292	64,735	447,526	45	12	8,744	9	2,454	28	5,180	44	11,179	55	220
5 to 9 cows	71		456		172,330		69	38	73,073	12	5,613	29	14,647	53	22,451	69	425
10 to 14 cows	12	31	135	408	56,629	156,317	12	6	21,040	3	2,232	4	6,595	7	7,457	12	112
15 cows and over	5		91		43,410		5	5	37,500	1	300	1	250	3	854	5	92
Van Buren																	
Total	413	406	834	788	238,721	255,776	64	15	5,968	35	3,557	28	2,331	387	53,694	405	995
None	xxx	xxx	xxx	xxx	xxx	xxx	xxx	xxx	xxx	xxx	xxx	xxx	xxx	xxx	xxx	10	13
1 cow	187	327	187	450	60,476	158,373	14	5	698	3	92	11	776	150	15,673	164	238
2 cows	156		312		90,258		25	5	755	15	1,113	11	780	151	23,098	149	347
3 cows	49		147		32,202		10	2	415	5	351	4	260	47	8,037	45	183
4 cows	26	78	104	318	27,742	90,403	10	1	600	8	772	2	505	24	4,366	25	112
5 to 9 cows	12		69		17,205		2	------	----------	2	365	-----	--------	12	1,822	10	80
10 to 14 cows	3		35		10,840		3	2	3,500	2	864	-----	--------	3	698	2	22
15 to 19 cows	------		------		----------		------	------	----------	------	----------	------	--------	------	----------	------	----------
20 to 29 cows	------	1	------	20	----------	7,000	------	------	----------	------	----------	------	--------	------	----------	------	----------

TABLE 19.—COWS MILKED AND MILK PRODUCED, 1939 AND 1929; DAIRY PRODUCTS SOLD AND BUTTER CHURNED, 1939; AND COWS KEPT FOR MILK APR. 1, 1940; BY NUMBER OF COWS MILKED, BY COUNTIES—Continued

(For explanation and definitions, see text)

STATE OR COUNTY AND NUMBER OF COWS MILKED	COWS MILKED				MILK PRODUCED (GALLONS)		DAIRY PRODUCTS SOLD, 1939							BUTTER CHURNED ON FARMS, 1939		COWS KEPT MAINLY FOR MILK PRODUCTION, APR. 1, 1940	
	Farms reporting		Number					Whole milk sold		Cream sold		Butter sold					
	1939	1929	1939	1929	1939	1929	Farms reporting	Farms reporting	Gallons	Farms reporting	Pounds of butterfat	Farms reporting	Pounds	Farms reporting	Pounds	Farms reporting	Number
TENNESSEE—Con.																	
Warren																	
Total	2,344	2,244	4,270	4,318	1,675,956	1,781,902	731	222	181,009	284	57,149	339	31,476	2,180	317,059	2,305	4,543
None	xxx	xxx	xxx	xxx	xxx	xxx	xxx	xxx	xxx	xxx	xxx	xxx	xxx	xxx	xxx	49	66
1 cow	1,311	1,827	1,311	2,360	594,335	1,012,365	228	60	7,816	61	4,879	152	10,994	1,224	157,381	1,241	1,462
2 cows	629		1,258		471,150		227	49	17,076	95	13,482	115	9,694	591	94,551	619	1,348
3 cows	218		654		268,307		128	39	19,730	55	11,294	50	6,238	205	36,658	215	657
4 cows	98	397	384	1,700	128,969	655,533	65	23	19,132	39	9,733	12	2,875	90	16,368	94	389
5 to 9 cows	73		443		152,160		67	41	60,785	29	13,491	6	1,020	58	9,938	70	370
10 to 14 cows	13	20	146	258	55,041	116,004	12	7	30,076	4	3,870	4	655	10	1,988	13	177
15 cows and over	4		74		35,994		4	3	26,394	1	400	-----	-------	2	175	4	74
Washington																	
Total	2,722	2,544	8,293	6,948	3,387,430	2,675,396	1,644	704	1,379,236	90	25,241	1,002	157,222	2,338	445,298	2,716	9,070
None	xxx	xxx	xxx	xxx	xxx	xxx	xxx	xxx	xxx	xxx	xxx	xxx	xxx	xxx	xxx	72	149
1 cow	942	1,731	942	2,491	418,245	954,288	299	40	7,240	8	1,470	275	20,031	865	111,478	892	1,180
2 cows	752		1,504		588,294		448	92	44,631	26	3,347	361	39,943	670	129,496	738	1,669
3 cows	347		1,041		399,442		267	107	84,662	19	3,556	166	25,658	292	63,966	342	1,114
4 cows	219	739	876	3,176	322,951	1,059,903	188	114	102,317	12	4,110	87	18,848	181	42,081	212	901
5 to 9 cows	366		2,303		884,488		345	263	474,895	24	12,558	96	38,165	284	75,284	364	2,422
10 to 14 cows	44	55	494	693	189,255	332,290	44	38	135,420	1	200	10	7,872	22	11,899	44	511
15 to 19 cows	24		400		183,120		24	22	153,824	-------	---------	2	4,580	12	6,372	24	406
20 to 29 cows	23	12	522	277	295,585	139,100	23	23	275,804	-------	---------	4	2,025	9	3,714	23	532
30 to 49 cows	5	5	211	181	106,050	81,515	5	5	100,443	-------	---------	1	100	3	1,008	5	186
50 to 74 cows	-------	1	-------	55	----------	37,500	-------	-------	----------	-------	---------	-------	-------	-------	---------	-------	-------
75 to 99 cows	-------	1	-------	75	----------	70,800	-------	-------	----------	-------	---------	-------	-------	-------	---------	-------	-------
Wayne																	
Total	1,314	1,298	2,156	1,983	865,036	754,275	217	20	3,943	5	199	213	18,674	1,280	239,232	1,287	2,663
None	xxx	xxx	xxx	xxx	xxx	xxx	xxx	xxx	xxx	xxx	xxx	xxx	xxx	xxx	xxx	26	32
1 cow	730	1,181	730	1,587	360,833	639,248	64	2	130	-------	---------	64	4,296	705	96,039	692	1,008
2 cows	412		824		318,166		92	6	1,010	2	57	91	7,497	406	89,763	399	987
3 cows	128		384		125,760		38	8	2,060	2	52	36	3,741	127	36,618	126	398
4 cows	23	116	92	386	27,464	113,227	10	1	104	-------	---------	10	1,289	23	9,254	23	97
5 to 9 cows	21		126		32,813		13	3	639	1	90	12	1,851	19	7,558	21	141
10 to 14 cows	-------	1	-------	10	----------	1,800	-------	-------	----------	-------	---------	-------	-------	-------	---------	-------	-------
15 to 19 cows	-------		-------		----------		-------	-------	----------	-------	---------	-------	-------	-------	---------	-------	-------
Weakley																	
Total	3,986	3,823	9,436	9,132	3,915,858	3,883,326	2,880	341	476,013	2,439	604,323	329	37,878	3,617	371,697	4,021	10,068
None	xxx	xxx	xxx	xxx	xxx	xxx	xxx	xxx	xxx	xxx	xxx	xxx	xxx	xxx	xxx	125	230
1 cow	1,579	2,681	1,579	3,591	691,571	1,645,325	748	31	7,107	636	54,070	121	8,877	1,460	136,734	1,512	2,005
2 cows	1,162		2,324		932,462		936	65	28,725	836	139,905	103	10,457	1,060	111,114	1,144	2,471
3 cows	504		1,512		619,545		473	64	54,392	407	116,028	41	5,847	456	47,628	503	1,497
4 cows	354	1,074	1,416	4,644	586,819	1,916,859	343	60	72,014	283	116,680	30	5,187	312	34,875	353	1,406
5 to 9 cows	344		2,064		832,427		337	92	175,962	260	157,205	25	4,709	296	34,683	342	1,977
10 to 14 cows	35	68	388	897	166,309	321,142	35	23	98,467	13	13,455	6	1,171	27	4,113	34	354
15 cows and over	8		153		86,725		8	6	39,326	4	6,980	3	1,630	6	2,550	8	128
White																	
Total	1,761	1,602	3,839	3,655	1,266,019	1,213,017	569	76	42,362	386	79,226	209	25,096	1,693	264,959	1,703	4,233
None	xxx	xxx	xxx	xxx	xxx	xxx	xxx	xxx	xxx	xxx	xxx	xxx	xxx	xxx	xxx	29	63
1 cow	817	1,168	817	1,675	355,975	596,744	130	31	3,114	54	4,644	72	6,258	786	101,893	753	939
2 cows	475		950		307,884		154	12	1,186	108	12,133	61	4,612	458	74,539	458	1,094
3 cows	202		606		175,354		107	9	1,899	78	12,665	36	3,685	193	34,083	199	621
4 cows	131	410	524	1,679	148,008	520,968	71	9	5,867	55	10,935	17	3,586	126	23,865	130	575
5 to 9 cows	120		736		187,948		91	9	3,886	78	23,123	20	5,045	114	26,140	118	726
10 to 14 cows	13	24	152	301	60,550	95,305	13	4	14,610	10	10,126	2	410	13	2,308	13	162
15 cows and over	3		54		30,300		3	2	11,800	3	5,600	1	1,500	3	2,131	3	53
Williamson																	
Total	2,756	2,564	13,108	11,162	5,636,364	4,589,593	1,474	665	2,756,436	741	527,641	137	28,288	2,015	228,427	2,762	14,074
None	xxx	xxx	xxx	xxx	xxx	xxx	xxx	xxx	xxx	xxx	xxx	xxx	xxx	xxx	xxx	71	253
1 cow	826	1,379	826	1,969	304,229	739,304	104	21	4,535	53	5,068	36	2,196	702	60,272	794	968
2 cows	590		1,180		398,530		229	62	24,090	138	25,679	46	5,102	503	58,610	582	1,299
3 cows	295		885		307,554		193	52	41,800	128	39,408	21	3,061	222	28,263	295	1,003
4 cows	193	909	772	4,349	270,856	1,642,597	152	70	65,957	81	37,938	13	1,467	143	16,717	193	823
5 to 9 cows	488		3,185		1,272,149		452	214	434,813	237	195,558	13	8,470	296	41,005	487	3,290
10 to 14 cows	171	192	1,967	2,427	811,204	1,075,640	171	103	370,668	70	112,741	3	515	89	9,847	169	1,965
15 to 19 cows	77		1,257		585,985		77	56	389,778	22	55,688	1	52	26	2,565	76	1,252
20 to 29 cows	53	55	1,217	1,236	561,412	578,941	53	43	415,820	11	38,311	1	3,500	24	6,516	52	1,272
30 to 49 cows	30	24	1,056	837	632,185	416,051	30	30	572,715	-------	---------	2	3,750	8	4,327	30	1,180
50 cows and over	13	5	763	344	492,260	137,060	13	12	436,060	1	17,250	1	175	2	305	13	769
Wilson																	
Total	3,079	3,152	13,477	12,940	4,923,139	4,797,535	1,903	937	2,411,150	870	469,534	143	16,291	2,037	177,585	3,060	15,107
None	xxx	xxx	xxx	xxx	xxx	xxx	xxx	xxx	xxx	xxx	xxx	xxx	xxx	xxx	xxx	91	442
1 cow	845	1,499	845	2,179	302,282	843,169	147	22	60,180	62	5,205	72	4,193	693	54,752	790	1,254
2 cows	596		1,192		389,852		287	75	38,521	188	34,662	29	2,781	450	40,041	576	1,537
3 cows	328		984		324,125		247	89	75,940	147	41,001	17	1,998	222	18,481	320	1,095
4 cows	269	1,378	1,076	6,897	358,132	2,531,334	229	113	151,977	111	37,808	8	1,181	178	16,359	264	1,183
5 to 9 cows	710		4,645		1,665,015		662	399	834,695	263	183,343	12	4,290	356	33,760	694	4,892
10 to 14 cows	212	243	2,391	2,986	928,864	1,096,704	212	153	610,841	65	90,543	4	1,550	95	9,048	206	2,372
15 to 19 cows	71		1,159		438,669		71	48	285,969	23	40,822	-----	-------	31	3,373	71	1,189
20 to 29 cows	38	21	852	487	347,065	183,823	38	28	207,132	11	36,150	1	300	11	1,667	38	852
30 to 49 cows	10	10	333	337	169,135	120,603	10	10	165,895	-------	---------	-----	-------	1	104	10	291
50 to 74 cows	-------	1	-------	54	----------	21,900	-------	-------	----------	-------	---------	-----	-------	-------	---------	-------	-------

TABLE 19.—COWS MILKED AND MILK PRODUCED, 1939 AND 1929; DAIRY PRODUCTS SOLD AND BUTTER CHURNED, 1939; AND COWS KEPT FOR MILK APR. 1, 1940; BY NUMBER OF COWS MILKED, BY COUNTIES—Continued

(For explanation and definitions, see text)

STATE OR COUNTY AND NUMBER OF COWS MILKED	COWS MILKED				MILK PRODUCED (GALLONS)		DAIRY PRODUCTS SOLD, 1939							BUTTER CHURNED ON FARMS, 1939		COWS KEPT MAINLY FOR MILK PRODUCTION, APR. 1, 1940	
	Farms reporting		Number					Whole milk sold		Cream sold		Butter sold					
	1939	1929	1939	1929	1939	1929	Farms reporting	Farms reporting	Gallons	Farms reporting	Pounds of butterfat	Farms reporting	Pounds	Farms reporting	Pounds	Farms reporting	Number
TEXAS																	
Total	338,081	339,635	1,146,766	1,010,995	475,129,978	412,707,814	133,987	36,230	126,111,482	71,877	32,623,714	40,081	8,912,519	285,626	43,311,607	337,424	1,349,776
None	xxx	xxx	xxx	xxx	xxx	xxx	xxx	xxx	xxx	xxx	xxx	xxx	xxx	xxx	xxx	10,852	31,977
1 cow	102,623	219,075	102,623	316,127	48,529,558	134,488,255	14,222	2,979	628,770	4,466	495,353	8,310	700,751	83,380	8,786,284	96,493	143,549
2 cows	94,744		189,488		73,138,466		27,282	4,638	1,942,531	13,661	2,416,525	11,547	1,397,537	82,793	11,563,742	91,956	235,452
3 cows	46,978		140,934		50,734,797		21,599	4,307	2,893,101	12,602	3,069,080	6,700	1,102,765	41,749	6,637,707	45,948	164,343
4 cows	31,922	108,665	127,688	468,444	45,554,116	172,091,621	19,286	4,555	4,378,874	11,861	3,917,363	4,720	1,081,630	28,137	4,883,616	31,331	142,008
5 to 9 cows	47,319		292,306		110,866,329		37,479	11,558	20,277,778	23,000	13,220,742	6,916	2,885,305	40,167	8,127,880	46,553	309,605
10 to 14 cows	8,056	8,538	90,122	105,976	37,519,616	45,075,619	7,752	3,429	12,465,587	4,222	4,668,176	1,142	853,884	6,056	1,714,353	7,941	94,223
15 to 19 cows	2,390		38,721		18,016,343		2,351	1,394	8,961,478	1,031	1,773,263	329	349,295	1,576	574,849	2,359	41,240
20 to 29 cows	1,947	1,707	44,256	38,828	22,382,049	18,581,394	1,922	1,433	15,036,614	631	1,453,578	233	263,640	1,018	413,671	1,917	48,609
30 to 49 cows	1,299	1,116	46,602	39,993	25,607,970	20,402,468	1,292	1,167	21,163,928	270	821,932	120	164,086	533	251,613	1,276	53,393
50 to 74 cows	430	334	25,205	19,159	14,327,536	10,258,318	429	409	12,563,817	84	308,917	35	82,816	134	101,583	426	29,366
75 to 99 cows	140	95	11,478	7,934	6,479,249	3,933,327	140	133	5,821,048	27	128,228	8	39,113	30	43,812	140	13,490
100 to 199 cows	188	95	23,401	11,915	13,148,539	6,157,912	188	184	11,827,718	18	226,755	15	148,005	41	154,440	188	27,822
200 cows and over	45	10	13,942	2,619	8,825,410	1,718,900	45	44	8,150,238	4	123,802	6	43,692	12	48,057	44	14,699
Anderson																	
Total	2,861	2,911	7,288	7,324	2,521,921	2,638,396	636	217	467,246	142	38,190	358	87,102	2,643	447,743	2,794	8,997
None	xxx	xxx	xxx	xxx	xxx	xxx	xxx	xxx	xxx	xxx	xxx	xxx	xxx	xxx	xxx	123	259
1 cow	1,108	2,030	1,108	2,934	451,387	1,064,844	80	14	2,097	12	1,013	60	5,186	1,023	109,690	1,011	1,615
2 cows	911		1,822		597,768		156	36	14,057	26	3,310	110	12,311	866	135,223	852	2,303
3 cows	368		1,104		321,848		118	38	16,966	31	4,670	61	7,641	347	64,895	350	1,251
4 cows	194	818	776	3,405	222,198	1,103,534	72	20	10,665	24	7,952	40	8,211	177	40,980	188	903
5 to 9 cows	205		1,239		406,044		135	64	81,437	31	10,715	62	29,304	174	62,800	197	1,292
10 to 14 cows	45	50	489	608	184,489	255,945	45	22	69,362	13	7,365	17	16,825	37	23,661	44	487
15 to 19 cows	14		220		85,985		14	7	42,305	4	2,465	6	7,116	11	8,703	13	235
20 to 29 cows	10	10	219	232	80,300	115,250	10	10	60,080	1	700	2	508	7	1,641	10	238
30 to 49 cows	3	2	124	85	72,277	38,952	3	3	72,177	———	———	———	———	———	———	3	148
50 to 74 cows	3	1	187	60	99,625	59,871	3	3	98,100	———	———	———	———	1	150	3	266
Andrews																	
Total	97	64	279	218	114,856	57,760	42	9	15,920	9	5,695	32	5,943	93	20,869	97	341
None	xxx	xxx	xxx	xxx	xxx	xxx	xxx	xxx	xxx	xxx	xxx	xxx	xxx	xxx	xxx	3	4
1 cow	23	30	23	47	11,450	17,570	5	-----	———	———	———	5	610	23	3,398	22	45
2 cows	34		68		25,631		13	2	65	———	———	12	1,049	32	7,038	34	79
3 cows	16		48		15,200		4	-----	———	———	———	4	575	16	3,328	15	56
4 cows	8	34	32	171	15,130	40,190	6	-----	———	2	1,100	4	1,680	8	2,775	8	39
5 cows and over	16		108		47,445		14	7	15,855	7	4,595	7	2,029	14	4,330	15	118
Angelina																	
Total	2,301	1,954	4,479	4,226	1,695,032	1,481,163	301	136	279,834	9	2,990	229	34,916	2,013	315,898	2,272	5,557
None	xxx	xxx	xxx	xxx	xxx	xxx	xxx	xxx	xxx	xxx	xxx	xxx	xxx	xxx	xxx	92	148
1 cow	1,122	1,464	1,122	2,107	518,952	794,759	62	21	2,749	-----	———	51	4,416	951	110,724	1,034	1,502
2 cows	813		1,626		532,895		117	53	13,663	1	300	96	9,229	735	118,444	789	2,042
3 cows	217		651		200,546		50	21	7,899	1	320	42	6,640	200	45,255	212	718
4 cows	76	476	304	1,837	78,199	532,944	24	7	6,520	1	250	20	3,840	72	19,079	73	318
5 to 9 cows	48		291		99,440		23	10	20,508	5	2,100	14	6,007	39	15,469	47	290
10 to 14 cows	10	8	122	95	65,245	46,085	10	9	50,050	-----	———	3	3,604	9	4,671	10	125
15 to 19 cows	5		84		46,100		5	5	43,235	-----	———	-----	———	1	365	5	97
20 to 29 cows	7	3	171	67	85,455	37,000	7	7	72,970	1	20	3	1,180	5	1,701	7	187
30 to 49 cows	3	2	108	70	68,200	43,000	3	3	62,240	-----	———	-----	———	1	190	3	130
50 to 74 cows	-----	1	-----	50	———	27,375	-----	-----	———	-----	———	-----	———	-----	———	-----	-----
Aransas																	
Total	84	86	454	504	159,688	261,253	34	6	50,801	7	4,352	26	9,310	64	16,470	83	452
None	xxx	xxx	xxx	xxx	xxx	xxx	xxx	xxx	xxx	xxx	xxx	xxx	xxx	xxx	xxx	2	3
1 cow	18	53	18	76	8,978	33,325	1	-----	———	———	———	1	18	12	1,118	18	29
2 cows	30		60		27,080		7	-----	———	1	365	6	755	24	3,341	30	76
3 cows	12		36		13,949		7	2	3,146	-----	———	5	797	10	1,824	12	39
4 cows	4	24	16	108	4,720	46,783	3	1	1,070	-----	———	2	300	3	581	4	16
5 to 9 cows	12		70		29,245		10	1	3,285	4	2,047	7	3,805	9	4,571	10	56
10 to 14 cows	5	4	59	50	24,716	18,795	4	-----	———	1	500	4	3,530	5	4,535	5	60
15 to 19 cows	-----		-----		———		-----	-----	———	-----	———	-----	———	-----	———	-----	-----
20 cows and over	3	5	195	270	51,000	162,350	2	2	43,300	1	1,440	1	105	1	500	2	173
Archer																	
Total	444	581	2,369	3,246	968,793	1,217,320	245	64	325,416	133	82,207	94	20,711	370	65,315	443	2,720
None	xxx	xxx	xxx	xxx	xxx	xxx	xxx	xxx	xxx	xxx	xxx	xxx	xxx	xxx	xxx	3	20
1 cow	92	280	92	437	47,706	186,598	14	2	756	5	320	9	477	80	7,736	91	127
2 cows	93		186		76,208		26	4	1,209	11	1,692	15	1,838	86	12,200	91	213
3 cows	55		165		66,680		32	5	941	16	2,400	20	3,084	47	9,231	54	181
4 cows	49	199	196	936	70,017	282,455	37	6	3,947	23	7,665	15	1,881	45	8,112	49	198
5 to 9 cows	88		560		204,297		69	11	14,695	48	30,714	23	5,644	72	15,968	88	615
10 to 14 cows	32	64	359	838	132,346	289,220	32	12	45,509	14	15,728	9	6,171	22	9,239	32	448
15 to 19 cows	16		266		117,215		16	9	55,996	9	17,175	1	1,396	6	1,764	16	245
20 to 29 cows	10	29	223	640	98,435	305,972	10	6	61,720	6	5,458	1	180	7	617	10	261
30 cows and over	9	9	322	395	155,909	153,075	9	9	140,643	1	1,055	1	40	5	448	9	412

TABLE 19.—COWS MILKED AND MILK PRODUCED, 1939 AND 1929; DAIRY PRODUCTS SOLD AND BUTTER CHURNED, 1939; AND COWS KEPT FOR MILK APR. 1, 1940; BY NUMBER OF COWS MILKED, BY COUNTIES—Continued

(For explanation and definitions, see text)

STATE OR COUNTY AND NUMBER OF COWS MILKED	COWS MILKED				MILK PRODUCED (GALLONS)		DAIRY PRODUCTS SOLD, 1939							BUTTER CHURNED ON FARMS, 1939		COWS KEPT MAINLY FOR MILK PRODUCTION, APR. 1, 1940	
	Farms reporting		Number					Whole milk sold		Cream sold		Butter sold					
	1939	1929	1939	1929	1939	1929	Farms reporting	Farms reporting	Gallons	Farms reporting	Pounds of butterfat	Farms reporting	Pounds	Farms reporting	Pounds	Farms reporting	Number
TEXAS—Contd.																	
Armstrong																	
Total	358	376	1,750	1,705	801,113	777,922	226	32	104,284	180	137,820	44	5,934	328	38,841	348	2,171
None	xxx	xxx	xxx	xxx	xxx	xxx	xxx	xxx	xxx	xxx	xxx	xxx	xxx	xxx	xxx	4	23
1 cow	59	151	59	232	35,718	103,270	14	3	527	9	996	6	684	50	4,461	51	112
2 cows	78		156		65,693		27	2	1,194	19	3,977	8	760	73	8,017	76	194
3 cows	46		138		51,698		29	2	3,080	20	5,986	11	487	40	3,901	43	152
4 cows	39	192	156	981	69,722	446,897	31	3	2,693	28	11,986	6	509	37	4,219	39	186
5 to 9 cows	96		635		280,312		86	12	22,590	72	61,415	10	1,974	90	10,342	95	771
10 to 14 cows	26	28	292	361	149,544	170,995	26	5	15,922	22	30,043	3	1,520	26	4,179	26	383
15 to 19 cows	8		125		61,673		8	2	8,953	7	15,863	----	-------	7	754	8	133
20 to 29 cows	3	3	69	71	22,733	34,760	3	2	12,365	2	3,274	----	-------	3	364	3	81
30 cows and over	3	2	120	60	64,020	22,000	2	1	36,960	1	4,300	----	-------	2	2,604	3	136
Atascosa																	
Total	1,634	1,201	5,521	4,513	1,851,495	1,599,207	431	127	451,822	219	83,943	144	20,350	1,176	127,464	1,587	6,594
None	xxx	xxx	xxx	xxx	xxx	xxx	xxx	xxx	xxx	xxx	xxx	xxx	xxx	xxx	xxx	50	254
1 cow	462	671	462	971	183,486	389,823	36	14	2,491	9	898	20	1,605	253	19,036	423	626
2 cows	506		1,012		334,731		88	23	7,355	21	2,306	52	3,346	388	37,417	478	1,358
3 cows	226		678		188,137		49	9	4,028	30	5,440	11	2,002	169	17,823	220	804
4 cows	160	450	640	2,019	172,389	617,328	64	19	14,671	34	5,752	18	2,058	133	16,256	154	799
5 to 9 cows	206		1,265		367,287		129	25	26,278	90	33,192	32	9,014	176	27,467	194	1,273
10 to 14 cows	48	59	541	719	177,844	254,751	42	22	48,171	26	27,067	7	1,600	41	5,635	44	494
15 to 19 cows	7		111		41,621		5	2	21,363	3	3,536	----	-------	5	1,045	7	93
20 to 29 cows	11	11	235	241	87,925	80,575	10	6	55,300	4	4,752	3	425	10	2,205	10	235
30 to 49 cows	4	5	132	197	66,275	95,800	4	3	52,430	2	1,000	1	300	1	600	3	117
50 cows and over	4	5	445	366	231,800	160,930	4	4	219,735	----	-------	----	-------	----	-------	4	541
Austin																	
Total	2,516	2,326	8,395	7,792	2,052,012	1,836,819	571	75	154,140	350	62,496	177	29,036	2,081	189,336	2,521	10,452
None	xxx	xxx	xxx	xxx	xxx	xxx	xxx	xxx	xxx	xxx	xxx	xxx	xxx	xxx	xxx	47	123
1 cow	551	1,121	551	1,759	160,871	506,618	27	3	320	13	981	12	871	411	26,408	535	1,001
2 cows	611		1,222		345,743		93	7	1,773	54	6,773	37	4,741	505	36,166	600	1,643
3 cows	441		1,323		335,322		96	11	4,760	55	6,713	38	3,381	379	30,767	436	1,717
4 cows	356	1,120	1,424	5,034	325,781	1,126,219	91	4	3,400	61	7,648	28	2,136	320	29,397	351	1,795
5 to 9 cows	472		2,851		615,011		203	30	48,190	131	25,214	53	10,580	393	50,968	468	3,088
10 to 14 cows	71	84	772	976	175,409	191,202	47	11	33,402	32	12,236	5	6,800	60	13,317	70	799
15 to 19 cows	8		127		42,815		8	5	28,645	2	785	3	377	7	1,213	8	127
20 to 29 cows	6	1	125	23	51,060	12,780	6	4	33,650	2	2,146	1	150	6	1,100	6	159
Bailey																	
Total	731	665	3,222	2,268	1,652,209	1,042,668	553	40	75,841	514	305,169	16	4,568	705	90,983	744	3,564
None	xxx	xxx	xxx	xxx	xxx	xxx	xxx	xxx	xxx	xxx	xxx	xxx	xxx	xxx	xxx	27	60
1 cow	99	302	99	450	55,760	213,009	19	----	-------	16	2,226	3	375	93	8,812	97	148
2 cows	127		254		132,297		71	1	385	67	15,448	4	666	119	14,230	122	290
3 cows	96		288		147,528		74	2	1,550	72	27,444	----	-------	92	10,472	94	345
4 cows	109	341	436	1,565	239,378	705,619	97	5	3,013	92	43,815	3	396	103	12,261	109	493
5 to 9 cows	262		1,625		824,386		254	22	41,185	236	168,753	4	891	260	35,746	257	1,715
10 to 14 cows	28	21	312	233	141,615	109,440	28	7	10,715	21	27,918	1	1,460	28	6,871	28	339
15 to 19 cows	6		99		47,880		6	----	-------	6	11,340	----	-------	6	1,241	6	79
20 cows and over	4	1	109	20	63,365	14,600	4	3	18,993	4	8,225	1	780	4	1,350	4	95
Bandera																	
Total	576	594	1,496	1,652	481,510	697,685	192	21	14,969	105	24,379	101	14,008	527	67,094	577	1,687
None	xxx	xxx	xxx	xxx	xxx	xxx	xxx	xxx	xxx	xxx	xxx	xxx	xxx	xxx	xxx	16	38
1 cow	146	366	146	573	60,336	259,339	20	2	95	5	226	16	1,069	123	10,341	139	199
2 cows	202		404		132,358		52	6	1,700	25	4,756	29	1,805	190	19,872	195	471
3 cows	112		336		98,712		44	4	749	28	3,894	20	1,697	106	13,329	111	391
4 cows	47	216	188	896	54,997	352,944	24	3	2,600	15	3,171	11	1,292	45	7,551	47	203
5 to 9 cows	66		388		123,127		49	6	9,825	30	10,872	23	6,259	60	13,896	66	357
10 to 14 cows	3	10	34	111	12,000	57,640	3	----	-------	2	1,460	2	1,886	3	2,125	3	28
15 to 19 cows	-------		-------		-------		-------	-------	-------	-------	-------	-------	-------	-------	-------	-------	-------
20 to 29 cows	-------	1	-------	20	-------	4,400	-------	-------	-------	-------	-------	-------	-------	-------	-------	-------	-------
30 to 49 cows	-------	1	-------	32	-------	23,360	-------	-------	-------	-------	-------	-------	-------	-------	-------	-------	-------
Bastrop																	
Total	1,970	2,003	5,852	5,789	1,582,545	1,651,755	398	150	174,699	131	49,481	161	36,082	1,647	211,321	1,965	6,892
None	xxx	xxx	xxx	xxx	xxx	xxx	xxx	xxx	xxx	xxx	xxx	xxx	xxx	xxx	xxx	72	190
1 cow	526	1,185	526	1,757	188,840	559,490	25	6	425	1	50	19	1,318	396	29,085	484	775
2 cows	631		1,262		366,188		66	15	6,497	20	2,620	35	3,456	538	56,691	610	1,534
3 cows	297		891		235,358		69	28	10,870	21	2,310	28	2,598	263	34,737	288	1,016
4 cows	205	771	820	3,382	197,973	878,896	70	22	11,685	22	4,059	31	6,947	182	29,615	204	986
5 to 9 cows	263		1,601		345,303		125	51	48,654	47	12,044	36	11,957	228	42,760	260	1,674
10 to 14 cows	30	46	329	535	89,580	145,479	27	18	43,150	10	2,180	7	4,316	27	8,240	29	268
15 to 19 cows	10		155		59,518		9	5	10,613	7	14,688	3	3,740	7	4,288	10	218
20 to 29 cows	5	----	113	-------	37,910	-------	5	4	24,555	1	1,450	1	1,500	4	1,980	5	66
30 cows and over	3	3	155	115	61,875	67,890	2	1	18,250	2	10,080	1	250	2	3,925	3	165
Baylor																	
Total	633	741	2,372	1,910	946,314	764,592	391	64	98,072	313	103,695	96	17,440	598	85,520	586	2,609
None	xxx	xxx	xxx	xxx	xxx	xxx	xxx	xxx	xxx	xxx	xxx	xxx	xxx	xxx	xxx	19	46
1 cow	106	504	106	752	55,316	342,611	20	6	1,235	9	746	8	721	97	9,888	85	139
2 cows	150		300		124,529		69	10	2,756	47	5,423	21	1,288	141	17,118	135	334
3 cows	123		369		136,617		78	13	5,882	64	10,964	17	2,565	118	15,402	111	432
4 cows	85	224	332	945	129,834	308,566	64	10	9,573	55	15,966	17	1,901	80	10,524	78	358
5 to 9 cows	151		936		360,571		141	20	17,976	121	52,981	31	10,257	146	28,938	138	910
10 to 14 cows	12	9	153	105	49,347	48,540	11	1	3,500	11	8,251	----	-------	12	2,092	12	161
15 to 19 cows	2		30		16,000		2	1	10,000	1	300	1	500	2	1,200	2	27
20 cows and over	6	4	166	108	84,100	64,875	6	3	47,170	5	9,084	1	208	2	358	6	202

TABLE 19.—COWS MILKED AND MILK PRODUCED, 1939 AND 1929; DAIRY PRODUCTS SOLD AND BUTTER CHURNED, 1939; AND COWS KEPT FOR MILK APR. 1, 1940; BY NUMBER OF COWS MILKED, BY COUNTIES—Continued

(For explanation and definitions, see text)

STATE OR COUNTY AND NUMBER OF COWS MILKED	COWS MILKED				MILK PRODUCED (GALLONS)		DAIRY PRODUCTS SOLD, 1939							BUTTER CHURNED ON FARMS, 1939		COWS KEPT MAINLY FOR MILK PRODUCTION, APR. 1, 1940	
	Farms reporting		Number					Whole milk sold		Cream sold		Butter sold					
	1939	1929	1939	1929	1939	1929	Farms reporting	Farms reporting	Gallons	Farms reporting	Pounds of butterfat	Farms reporting	Pounds	Farms reporting	Pounds	Farms reporting	Number
TEXAS—Contd.																	
Bee																	
Total	870	1,055	3,550	4,544	1,090,426	1,787,383	341	77	187,858	245	108,358	71	11,654	853	75,905	874	4,245
None	xxx	xxx	xxx	xxx	xxx	xxx	xxx	xxx	xxx	xxx	xxx	xxx	xxx	xxx	xxx	29	132
1 cow	187	557	187	805	65,917	318,030	18	4	163	6	830	11	386	107	8,547	177	303
2 cows	223		446		130,748		30	10	3,381	12	1,619	13	961	156	16,197	214	540
3 cows	115		345		107,295		50	11	4,558	32	6,280	11	861	95	12,156	111	441
4 cows	92	376	368	1,846	99,253	680,019	40	5	1,774	30	4,781	7	1,075	75	8,102	92	440
5 to 9 cows	186		1,174		344,981		138	22	18,347	119	56,848	19	3,736	167	22,031	184	1,287
10 to 14 cows	37	104	408	1,308	121,430	519,393	35	10	28,120	28	18,826	4	1,685	30	4,954	37	473
15 to 19 cows	16		253		74,640		16	5	14,140	12	11,604	4	2,670	13	4,131	16	230
20 to 29 cows	9	12	195	287	77,112	126,091	9	6	56,375	4	4,700	1	130	7	1,102	9	141
30 to 49 cows	5	4	174	132	69,050	65,400	5	4	61,000	2	870	1	150	5	685	5	258
50 to 74 cows	———	1	———	56	———	31,000	———	———	———	———	———	———	———	———	———	———	———
75 to 99 cows	———	———	———	———	———	———	———	———	———	———	———	———	———	———	———	———	———
100 to 199 cows	———	1	———	110	———	47,450	———	———	———	———	———	———	———	———	———	———	———
Bell																	
Total	3,576	3,862	10,228	8,847	4,810,088	4,370,228	2,070	251	652,719	1,467	376,881	577	158,818	3,226	512,960	3,552	11,617
None	xxx	xxx	xxx	xxx	xxx	xxx	xxx	xxx	xxx	xxx	xxx	xxx	xxx	xxx	xxx	82	219
1 cow	887	2,926	887	4,291	489,937	2,179,773	249	19	3,078	155	15,825	96	11,046	779	80,648	847	1,197
2 cows	1,249		2,498		1,208,624		691	45	15,372	511	89,320	186	30,570	1,150	153,819	1,210	2,883
3 cows	601		1,803		846,463		436	47	39,484	322	77,273	114	31,762	548	94,262	591	2,016
4 cows	393	886	1,572	3,397	681,199	1,491,762	317	33	33,452	234	65,610	87	34,484	365	80,505	386	1,657
5 to 9 cows	377		2,244		946,778		309	68	127,405	210	95,338	79	37,715	339	85,015	367	2,301
10 to 14 cows	37	31	417	394	191,652	223,355	37	11	52,420	26	24,349	10	11,636	31	15,191	37	409
15 to 19 cows	13		207		102,805		13	11	80,783	3	2,066	3	1,430	8	2,345	13	255
20 to 29 cows	11	10	239	238	128,130	133,210	10	9	106,525	2	1,600	2	175	5	950	11	307
30 to 49 cows	5	4	174	140	91,450	82,700	5	5	86,200	1	800	———	———	1	225	5	184
50 cows and over	3	5	187	387	123,250	259,428	3	3	108,000	3	4,700	———	———	———	———	3	189
Bexar																	
Total	2,712	2,308	18,883	14,750	10,066,354	7,644,819	1,232	455	6,380,299	485	351,542	426	228,669	1,822	395,750	2,775	22,190
None	xxx	xxx	xxx	xxx	xxx	xxx	xxx	xxx	xxx	xxx	xxx	xxx	xxx	xxx	xxx	141	676
1 cow	802	1,129	802	1,601	378,892	655,176	80	42	10,667	7	1,015	45	3,828	469	40,059	761	986
2 cows	623		1,246		488,792		130	33	16,260	43	8,537	62	10,572	468	55,285	605	1,649
3 cows	264		792		299,629		111	8	6,015	63	21,396	51	11,883	218	30,964	259	1,034
4 cows	186	788	744	3,732	319,518	1,638,360	130	22	28,355	73	27,950	51	19,410	153	34,130	182	951
5 to 9 cows	433		2,775		1,100,847		379	60	119,208	206	131,882	150	83,416	334	117,958	426	3,007
10 to 14 cows	115	208	1,280	2,740	580,289	1,470,546	113	44	198,435	56	60,207	36	33,619	80	41,452	115	1,352
15 to 19 cows	63		1,023		602,368		63	38	333,000	16	33,595	16	35,413	33	38,927	63	1,244
20 to 29 cows	85	75	1,958	1,776	1,178,834	1,023,605	85	72	977,536	10	23,314	11	16,959	28	19,642	84	2,134
30 to 49 cows	86	81	3,084	2,900	1,834,175	1,719,707	86	81	1,642,510	7	23,390	3	5,620	28	8,038	84	3,515
50 to 74 cows	30	19	1,726	1,121	1,163,225	618,874	30	30	1,121,975	1	2,500	———	———	5	616	30	2,017
75 to 99 cows	9	4	738	328	480,187	149,600	9	9	416,465	2	5,778	1	7,949	2	8,105	9	859
100 to 199 cows	11	4	1,345	552	789,658	368,951	11	11	737,943	———	———	———	———	2	354	11	1,483
200 cows and over	5	———	1,370	———	849,940	———	5	5	773,950	1	12,000	———	———	1	220	5	1,283
Blanco																	
Total	588	639	1,629	2,071	705,427	748,572	173	10	4,669	102	49,435	80	13,851	549	83,836	586	1,750
None	xxx	xxx	xxx	xxx	xxx	xxx	xxx	xxx	xxx	xxx	xxx	xxx	xxx	xxx	xxx	11	56
1 cow	122	284	122	449	77,291	190,114	5	2	130	1	128	4	518	107	12,394	114	144
2 cows	220		440		221,117		52	4	980	26	6,596	27	3,178	205	27,552	216	478
3 cows	105		315		130,237		41	2	2,281	23	9,309	20	1,652	104	15,014	104	351
4 cows	68	343	272	1,489	108,644	521,133	34	———	———	22	11,497	15	2,848	65	12,439	68	285
5 to 9 cows	65		367		128,703		34	2	1,298	24	13,375	11	4,431	60	13,649	65	363
10 cows and over	8	12	113	133	39,435	37,325	7	———	———	6	8,530	3	1,204	8	2,788	8	93
Borden																	
Total	224	249	957	828	376,722	281,287	116	9	2,216	109	54,024	12	1,498	197	26,402	228	1,096
None	xxx	xxx	xxx	xxx	xxx	xxx	xxx	xxx	xxx	xxx	xxx	xxx	xxx	xxx	xxx	4	7
1 cow	24	136	24	217	12,815	93,011	———	———	———	———	———	———	———	16	1,739	24	37
2 cows	45		90		35,409		11	1	10	10	2,078	3	200	37	5,977	45	110
3 cows	39		117		38,580		14	1	116	12	2,710	2	213	34	4,184	39	148
4 cows	37	101	148	458	55,663	140,246	27	1	416	26	8,490	2	225	33	4,260	37	172
5 to 9 cows	66		402		168,625		53	4	624	50	25,422	5	860	65	10,604	68	415
10 to 14 cows	10	12	110	155	43,590	48,030	8	1	50	8	10,154	———	———	9	1,094	10	116
15 cows and over	3		66		24,040		3	1	1,000	3	5,170	———	———	3	544	3	91
Bosque																	
Total	1,835	1,915	5,965	7,233	1,980,689	2,582,466	758	46	89,623	598	156,313	187	27,752	1,740	231,518	1,822	7,116
None	xxx	xxx	xxx	xxx	xxx	xxx	xxx	xxx	xxx	xxx	xxx	xxx	xxx	xxx	xxx	42	113
1 cow	378	823	378	1,276	151,131	483,244	37	4	324	18	1,651	19	1,259	341	27,416	353	721
2 cows	506		1,012		391,131		142	3	490	100	14,361	46	4,281	475	56,116	490	1,433
3 cows	313		939		322,254		153	3	1,400	115	19,675	45	5,368	300	40,964	310	1,132
4 cows	266	994	1,064	4,558	346,413	1,547,478	161	6	5,375	137	33,739	32	3,305	262	38,421	262	1,172
5 to 9 cows	330		2,030		576,684		227	17	29,222	198	66,954	38	7,776	322	54,223	324	2,029
10 to 14 cows	33	88	370	1,083	119,788	409,954	31	8	21,582	24	15,309	3	2,755	32	10,061	33	346
15 to 19 cows	5		86		32,750		3	2	15,280	3	694	1	120	5	1,121	4	83
20 to 29 cows	4	3	86	68	40,560	39,330	4	3	15,950	3	3,930	3	2,888	3	3,196	4	87
30 to 49 cows	———	6	———	187	———	78,480	———	———	———	———	———	———	———	———	———	———	———
50 to 74 cows	———	———	———	———	———	———	———	———	———	———	———	———	———	———	———	———	———
75 to 99 cows	———	1	———	81	———	24,000	———	———	———	———	———	———	———	———	———	———	———

TABLE 19.—COWS MILKED AND MILK PRODUCED, 1939 AND 1929; DAIRY PRODUCTS SOLD AND BUTTER CHURNED, 1939; AND COWS KEPT FOR MILK APR. 1, 1940; BY NUMBER OF COWS MILKED, BY COUNTIES—Continued

(For explanation and definitions, see text)

STATE OR COUNTY AND NUMBER OF COWS MILKED	COWS MILKED				MILK PRODUCED (GALLONS)		DAIRY PRODUCTS SOLD, 1939							BUTTER CHURNED ON FARMS, 1939		COWS KEPT MAINLY FOR MILK PRODUCTION, APR. 1, 1940	
	Farms reporting		Number					Whole milk sold		Cream sold		Butter sold					
	1939	1929	1939	1929	1939	1929	Farms reporting	Farms reporting	Gallons	Farms reporting	Pounds of butterfat	Farms reporting	Pounds	Farms reporting	Pounds	Farms reporting	Number
TEXAS—Contd.																	
Bowie																	
Total	3,181	3,057	8,068	5,987	3,164,042	2,431,271	817	328	751,552	187	74,714	394	77,868	3,036	551,712	3,165	9,290
None	xxx	xxx	xxx	xxx	xxx	xxx	xxx	xxx	xxx	xxx	xxx	xxx	xxx	xxx	xxx	82	128
1 cow	1,307	2,529	1,307	3,492	558,113	1,371,631	97	18	2,961	7	878	84	7,931	1,264	157,117	1,248	1,732
2 cows	966		1,932		701,140		174	28	10,234	22	3,180	136	14,492	936	174,846	942	2,286
3 cows	350		1,050		360,175		140	49	33,971	31	7,033	70	9,515	331	70,362	340	1,150
4 cows	218	500	872	1,932	298,955	689,980	123	70	67,616	31	8,763	39	7,915	200	47,932	215	918
5 to 9 cows	270		1,658		592,199		214	115	168,651	76	36,058	55	21,106	244	73,881	269	1,759
10 to 14 cows	40		444		184,620		39	22	73,932	17	14,675	5	5,940	36	12,280	39	478
15 to 19 cows	14	21	223	266	114,010	160,960	14	11	76,185	2	627	2	6,770	13	9,349	14	281
20 to 29 cows	10	1	243	22	135,195	9,000	10	9	114,887	1	3,500	3	4,199	9	5,425	10	254
30 to 49 cows	3	4	122	140	78,435	103,700	3	3	66,435	———	———	———	———	2	416	3	141
50 cows and over	3	2	217	115	141,200	96,000	3	3	136,700	———	———	———	———	1	104	3	163
Brazoria																	
Total	1,225	1,294	8,734	8,094	3,230,655	3,401,761	264	165	2,144,148	40	29,063	96	98,722	837	165,616	1,222	10,785
None	xxx	xxx	xxx	xxx	xxx	xxx	xxx	xxx	xxx	xxx	xxx	xxx	xxx	xxx	xxx	41	93
1 cow	434	759	434	1,078	141,261	372,533	10	3	510	1	72	8	712	253	13,102	415	537
2 cows	344		688		205,161		34	12	6,056	2	420	25	2,501	257	20,415	330	798
3 cows	134		402		112,080		23	11	8,755	4	460	11	2,042	111	12,029	130	464
4 cows	71	347	284	1,472	82,460	459,081	23	9	8,305	4	1,567	11	2,833	58	8,876	70	371
5 to 9 cows	103		624		171,407		38	10	19,810	12	8,248	21	6,888	92	19,105	99	674
10 to 14 cows	19		208		92,830		16	10	41,930	4	4,277	5	5,518	12	8,408	18	247
15 to 19 cows	16	70	264	958	112,265	435,961	18	9	53,180	4	3,614	5	8,790	9	9,758	16	361
20 to 29 cows	27	44	820	1,016	221,440	498,163	27	25	177,680	5	7,945	2	600	14	1,763	27	774
30 to 49 cows	33	48	1,233	1,757	506,595	834,145	33	32	465,985	1	308	3	3,085	18	5,112	33	1,693
50 to 74 cows	23	17	1,407	988	544,876	430,668	23	23	481,927	2	990	3	15,865	7	16,450	22	1,797
75 to 99 cows	10	4	824	320	332,425	162,795	10	10	320,945	1	1,162	———	———	3	370	10	985
100 cows and over	11	5	1,746	505	707,855	208,415	11	11	559,085	———	———	2	49,888	3	50,248	11	1,991
Brazos																	
Total	1,276	1,374	4,497	3,977	1,789,651	1,248,354	244	73	643,325	50	41,579	165	27,516	1,083	152,176	1,297	5,185
None	xxx	xxx	xxx	xxx	xxx	xxx	xxx	xxx	xxx	xxx	xxx	xxx	xxx	xxx	xxx	50	102
1 cow	386	866	386	1,293	165,897	390,602	18	1	45	1	40	17	717	302	20,938	376	507
2 cows	385		770		274,855		50	8	2,897	5	766	45	3,252	333	32,373	377	885
3 cows	203		609		193,492		37	7	2,813	3	922	31	4,526	189	23,515	198	654
4 cows	119	478	476	2,009	137,242	573,324	31	3	1,640	6	2,202	24	2,849	108	17,406	118	538
5 to 9 cows	128		767		234,716		53	14	20,340	19	9,832	34	7,860	118	25,168	124	798
10 to 14 cows	25		277		101,666		25	15	48,340	4	4,375	7	5,150	17	7,130	24	303
15 to 19 cows	7	22	117	280	53,705	97,543	7	3	17,150	6	7,532	2	1,912	4	2,715	7	125
20 to 29 cows	10	2	221	44	90,200	10,760	10	9	62,600	1	3,300	2	450	7	1,529	10	266
30 to 49 cows	6	2	232	60	153,613	36,400	6	6	135,900	2	3,373	———	———	2	152	6	273
50 to 74 cows	3	2	183	108	129,115	33,492	3	3	101,600	2	7,637	———	———	2	250	3	213
75 cows and over	4	2	459	183	257,150	106,233	4	4	250,000	1	1,500	1	800	1	1,000	4	519
Brewster																	
Total	170	129	496	524	226,505	184,580	18	16	72,438	2	5,025	7	1,098	79	8,914	154	647
None	xxx	xxx	xxx	xxx	xxx	xxx	xxx	xxx	xxx	xxx	xxx	xxx	xxx	xxx	xxx	8	24
1 cow	57	71	57	107	28,170	56,022	2	1	500	———	———	1	5	25	2,292	46	71
2 cows	64		128		55,775		2	1	960	———	———	1	35	26	2,317	55	149
3 cows	21		63		25,220		3	3	2,120	———	———	———	———	10	789	20	78
4 cows	13	48	52	189	16,920	58,768	3	3	3,463	———	———	2	58	9	878	11	110
5 to 9 cows	9		58		19,340		3	3	1,965	———	———	1	720	6	1,998	8	75
10 to 14 cows	2	10	20	228	8,000	89,790	1	1	7,300	———	———	———	———	1	50	2	23
15 cows and over	4		120		73,080		4	4	56,130	2	5,025	2	280	2	590	4	119
Briscoe																	
Total	450	615	2,219	2,215	978,953	1,153,746	310	47	98,575	277	163,417	23	5,787	426	52,280	455	2,243
None	xxx	xxx	xxx	xxx	xxx	xxx	xxx	xxx	xxx	xxx	xxx	xxx	xxx	xxx	xxx	9	34
1 cow	55	289	55	440	28,979	249,207	9	3	981	5	522	2	380	52	3,862	53	88
2 cows	78		156		68,693		30	2	2,300	22	3,172	7	1,402	72	8,887	78	197
3 cows	65		195		92,941		48	4	945	46	10,963	3	81	64	6,967	65	212
4 cows	66	302	264	1,467	105,487	746,366	51	5	5,110	47	12,202	2	77	64	8,309	66	271
5 to 9 cows	139		881		415,903		126	22	41,146	115	77,569	7	2,547	153	17,341	138	856
10 to 14 cows	35		401		160,640		34	8	28,251	31	33,067	1	335	30	4,649	35	389
15 to 19 cows	7	21	113	245	55,375	128,511	7	1	980	7	15,308	1	965	6	1,466	6	100
20 cows and over	5	3	154	65	50,955	29,662	5	2	18,860	4	10,614	———	———	5	799	5	116
Brooks																	
Total	276	231	1,909	1,898	839,156	895,584	118	6	39,035	113	236,356	3	185	18	2,169	292	2,596
None	xxx	xxx	xxx	xxx	xxx	xxx	xxx	xxx	xxx	xxx	xxx	xxx	xxx	xxx	xxx	18	126
1 cow	73	144	73	201	22,415	74,445	2	———	———	———	———	2	85	4	534	73	85
2 cows	63		126		33,300		———	———	———	———	———	———	———	5	936	61	224
3 cows	27		81		20,171		6	———	———	6	2,379	———	———	1	52	27	110
4 cows	4	45	16	228	4,390	74,951	3	———	———	2	730	1	100	1	240	4	16
5 to 9 cows	50		350		140,760		48	———	———	48	42,467	———	———	3	140	50	410
10 to 14 cows	20		242		91,025		20	2	5,100	18	27,132	———	———	2	67	20	300
15 to 19 cows	14	11	227	141	98,725	51,640	14	1	1,800	14	30,671	———	———	1	150	14	255
20 to 29 cows	18	14	371	325	176,095	156,478	16	1	6,000	16	54,702	———	———	1	50	16	491
30 cows and over	9	17	423	1,003	252,275	538,070	9	2	26,135	9	78,275	———	———	———	———	9	599

TABLE 19.—COWS MILKED AND MILK PRODUCED, 1939 AND 1929; DAIRY PRODUCTS SOLD AND BUTTER CHURNED, 1939; AND COWS KEPT FOR MILK APR. 1, 1940; BY NUMBER OF COWS MILKED, BY COUNTIES—Continued

(For explanation and definitions, see text)

STATE OR COUNTY AND NUMBER OF COWS MILKED	COWS MILKED				MILK PRODUCED (GALLONS)		DAIRY PRODUCTS SOLD, 1939							BUTTER CHURNED ON FARMS, 1939		COWS KEPT MAINLY FOR MILK PRODUCTION, APR. 1, 1940	
	Farms reporting		Number					Whole milk sold		Cream sold		Butter sold					
	1939	1929	1939	1929	1939	1929	Farms reporting	Farms reporting	Gallons	Farms reporting	Pounds of butterfat	Farms reporting	Pounds	Farms reporting	Pounds	Farms reporting	Number
TEXAS—Contd.																	
Brown																	
Total	1,880	1,825	6,671	6,382	2,564,547	2,488,640	835	144	544,427	518	157,730	260	78,610	1,735	282,942	1,824	6,945
None	xxx	xxx	xxx	xxx	xxx	xxx	xxx	xxx	xxx	xxx	xxx	xxx	xxx	xxx	xxx	43	147
1 cow	356	925	356	1,458	177,364	614,873	49	8	643	22	2,114	23	2,504	323	33,469	313	469
2 cows	533		1,066		401,935		164	10	3,021	110	14,081	56	7,016	505	61,755	518	1,238
3 cows	363		1,089		337,175		164	12	5,250	124	20,746	41	4,510	346	47,084	345	1,129
4 cows	226	841	904	3,693	290,576	1,318,115	128	18	14,801	81	20,770	43	12,991	214	40,441	214	858
5 to 9 cows	334		2,032		704,230		265	61	105,865	154	63,675	80	36,454	305	80,328	326	1,886
10 to 14 cows	39		434		161,390		37	14	43,710	18	19,168	12	8,534	30	11,733	37	405
15 to 19 cows	11	43	178	510	92,275	192,787	10	5	39,477	5	8,496	1	2,080	6	3,077	10	130
20 to 29 cows	10	6	215	134	123,165	76,590	10	8	90,630	1	5,040	3	3,905	4	4,255	10	241
30 cows and over	8	10	397	587	276,437	286,275	8	8	241,030	3	3,640	1	616	2	800	8	442
Burleson																	
Total	1,916	1,873	5,169	4,705	1,487,840	1,386,977	357	36	62,384	277	53,132	83	17,682	1,597	159,223	1,836	5,940
None	xxx	xxx	xxx	xxx	xxx	xxx	xxx	xxx	xxx	xxx	xxx	xxx	xxx	xxx	xxx	73	242
1 cow	502	1,183	502	1,788	166,279	584,074	22	4	331	10	717	10	814	370	21,339	463	692
2 cows	657		1,314		395,115		90	11	1,948	61	6,349	28	1,438	547	47,169	619	1,601
3 cows	325		975		269,536		66	4	2,743	56	7,527	13	1,982	288	30,021	300	1,148
4 cows	204	674	816	2,700	213,559	718,353	64	3	816	55	5,853	12	1,999	187	22,922	179	813
5 to 9 cows	204		1,198		289,091		94	7	11,436	78	14,686	18	6,949	186	30,127	181	1,100
10 to 14 cows	20	15	224	189	76,970	70,150	18	5	16,910	14	5,980	2	4,520	17	7,130	19	236
15 to 19 cows	1		18		5,090		1	1	3,000	1	500	-----	-----	-----	-----	1	18
20 cows and over	3	1	122	28	72,200	14,400	2	1	25,200	2	11,520	-----	-----	2	515	1	90
Burnet																	
Total	1,188	1,382	3,494	4,080	1,276,269	1,407,867	458	60	81,935	210	56,495	237	39,223	1,088	182,725	1,177	4,175
None	xxx	xxx	xxx	xxx	xxx	xxx	xxx	xxx	xxx	xxx	xxx	xxx	xxx	xxx	xxx	23	51
1 cow	222	695	222	1,133	115,797	479,846	31	4	765	10	660	22	1,582	186	20,545	208	332
2 cows	411		822		338,054		126	8	3,492	48	7,988	77	8,223	380	53,297	397	1,047
3 cows	212		636		230,019		90	11	7,584	38	9,692	46	6,612	197	34,940	209	780
4 cows	168	670	672	2,750	213,392	874,766	80	7	6,276	44	10,317	34	5,405	162	30,221	168	731
5 to 9 cows	165		1,000		313,552		121	25	33,600	63	22,166	57	17,089	156	41,978	162	1,083
10 cows and over	10	17	142	197	65,455	53,255	10	5	30,018	7	5,672	1	312	7	1,744	10	151
Caldwell																	
Total	1,266	1,403	3,957	3,953	1,542,588	1,574,604	350	78	378,982	113	69,862	187	33,244	997	139,428	1,167	4,100
None	xxx	xxx	xxx	xxx	xxx	xxx	xxx	xxx	xxx	xxx	xxx	xxx	xxx	xxx	xxx	15	32
1 cow	432	908	432	1,272	183,541	486,812	22	-----	-----	1	40	21	1,777	288	21,366	372	460
2 cows	355		710		269,565		62	11	2,743	7	4,804	49	4,199	308	40,207	331	843
3 cows	185		555		184,750		69	10	6,455	19	3,901	42	4,539	163	23,526	175	592
4 cows	112	455	448	1,901	159,600	653,544	58	6	5,808	24	8,349	32	4,907	104	18,745	103	443
5 to 9 cows	142		871		302,388		99	23	28,800	49	29,511	37	13,477	115	28,367	131	803
10 to 14 cows	18	26	198	340	82,677	166,690	18	7	25,640	9	11,185	3	1,800	15	3,502	18	197
15 to 19 cows	4		87		28,090		4	3	19,580	-----	-----	2	2,025	2	2,810	4	59
20 to 29 cows	7	5	162	112	88,175	50,940	7	7	78,775	1	1,824	-----	-----	-----	-----	7	175
30 to 49 cows	8	5	274	169	141,979	146,525	8	8	140,155	1	760	-----	-----	1	50	8	306
50 cows and over	3	3	240	159	101,823	70,093	3	3	73,026	2	9,508	1	520	1	855	3	190
Calhoun																	
Total	305	386	1,292	1,094	461,741	430,834	138	30	112,114	30	10,985	101	25,223	262	53,532	298	1,440
None	xxx	xxx	xxx	xxx	xxx	xxx	xxx	xxx	xxx	xxx	xxx	xxx	xxx	xxx	xxx	4	10
1 cow	37	238	37	363	13,268	149,796	4	-----	-----	-----	-----	4	221	22	1,811	35	52
2 cows	82		164		61,278		28	4	331	5	2,423	21	2,760	69	8,381	78	202
3 cows	56		168		55,787		25	5	2,166	5	893	17	2,532	53	7,689	54	190
4 cows	40	137	160	581	49,573	211,032	19	3	1,431	1	25	17	1,860	35	5,547	39	180
5 to 9 cows	75		457		141,956		49	12	19,243	13	3,728	35	11,852	69	20,695	73	459
10 to 14 cows	9	10	96	115	31,029	53,162	8	2	7,913	4	1,316	5	2,051	9	3,414	9	111
15 to 19 cows	-----		-----		-----		-----	-----	-----	-----	-----	-----	-----	-----	-----	-----	-----
20 to 29 cows	3	-----	60	-----	28,150	-----	2	1	10,220	-----	-----	1	3,877	3	5,165	3	60
30 cows and over	3	1	150	35	80,700	16,844	3	3	70,810	2	2,600	1	50	2	830	3	176
Callahan																	
Total	1,208	1,252	4,276	3,516	1,668,860	1,394,968	614	78	212,055	450	177,782	148	35,392	1,100	163,350	1,191	4,772
None	xxx	xxx	xxx	xxx	xxx	xxx	xxx	xxx	xxx	xxx	xxx	xxx	xxx	xxx	xxx	58	132
1 cow	269	744	269	1,115	134,353	498,831	50	6	709	28	3,288	22	1,364	234	23,582	233	419
2 cows	313		626		241,612		111	8	1,221	81	12,319	32	3,370	288	36,095	293	792
3 cows	199		597		220,647		103	13	10,006	75	20,327	29	3,979	189	27,898	187	685
4 cows	161	486	644	1,976	226,033	702,844	111	11	5,113	82	27,469	26	6,886	150	23,949	158	678
5 to 9 cows	225		1,373		548,250		199	25	32,791	157	88,215	33	17,299	206	45,087	221	1,329
10 to 14 cows	29	20	324	265	116,355	127,593	28	7	13,185	21	19,144	5	1,894	25	5,468	29	312
15 to 19 cows	5		76		25,715		5	1	2,000	5	6,820	1	600	5	1,139	5	67
20 to 29 cows	3	-----	62	-----	21,870	-----	3	3	17,200	-----	-----	-----	-----	2	208	3	55
30 to 49 cows	1	1	30	30	14,500	29,200	1	1	14,000	-----	-----	-----	-----	-----	-----	1	30
50 cows and over	3	1	275	130	119,425	36,500	3	3	115,830	1	200	-----	-----	1	104	3	275

TABLE 19.—COWS MILKED AND MILK PRODUCED, 1939 AND 1929; DAIRY PRODUCTS SOLD AND BUTTER CHURNED, 1939; AND COWS KEPT FOR MILK APR. 1, 1940; BY NUMBER OF COWS MILKED, BY COUNTIES—Continued

(For explanation and definitions, see text)

STATE OR COUNTY AND NUMBER OF COWS MILKED	COWS MILKED				MILK PRODUCED (GALLONS)		DAIRY PRODUCTS SOLD, 1939							BUTTER CHURNED ON FARMS, 1939		COWS KEPT MAINLY FOR MILK PRODUCTION, APR. 1, 1940	
	Farms reporting		Number					Whole milk sold		Cream sold		Butter sold					
	1939	1929	1939	1929	1939	1929	Farms reporting	Farms reporting	Gallons	Farms reporting	Pounds of butterfat	Farms reporting	Pounds	Farms reporting	Pounds	Farms reporting	Number
TEXAS—Contd.																	
Cameron																	
Total	2,210	1,575	6,414	3,551	3,112,992	1,785,919	798	187	852,414	376	227,717	314	57,525	1,214	194,760	2,225	7,740
None	xxx	xxx	xxx	xxx	xxx	xxx	xxx	xxx	xxx	xxx	xxx	xxx	xxx	xxx	xxx	54	193
1 cow	1,087	1,343	1,087	1,680	543,753	888,991	152	10	3,422	47	6,786	98	9,407	547	60,202	1,058	1,365
2 cows	572		1,144		549,188		220	31	11,829	92	24,318	118	19,684	358	63,107	564	1,314
3 cows	175		525		254,518		109	25	15,830	58	19,801	42	10,910	111	24,403	174	560
4 cows	110	182	440	750	204,954	338,420	76	14	11,228	46	25,688	24	6,350	65	16,015	110	460
5 to 9 cows	164		988		506,258		141	37	75,817	92	73,099	28	10,479	103	26,146	164	1,183
10 to 14 cows	45	30	503	378	261,682	142,583	44	21	94,920	27	44,526	1	250	14	2,112	44	563
15 to 19 cows	16		262		116,580		16	12	79,745	5	8,887	1	220	6	1,280	16	329
20 to 29 cows	18	9	436	199	197,848	99,900	18	15	136,868	6	19,822	-----	-------	5	693	18	510
30 to 49 cows	18	7	619	260	315,051	162,750	17	17	264,835	3	4,990	2	225	5	802	18	786
50 to 74 cows	2	3	110	184	36,935	103,275	2	2	35,620	-----	-------	-----	-------	-----	-------	2	137
75 cows and over	3	1	300	100	126,225	50,000	3	3	124,500	-----	-------	-----	-------	-----	-------	3	340
Camp																	
Total	1,119	1,013	2,955	1,985	996,366	671,341	420	297	301,668	22	3,372	127	17,855	1,052	142,814	1,086	3,525
None	xxx	xxx	xxx	xxx	xxx	xxx	xxx	xxx	xxx	xxx	xxx	xxx	xxx	xxx	xxx	25	61
1 cow	360	801	360	1,143	134,590	399,104	35	21	3,190	-----	-------	15	1,027	333	29,634	318	446
2 cows	347		694		244,751		96	57	26,145	6	537	35	3,839	330	46,437	334	825
3 cows	160		480		158,705		83	56	34,465	3	295	29	2,950	150	23,073	159	517
4 cows	112	207	448	771	155,994	244,970	83	58	46,721	4	405	24	4,122	108	19,568	110	513
5 to 9 cows	121		735		228,526		104	87	119,490	9	2,135	19	5,002	113	20,809	121	868
10 to 14 cows	13	5	140	71	64,100	27,267	13	13	47,655	-----	-------	4	665	12	2,143	13	188
15 to 19 cows	6		98		29,700		6	5	24,000	-----	-------	1	250	6	1,150	6	107
Carson																	
Total	391	397	1,770	2,086	782,875	972,123	220	50	248,842	152	86,106	59	8,934	356	46,532	385	2,126
None	xxx	xxx	xxx	xxx	xxx	xxx	xxx	xxx	xxx	xxx	xxx	xxx	xxx	xxx	xxx	4	9
1 cow	87	161	87	257	43,380	113,078	15	2	140	4	576	10	390	75	5,551	82	179
2 cows	96		192		77,579		37	7	2,219	22	4,234	16	1,653	89	10,449	93	266
3 cows	41		123		46,907		25	1	50	21	6,613	4	829	39	4,532	41	171
4 cows	47	195	188	972	75,141	416,641	39	4	2,379	34	15,366	8	823	44	5,394	47	229
5 to 9 cows	87		569		217,013		72	17	30,736	51	37,174	15	3,368	84	15,133	86	662
10 to 14 cows	22	30	250	371	109,930	206,246	21	10	36,705	12	15,939	2	325	17	2,753	21	258
15 to 19 cows	6		104		47,200		6	4	22,580	4	5,262	2	1,000	5	1,860	6	83
20 to 29 cows	2	3	50	68	27,375	48,180	2	2	20,805	2	166	-----	-------	1	60	2	55
30 cows and over	3	8	207	400	138,350	187,978	3	3	133,228	2	776	2	546	2	800	3	214
Cass																	
Total	3,440	3,294	7,080	5,889	2,548,098	2,180,090	740	194	190,020	98	21,900	535	67,223	3,332	651,895	3,345	8,265
None	xxx	xxx	xxx	xxx	xxx	xxx	xxx	xxx	xxx	xxx	xxx	xxx	xxx	xxx	xxx	106	311
1 cow	1,474	2,765	1,474	3,787	606,404	1,511,851	147	34	2,663	8	1,210	125	10,200	1,425	194,271	1,337	1,803
2 cows	1,187		2,374		836,391		248	31	6,373	18	2,004	215	20,966	1,164	239,290	1,140	2,790
3 cows	406		1,218		432,363		143	36	18,453	23	3,782	106	15,181	396	105,912	398	1,314
4 cows	183	516	732	1,929	229,157	622,504	76	31	18,141	17	3,386	39	7,943	171	52,868	179	837
5 to 9 cows	163		953		304,418		99	42	56,484	25	8,208	40	6,578	155	48,334	159	908
10 to 14 cows	24	13	273	173	115,315	45,735	24	18	72,906	3	2,410	7	4,455	19	9,235	23	249
15 cows and over	3		56		24,050		3	2	15,000	2	900	3	1,900	2	1,985	3	53
Castro																	
Total	578	625	3,349	3,176	1,865,718	1,429,889	458	72	111,945	420	392,451	10	1,400	483	51,064	579	3,992
None	xxx	xxx	xxx	xxx	xxx	xxx	xxx	xxx	xxx	xxx	xxx	xxx	xxx	xxx	xxx	21	73
1 cow	57	207	57	300	27,502	137,719	8	3	1,030	6	445	2	125	37	3,136	51	120
2 cows	71		142		68,765		35	5	580	32	7,554	1	40	56	4,711	69	185
3 cows	43		129		63,067		30	4	3,575	29	6,293	-----	-------	38	3,916	41	153
4 cows	94	342	376	1,843	196,030	808,880	81	13	14,900	71	36,672	2	600	71	7,865	90	434
5 to 9 cows	227		1,502		855,405		218	30	45,945	205	187,584	3	475	204	21,856	223	1,719
10 to 14 cows	64	66	725	790	436,034	381,195	64	14	32,315	58	98,832	1	150	56	6,739	63	884
15 to 19 cows	14		222		112,790		14	2	2,650	12	25,274	1	10	14	2,009	13	224
20 cows and over	8	10	196	243	106,125	102,295	8	1	10,950	7	29,997	-----	-------	7	832	8	200
Chambers																	
Total	252	381	643	711	267,705	286,350	70	27	71,693	29	6,622	26	2,900	166	18,405	257	860
None	xxx	xxx	xxx	xxx	xxx	xxx	xxx	xxx	xxx	xxx	xxx	xxx	xxx	xxx	xxx	7	10
1 cow	91	304	91	411	48,254	185,750	14	6	989	6	1,015	3	107	54	3,466	90	121
2 cows	97		194		71,587		22	7	1,338	10	2,050	8	404	70	7,808	96	266
3 cows	27		81		25,753		11	1	340	7	1,132	6	675	15	1,676	27	94
4 cows	15	74	60	264	19,154	84,990	6	1	180	2	645	4	525	11	2,277	15	70
5 to 9 cows	13		75		19,210		8	3	1,962	3	685	4	689	12	2,218	13	83
10 to 14 cows	6	3	70	36	31,888	15,610	6	6	31,134	-----	-------	-----	-------	1	100	6	115
15 cows and over	3		72		51,859		3	3	35,750	1	1,095	1	560	3	860	3	101
Cherokee																	
Total	3,907	4,201	9,032	8,333	3,202,974	3,202,057	791	115	316,151	141	64,079	636	104,905	3,625	693,377	3,951	11,230
None	xxx	xxx	xxx	xxx	xxx	xxx	xxx	xxx	xxx	xxx	xxx	xxx	xxx	xxx	xxx	212	568
1 cow	1,510	3,377	1,510	4,776	599,232	1,903,529	120	9	1,148	5	625	114	8,056	1,382	163,014	1,400	1,964
2 cows	1,335		2,670		949,941		200	20	5,380	10	1,177	186	20,751	1,254	242,950	1,302	3,279
3 cows	540		1,620		510,381		173	16	3,525	24	5,012	150	19,711	511	127,574	527	1,940
4 cows	264	798	1,056	3,011	319,408	992,373	108	13	3,170	31	8,350	78	12,922	246	67,373	257	1,186
5 to 9 cows	219		1,314		405,419		153	37	41,193	55	26,593	90	22,909	196	64,858	214	1,391
10 to 14 cows	23	22	253	275	105,426	108,555	21	8	38,073	8	6,467	11	8,579	20	12,945	23	294
15 to 19 cows	5		80		34,945		5	3	14,600	1	5,100	1	200	5	1,126	5	81
20 to 29 cows	7	2	158	56	68,175	23,350	7	5	29,170	5	10,155	4	1,905	6	3,485	7	174
30 cows and over	4	4	371	215	212,047	174,250	4	4	180,092	2	600	2	9,872	3	10,052	4	353

TABLE 19.—COWS MILKED AND MILK PRODUCED, 1939 AND 1929; DAIRY PRODUCTS SOLD AND BUTTER CHURNED, 1939; AND COWS KEPT FOR MILK APR. 1, 1940; BY NUMBER OF COWS MILKED, BY COUNTIES—Continued

(For explanation and definitions, see text)

STATE OR COUNTY AND NUMBER OF COWS MILKED	COWS MILKED				MILK PRODUCED (GALLONS)		DAIRY PRODUCTS SOLD, 1939							BUTTER CHURNED ON FARMS, 1939		COWS KEPT MAINLY FOR MILK PRODUCTION, APR. 1, 1940	
	Farms reporting		Number					Whole milk sold		Cream sold		Butter sold					
	1939	1929	1939	1929	1939	1929	Farms reporting	Farms reporting	Gallons	Farms reporting	Pounds of butterfat	Farms reporting	Pounds	Farms reporting	Pounds	Farms reporting	Number
TEXAS—Contd.																	
Childress																	
Total	818	1,197	3,421	3,558	1,735,567	1,647,506	598	48	180,535	547	261,865	53	12,990	772	102,570	826	3,828
None	xxx	xxx	xxx	xxx	xxx	xxx	xxx	xxx	xxx	xxx	xxx	xxx	xxx	xxx	xxx	17	64
1 cow	110	711	110	1,066	60,634	483,419	31	6	1,088	21	2,274	10	311	101	9,890	105	170
2 cows	179		358		177,775		100	3	1,325	92	14,261	10	1,285	174	20,868	177	460
3 cows	138		414		194,773		108	5	1,790	103	25,402	9	1,484	133	17,819	136	477
4 cows	112	451	448	1,935	208,981	857,517	97	2	720	90	25,994	9	3,312	109	16,779	112	490
5 to 9 cows	232		1,419		698,807		215	13	12,351	208	135,475	11	4,688	217	31,331	232	1,452
10 to 14 cows	27	27	296	329	165,417	142,670	27	6	36,735	22	34,642	3	1,890	24	4,075	27	300
15 to 19 cows	11		183		109,610		11	5	40,296	7	16,440	1	20	9	1,289	11	177
20 to 29 cows	9	6	193	138	119,570	92,100	9	8	86,230	4	7,377	-----	-------	5	519	9	238
30 to 49 cows	-------	1	------	30	----------	28,800	------	------	----------	------	---------	-----	-------	------	---------	------	-------
50 to 74 cows	-------	1	------	60	----------	43,000	------	------	----------	------	---------	-----	-------	------	---------	------	-------
Clay																	
Total	1,389	1,707	6,295	7,270	2,479,197	2,807,561	756	255	877,438	473	212,044	96	34,381	1,138	142,955	1,396	6,915
None	xxx	xxx	xxx	xxx	xxx	xxx	xxx	xxx	xxx	xxx	xxx	xxx	xxx	xxx	xxx	40	139
1 cow	293	784	293	1,179	140,919	527,634	36	5	1,262	14	1,485	22	1,284	261	21,323	270	404
2 cows	294		588		225,293		73	9	2,486	56	8,156	15	1,178	271	28,687	291	782
3 cows	188		564		206,890		99	12	8,635	82	17,246	13	1,874	165	19,819	187	692
4 cows	142	769	568	3,629	200,284	1,339,679	106	31	37,883	75	22,813	8	1,490	111	11,551	139	558
5 to 9 cows	338		2,165		736,018		308	113	189,846	195	99,046	28	10,731	255	35,584	336	2,200
10 to 14 cows	89	121	990	1,511	357,963	583,353	89	50	177,924	40	36,914	6	3,476	57	8,941	89	921
15 to 19 cows	20		316		132,395		20	15	85,732	6	7,556	1	728	8	2,025	20	335
20 to 29 cows	15	21	335	479	169,900	181,300	15	12	115,905	3	8,928	2	7,620	8	8,375	14	370
30 to 49 cows	7	10	258	372	164,910	140,480	7	5	113,435	2	9,900	1	6,000	2	6,650	7	257
50 cows and over	3	2	218	100	144,625	55,115	3	3	144,330	------	---------	-----	-------	------	---------	3	257
Cochran																	
Total	376	224	1,614	758	818,125	352,896	249	9	20,594	239	169,494	11	2,726	280	33,678	371	1,815
None	xxx	xxx	xxx	xxx	xxx	xxx	xxx	xxx	xxx	xxx	xxx	xxx	xxx	xxx	xxx	9	25
1 cow	55	119	55	174	23,650	80,747	2	------	----------	2	170	-----	-------	38	2,629	50	81
2 cows	74		148		70,925		28	------	----------	28	7,039	1	100	58	6,776	71	195
3 cows	64		192		93,890		43	1	500	40	13,190	3	79	47	5,208	60	240
4 cows	50	96	200	462	102,285	218,089	43	1	1,500	42	21,226	1	25	33	3,916	49	221
5 to 9 cows	104		659		347,395		104	3	3,254	100	82,483	6	2,522	82	12,664	104	735
10 to 14 cows	22	9	236	122	106,305	54,060	22	3	5,340	20	26,186	-----	-------	17	1,737	21	213
15 cows and over	7		124		73,675		7	1	10,000	7	19,200	-----	-------	5	750	7	105
Coke																	
Total	634	676	1,906	2,122	715,194	705,657	241	43	55,078	107	39,373	127	20,590	551	91,326	638	2,308
None	xxx	xxx	xxx	xxx	xxx	xxx	xxx	xxx	xxx	xxx	xxx	xxx	xxx	xxx	xxx	24	81
1 cow	133	336	133	531	68,425	227,570	13	2	80	2	55	11	1,050	111	12,597	128	171
2 cows	225		450		182,135		59	10	3,090	14	1,388	40	4,981	198	27,727	214	545
3 cows	110		330		120,301		55	9	3,160	26	3,462	31	3,716	102	18,119	110	403
4 cows	79	320	316	1,366	108,307	408,632	51	8	6,725	22	5,102	27	5,677	74	15,694	78	355
5 to 9 cows	80		502		147,371		58	10	6,823	42	14,366	17	5,116	66	16,733	77	548
10 to 14 cows	3	20	30	225	4,955	69,455	1	1	1,200	------	---------	1	50	2	456	3	30
15 to 19 cows	1		15		10,300		1	1	10,000	------	---------	-----	-------	------	---------	1	24
20 cows and over	3	------	130	------	73,400	----------	3	2	24,000	1	15,000	-----	-------	------	---------	3	151
Coleman																	
Total	1,858	2,270	6,563	6,763	2,411,426	2,746,384	942	238	392,712	573	162,188	244	55,659	1,702	274,089	1,844	7,730
None	xxx	xxx	xxx	xxx	xxx	xxx	xxx	xxx	xxx	xxx	xxx	xxx	xxx	xxx	xxx	42	185
1 cow	286	1,229	286	1,956	151,298	873,595	54	10	1,342	20	2,263	29	2,264	246	25,779	259	495
2 cows	506		1,012		397,268		174	21	8,990	106	15,368	61	6,405	475	62,074	487	1,346
3 cows	386		1,158		391,923		189	29	11,765	134	26,025	46	5,126	359	51,495	384	1,398
4 cows	252	997	1,008	4,209	332,114	1,611,073	167	40	33,434	114	26,874	30	6,602	237	42,693	250	1,163
5 to 9 cows	367		2,213		740,072		298	101	129,207	175	64,578	65	21,999	332	68,161	363	2,335
10 to 14 cows	44	38	487	461	169,296	191,660	43	25	69,232	17	11,224	9	7,198	39	15,175	42	400
15 to 19 cows	6		93		41,955		6	2	9,920	3	7,655	1	500	6	1,421	6	65
20 to 29 cows	6	5	141	107	89,400	51,800	6	5	60,124	1	3,050	3	5,565	5	6,596	6	148
30 to 49 cows	5	1	165	30	98,100	18,256	5	5	68,700	3	5,151	-----	-------	3	695	5	195
Collin																	
Total	4,124	4,286	10,218	7,833	5,471,821	4,309,824	2,293	533	1,290,876	1,032	406,460	895	165,696	3,804	653,884	4,084	11,804
None	xxx	xxx	xxx	xxx	xxx	xxx	xxx	xxx	xxx	xxx	xxx	xxx	xxx	xxx	xxx	83	249
1 cow	1,864	3,699	1,864	4,754	1,107,868	2,800,376	608	33	3,694	204	26,873	399	36,354	1,776	246,298	1,781	2,466
2 cows	1,131		2,262		1,187,110		694	90	53,727	367	87,048	290	47,807	1,061	193,874	1,108	2,676
3 cows	398		1,194		597,923		314	80	82,694	160	58,069	100	22,823	361	76,584	391	1,300
4 cows	247	532	988	2,224	478,015	1,113,237	217	73	104,275	106	45,906	50	17,938	218	44,257	240	1,041
5 to 9 cows	371		2,285		1,178,838		348	173	446,516	163	123,966	44	23,856	301	65,403	369	2,392
10 to 14 cows	71	41	805	529	466,339	248,443	70	52	285,125	21	39,987	5	4,188	54	10,258	71	820
15 to 19 cows	25		403		208,401		25	17	116,040	8	11,301	4	9,410	21	12,291	24	418
20 to 29 cows	14	11	312	231	180,497	93,693	14	13	165,885	1	1,580	1	700	10	2,029	14	338
30 to 49 cows	3	3	105	95	68,830	54,075	3	2	32,920	2	11,750	2	2,640	2	2,890	3	104
Collingsworth																	
Total	1,211	1,539	4,475	4,395	1,918,833	1,998,123	798	41	46,121	758	307,170	45	6,849	1,150	142,102	1,199	4,814
None	xxx	xxx	xxx	xxx	xxx	xxx	xxx	xxx	xxx	xxx	xxx	xxx	xxx	xxx	xxx	28	90
1 cow	220	955	220	1,411	109,618	724,919	41	3	571	36	3,323	3	202	199	17,652	206	307
2 cows	297		594		276,065		153	7	530	142	23,073	12	744	285	31,301	284	709
3 cows	230		690		280,963		174	8	1,527	167	38,629	5	907	221	25,161	220	740
4 cows	138	545	552	2,364	245,669	1,002,854	121	4	3,755	115	41,387	7	1,090	130	17,124	138	591
5 to 9 cows	281		1,788		732,064		265	14	14,208	257	147,944	13	2,715	271	40,725	278	1,765
10 to 14 cows	29	33	324	403	134,588	174,850	28	3	10,175	26	23,901	1	1,061	28	7,209	29	321
15 to 19 cows	9		141		65,666		9	2	15,375	8	14,260	1	50	9	1,263	9	135
20 cows and over	7	6	166	217	74,202	95,500	7	-----	----------	7	14,653	1	80	7	1,667	7	160

TABLE 19.—COWS MILKED AND MILK PRODUCED, 1939 AND 1929; DAIRY PRODUCTS SOLD AND BUTTER CHURNED, 1939; AND COWS KEPT FOR MILK APR. 1, 1940; BY NUMBER OF COWS MILKED, BY COUNTIES—Continued

(For explanation and definitions, see text)

STATE OR COUNTY AND NUMBER OF COWS MILKED	COWS MILKED				MILK PRODUCED (GALLONS)		DAIRY PRODUCTS SOLD, 1939							BUTTER CHURNED ON FARMS, 1939		COWS KEPT MAINLY FOR MILK PRODUCTION, APR. 1, 1940	
	Farms reporting		Number					Whole milk sold		Cream sold		Butter sold					
	1939	1929	1939	1929	1939	1929	Farms reporting	Farms reporting	Gallons	Farms reporting	Pounds of butterfat	Farms reporting	Pounds	Farms reporting	Pounds	Farms reporting	Number
TEXAS—Contd.																	
Colorado																	
Total	1,767	1,653	5,984	6,012	1,691,748	1,561,044	449	258	442,983	124	21,433	98	15,860	1,295	111,202	1,701	7,303
None	xxx	xxx	xxx	xxx	xxx	xxx	xxx	xxx	xxx	xxx	xxx	xxx	xxx	xxx	xxx	28	112
1 cow	349	772	349	1,238	106,546	351,130	8	1	280	2	63	5	257	174	7,680	315	469
2 cows	498		996		304,342		59	10	4,386	12	1,078	18	1,079	396	24,931	477	1,205
3 cows	298		894		233,162		51	26	13,911	13	1,608	15	1,244	248	20,312	281	1,107
4 cows	235	805	940	3,670	246,087	877,658	74	35	31,226	29	3,246	16	1,602	192	19,140	227	1,192
5 to 9 cows	332		2,088		540,141		225	145	211,396	60	10,157	36	8,334	249	30,699	320	2,407
10 to 14 cows	42	65	450	769	148,150	199,931	39	29	86,912	8	5,281	4	2,408	27	8,162	40	513
15 to 19 cows	5		82		41,705		5	5	34,497	———	———	2	332	4	712	5	79
20 cows and over	8	11	185	335	71,615	132,345	8	7	60,375	———	———	2	604	5	1,586	8	219
Comal																	
Total	632	722	2,297	2,958	1,002,901	1,190,749	338	19	136,021	147	63,131	199	78,988	570	145,811	596	2,560
None	xxx	xxx	xxx	xxx	xxx	xxx	xxx	xxx	xxx	xxx	xxx	xxx	xxx	xxx	xxx	8	19
1 cow	127	307	127	491	66,034	192,414	30	2	245	3	402	26	2,143	98	12,355	115	166
2 cows	170		340		135,342		64	7	1,630	24	3,867	37	4,902	157	22,669	158	376
3 cows	111		333		120,885		55	1	10	29	7,321	29	5,012	105	16,102	104	362
4 cows	84	374	336	1,742	122,849	643,139	64	———	———	33	10,761	34	9,692	79	19,582	76	351
5 to 9 cows	118		726		298,224		103	1	1,696	51	26,795	63	40,845	115	56,375	114	788
10 to 14 cows	11	31	125	389	59,470	192,126	11	1	7,775	2	3,444	8	10,394	10	11,824	11	145
15 to 19 cows	2		34		21,900		2	2	21,300	———	———	———	———	———	———	2	39
20 to 29 cows	6	5	124	108	75,140	46,470	6	2	22,950	2	2,998	2	6,000	4	6,777	5	148
30 cows and over	3	5	152	228	103,057	116,600	3	3	80,415	3	7,543	———	———	2	127	3	166
Comanche																	
Total	2,661	2,506	7,845	7,713	2,630,986	3,025,606	988	302	332,191	562	138,284	175	32,471	2,144	311,203	2,622	8,525
None	xxx	xxx	xxx	xxx	xxx	xxx	xxx	xxx	xxx	xxx	xxx	xxx	xxx	xxx	xxx	47	84
1 cow	641	1,291	641	2,052	283,611	902,760	71	16	2,308	31	2,516	33	2,916	511	55,590	603	843
2 cows	874		1,748		645,870		254	49	15,495	138	20,245	64	8,033	711	96,735	848	1,983
3 cows	440		1,320		434,878		187	45	22,451	117	21,293	33	4,988	358	56,359	434	1,467
4 cows	292	1,163	1,168	5,007	369,261	1,849,796	169	49	34,022	110	27,266	22	6,486	240	43,516	280	1,259
5 to 9 cows	349		2,126		612,890		243	98	110,123	139	52,727	19	9,208	280	50,514	345	2,123
10 to 14 cows	51	48	564	543	183,271	214,710	50	33	70,887	23	11,217	3	810	35	6,828	51	486
15 to 19 cows	8		129		26,955		8	7	18,105	2	1,525	1	50	5	851	8	118
20 cows and over	6	4	149	111	74,250	58,340	6	5	58,800	2	1,495	———	———	4	850	6	162
Concho																	
Total	627	754	1,849	2,039	912,763	688,579	223	12	30,452	140	57,043	86	21,618	586	101,060	628	2,332
None	xxx	xxx	xxx	xxx	xxx	xxx	xxx	xxx	xxx	xxx	xxx	xxx	xxx	xxx	xxx	21	87
1 cow	108	474	108	720	62,546	279,766	11	———	———	3	220	8	1,092	91	9,389	101	168
2 cows	231		462		236,275		55	1	200	32	6,706	24	3,004	220	30,368	225	639
3 cows	128		384		188,565		53	2	115	36	11,646	19	3,119	126	21,625	124	483
4 cows	76	265	304	1,096	157,430	325,660	44	———	———	29	12,499	15	4,677	74	15,598	76	353
5 to 9 cows	71		419		193,072		47	5	7,435	31	14,412	17	9,284	65	22,122	69	445
10 cows and over	13	15	172	223	74,875	83,153	13	4	22,682	9	11,560	3	442	10	1,958	12	157
Cooke																	
Total	2,227	2,229	10,518	7,792	4,258,718	3,200,047	1,315	797	2,363,991	495	218,734	102	31,001	1,692	198,529	2,229	11,565
None	xxx	xxx	xxx	xxx	xxx	xxx	xxx	xxx	xxx	xxx	xxx	xxx	xxx	xxx	xxx	74	237
1 cow	431	1,183	431	1,756	185,079	752,306	54	16	4,561	26	2,442	15	807	341	27,639	396	590
2 cows	471		942		321,376		130	36	15,760	78	12,627	25	2,679	408	44,025	458	1,130
3 cows	275		825		289,459		164	78	71,922	81	17,633	15	1,944	226	29,158	270	897
4 cows	208	921	836	4,112	313,138	1,617,253	171	89	114,564	78	24,165	13	2,282	155	17,491	205	878
5 to 9 cows	594		3,802		1,516,843		552	380	882,444	180	100,920	25	9,048	406	48,204	584	4,043
10 to 14 cows	165	105	1,860	1,323	758,373	555,022	162	125	539,275	38	37,663	6	3,204	108	16,115	164	1,906
15 to 19 cows	49		800		339,507		49	41	261,263	11	17,784	2	2,784	32	6,143	48	760
20 to 29 cows	27	15	727	346	332,445	160,966	27	26	303,434	1	5,500	———	———	14	1,121	26	747
30 cows and over	6	5	295	255	204,498	114,500	6	6	170,770	———	———	1	8,253	2	8,633	6	377
Coryell																	
Total	2,491	2,708	7,365	7,251	2,850,223	3,112,516	1,083	206	346,101	770	156,562	201	54,441	2,355	364,531	2,467	8,418
None	xxx	xxx	xxx	xxx	xxx	xxx	xxx	xxx	xxx	xxx	xxx	xxx	xxx	xxx	xxx	49	103
1 cow	555	1,630	555	2,491	305,362	1,210,816	81	7	1,327	53	5,148	25	1,926	512	56,555	520	803
2 cows	844		1,688		703,125		320	25	10,960	253	31,515	67	5,832	813	109,087	823	2,108
3 cows	443		1,329		479,457		220	27	15,415	170	25,271	55	5,741	421	64,228	436	1,519
4 cows	299	1,048	1,196	4,275	420,651	1,670,125	190	41	41,489	137	27,910	55	3,856	288	45,890	292	1,274
5 to 9 cows	307		1,828		587,880		231	77	115,786	143	30,030	30	5,495	285	48,388	304	1,923
10 to 14 cows	26	26	290	294	120,867	101,170	24	14	47,475	9	8,255	6	5,076	24	8,825	26	277
15 to 19 cows	8		133		59,070		8	8	44,970	1	60	1	15	7	1,968	8	114
20 to 29 cows	5	2	105	43	42,765	21,800	5	3	19,000	3	4,700	1	1,500	2	2,104	5	82
30 cows and over	4	2	241	148	131,066	108,605	4	4	49,679	1	3,675	1	27,000	3	27,486	4	215
Cottle																	
Total	641	886	2,279	1,988	925,512	925,426	384	25	36,117	341	142,253	61	8,304	607	89,018	657	2,436
None	xxx	xxx	xxx	xxx	xxx	xxx	xxx	xxx	xxx	xxx	xxx	xxx	xxx	xxx	xxx	5	8
1 cow	130	626	130	900	68,617	457,931	22	2	221	16	1,262	9	583	119	12,601	125	197
2 cows	161		322		139,058		79	5	1,950	66	11,806	14	1,199	152	21,921	161	357
3 cows	111		333		134,207		79	6	4,875	66	14,445	13	2,278	107	15,940	111	384
4 cows	85	231	340	962	133,225	398,355	69	3	955	66	20,672	9	815	82	12,755	83	354
5 to 9 cows	127		790		305,713		110	7	10,776	103	59,801	15	3,389	121	21,226	125	827
10 to 14 cows	23	9	254	126	93,427	69,140	22	1	2,740	21	21,847	1	40	22	3,249	23	215
15 cows and over	4		110		53,265		3	1	14,600	3	12,420	———	———	4	1,346	4	94

TABLE 19.—COWS MILKED AND MILK PRODUCED, 1939 AND 1929; DAIRY PRODUCTS SOLD AND BUTTER CHURNED, 1939; AND COWS KEPT FOR MILK APR. 1, 1940; BY NUMBER OF COWS MILKED, BY COUNTIES—Continued

(For explanation and definitions, see text)

STATE OR COUNTY AND NUMBER OF COWS MILKED	COWS MILKED				MILK PRODUCED (GALLONS)		DAIRY PRODUCTS SOLD, 1939							BUTTER CHURNED ON FARMS, 1939		COWS KEPT MAINLY FOR MILK PRODUCTION, APR. 1, 1940	
	Farms reporting		Number					Whole milk sold		Cream sold		Butter sold					
	1939	1929	1939	1929	1939	1929	Farms reporting	Farms reporting	Gallons	Farms reporting	Pounds of butterfat	Farms reporting	Pounds	Farms reporting	Pounds	Farms reporting	Number
TEXAS—Contd.																	
Crane																	
Total	24	7	157	24	69,734	8,530	6	6	42,680	1	730	3	427	19	3,665	23	234
None	xxx	xxx	xxx	xxx	xxx	xxx	xxx	xxx	xxx	xxx	xxx	xxx	xxx	xxx	xxx	------	------
1 cow	8	2	8	4	5,710	1,900	------	------	------	------	------	------	------	5	378	8	12
2 cows	5		10		5,635		------	------	------	------	------	------	------	4	907	4	9
3 cows	2		6		2,920		------	------	------	------	------	------	------	2	834	2	13
4 cows	2	5	8	20	1,830	6,630	1	1	960	------	------	------	------	1	182	2	11
5 to 9 cows	1		5		1,500		------	------	------	------	------	------	------	1	450	1	5
10 to 14 cows	3		30		4,700		2	2	1,545	------	------	1	15	3	250	3	47
15 cows and over	3	------	90	------	47,439	------	3	3	40,175	1	730	2	412	3	664	3	137
Crockett																	
Total	115	101	217	300	89,982	111,400	5	5	17,482	------	------	1	20	23	2,272	115	435
None	xxx	xxx	xxx	xxx	xxx	xxx	xxx	xxx	xxx	xxx	xxx	xxx	xxx	xxx	xxx	3	10
1 cow	53	40	53	72	22,237	30,500	1	1	328	------	------	------	------	7	654	51	154
2 cows	49		98		36,665		1	1	700	------	------	------	------	11	1,183	48	186
3 cows	5		15		5,195		1	1	1,369	------	------	------	------	2	179	5	28
4 cows	4	61	16	228	5,095	80,900	------	------	------	------	------	------	------	1	104	4	19
5 cows and over	4		35		20,790		2	2	15,085	------	------	1	20	2	152	4	38
Crosby																	
Total	1,077	1,342	4,675	4,271	2,286,033	2,096,768	841	83	126,403	774	426,053	64	12,332	1,019	116,356	1,083	5,274
None	xxx	xxx	xxx	xxx	xxx	xxx	xxx	xxx	xxx	xxx	xxx	xxx	xxx	xxx	xxx	18	71
1 cow	179	678	179	1,030	82,788	568,257	58	------	------	51	5,607	10	544	167	11,646	175	227
2 cows	190		380		173,767		116	4	814	106	23,075	14	1,327	177	18,591	187	477
3 cows	155		465		220,198		128	7	2,946	119	33,568	9	768	147	15,573	153	552
4 cows	145	629	580	2,759	286,426	1,259,706	138	15	12,050	130	55,924	5	1,091	138	16,199	143	629
5 to 9 cows	338		2,125		1,042,360		332	42	55,913	303	218,962	19	6,895	324	42,785	338	2,291
10 to 14 cows	55	30	642	359	292,679	190,405	55	9	25,170	52	62,658	4	1,512	52	7,714	54	595
15 to 19 cows	10		166		89,450		10	5	20,560	9	16,174	2	170	9	1,043	10	194
20 cows and over	5	5	138	123	98,365	78,400	4	1	10,950	4	10,085	1	25	5	2,805	5	238
Culberson																	
Total	53	5	111	13	50,041	11,450	10	9	14,183	1	24	6	820	33	4,192	45	121
None	xxx	xxx	xxx	xxx	xxx	xxx	xxx	xxx	xxx	xxx	xxx	xxx	xxx	xxx	xxx	1	20
1 cow	30	2	30	2	14,969	1,750	2	2	676	------	------	------	------	15	1,620	23	23
2 cows	14		28		12,507		4	3	2,221	------	------	2	357	10	1,270	12	24
3 cows	3		9		5,110		1	1	521	------	------	1	156	3	364	3	9
4 cows	2	3	8	11	2,190	9,700	1	1	35	1	24	1	3	2	350	2	9
5 cows and over	4		36		15,265		2	2	10,730	------	------	2	304	3	588	4	36
Dallam																	
Total	329	439	1,428	1,989	633,950	825,809	219	40	46,639	174	114,232	43	6,792	307	39,036	334	1,751
None	xxx	xxx	xxx	xxx	xxx	xxx	xxx	xxx	xxx	xxx	xxx	xxx	xxx	xxx	xxx	17	60
1 cow	84	168	84	258	52,876	105,062	19	12	3,669	3	287	10	798	69	7,954	82	126
2 cows	49		98		45,156		29	7	3,127	15	2,359	12	970	44	4,683	46	124
3 cows	33		99		35,568		19	3	2,175	16	2,978	4	1,116	32	4,208	30	116
4 cows	39	223	156	1,082	54,675	452,792	35	3	596	29	9,782	7	332	39	4,595	38	182
5 to 9 cows	98		644		270,673		91	9	10,790	86	61,005	9	2,172	97	13,591	95	798
10 to 14 cows	21	48	237	649	117,369	267,955	21	4	5,432	20	28,359	1	1,404	21	3,627	21	232
15 cows and over	5		110		57,633		5	2	20,850	5	9,462	------	------	5	378	5	113
Dallas																	
Total	2,797	3,206	15,638	15,284	8,848,143	8,093,006	1,620	408	5,524,800	440	292,093	1,016	259,519	2,362	557,820	2,786	18,812
None	xxx	xxx	xxx	xxx	xxx	xxx	xxx	xxx	xxx	xxx	xxx	xxx	xxx	xxx	xxx	92	350
1 cow	1,142	2,220	1,142	2,971	656,112	1,649,025	394	59	12,195	41	5,428	335	30,394	994	136,476	1,076	1,634
2 cows	688		1,376		664,604		395	48	14,482	86	18,302	306	46,450	632	133,143	673	1,818
3 cows	286		858		411,061		206	26	16,117	65	26,186	140	39,295	247	74,639	275	976
4 cows	198	694	792	3,031	372,181	1,440,654	162	29	23,159	70	33,595	95	35,230	168	58,012	195	895
5 to 9 cows	263		1,643		856,211		244	64	120,733	127	114,725	104	65,188	215	94,593	258	1,819
10 to 14 cows	51	139	593	1,790	301,383	919,753	50	22	89,211	29	46,052	13	13,214	35	21,380	50	596
15 to 19 cows	36		596		327,850		36	30	254,500	8	11,575	7	9,618	18	10,980	35	675
20 to 29 cows	34	60	797	1,417	471,925	768,177	34	31	401,688	5	11,250	4	7,370	18	9,614	34	861
30 to 49 cows	54	52	1,991	1,878	1,139,909	1,194,622	54	54	1,074,605	3	3,900	7	4,740	22	7,071	53	2,314
50 to 74 cows	25	20	1,481	1,143	881,830	558,475	25	25	837,883	4	9,980	3	4,720	6	5,487	25	1,659
75 to 99 cows	3	7	245	602	136,875	303,500	3	3	100,575	2	11,100	------	------	1	365	3	240
100 to 199 cows	9	11	1,184	1,552	688,202	728,800	9	9	674,302	------	------	1	300	3	900	9	1,597
200 cows and over	8	3	2,940	900	1,940,000	530,000	8	8	1,905,350	------	------	1	3,000	3	5,160	8	3,378
Dawson																	
Total	1,590	1,651	5,416	4,570	3,025,144	2,312,436	971	85	229,121	863	339,439	95	30,195	1,431	201,765	1,562	6,180
None	xxx	xxx	xxx	xxx	xxx	xxx	xxx	xxx	xxx	xxx	xxx	xxx	xxx	xxx	xxx	21	49
1 cow	378	972	378	1,487	289,035	821,042	96	27	3,191	53	5,710	25	2,016	329	37,056	345	531
2 cows	396		792		469,300		206	16	2,455	179	31,541	21	2,374	365	41,960	389	996
3 cows	263		789		449,033		197	5	3,700	189	50,079	15	2,488	239	29,266	257	924
4 cows	193	652	772	2,715	396,762	1,306,369	154	9	3,330	148	49,895	10	4,723	178	26,497	193	910
5 to 9 cows	300		1,806		919,987		259	13	16,155	249	137,304	20	8,194	273	48,835	298	1,859
10 to 14 cows	44	23	495	279	258,822	117,825	43	6	23,355	36	48,877	4	10,400	37	16,703	43	508
15 to 19 cows	6		97		56,200		6	2	19,500	5	12,150	------	------	4	715	6	93
20 to 29 cows	6	4	139	89	74,800	67,200	6	3	49,500	3	3,700	------	------	4	579	6	143
30 to 49 cows	4	------	148	------	111,205	------	4	4	107,935	1	183	------	------	2	154	4	167

TABLE 19.—COWS MILKED AND MILK PRODUCED, 1939 AND 1929; DAIRY PRODUCTS SOLD AND BUTTER CHURNED, 1939; AND COWS KEPT FOR MILK APR. 1, 1940; BY NUMBER OF COWS MILKED, BY COUNTIES—Continued

(For explanation and definitions, see text)

STATE OR COUNTY AND NUMBER OF COWS MILKED	COWS MILKED				MILK PRODUCED (GALLONS)		DAIRY PRODUCTS SOLD, 1939						BUTTER CHURNED ON FARMS, 1939		COWS KEPT MAINLY FOR MILK PRODUCTION, APR. 1, 1940	
	Farms reporting		Number					Whole milk sold		Cream sold		Butter sold				
	1939	1929	1939	1929	1939	1929	Farms reporting	Farms reporting	Gallons	Farms reporting	Pounds of butterfat	Farms reporting	Pounds	Farms reporting	Pounds	Farms reporting	Number
TEXAS—Contd.																	
Deaf Smith																	
Total	518	479	2,718	2,478	1,379,071	1,074,268	332	38	178,103	297	251,624	20	4,027	469	57,507	524	3,154
None	xxx	xxx	xxx	xxx	xxx	xxx	xxx	xxx	xxx	xxx	xxx	xxx	xxx	xxx	xxx	21	111
1 cow	93	182	93	269	57,719	112,395	21	4	879	18	2,272	7	523	79	7,321	89	199
2 cows	96		192		86,857		40	2	1,230	33	5,563	6	700	86	10,646	92	232
3 cows	58		174		75,388		31	4	2,608	28	9,014	2	258	55	8,188	56	192
4 cows	45	225	180	1,252	90,948	529,350	31	1	830	30	15,511	-----	-------	45	5,815	45	221
5 to 9 cows	150		1,001		507,586		135	10	19,138	130	110,006	5	2,546	139	19,814	146	1,066
10 to 14 cows	53	63	595	789	308,038	337,886	51	8	41,778	43	68,844	-----	-------	46	5,539	53	630
15 to 19 cows	11		179		83,980		11	3	18,480	10	18,205	-----	-------	11	1,239	11	176
20 to 29 cows	8	9	174	188	95,215	94,637	8	3	31,850	6	19,209	-----	-------	7	841	8	182
30 to 49 cows	4	-----	130	-----	73,340	----------	4	3	61,310	1	3,000	-----	-------	1	104	3	145
Delta																	
Total	1,397	1,462	2,644	2,064	1,282,958	1,097,407	592	189	251,437	232	48,250	273	22,514	1,163	190,781	1,387	2,885
None	xxx	xxx	xxx	xxx	xxx	xxx	xxx	xxx	xxx	xxx	xxx	xxx	xxx	xxx	xxx	39	114
1 cow	848	1,358	848	1,646	483,251	912,999	227	35	6,345	94	8,901	131	9,849	740	110,772	803	961
2 cows	307		614		266,225		159	24	8,831	65	11,650	97	6,954	246	46,439	304	676
3 cows	94		282		134,121		68	31	28,973	29	7,193	25	3,840	71	18,512	93	297
4 cows	60	101	240	385	112,292	162,698	56	38	38,143	16	5,641	12	1,229	44	6,644	60	240
5 to 9 cows	74		459		189,892		68	47	93,881	26	12,365	6	452	55	9,425	74	440
10 to 14 cows	9	3	96	33	43,220	21,710	9	9	35,302	1	500	2	190	4	719	9	77
15 to 19 cows	2		35		16,020		2	2	11,400	-----	----------	-----	-------	1	100	2	34
20 cows and over	3	-----	70	-----	37,937	----------	3	3	30,562	1	2,000	-----	-------	2	150	3	46
Denton																	
Total	2,864	2,912	12,599	9,364	5,258,402	4,332,660	1,795	573	1,702,225	1,040	572,944	289	65,249	2,155	276,386	2,904	14,059
None	xxx	xxx	xxx	xxx	xxx	xxx	xxx	xxx	xxx	xxx	xxx	xxx	xxx	xxx	xxx	131	431
1 cow	632	1,742	632	2,553	286,859	1,263,805	121	28	6,831	49	5,141	52	5,185	477	44,029	579	862
2 cows	600		1,200		474,728		274	45	23,692	151	27,979	89	11,874	481	60,290	581	1,395
3 cows	377		1,131		420,045		248	60	46,149	160	45,110	40	6,644	295	38,967	369	1,270
4 cows	315	1,052	1,260	4,692	483,493	2,018,696	265	76	87,629	163	63,575	38	9,566	238	33,406	312	1,400
5 to 9 cows	700		4,388		1,781,798		648	225	425,427	408	273,945	55	23,239	513	76,893	695	4,675
10 to 14 cows	152	91	1,695	1,161	678,229	573,014	151	77	265,750	80	90,909	12	7,765	100	16,616	150	1,644
15 to 19 cows	50		807		383,980		50	27	188,810	25	54,505	3	976	32	4,025	49	806
20 to 29 cows	18	14	395	304	202,139	112,144	18	15	145,701	4	11,780	-----	-------	8	700	18	399
30 to 49 cows	12	11	440	373	236,251	166,545	12	12	216,836	-----	----------	-----	-------	6	689	12	510
50 cows and over	8	2	651	281	310,900	198,456	8	8	295,400	-----	----------	-----	-------	5	771	8	667
De Witt																	
Total	2,455	2,508	10,376	10,325	3,091,433	4,216,512	935	492	1,120,301	376	164,096	129	28,148	1,803	183,763	2,459	11,696
None	xxx	xxx	xxx	xxx	xxx	xxx	xxx	xxx	xxx	xxx	xxx	xxx	xxx	xxx	xxx	71	208
1 cow	437	1,109	437	1,638	144,494	597,582	47	19	4,790	8	553	28	2,065	246	15,947	414	519
2 cows	597		1,194		336,741		125	63	20,716	44	6,265	27	1,878	438	35,560	580	1,429
3 cows	338		1,014		267,184		118	44	24,224	65	12,324	13	1,279	268	25,621	329	1,135
4 cows	339	1,191	1,356	5,700	340,631	2,195,787	126	56	38,829	60	14,621	15	3,217	276	29,594	329	1,419
5 to 9 cows	574		3,514		904,402		360	194	271,088	154	65,827	33	12,189	458	56,378	567	3,673
10 to 14 cows	95	179	1,052	2,199	322,425	996,453	84	53	139,677	30	30,777	11	7,120	72	14,815	94	1,164
15 to 19 cows	31		508		189,433		31	26	119,500	6	18,184	1	200	21	2,616	31	556
20 to 29 cows	31	18	692	383	271,800	214,240	31	25	225,347	7	8,678	1	200	18	2,430	31	694
30 to 49 cows	10	6	357	229	175,175	131,200	10	9	137,780	2	6,867	-----	-------	5	752	10	455
50 cows and over	3	3	252	176	139,150	81,250	3	3	138,350	-----	----------	-----	-------	1	50	3	444
Dickens																	
Total	818	1,015	2,896	2,985	1,168,709	1,206,777	537	112	184,257	429	139,067	40	7,157	744	101,380	808	3,493
None	xxx	xxx	xxx	xxx	xxx	xxx	xxx	xxx	xxx	xxx	xxx	xxx	xxx	xxx	xxx	18	188
1 cow	135	575	135	857	67,057	384,263	34	1	250	25	2,184	8	881	124	11,750	119	192
2 cows	182		364		161,196		94	13	5,780	80	13,463	6	476	167	19,447	180	478
3 cows	177		531		220,200		124	19	19,441	106	25,338	7	1,773	158	22,726	172	628
4 cows	124	420	496	1,789	194,778	703,901	101	22	18,973	83	26,537	5	628	114	17,785	122	582
5 to 9 cows	176		1,047		385,035		160	46	75,080	122	54,571	15	5,149	160	28,934	173	1,097
10 to 14 cows	17	20	186	339	74,680	118,613	17	8	37,395	9	8,004	-----	-------	15	1,944	17	180
15 cows and over	7		137		65,763		7	3	29,338	4	8,970	1	250	6	794	7	148
Dimmit																	
Total	281	101	767	283	307,703	124,480	74	31	53,173	33	23,627	34	4,279	165	20,373	275	914
None	xxx	xxx	xxx	xxx	xxx	xxx	xxx	xxx	xxx	xxx	xxx	xxx	xxx	xxx	xxx	6	8
1 cow	111	98	111	248	47,882	111,505	6	1	110	-----	----------	5	310	51	3,911	104	142
2 cows	82		164		63,277		23	13	2,113	2	200	12	1,779	52	7,037	81	209
3 cows	34		102		33,255		12	5	749	5	743	8	950	24	3,397	34	122
4 cows	15	-----	60	-----	23,850	----------	6	2	605	5	2,850	-----	-------	12	1,394	15	67
5 to 9 cows	25		164		58,609		14	5	4,336	10	7,858	5	355	17	2,768	21	146
10 cows and over	14	3	166	35	80,850	12,975	13	5	25,260	11	11,976	4	885	9	1,866	14	220
Donley																	
Total	805	1,050	3,501	3,178	1,794,467	1,717,112	598	19	64,196	571	365,898	40	9,561	759	92,750	815	4,041
None	xxx	xxx	xxx	xxx	xxx	xxx	xxx	xxx	xxx	xxx	xxx	xxx	xxx	xxx	xxx	18	56
1 cow	146	624	146	911	81,422	470,580	40	2	408	31	3,589	8	519	134	11,330	143	253
2 cows	118		236		117,195		65	2	274	63	12,231	3	313	115	12,908	116	359
3 cows	104		312		153,399		80	4	2,074	73	23,895	7	1,667	100	11,698	102	379
4 cows	128	395	512	1,737	271,688	927,762	117	1	36	114	51,603	8	2,701	122	18,059	128	576
5 to 9 cows	249		1,515		767,998		236	7	6,187	232	178,494	11	4,058	255	31,180	248	1,575
10 to 14 cows	49	25	539	300	268,705	190,850	49	-----	----------	49	73,584	3	303	44	5,758	49	593
15 to 19 cows	7		110		55,220		7	1	217	7	16,326	-----	-------	6	1,367	7	119
20 cows and over	4	6	131	230	78,840	127,920	4	2	55,000	2	6,176	-----	-------	3	450	4	131

TABLE 19.—COWS MILKED AND MILK PRODUCED, 1939 AND 1929; DAIRY PRODUCTS SOLD AND BUTTER CHURNED, 1939; AND COWS KEPT FOR MILK APR. 1, 1940; BY NUMBER OF COWS MILKED, BY COUNTIES—Continued

(For explanation and definitions, see text)

STATE OR COUNTY AND NUMBER OF COWS MILKED	COWS MILKED				MILK PRODUCED (GALLONS)		DAIRY PRODUCTS SOLD, 1939							BUTTER CHURNED ON FARMS, 1939		COWS KEPT MAINLY FOR MILK PRODUCTION, APR. 1, 1940	
	Farms reporting		Number					Whole milk sold		Cream sold		Butter sold					
	1939	1929	1939	1929	1939	1929	Farms reporting	Farms reporting	Gallons	Farms reporting	Pounds of butterfat	Farms reporting	Pounds	Farms reporting	Pounds	Farms reporting	Number
TEXAS—Contd.																	
Duval																	
Total	932	661	6,353	3,319	2,475,450	1,353,277	481	53	70,503	422	807,287	10	5,448	89	9,819	1,032	8,091
None	xxx	xxx	xxx	xxx	xxx	xxx	xxx	xxx	xxx	xxx	xxx	xxx	xxx	xxx	xxx	139	621
1 cow	121	418	121	561	30,437	149,596	1	1	250	------	----------	------	--------	5	132	101	179
2 cows	240		480		97,103		23	4	2,300	19	6,858	------	--------	11	397	229	516
3 cows	101		303		74,267		37	10	6,175	27	11,848	1	36	14	545	94	293
4 cows	73	120	292	612	84,929	192,049	36	3	1,900	32	20,012	2	560	8	1,125	73	292
5 to 9 cows	168		1,129		410,344		155	24	26,495	127	123,141	6	3,760	19	4,673	167	1,248
10 to 14 cows	122	85	1,372	1,093	565,116	514,307	122	6	14,638	116	205,112	------	--------	14	508	122	1,568
15 to 19 cows	40		652		286,281		40	3	10,045	36	97,238	1	1,092	7	1,588	40	833
20 to 29 cows	42	23	945	531	429,421	254,925	42	2	8,700	40	157,230	------	--------	7	700	42	1,197
30 to 49 cows	21	15	721	522	324,472	242,400	21	------	----------	21	124,614	------	--------	4	150	21	822
50 cows and over	4	------	338	------	173,080	----------	4	------	----------	4	61,254	------	--------	------	--------	4	522
Eastland																	
Total	1,922	1,741	5,345	5,594	2,036,250	2,376,918	789	123	248,990	499	166,915	272	71,770	1,659	295,272	1,888	6,131
None	xxx	xxx	xxx	xxx	xxx	xxx	xxx	xxx	xxx	xxx	xxx	xxx	xxx	xxx	xxx	103	298
1 cow	617	1,018	617	1,553	289,869	688,815	107	13	1,904	43	4,348	59	5,365	515	64,254	555	776
2 cows	586		1,172		425,596		212	11	4,092	133	20,907	89	11,328	532	85,451	554	1,368
3 cows	283		849		286,459		150	18	10,959	99	20,151	49	10,010	244	43,881	264	941
4 cows	179	661	716	2,801	225,643	1,046,705	105	20	14,032	71	24,947	29	6,021	158	30,103	173	746
5 to 9 cows	203		1,232		436,243		161	37	64,441	118	57,700	32	21,105	171	47,462	187	1,214
10 to 14 cows	37	43	400	553	188,290	284,233	37	13	46,925	25	22,700	10	14,091	29	18,465	36	423
15 to 19 cows	9		149		68,200		9	4	28,750	7	10,602	2	1,500	5	2,176	9	154
20 cows and over	8	19	210	687	115,950	357,165	8	7	77,887	3	5,560	2	2,350	5	3,480	7	211
Ector																	
Total	41	61	374	243	296,331	125,945	15	13	252,002	1	425	4	1,060	22	3,939	41	351
None	xxx	xxx	xxx	xxx	xxx	xxx	xxx	xxx	xxx	xxx	xxx	xxx	xxx	xxx	xxx	1	2
1 cow	7	36	7	56	5,225	25,860	------	------	----------	------	----------	------	--------	3	346	7	7
2 cows	13		26		12,470		1	------	----------	------	----------	1	200	7	1,103	12	28
3 cows	5		15		7,389		1	1	1,099	------	----------	------	--------	4	546	5	16
4 cows	1	19	4	84	730	30,610	------	------	----------	------	----------	------	--------	1	104	1	4
5 to 9 cows	7		43		28,042		5	4	19,996	------	----------	3	860	5	1,640	7	43
10 to 14 cows	1	4	14	50	15,600	25,475	1	1	12,432	------	----------	------	--------	------	--------	1	14
15 to 19 cows	3		49		35,375		3	3	30,500	------	----------	------	--------	1	100	3	45
20 to 29 cows	1	2	20	53	15,500	44,000	1	1	14,600	------	----------	------	--------	1	100	1	12
30 cows and over	3	------	196	------	176,000	----------	3	3	173,375	1	425	------	--------	------	--------	3	180
Edwards																	
Total	232	234	479	573	189,808	221,163	25	6	6,515	6	3,588	16	2,101	204	24,971	233	898
None	xxx	xxx	xxx	xxx	xxx	xxx	xxx	xxx	xxx	xxx	xxx	xxx	xxx	xxx	xxx	8	53
1 cow	93	155	93	236	56,673	110,676	4	------	----------	------	----------	4	414	82	7,491	89	247
2 cows	88		176		76,742		5	1	100	2	880	3	331	78	10,832	85	343
3 cows	30		90		28,880		7	1	960	1	72	6	961	27	4,484	30	115
4 cows	8	79	32	337	9,120	110,487	3	3	1,805	1	360	------	--------	6	688	8	32
5 cows and over	13		88		18,393		6	1	3,650	2	2,276	3	395	11	1,476	13	108
Ellis																	
Total	3,272	3,610	8,587	6,531	4,541,505	3,666,272	1,850	239	658,993	946	352,872	890	194,581	3,024	578,474	3,303	10,305
None	xxx	xxx	xxx	xxx	xxx	xxx	xxx	xxx	xxx	xxx	xxx	xxx	xxx	xxx	xxx	81	232
1 cow	1,320	3,116	1,320	4,054	817,971	2,415,520	417	31	6,270	122	14,252	300	28,983	1,241	178,245	1,284	1,872
2 cows	955		1,910		966,084		588	72	40,542	257	50,675	318	53,737	890	163,799	946	2,224
3 cows	369		1,107		527,142		273	22	12,180	180	52,942	105	23,713	343	68,614	369	1,287
4 cows	236	457	944	1,804	439,270	919,457	204	27	30,880	137	52,405	64	18,581	218	48,303	233	1,032
5 to 9 cows	317		1,940		984,643		294	49	111,397	220	133,077	84	47,277	273	86,667	316	2,086
10 to 14 cows	46	25	521	316	289,640	141,035	45	16	67,685	22	28,669	16	20,010	40	27,134	46	542
15 to 19 cows	12		198		108,005		12	7	31,004	5	12,905	3	2,280	10	3,326	11	178
20 to 29 cows	6	5	130	108	62,460	64,705	6	5	33,845	2	2,471	------	--------	4	750	6	154
30 to 49 cows	8	7	284	249	159,290	125,555	8	7	139,190	1	5,476	------	--------	4	1,486	8	376
50 to 74 cows	------	------	------	------	----------	----------	------	------	----------	------	----------	------	--------	------	--------	------	------
75 to 99 cows	3	------	235	------	187,000	----------	3	3	186,000	------	----------	------	--------	1	150	3	322
El Paso																	
Total	596	559	4,084	2,988	3,399,106	2,547,980	216	168	2,816,087	16	29,792	91	12,618	350	53,693	607	4,406
None	xxx	xxx	xxx	xxx	xxx	xxx	xxx	xxx	xxx	xxx	xxx	xxx	xxx	xxx	xxx	25	56
1 cow	384	434	384	514	278,979	365,216	90	63	15,712	5	222	49	3,965	233	26,833	377	418
2 cows	115		230		139,967		45	31	14,053	1	400	27	3,197	81	13,983	110	328
3 cows	23		69		37,781		9	7	5,265	------	----------	6	2,102	18	4,859	21	60
4 cows	11	62	44	300	25,865	213,487	10	7	8,837	1	520	3	1,700	4	2,960	11	47
5 to 9 cows	16		99		75,440		15	14	44,246	1	1,170	5	754	8	3,444	16	115
10 to 14 cows	3	25	35	346	26,500	271,601	3	3	23,500	------	----------	------	--------	1	208	3	34
15 to 19 cows	4		65		46,540		4	4	42,075	1	820	------	--------	------	----------	4	72
20 to 29 cows	14	15	343	330	299,950	254,716	14	13	269,815	2	8,700	------	--------	------	----------	14	375
30 to 49 cows	9	14	324	522	286,100	429,660	9	9	252,725	2	9,636	------	--------	3	306	9	307
50 to 74 cows	8	4	467	233	400,050	266,325	8	8	385,825	2	756	------	--------	1	100	8	505
75 to 99 cows	3	2	240	173	220,175	198,875	3	3	214,175	------	----------	------	--------	------	----------	3	300
100 to 199 cows	3	2	430	270	327,100	219,600	3	3	305,200	1	7,568	1	900	1	1,000	3	500
200 cows and over	3	1	1,354	300	1,236,659	328,500	3	3	1,234,659	------	----------	------	--------	------	----------	3	1,289

TABLE 19.—COWS MILKED AND MILK PRODUCED, 1939 AND 1929; DAIRY PRODUCTS SOLD AND BUTTER CHURNED, 1939; AND COWS KEPT FOR MILK APR. 1, 1940; BY NUMBER OF COWS MILKED, BY COUNTIES—Continued

(For explanation and definitions, see text)

STATE OR COUNTY AND NUMBER OF COWS MILKED	COWS MILKED				MILK PRODUCED (GALLONS)		DAIRY PRODUCTS SOLD, 1939						BUTTER CHURNED ON FARMS, 1939		COWS KEPT MAINLY FOR MILK PRODUCTION, APR. 1, 1940	
	Farms reporting		Number					Whole milk sold		Cream sold		Butter sold				
	1939	1929	1939	1929	1939	1929	Farms reporting	Farms reporting	Gallons	Farms reporting	Pounds of butterfat	Farms reporting	Pounds	Farms reporting	Pounds	Farms reporting	Number
TEXAS—Contd.																
Erath																
Total	2,438	2,605	9,048	8,934	2,951,859	3,285,324	1,277	570	846,157	616	170,659	164	38,243	2,171	270,250	2,399	10,392
None	xxx	xxx	xxx	xxx	xxx	xxx	xxx	xxx	xxx	xxx	xxx	xxx	xxx	xxx	xxx	64	182
1 cow	422	1,199	422	1,888	168,832	749,203	72	29	4,665	23	1,407	25	1,356	373	32,110	372	681
2 cows	656		1,312		416,804		204	59	18,807	109	13,458	43	4,310	602	67,514	634	1,729
3 cows	406		1,218		357,746		213	70	31,663	124	19,651	31	3,996	377	45,582	396	1,465
4 cows	314	1,332	1,256	5,864	372,765	2,053,973	222	88	71,870	120	22,585	23	4,905	279	36,610	306	1,410
5 to 9 cows	533		3,341		1,047,989		463	244	360,622	209	77,501	35	11,881	460	67,174	521	3,444
10 to 14 cows	79		885		293,688		75	56	154,050	24	24,027	3	1,405	62	8,860	79	840
15 to 19 cows	18	61	288	736	131,255	274,998	18	15	96,255	5	8,530	———	———	13	960	17	294
20 to 29 cows	6	8	148	174	64,550	80,500	6	5	30,875	1	500	3	9,690	4	10,440	6	142
30 cows and over	4	5	178	272	98,250	146,650	4	4	77,350	1	3,000	1	700	1	1,000	4	205
Falls																	
Total	3,099	3,434	9,014	7,054	3,362,080	2,921,165	1,225	191	385,161	821	241,669	328	63,023	2,704	384,817	3,095	10,534
None	xxx	xxx	xxx	xxx	xxx	xxx	xxx	xxx	xxx	xxx	xxx	xxx	xxx	xxx	xxx	94	265
1 cow	1,003	2,796	1,003	3,878	454,592	1,734,471	136	13	1,360	80	6,400	48	3,578	842	83,119	942	1,481
2 cows	987		1,974		775,093		334	26	6,185	224	33,470	116	11,498	890	122,326	965	2,296
3 cows	464		1,392		491,616		245	15	7,979	194	33,828	54	10,105	417	64,793	460	1,624
4 cows	245	603	980	2,336	357,065	852,749	173	26	17,333	112	26,933	51	13,640	221	43,001	242	1,144
5 to 9 cows	295		1,799		642,039		232	58	82,910	152	63,324	41	14,306	255	50,640	288	1,909
10 to 14 cows	60		678		226,504		60	30	81,614	31	26,680	9	1,037	44	6,729	59	723
15 to 19 cows	20	22	326	285	114,726	139,900	20	7	32,075	14	17,038	4	2,131	17	4,651	20	241
20 to 29 cows	15	10	331	232	104,715	55,845	15	10	47,255	7	9,497	3	3,076	11	4,908	15	326
30 to 49 cows	7	2	249	72	87,480	38,200	7	3	25,050	5	20,159	1	52	5	950	7	243
50 cows and over	3	1	282	251	108,250	100,000	3	3	83,400	2	4,340	1	3,600	2	3,700	3	282
Fannin																	
Total	4,142	4,269	10,279	7,275	5,150,099	3,500,526	2,196	727	1,275,483	1,108	423,233	502	76,889	3,739	543,321	4,137	11,400
None	xxx	xxx	xxx	xxx	xxx	xxx	xxx	xxx	xxx	xxx	xxx	xxx	xxx	xxx	xxx	57	137
1 cow	1,856	3,720	1,856	4,871	1,002,500	2,435,909	500	46	16,633	252	30,158	217	19,358	1,717	214,668	1,798	2,428
2 cows	1,093		2,186		1,088,529		611	167	111,583	328	71,570	162	22,104	995	161,494	1,081	2,530
3 cows	405		1,215		613,720		316	126	143,893	157	55,025	57	9,449	360	61,543	401	1,291
4 cows	294	527	1,176	2,077	579,658	902,935	269	133	186,103	130	59,719	26	6,323	263	38,932	292	1,196
5 to 9 cows	421		2,599		1,262,728		407	192	424,896	212	170,944	32	10,326	346	50,905	419	2,656
10 to 14 cows	67	18	723	241	311,179	121,624	67	42	156,265	24	30,064	6	5,079	41	9,534	66	750
15 to 19 cows	14		215		105,075		14	10	66,975	3	3,653	1	4,000	12	5,441	13	203
20 to 29 cows	8	4	185	86	97,410	40,058	8	7	87,635	2	2,100	1	250	4	604	6	108
30 to 49 cows	4	———	144	———	89,300	———	4	4	81,500	———	———	———	———	1	200	4	100
Fayette																	
Total	4,179	4,196	17,415	14,393	4,565,215	3,775,768	1,884	1,160	1,584,439	631	103,079	186	30,438	3,326	319,126	4,180	19,668
None	xxx	xxx	xxx	xxx	xxx	xxx	xxx	xxx	xxx	xxx	xxx	xxx	xxx	xxx	xxx	93	290
1 cow	601	1,913	601	2,947	190,917	836,125	51	18	2,819	20	1,348	18	1,558	437	24,693	566	832
2 cows	833		1,666		465,610		180	76	24,582	84	9,284	32	2,245	666	51,512	811	2,047
3 cows	726		2,178		567,136		271	136	69,903	114	14,448	34	3,051	586	51,475	712	2,541
4 cows	585	2,150	2,340	9,785	586,346	2,482,209	303	175	127,126	117	16,157	28	2,747	476	44,694	573	2,598
5 to 9 cows	1,177		7,365		1,839,439		840	567	758,798	245	40,351	58	12,225	946	113,185	1,170	7,953
10 to 14 cows	208	128	2,289	1,521	592,375	398,234	190	148	364,785	37	9,449	14	7,792	175	27,505	207	2,341
15 to 19 cows	31		507		148,392		31	23	96,037	9	5,052	———	———	26	2,924	30	508
20 to 29 cows	12	4	257	85	70,590	28,200	12	11	59,608	1	110	1	720	11	2,428	12	258
30 to 49 cows	6	———	212	———	104,410	———	6	6	80,781	4	6,880	1	100	3	710	6	300
50 to 74 cows	———	1	———	55	———	31,000	———	———	———	———	———	———	———	———	———	———	———
Fisher																	
Total	1,393	1,702	4,794	4,147	2,066,105	1,957,113	789	57	57,992	647	255,162	149	28,018	1,309	191,847	1,398	5,678
None	xxx	xxx	xxx	xxx	xxx	xxx	xxx	xxx	xxx	xxx	xxx	xxx	xxx	xxx	xxx	28	100
1 cow	263	1,180	263	1,761	140,107	915,575	42	5	645	22	2,278	20	1,626	245	25,568	256	436
2 cows	360		720		325,448		137	5	1,895	103	18,395	35	5,222	346	46,858	356	965
3 cows	231		693		307,521		155	8	2,364	121	31,632	34	5,551	214	35,218	224	804
4 cows	204	498	816	2,048	338,514	896,609	151	11	3,242	133	46,099	20	3,668	196	30,780	203	939
5 to 9 cows	292		1,778		731,205		261	23	21,211	230	121,827	36	10,466	272	46,283	288	1,931
10 to 14 cows	37	21	417	242	174,150	100,694	37	4	14,590	33	29,427	2	865	31	5,852	37	405
15 to 19 cows	3		45		20,980		3	1	14,045	2	1,924	1	520	2	780	3	39
20 to 29 cows	3	1	62	22	28,180	17,392	3	———	———	3	3,580	1	100	3	508	3	61
30 to 49 cows	———	2	———	74	———	26,843	———	———	———	———	———	———	———	———	———	———	———
Floyd																	
Total	1,187	1,412	5,569	5,347	2,811,726	2,908,388	895	175	346,421	775	444,859	69	14,162	1,061	125,089	1,187	6,701
None	xxx	xxx	xxx	xxx	xxx	xxx	xxx	xxx	xxx	xxx	xxx	xxx	xxx	xxx	xxx	22	108
1 cow	190	549	190	837	91,954	460,740	48	6	1,065	41	5,177	5	654	173	13,560	182	382
2 cows	179		358		165,665		98	14	7,895	83	17,041	7	815	162	17,323	172	560
3 cows	118		354		165,555		95	8	6,057	91	28,802	7	1,038	98	9,819	116	483
4 cows	159	811	636	3,804	314,737	2,083,292	138	30	39,607	122	49,461	9	890	152	17,136	157	771
5 to 9 cows	442		2,776		1,446,354		418	90	179,132	357	241,960	30	5,915	388	50,101	439	3,039
10 to 14 cows	78	45	858	545	454,935	295,986	77	20	82,645	64	71,692	9	3,050	70	13,080	78	925
15 to 19 cows	15		252		101,151		15	5	12,845	12	14,479	2	1,800	13	3,346	15	252
20 to 29 cows	3	6	65	131	28,170	61,070	3	———	———	3	8,347	———	———	3	570	3	74
30 to 49 cows	3	1	100	30	43,205	7,300	3	2	17,175	2	7,900	———	———	2	154	3	127

TABLE 19.—COWS MILKED AND MILK PRODUCED, 1939 AND 1929; DAIRY PRODUCTS SOLD AND BUTTER CHURNED, 1939; AND COWS KEPT FOR MILK APR. 1, 1940; BY NUMBER OF COWS MILKED, BY COUNTIES—Continued

(For explanation and definitions, see text)

STATE OR COUNTY AND NUMBER OF COWS MILKED	COWS MILKED				MILK PRODUCED (GALLONS)		DAIRY PRODUCTS SOLD, 1939							BUTTER CHURNED ON FARMS, 1939		COWS KEPT MAINLY FOR MILK PRODUCTION, APR. 1, 1940	
	Farms reporting		Number					Whole milk sold		Cream sold		Butter sold					
	1939	1929	1939	1929	1939	1929	Farms reporting	Farms reporting	Gallons	Farms reporting	Pounds of butterfat	Farms reporting	Pounds	Farms reporting	Pounds	Farms reporting	Number
TEXAS—Contd.																	
Foard																	
Total	440	610	1,491	1,356	624,008	564,496	234	19	23,273	199	74,017	35	7,651	371	52,534	447	1,621
None	xxx	xxx	xxx	xxx	xxx	xxx	xxx	xxx	xxx	xxx	xxx	xxx	xxx	xxx	xxx	11	34
1 cow	94	439	94	644	52,792	290,862	26	3	616	17	2,830	8	373	70	7,000	91	125
2 cows	127		254		118,688		52	2	30	39	6,270	16	1,874	111	13,981	127	285
3 cows	67		201		85,704		40	1	724	36	7,776	5	2,308	58	8,965	66	218
4 cows	53	170	212	672	86,307	250,134	32	4	4,498	29	10,737	1	26	46	5,958	53	205
5 to 9 cows	83		512		188,056		68	6	6,390	65	29,085	3	960	71	11,640	83	539
10 to 14 cows	11		124		52,066		11	1	4,000	9	9,023	2	2,110	11	4,700	11	136
15 to 19 cows	2		32		13,020		2	1	7,000	2	1,280	-----	-------	2	82	2	29
20 to 29 cows	3	------	62	------	27,375	----------	3	1	15	2	7,016	-----	-------	2	208	3	50
30 to 49 cows	------	1	------	40	----------	23,500	------	------	----------	------	----------	------	-------	------	----------	------	-------
Fort Bend																	
Total	2,372	2,104	6,875	5,174	2,261,559	1,406,781	459	49	427,471	275	59,769	188	85,425	1,718	218,920	2,428	8,292
None	xxx	xxx	xxx	xxx	xxx	xxx	xxx	xxx	xxx	xxx	xxx	xxx	xxx	xxx	xxx	112	271
1 cow	796	1,503	796	2,156	266,917	570,972	21	4	215	6	334	14	920	481	27,417	759	994
2 cows	736		1,472		443,957		103	8	2,137	53	4,796	53	4,270	560	45,018	726	1,795
3 cows	345		1,035		294,624		85	3	725	61	8,110	25	2,467	265	25,221	342	1,227
4 cows	242	582	968	2,317	240,686	545,893	105	4	4,234	69	8,417	41	4,044	203	23,325	240	1,042
5 to 9 cows	221		1,303		310,013		115	12	9,932	76	15,819	42	13,602	181	33,174	217	1,401
10 to 14 cows	16		176		62,449		15	5	20,325	5	3,339	8	5,712	14	7,113	16	168
15 to 19 cows	5	7	80	82	29,039	20,850	4	2	11,400	1	520	1	550	5	1,705	5	76
20 to 29 cows	2	3	44	77	29,400	32,300	2	2	22,000	------	----------	-----	-------	2	170	2	62
30 to 49 cows	2	4	70	134	43,800	69,150	2	2	30,000	1	1,050	-----	-------	2	815	2	95
50 to 74 cows	1	2	74	120	56,575	33,981	1	1	21,575	------	----------	1	14,000	1	14,000	1	74
75 to 99 cows	1	1	90	76	36,050	18,300	1	1	25,550	1	1,500	-----	-------	1	260	1	90
100 cows and over	5	2	767	212	448,049	115,335	5	5	279,378	2	15,884	3	39,860	3	40,702	5	997
Franklin																	
Total	1,161	1,253	4,098	2,941	1,428,717	1,065,413	612	569	809,239	29	6,164	39	4,245	1,089	133,712	1,168	4,779
None	xxx	xxx	xxx	xxx	xxx	xxx	xxx	xxx	xxx	xxx	xxx	xxx	xxx	xxx	xxx	50	146
1 cow	285	853	285	1,259	116,547	498,161	20	14	4,292	3	260	6	242	267	26,525	254	451
2 cows	246		492		181,976		69	54	30,241	9	1,392	11	692	234	32,120	241	629
3 cows	166		498		180,654		115	106	86,886	5	912	9	1,232	155	21,360	163	577
4 cows	129	387	516	1,543	179,119	520,987	98	93	103,022	5	1,170	4	197	118	14,777	127	601
5 to 9 cows	294		1,790		594,481		269	261	436,025	7	2,430	7	1,426	276	33,602	292	1,879
10 to 14 cows	35	13	383	139	124,765	46,265	35	35	105,773	------	----------	2	458	33	4,678	35	383
15 to 19 cows	------		------		----------		------	------	----------	------	----------	------	-------	------	----------	------	-------
20 to 29 cows	6	------	134	------	51,175	----------	6	6	43,000	------	----------	-----	-------	6	650	6	113
Freestone																	
Total	2,151	2,346	4,799	4,825	1,726,419	1,748,378	237	56	80,275	84	28,151	133	26,137	2,077	312,949	2,132	5,732
None	xxx	xxx	xxx	xxx	xxx	xxx	xxx	xxx	xxx	xxx	xxx	xxx	xxx	xxx	xxx	82	306
1 cow	810	1,808	810	2,576	361,940	971,219	28	6	1,485	2	75	23	1,432	762	74,501	751	1,034
2 cows	760		1,520		567,751		65	14	2,190	19	2,814	41	4,080	747	111,608	732	1,731
3 cows	311		933		299,399		42	8	7,791	8	845	30	3,382	306	54,747	304	1,099
4 cows	123	521	492	2,027	139,309	686,042	20	4	3,141	9	2,893	7	1,190	122	25,331	121	545
5 to 9 cows	128		772		228,470		64	14	13,913	39	16,811	23	5,550	122	32,029	124	742
10 to 14 cows	12	17	145	222	62,925	91,117	11	4	14,810	5	3,550	7	7,653	12	11,025	11	135
15 to 19 cows	4		65		36,100		4	4	27,785	------	----------	1	50	4	388	4	69
20 to 29 cows	3	------	62	------	30,525	----------	3	2	9,160	2	1,163	1	3,000	2	3,320	3	71
Frio																	
Total	495	451	2,138	1,800	739,953	582,929	154	26	85,598	100	58,705	46	9,163	384	48,681	519	3,028
None	xxx	xxx	xxx	xxx	xxx	xxx	xxx	xxx	xxx	xxx	xxx	xxx	xxx	xxx	xxx	33	122
1 cow	109	250	109	350	48,804	107,562	11	2	324	3	426	6	350	60	4,976	108	166
2 cows	130		260		99,582		10	4	1,593	5	1,128	2	400	94	8,827	128	432
3 cows	60		180		60,149		15	1	60	6	2,348	8	1,016	53	7,029	59	243
4 cows	50	159	200	721	59,361	257,815	16	4	990	8	1,385	12	2,133	46	7,965	48	252
5 to 9 cows	91		542		164,086		49	8	8,306	34	11,370	10	1,952	84	11,939	88	653
10 to 14 cows	36	27	398	354	117,151	109,055	34	2	1,200	29	19,928	5	1,612	31	4,621	36	616
15 to 19 cows	9		144		44,580		9	1	2,500	8	8,932	1	50	7	614	9	173
20 to 29 cows	7	12	159	268	86,115	84,032	7	1	3,600	6	9,624	1	150	7	910	7	176
30 cows and over	3	3	146	107	80,125	24,465	3	3	67,025	1	3,564	1	1,500	2	1,800	3	195
Gaines																	
Total	426	323	1,611	1,240	798,441	509,793	195	42	141,160	137	68,517	40	6,309	389	62,885	416	1,983
None	xxx	xxx	xxx	xxx	xxx	xxx	xxx	xxx	xxx	xxx	xxx	xxx	xxx	xxx	xxx	13	36
1 cow	108	136	108	222	79,884	106,250	20	8	2,318	8	1,325	8	423	93	12,124	99	159
2 cows	101		202		95,535		25	4	1,230	14	3,115	9	1,089	92	12,650	92	290
3 cows	64		192		82,785		29	4	5,877	21	6,003	7	522	60	10,483	61	211
4 cows	39	188	156	784	81,225	319,833	28	4	3,710	20	9,419	4	1,149	37	6,668	39	177
5 to 9 cows	91		563		247,107		71	11	14,035	60	32,165	9	1,456	88	16,235	90	700
10 to 14 cows	13	19	145	234	69,300	83,710	12	4	13,130	10	9,380	1	150	11	1,852	13	130
15 to 19 cows	6		100		53,100		6	4	25,100	2	4,680	1	520	5	1,261	6	115
20 cows and over	4	------	145	------	89,505	----------	4	3	75,760	2	2,450	1	1,000	3	1,612	3	165

TABLE 19.—COWS MILKED AND MILK PRODUCED, 1939 AND 1929; DAIRY PRODUCTS SOLD AND BUTTER CHURNED, 1939; AND COWS KEPT FOR MILK APR. 1, 1940; BY NUMBER OF COWS MILKED, BY COUNTIES—Continued

(For explanation and definitions, see text)

STATE OR COUNTY AND NUMBER OF COWS MILKED	COWS MILKED				MILK PRODUCED (GALLONS)		DAIRY PRODUCTS SOLD, 1939						BUTTER CHURNED ON FARMS, 1939		COWS KEPT MAINLY FOR MILK PRODUCTION, APR. 1, 1940	
	Farms reporting		Number					Whole milk sold		Cream sold		Butter sold				
	1939	1929	1939	1929	1939	1929	Farms reporting	Farms reporting	Gallons	Farms reporting	Pounds of butterfat	Farms reporting	Pounds	Farms reporting	Pounds	Farms reporting	Number
TEXAS—Contd.																	
Galveston																	
Total	565	415	4,620	3,856	2,182,384	1,427,136	183	131	1,739,985	10	6,470	81	18,285	359	49,719	588	5,788
None	xxx	xxx	xxx	xxx	xxx	xxx	xxx	xxx	xxx	xxx	xxx	xxx	xxx	xxx	xxx	50	186
1 cow	245	249	245	346	105,797	124,139	15	6	2,087	———	———	12	599	146	10,268	226	316
2 cows	142		284		106,787		33	14	5,269	1	168	25	2,198	115	12,765	138	344
3 cows	34		102		39,299		10	6	3,829	———	———	7	1,077	26	4,307	32	100
4 cows	18	73	72	309	20,347	105,920	8	3	2,110	1	300	7	934	15	2,852	18	71
5 to 9 cows	26		167		59,396		17	10	13,797	1	40	12	4,207	24	6,877	25	168
10 to 14 cows	21	27	244	489	130,876	184,020	21	13	83,674	2	1,779	9	7,640	13	9,084	21	275
15 to 19 cows	11		180		83,605		11	11	73,360	1	1,110	3	570	5	1,016	11	225
20 to 29 cows	16	25	394	611	168,542	266,932	16	16	152,988	2	543	2	325	4	750	16	447
30 to 49 cows	27	28	1,048	1,039	498,740	409,895	27	27	462,873	1	730	4	735	7	1,440	26	1,284
50 to 74 cows	15	5	928	287	448,745	100,305	15	15	439,251	———	———	———	———	2	300	15	1,193
75 to 99 cows	5	7	426	665	185,650	180,625	5	5	169,747	1	1,800	———	———	2	60	5	609
100 to 199 cows	5	1	530	130	334,600	55,300	5	5	331,000	———	———	———	———	———	———	5	570
Garza																	
Total	622	585	2,435	1,686	1,363,460	801,799	409	35	65,956	369	224,394	28	13,338	538	82,208	608	2,595
None	xxx	xxx	xxx	xxx	xxx	xxx	xxx	xxx	xxx	xxx	xxx	xxx	xxx	xxx	xxx	11	23
1 cow	106	344	106	506	67,241	262,918	27	8	1,816	16	2,175	7	608	92	11,676	93	124
2 cows	142		284		170,335		84	5	2,891	78	17,566	6	742	126	16,149	136	298
3 cows	106		318		177,917		73	4	854	69	31,799	4	747	90	12,221	105	361
4 cows	84	227	336	948	178,080	441,571	60	4	6,135	53	22,675	3	1,212	74	10,154	82	363
5 to 9 cows	153		966		535,332		134	11	23,034	126	95,449	5	2,629	134	20,670	150	990
10 to 14 cows	23	11	260	153	136,595	48,670	23	1	450	21	32,930	2	5,300	17	8,578	23	271
15 to 19 cows	4		68		38,100		4	———	———	4	13,800	———	———	2	330	4	68
20 cows and over	4	3	97	79	59,860	48,640	4	2	30,776	2	8,000	1	2,100	3	2,430	4	97
Gillespie																	
Total	1,259	1,224	3,313	4,052	1,304,252	1,393,184	534	41	94,435	235	56,660	321	46,241	1,184	220,583	1,251	3,664
None	xxx	xxx	xxx	xxx	xxx	xxx	xxx	xxx	xxx	xxx	xxx	xxx	xxx	xxx	xxx	13	19
1 cow	272	529	272	860	155,335	342,472	70	8	393	18	1,616	53	5,209	236	31,758	259	343
2 cows	475		950		381,851		186	10	1,613	73	10,555	129	11,725	459	73,660	473	1,126
3 cows	265		795		284,014		128	7	2,399	65	13,557	64	9,715	257	51,844	261	850
4 cows	134	673	536	2,829	174,072	907,905	65	2	1,200	37	10,156	33	6,936	132	29,137	132	557
5 to 9 cows	104		601		218,180		76	6	11,505	41	20,464	38	11,161	94	31,758	104	621
10 to 14 cows	3	17	34	196	15,450	70,582	3	2	8,000	1	312	1	520	3	976	3	46
15 to 19 cows	3		49		36,950		3	3	34,675	———	———	1	75	1	400	3	56
20 cows and over	3	5	76	147	38,400	72,225	3	3	34,650	———	———	2	900	2	1,050	3	46
Glasscock																	
Total	139	93	367	297	120,745	95,455	44	11	3,729	20	4,511	32	2,354	125	20,358	132	448
None	xxx	xxx	xxx	xxx	xxx	xxx	xxx	xxx	xxx	xxx	xxx	xxx	xxx	xxx	xxx	1	2
1 cow	33	2	33	3	13,395	1,030	4	1	12	1	240	4	452	26	3,067	29	55
2 cows	47		94		30,232		11	5	595	2	440	9	738	42	4,970	45	111
3 cows	24		72		24,853		9	1	462	5	928	7	285	24	4,658	23	91
4 cows	21	90	84	283	29,655	92,425	11	3	2,550	7	1,678	6	565	19	3,926	20	82
5 to 9 cows	14		84		22,610		9	1	110	5	1,225	6	314	14	3,737	14	107
10 to 14 cows	———	1	———	11	———	2,000	———	———	———	———	———	———	———	———	———	———	———
15 to 19 cows	———		———		———		———	———	———	———	———	———	———	———	———	———	———
Goliad																	
Total	915	865	2,909	2,894	965,146	917,086	289	65	175,985	154	46,774	97	11,628	726	72,815	907	3,531
None	xxx	xxx	xxx	xxx	xxx	xxx	xxx	xxx	xxx	xxx	xxx	xxx	xxx	xxx	xxx	21	49
1 cow	242	468	242	707	94,874	215,904	33	6	1,043	6	291	25	1,308	154	8,728	229	313
2 cows	243		486		164,721		51	4	1,210	26	2,174	26	1,829	192	16,581	232	579
3 cows	174		522		158,613		58	3	2,030	39	6,110	21	2,019	163	16,673	170	575
4 cows	85	359	340	1,686	92,470	504,062	30	6	4,021	22	4,140	4	804	78	8,700	85	437
5 to 9 cows	135		806		246,367		82	24	45,059	48	17,279	16	4,888	118	18,950	135	962
10 to 14 cows	23	33	259	400	103,404	159,420	22	13	61,772	7	7,060	4	624	14	2,049	22	371
15 to 19 cows	8		125		46,747		8	6	29,150	4	4,220	———	———	5	410	8	123
20 cows and over	5	5	129	101	57,950	37,700	5	3	31,700	2	5,500	1	156	2	724	5	122
Gonzales																	
Total	2,635	2,683	6,895	8,503	1,896,725	2,404,391	369	57	59,483	180	61,315	163	27,002	1,789	182,012	2,490	8,470
None	xxx	xxx	xxx	xxx	xxx	xxx	xxx	xxx	xxx	xxx	xxx	xxx	xxx	xxx	xxx	107	365
1 cow	842	1,510	842	2,253	312,004	678,593	40	10	1,456	14	813	25	1,246	470	27,437	732	1,270
2 cows	811		1,622		479,522		84	6	820	40	5,702	40	3,346	558	47,006	735	2,207
3 cows	403		1,209		310,084		57	9	3,020	22	2,699	29	3,125	304	33,947	374	1,303
4 cows	264	1,071	1,056	4,852	234,956	1,278,985	47	5	3,680	27	4,296	18	2,441	210	25,194	252	1,138
5 to 9 cows	276		1,601		351,224		104	15	17,686	59	12,926	38	8,349	219	35,601	251	1,539
10 to 14 cows	27	88	295	1,034	92,390	319,328	25	8	12,425	9	11,583	9	3,962	21	7,724	27	298
15 to 19 cows	5		83		37,005		5	3	15,396	3	3,187	2	3,925	3	4,129	5	98
20 cows and over	7	14	187	364	79,540	127,485	7	1	5,000	6	20,109	2	608	4	974	7	252
Gray																	
Total	548	565	2,182	2,533	1,066,517	1,241,766	368	116	300,166	243	105,409	116	17,345	481	73,535	548	2,670
None	xxx	xxx	xxx	xxx	xxx	xxx	xxx	xxx	xxx	xxx	xxx	xxx	xxx	xxx	xxx	12	93
1 cow	130	254	130	589	77,490	208,710	46	22	3,586	12	1,197	31	2,136	104	12,837	124	204
2 cows	149		298		146,857		87	26	7,589	48	9,482	35	3,676	135	18,515	148	421
3 cows	64		192		78,452		49	7	3,974	42	10,347	10	730	61	7,795	64	228
4 cows	53	272	212	1,349	88,300	658,842	42	10	6,218	35	11,558	9	1,731	47	7,633	52	267
5 to 9 cows	119		731		333,019		111	26	61,281	88	49,963	23	6,694	108	22,052	118	816
10 to 14 cows	20	24	230	288	113,390	161,264	20	14	48,268	14	15,866	5	893	18	2,626	19	200
15 to 19 cows	5		80		44,555		5	3	28,560	2	4,000	1	25	3	335	5	90
20 to 29 cows	4	9	84	208	53,000	82,550	4	4	45,740	———	———	2	1,460	3	1,612	2	45
30 to 49 cows	———	4	———	149	———	50,400	———	———	———	———	———	———	———	———	———	———	———
50 to 74 cows	4	1	225	50	131,454	40,000	4	4	94,950	2	2,996	———	———	2	130	4	306
75 to 99 cows	———	———	———	———	———	———	———	———	———	———	———	———	———	———	———	———	———
100 to 199 cows	———	1	———	100	———	40,000	———	———	———	———	———	———	———	———	———	———	———

TABLE 19.—COWS MILKED AND MILK PRODUCED, 1939 AND 1929; DAIRY PRODUCTS SOLD AND BUTTER CHURNED, 1939; AND COWS KEPT FOR MILK APR. 1, 1940; BY NUMBER OF COWS MILKED, BY COUNTIES—Continued

(For explanation and definitions, see text)

STATE OR COUNTY AND NUMBER OF COWS MILKED	COWS MILKED				MILK PRODUCED (GALLONS)		DAIRY PRODUCTS SOLD, 1939						BUTTER CHURNED ON FARMS, 1939		COWS KEPT MAINLY FOR MILK PRODUCTION, APR. 1, 1940	
	Farms reporting		Number					Whole milk sold		Cream sold		Butter sold				
	1939	1929	1939	1929	1939	1929	Farms reporting	Farms reporting	Gallons	Farms reporting	Pounds of butterfat	Farms reporting	Pounds	Farms reporting	Pounds	Farms reporting	Number
TEXAS—Contd.																	
Grayson																	
Total	3,751	4,150	15,427	12,299	7,354,285	6,135,032	2,548	960	2,812,385	1,301	653,857	486	135,006	2,910	465,089	3,720	16,943
None	xxx	xxx	xxx	xxx	xxx	xxx	xxx	xxx	xxx	xxx	xxx	xxx	xxx	xxx	xxx	80	217
1 cow	1,056	2,750	1,056	3,788	601,086	1,968,242	296	54	13,341	117	13,613	155	14,513	844	106,639	991	1,461
2 cows	754		1,508		732,518		467	76	54,503	276	56,914	148	27,415	635	104,549	741	1,908
3 cows	429		1,287		592,839		339	99	98,424	217	68,685	51	13,627	341	54,788	420	1,451
4 cows	406	1,219	1,624	5,560	715,225	2,621,263	363	139	168,859	211	89,087	39	10,720	326	49,348	399	1,758
5 to 9 cows	808		5,129		2,318,585		787	386	882,764	390	284,804	66	36,199	590	98,095	797	5,265
10 to 14 cows	192	142	2,173	1,791	1,007,080	868,232	190	118	503,410	67	91,187	18	22,142	125	36,189	188	2,192
15 to 19 cows	45		723		355,398		45	33	205,110	15	24,174	7	7,490	23	10,290	43	744
20 to 29 cows	35	21	789	465	401,554	239,555	35	30	323,099	6	13,875	1	400	18	3,279	35	795
30 to 49 cows	21	14	798	485	445,746	277,190	21	20	384,023	2	11,500	1	500	7	1,860	21	785
50 cows and over	5	4	340	210	184,302	158,550	5	5	179,052	—	—	—	—	1	52	5	369
Gregg																	
Total	806	1,128	2,003	2,465	901,557	834,441	163	53	267,588	14	10,110	140	27,437	699	135,873	804	2,174
None	xxx	xxx	xxx	xxx	xxx	xxx	xxx	xxx	xxx	xxx	xxx	xxx	xxx	xxx	xxx	54	86
1 cow	406	903	406	1,265	190,689	430,655	34	7	1,128	2	175	31	3,306	334	41,925	360	435
2 cows	244		488		206,564		47	13	2,711	1	110	46	5,640	224	44,478	236	497
3 cows	77		231		86,318		23	3	1,148	1	100	22	3,312	70	18,093	76	241
4 cows	26	203	104	808	39,266	268,709	14	3	2,151	1	400	13	2,657	24	8,685	28	99
5 to 9 cows	28		172		75,828		20	7	7,819	2	2,302	17	8,182	28	15,264	27	165
10 to 14 cows	7	16	73	202	27,662	78,852	7	4	15,500	3	1,280	3	650	5	1,499	7	75
15 to 19 cows	3		50		19,125		3	2	16,225	—	—	2	310	3	562	3	58
20 to 29 cows	6	2	126	44	52,375	12,200	6	5	37,855	2	3,075	2	645	5	1,339	6	140
30 cows and over	9	4	353	148	203,750	44,025	9	9	183,051	2	2,668	4	2,755	6	4,028	9	378
Grimes																	
Total	1,856	2,033	5,539	5,712	1,504,471	1,405,078	307	64	164,875	153	75,020	156	19,088	1,641	191,335	1,859	6,610
None	xxx	xxx	xxx	xxx	xxx	xxx	xxx	xxx	xxx	xxx	xxx	xxx	xxx	xxx	xxx	95	254
1 cow	451	1,236	451	1,929	147,047	499,191	20	7	610	3	140	17	1,292	360	24,858	405	625
2 cows	637		1,274		353,291		63	16	6,438	23	6,374	33	3,831	558	55,155	609	1,543
3 cows	316		948		230,509		44	10	1,157	18	2,954	29	3,398	299	38,969	311	1,074
4 cows	209	758	836	3,088	188,041	662,467	47	5	3,289	27	5,271	26	2,017	200	28,218	203	899
5 to 9 cows	191		1,145		231,811		81	11	10,445	49	14,696	36	5,985	177	32,645	186	1,188
10 to 14 cows	30	30	333	346	80,435	70,000	30	8	7,336	19	13,129	11	1,692	29	6,321	29	322
15 to 19 cows	11		173		63,857		11	1	10,900	8	5,376	3	773	10	3,650	11	179
20 to 29 cows	7	4	154	89	58,980	24,620	7	3	32,700	4	8,880	1	100	6	1,177	6	103
30 to 49 cows	1	4	30	140	16,000	88,800	1	1	16,000	—	—	—	—	—	—	1	30
50 cows and over	3	1	195	120	134,500	60,000	3	2	76,000	2	18,200	—	—	2	340	3	395
Guadalupe																	
Total	2,169	2,261	7,458	8,034	2,497,774	3,190,715	911	108	490,152	391	126,462	500	145,449	1,525	273,687	2,158	7,926
None	xxx	xxx	xxx	xxx	xxx	xxx	xxx	xxx	xxx	xxx	xxx	xxx	xxx	xxx	xxx	59	104
1 cow	518	1,132	518	1,679	163,269	574,201	58	13	913	10	1,229	40	2,859	251	16,480	492	610
2 cows	566		1,132		335,761		162	9	829	59	7,885	107	11,969	421	45,080	552	1,232
3 cows	372		1,116		328,222		183	4	1,640	87	16,449	103	17,998	300	44,589	360	1,240
4 cows	298	1,009	1,192	4,587	337,539	1,819,747	176	14	6,853	84	19,269	99	23,308	244	46,603	288	1,220
5 to 9 cows	329		2,006		658,029		247	24	42,496	123	52,310	127	65,560	258	91,190	322	2,032
10 to 14 cows	56	104	627	1,261	202,128	517,485	55	20	36,594	24	17,020	20	20,153	36	24,155	56	602
15 to 19 cows	12		190		81,107		12	7	51,282	2	4,200	3	2,026	6	3,220	11	190
20 to 29 cows	10	8	233	178	122,582	95,882	10	9	101,630	1	800	1	1,600	5	1,958	10	274
30 to 49 cows	4	5	162	164	76,487	63,900	4	4	75,440	—	—	—	—	3	256	4	141
50 cows and over	4	3	282	165	192,650	119,500	4	4	172,475	1	7,300	—	—	1	156	4	281
Hale																	
Total	1,401	1,512	8,430	7,379	4,398,489	4,136,768	1,172	491	1,674,165	702	561,159	48	19,706	1,184	154,051	1,419	9,775
None	xxx	xxx	xxx	xxx	xxx	xxx	xxx	xxx	xxx	xxx	xxx	xxx	xxx	xxx	xxx	52	214
1 cow	137	465	137	711	73,146	417,462	35	8	1,362	24	2,710	5	625	115	11,588	128	211
2 cows	170		340		173,573		104	16	11,110	80	18,774	12	1,071	153	17,029	165	479
3 cows	143		429		214,931		112	37	37,210	78	26,074	12	1,439	119	15,134	159	582
4 cows	179	907	716	4,662	360,266	2,603,669	163	52	72,728	118	57,016	6	1,272	162	18,900	174	875
5 to 9 cows	557		3,626		1,867,166		543	255	727,017	303	256,464	8	1,831	475	55,755	549	4,101
10 to 14 cows	145	120	1,620	1,443	840,374	783,137	145	76	344,314	74	120,580	2	1,145	115	16,086	142	1,769
15 to 19 cows	35		568		275,081		35	24	144,450	12	25,584	—	—	28	3,989	35	537
20 to 29 cows	21	15	476	321	267,910	181,225	21	13	132,490	10	35,400	1	800	11	2,865	21	493
30 cows and over	14	5	518	242	326,042	151,275	14	10	203,484	5	18,557	2	11,523	6	12,905	14	514
Hall																	
Total	1,003	1,432	3,455	3,731	1,778,809	1,826,317	738	47	54,801	666	296,800	85	15,044	944	138,670	1,000	3,782
None	xxx	xxx	xxx	xxx	xxx	xxx	xxx	xxx	xxx	xxx	xxx	xxx	xxx	xxx	xxx	26	80
1 cow	186	926	186	1,331	116,394	708,622	66	8	920	44	5,187	20	1,193	170	19,360	173	308
2 cows	270		540		279,025		176	7	1,859	159	28,656	25	1,760	257	33,399	260	612
3 cows	187		501		257,718		133	6	6,171	121	34,556	13	1,819	158	24,426	164	557
4 cows	141	480	564	1,975	280,215	949,835	132	9	6,329	124	48,169	17	3,312	135	22,347	141	601
5 to 9 cows	208		1,259		651,242		200	13	19,022	188	139,571	9	5,688	196	33,014	206	1,233
10 to 14 cows	22	24	250	281	118,500	95,690	22	—	—	22	25,002	1	1,272	21	5,192	21	220
15 to 19 cows	6		94		46,615		6	1	6,000	6	11,159	—	—	5	780	6	111
20 to 29 cows	3	1	61	24	29,100	17,420	3	3	14,500	2	4,500	—	—	2	152	3	60
30 to 49 cows	—	—	—	—	—	—	—	—	—	—	—	—	—	—	—	—	—
50 to 74 cows	—	—	—	—	—	—	—	—	—	—	—	—	—	—	—	—	—
75 to 99 cows	—	—	—	—	—	—	—	—	—	—	—	—	—	—	—	—	—
100 to 199 cows	—	1	—	120	—	54,750	—	—	—	—	—	—	—	—	—	—	—

TABLE 19.—COWS MILKED AND MILK PRODUCED, 1939 AND 1929; DAIRY PRODUCTS SOLD AND BUTTER CHURNED, 1939; AND COWS KEPT FOR MILK APR. 1, 1940; BY NUMBER OF COWS MILKED, BY COUNTIES—Continued

(For explanation and definitions, see text)

STATE OR COUNTY AND NUMBER OF COWS MILKED	COWS MILKED				MILK PRODUCED (GALLONS)		DAIRY PRODUCTS SOLD, 1939							BUTTER CHURNED ON FARMS, 1939		COWS KEPT MAINLY FOR MILK PRODUCTION, APR. 1, 1940	
	Farms reporting		Number					Whole milk sold		Cream sold		Butter sold					
	1939	1929	1939	1929	1939	1929	Farms reporting	Farms reporting	Gallons	Farms reporting	Pounds of butterfat	Farms reporting	Pounds	Farms reporting	Pounds	Farms reporting	Number
TEXAS—Contd.																	
Hamilton																	
Total	1,765	1,827	5,283	6,590	1,847,557	2,254,486	670	42	80,651	564	138,473	96	20,463	1,629	213,329	1,729	5,654
None	xxx	xxx	xxx	xxx	xxx	xxx	xxx	xxx	xxx	xxx	xxx	xxx	xxx	xxx	xxx	32	73
1 cow	311	745	311	1,218	165,812	501,529	42	4	221	32	5,031	10	968	284	26,201	295	430
2 cows	560		1,120		437,822		180	7	1,956	154	19,457	24	2,499	518	62,130	548	1,510
3 cows	396		1,188		388,756		151	4	2,085	129	24,399	23	3,791	374	48,977	383	1,288
4 cows	242	1,015	968	4,560	300,922	1,488,503	115	4	2,891	96	21,844	19	4,834	225	37,225	232	962
5 to 9 cows	236		1,399		435,447		162	16	27,833	138	55,472	16	5,451	212	33,602	220	1,295
10 to 14 cows	14	63	162	717	63,636	231,954	14	2	9,200	13	12,018	1	300	11	1,795	13	154
15 to 19 cows	2		31		12,270		2	1	1,825	—	—	2	2,140	2	2,696	2	38
20 cows and over	4	4	104	95	42,892	32,480	4	4	34,660	2	2,252	1	480	3	705	4	104
Hansford																	
Total	206	218	788	1,011	336,200	562,946	90	12	34,263	74	37,002	19	5,651	182	26,692	210	918
None	xxx	xxx	xxx	xxx	xxx	xxx	xxx	xxx	xxx	xxx	xxx	xxx	xxx	xxx	xxx	10	27
1 cow	51	86	51	129	29,406	76,350	10	2	212	4	316	5	532	40	3,941	49	71
2 cows	47		94		44,249		10	—	—	9	749	3	174	42	5,136	45	112
3 cows	30		90		31,049		13	—	—	12	4,018	2	157	28	3,952	30	107
4 cows	17	111	68	590	24,431	308,456	11	—	—	10	6,119	1	48	16	2,052	16	73
5 to 9 cows	46		272		112,323		33	3	5,045	28	16,578	7	4,524	44	9,363	45	290
10 to 14 cows	9	19	96	236	43,285	135,865	8	3	6,276	7	5,814	1	416	8	1,500	9	106
15 to 19 cows	3		48		25,950		2	2	5,730	2	884	—	—	3	612	3	65
20 to 29 cows	3	1	69	26	25,507	20,375	3	2	17,000	2	2,524	—	—	1	156	3	67
30 to 49 cows	—	1	—	30	—	21,900	—	—	—	—	—	—	—	—	—	—	—
Hardeman																	
Total	845	1,145	3,642	3,133	1,636,721	1,359,073	615	37	144,332	539	320,880	104	27,877	786	124,098	863	3,908
None	xxx	xxx	xxx	xxx	xxx	xxx	xxx	xxx	xxx	xxx	xxx	xxx	xxx	xxx	xxx	31	93
1 cow	114	769	114	1,128	59,862	516,148	25	2	500	14	1,638	11	770	101	11,209	111	190
2 cows	184		368		162,411		109	2	1,085	88	16,151	28	3,817	169	23,328	179	421
3 cows	141		423		186,690		105	2	140	94	35,024	20	4,159	138	20,942	138	472
4 cows	114	347	456	1,473	189,565	598,071	97	4	1,695	87	38,302	14	4,082	107	17,656	114	480
5 to 9 cows	231		1,401		638,468		219	11	12,142	208	158,321	26	11,622	216	39,482	230	1,436
10 to 14 cows	42	21	454	260	187,155	104,745	41	5	11,330	36	49,025	4	1,702	40	7,616	41	385
15 to 19 cows	12		199		95,109		12	6	34,754	8	14,789	—	—	10	1,640	12	215
20 to 29 cows	4	3	95	69	36,025	37,854	4	2	14,600	2	7,585	—	—	3	350	4	90
30 cows and over	3	5	132	203	81,436	102,255	3	3	68,086	2	65	1	1,725	2	1,875	3	128
Hardin																	
Total	1,014	437	1,712	1,213	858,635	508,433	188	111	155,462	9	1,308	112	11,556	728	88,654	999	2,217
None	xxx	xxx	xxx	xxx	xxx	xxx	xxx	xxx	xxx	xxx	xxx	xxx	xxx	xxx	xxx	21	42
1 cow	682	343	682	468	421,868	187,714	87	45	9,450	5	606	54	3,065	466	46,757	653	916
2 cows	245		490		213,419		60	37	10,654	1	112	57	3,780	192	26,542	240	612
3 cows	42		126		43,957		11	6	3,152	—	—	8	978	35	5,823	42	229
4 cows	16	80	64	333	18,355	77,751	5	3	2,455	—	—	3	955	14	3,364	16	87
5 to 9 cows	18		109		37,566		14	9	20,095	—	—	9	2,174	16	4,417	18	116
10 to 14 cows	3	9	36	127	17,520	56,973	3	3	13,632	—	—	1	604	2	886	3	35
15 to 19 cows	1		18		10,950		1	1	10,644	—	—	—	—	1	50	1	34
20 cows and over	7	5	187	285	95,000	185,995	7	7	85,400	3	590	—	—	4	815	5	146
Harris																	
Total	4,950	2,550	30,147	18,460	15,095,639	8,521,798	1,415	941	11,158,842	95	59,050	642	96,350	3,499	455,376	5,032	35,443
None	xxx	xxx	xxx	xxx	xxx	xxx	xxx	xxx	xxx	xxx	xxx	xxx	xxx	xxx	xxx	247	658
1 cow	2,675	1,869	2,675	2,271	1,562,567	986,912	341	209	48,458	10	857	218	14,185	2,001	189,519	2,559	3,511
2 cows	1,216		2,432		1,092,033		332	176	91,114	18	4,108	210	22,234	908	124,141	1,185	2,858
3 cows	347		1,041		408,596		140	69	51,494	12	4,565	83	12,830	260	45,465	340	1,211
4 cows	136	445	544	1,885	212,593	658,289	64	22	24,685	9	3,143	44	9,111	111	25,889	135	622
5 to 9 cows	158		974		381,572		120	65	105,828	21	14,690	63	21,606	122	40,236	156	1,155
10 to 14 cows	39	126	464	1,805	235,524	869,761	39	28	162,673	7	6,122	7	3,702	13	4,872	39	621
15 to 19 cows	42		667		356,514		42	38	242,425	4	10,761	6	5,164	17	8,055	41	812
20 to 29 cows	68	125	1,557	2,933	777,821	1,378,176	68	66	666,445	4	2,130	5	2,774	17	6,334	66	1,944
30 to 49 cows	117	111	4,274	4,056	2,344,967	1,944,863	117	116	2,220,949	7	7,474	2	3,680	26	6,179	113	5,069
50 to 74 cows	64	51	3,773	2,917	1,946,612	1,488,027	64	64	1,876,000	2	1,700	2	244	13	1,885	64	4,371
75 to 99 cows	23	9	1,869	747	892,005	272,087	23	23	867,890	—	—	—	—	3	239	23	2,213
100 to 199 cows	51	14	6,137	1,846	3,132,010	923,705	51	51	3,064,481	1	3,500	—	—	4	377	51	7,000
200 cows and over	14	—	3,740	—	1,772,825	—	14	14	1,736,600	—	—	2	820	4	2,205	13	3,618
Harrison																	
Total	3,646	3,001	8,407	7,922	3,088,425	2,653,107	502	182	858,648	23	5,394	364	78,158	3,434	538,555	3,647	9,864
None	xxx	xxx	xxx	xxx	xxx	xxx	xxx	xxx	xxx	xxx	xxx	xxx	xxx	xxx	xxx	131	202
1 cow	1,750	2,188	1,750	3,020	643,172	848,800	55	8	1,841	2	110	46	3,556	1,659	161,410	1,670	2,066
2 cows	1,109		2,218		725,551		125	27	8,394	4	300	111	14,311	1,064	176,418	1,075	2,614
3 cows	384		1,152		371,053		96	28	13,704	2	361	76	13,987	365	82,695	378	1,305
4 cows	172	710	688	3,115	212,962	965,418	72	23	18,611	3	1,000	53	13,876	164	48,865	168	711
5 to 9 cows	157		929		312,485		83	30	62,168	5	1,745	64	26,589	149	59,045	152	919
10 to 14 cows	51	74	360	925	156,101	350,209	30	23	116,580	3	490	11	4,109	20	7,005	51	475
15 to 19 cows	14		229		109,080		14	14	96,915	1	3	3	1,710	8	2,621	14	272
20 to 29 cows	9	17	195	374	103,940	204,150	9	9	98,415	2	835	—	—	3	352	8	192
30 to 49 cows	15	9	520	308	258,423	170,580	15	15	246,352	1	550	—	—	2	150	15	629
50 cows and over	5	3	366	180	195,668	115,950	5	5	195,668	—	—	—	—	—	—	5	481

TABLE 19.—COWS MILKED AND MILK PRODUCED, 1939 AND 1929; DAIRY PRODUCTS SOLD AND BUTTER CHURNED, 1939; AND COWS KEPT FOR MILK APR. 1, 1940; BY NUMBER OF COWS MILKED, BY COUNTIES—Continued

(For explanation and definitions, see text)

STATE OR COUNTY AND NUMBER OF COWS MILKED	COWS MILKED				MILK PRODUCED (GALLONS)		DAIRY PRODUCTS SOLD, 1939						BUTTER CHURNED ON FARMS, 1939		COWS KEPT MAINLY FOR MILK PRODUCTION, APR. 1, 1940	
	Farms reporting		Number					Whole milk sold		Cream sold		Butter sold				
	1939	1929	1939	1929	1939	1929	Farms reporting	Farms reporting	Gallons	Farms reporting	Pounds of butterfat	Farms reporting	Pounds	Farms reporting	Pounds	Farms reporting	Number
TEXAS—Contd.																	
Hartley																	
Total	169	215	732	1,136	522,261	429,271	102	13	25,026	93	47,768	7	1,482	154	19,751	168	860
None	xxx	xxx	xxx	xxx	xxx	xxx	xxx	xxx	xxx	xxx	xxx	xxx	xxx	xxx	xxx	7	26
1 cow	28	84	28	120	16,231	42,397	3	1	180	1	125	1	42	22	1,827	23	62
2 cows	36		72		33,130		11	1	70	10	1,739	1	50	33	3,492	35	86
3 cows	25		75		34,034		20	1	1,400	19	4,178	1	40	23	2,719	25	89
4 cows	23	94	92	460	37,819	174,514	17	1	20	17	5,927	———	———	22	3,115	23	99
5 to 9 cows	41		257		116,468		38	6	4,249	35	23,257	3	1,300	38	5,765	39	293
10 to 14 cows	11		120		52,844		10	2	8,347	9	9,152	1	50	11	1,519	11	130
15 cows and over	5	37	88	556	31,735	212,360	3	1	8,760	2	3,390	———	———	5	1,316	5	75
Haskell																	
Total	1,740	2,104	6,665	4,719	2,932,856	2,314,701	1,232	125	167,816	1,049	442,653	231	32,787	1,647	208,790	1,752	7,259
None	xxx	xxx	xxx	xxx	xxx	xxx	xxx	xxx	xxx	xxx	xxx	xxx	xxx	xxx	xxx	40	125
1 cow	296	1,517	296	2,242	163,627	1,192,518	73	10	758	33	3,317	39	2,821	278	28,839	284	482
2 cows	405		810		386,500		236	25	7,905	185	30,890	59	5,637	381	46,117	398	969
3 cows	294		882		404,739		229	16	8,866	199	46,209	53	7,192	284	39,105	291	980
4 cows	233	572	932	2,237	369,852	987,403	201	9	8,058	188	60,451	31	4,855	221	28,234	229	991
5 to 9 cows	434		2,746		1,177,228		415	48	71,324	376	224,503	40	8,814	412	54,488	432	2,813
10 to 14 cows	60		654		268,640		60	12	43,435	51	51,416	6	3,088	57	9,274	60	600
15 to 19 cows	11	13	179	164	73,870	79,630	11	2	2,870	11	15,867	2	200	8	1,083	11	159
20 cows and over	7	2	166	76	88,400	55,150	7	3	24,600	6	10,000	1	200	6	1,650	7	122
Hays																	
Total	907	923	3,256	3,614	1,390,407	1,465,354	348	122	567,429	93	37,456	168	64,819	551	121,761	920	3,853
None	xxx	xxx	xxx	xxx	xxx	xxx	xxx	xxx	xxx	xxx	xxx	xxx	xxx	xxx	xxx	39	107
1 cow	316	450	316	629	127,173	235,146	19	2	500	3	280	14	1,378	120	10,993	297	430
2 cows	247		494		172,514		66	15	6,825	12	2,510	42	4,325	155	20,068	245	589
3 cows	108		318		104,000		54	11	6,500	15	3,148	34	4,725	91	14,401	104	413
4 cows	71	405	284	1,914	98,738	771,327	51	16	13,286	19	4,555	23	4,385	60	11,820	70	325
5 to 9 cows	108		664		278,627		97	38	69,284	31	14,926	39	27,718	92	38,075	107	706
10 to 14 cows	29		329		126,900		29	14	52,713	8	9,725	11	11,653	22	14,887	28	354
15 to 19 cows	9	55	147	689	62,620	260,556	9	6	30,195	3	2,212	4	5,655	5	6,007	9	147
20 to 29 cows	8	10	175	222	89,636	96,625	8	7	73,257	1	120	1	5,000	5	5,410	8	191
30 cows and over	13	3	529	160	330,199	101,700	13	13	314,869	1	180	———	———	1	100	13	591
Hemphill																	
Total	314	351	1,678	1,702	798,031	718,447	233	19	41,482	227	168,698	4	461	297	32,717	329	2,243
None	xxx	xxx	xxx	xxx	xxx	xxx	xxx	xxx	xxx	xxx	xxx	xxx	xxx	xxx	xxx	17	84
1 cow	32	123	32	198	16,785	90,773	4	———	———	4	250	———	———	27	2,549	32	49
2 cows	44		88		40,520		17	1	100	16	3,481	———	———	41	3,540	43	124
3 cows	42		126		63,314		31	3	147	31	10,819	1	156	40	4,318	42	180
4 cows	47	197	188	1,021	84,859	398,794	40	1	35	40	17,385	1	15	46	5,078	46	228
5 to 9 cows	113		735		339,914		105	8	4,160	102	78,504	1	210	109	12,480	113	946
10 to 14 cows	26		293		149,739		26	3	3,000	26	37,411	1	80	25	3,670	26	372
15 to 19 cows	7	24	114	273	56,975	121,125	7	2	9,400	6	15,131	———	———	6	650	7	114
20 cows and over	3	7	102	210	45,925	107,755	3	1	24,640	2	5,757	———	———	3	452	3	148
Henderson																	
Total	3,286	3,121	7,400	6,382	2,893,303	2,393,166	656	179	197,165	255	82,117	315	52,601	3,039	505,888	3,253	8,924
None	xxx	xxx	xxx	xxx	xxx	xxx	xxx	xxx	xxx	xxx	xxx	xxx	xxx	xxx	xxx	95	220
1 cow	1,334	2,441	1,334	3,430	595,760	1,362,156	93	23	3,711	17	1,132	66	5,720	1,228	137,326	1,247	1,730
2 cows	1,088		2,176		808,357		190	28	9,504	65	6,617	113	15,119	1,013	179,505	1,063	2,708
3 cows	424		1,272		433,921		128	35	14,718	51	9,389	58	8,928	406	84,670	412	1,471
4 cows	187	656	748	2,588	231,985	880,873	79	22	11,231	42	11,524	27	5,396	168	37,470	183	791
5 to 9 cows	209		1,253		387,652		123	47	57,155	58	24,317	41	12,404	190	52,132	209	1,389
10 to 14 cows	30		332		105,288		29	16	34,656	14	20,388	6	1,534	24	7,124	30	325
15 to 19 cows	7	19	109	220	46,485	86,192	7	3	10,900	5	4,700	3	4,400	6	6,041	7	119
20 cows and over	7	5	176	144	83,955	63,945	7	5	55,290	3	4,050	1	1,100	4	1,620	7	171
Hidalgo																	
Total	2,568	2,042	7,744	5,804	3,336,005	2,643,678	929	278	877,445	447	249,611	336	58,098	1,412	199,045	2,565	8,940
None	xxx	xxx	xxx	xxx	xxx	xxx	xxx	xxx	xxx	xxx	xxx	xxx	xxx	xxx	xxx	52	161
1 cow	1,143	1,570	1,143	2,078	519,688	975,117	189	42	8,528	52	7,541	107	10,386	572	59,645	1,110	1,407
2 cows	708		1,416		559,954		232	57	19,012	87	18,748	126	20,507	451	65,224	692	1,605
3 cows	230		690		288,124		122	34	23,391	72	27,368	37	8,088	146	24,236	227	756
4 cows	127	365	508	1,598	189,576	698,666	71	21	13,415	45	18,855	18	3,376	73	13,430	126	588
5 to 9 cows	231		1,435		588,578		189	53	104,897	125	88,294	35	9,636	128	22,165	230	1,688
10 to 14 cows	48	71	551	914	239,508	436,583	46	14	62,957	34	35,456	8	4,525	31	9,200	48	584
15 to 19 cows	33		539		250,265		33	18	120,815	16	25,151	4	998	16	2,713	33	501
20 to 29 cows	22	20	509	469	243,825	217,937	22	14	115,110	11	25,553	———	———	7	666	22	536
30 to 49 cows	19	9	621	333	295,287	109,775	19	19	254,570	5	2,647	1	580	7	1,714	19	705
50 to 74 cows	6	6	332	332	161,200	173,600	6	6	154,750	———	———	———	———	1	52	6	409
75 to 99 cows	———	1	———	80	———	32,000	———	———	———	———	———	———	———	———	———	———	———
Hill																	
Total	3,585	3,998	9,790	8,111	4,554,825	3,930,950	1,866	244	570,277	1,208	403,822	559	124,412	3,191	515,041	3,568	11,615
None	xxx	xxx	xxx	xxx	xxx	xxx	xxx	xxx	xxx	xxx	xxx	xxx	xxx	xxx	xxx	59	147
1 cow	1,096	3,178	1,096	4,420	591,263	2,373,940	292	12	1,971	172	20,874	121	13,237	961	113,912	1,057	1,596
2 cows	1,206		2,412		1,111,703		632	38	18,721	405	70,927	227	38,799	1,087	173,704	1,183	2,917
3 cows	519		1,557		694,954		329	36	26,828	223	58,307	104	21,509	470	82,360	516	1,920
4 cows	322	782	1,288	3,086	540,062	1,309,361	232	34	44,584	168	55,632	57	21,149	296	60,394	316	1,537
5 to 9 cows	361		2,193		969,761		303	84	179,537	205	132,159	40	22,865	316	85,560	356	2,256
10 to 14 cows	51	29	549	378	260,057	158,571	48	20	82,185	26	37,330	6	4,338	40	12,086	51	565
15 to 19 cows	14		221		106,670		14	8	52,131	6	13,207	1	181	10	1,905	14	213
20 to 29 cows	7	8	154	177	96,805	68,278	7	4	44,670	4	8,558	1	200	4	812	7	135
30 to 49 cows	9	———	320	———	185,550	———	9	8	119,650	3	8,830	2	2,154	7	4,308	9	351
50 to 74 cows	———	1	———	50	———	21,000	———	———	———	———	———	———	———	———	———	———	———

TABLE 19.—COWS MILKED AND MILK PRODUCED, 1939 AND 1929; DAIRY PRODUCTS SOLD AND BUTTER CHURNED, 1939; AND COWS KEPT FOR MILK APR. 1, 1940; BY NUMBER OF COWS MILKED, BY COUNTIES—Continued

(For explanation and definitions, see text)

STATE OR COUNTY AND NUMBER OF COWS MILKED	COWS MILKED				MILK PRODUCED (GALLONS)		DAIRY PRODUCTS SOLD, 1939							BUTTER CHURNED ON FARMS, 1939		COWS KEPT MAINLY FOR MILK PRODUCTION, APR. 1, 1940	
	Farms reporting		Number					Whole milk sold		Cream sold		Butter sold					
	1939	1929	1939	1929	1939	1929	Farms reporting	Farms reporting	Gallons	Farms reporting	Pounds of butterfat	Farms reporting	Pounds	Farms reporting	Pounds	Farms reporting	Number
TEXAS—Contd.																	
Hockley																	
Total	1,363	1,050	5,205	2,815	2,765,396	1,415,551	997	85	189,444	924	470,889	65	23,071	1,261	169,346	1,383	5,774
None	xxx	xxx	xxx	xxx	xxx	xxx	xxx	xxx	xxx	xxx	xxx	xxx	xxx	xxx	xxx	43	133
1 cow	192	632	192	956	115,754	509,193	39	4	1,139	32	4,235	5	438	161	16,784	188	298
2 cows	314		628		313,412		180	8	2,853	169	33,888	16	2,700	295	32,353	307	776
3 cows	244		732		358,515		202	6	1,308	196	56,528	11	1,600	232	27,254	243	877
4 cows	216	405	864	1,723	453,901	843,413	194	15	17,804	180	76,714	11	2,513	204	27,895	211	935
5 to 9 cows	357		2,174		1,177,439		342	46	74,290	314	237,975	16	6,885	332	50,135	351	2,171
10 to 14 cows	34	12	374	135	206,445	54,305	34	3	4,500	30	48,399	5	4,885	34	10,361	34	343
15 to 19 cows	1		15		7,000		1	———	———	1	1,750	———	———	1	156	1	15
20 to 29 cows	2	1	45	21	21,500	8,640	2	1	8,000	1	1,400	1	4,050	1	4,200	2	46
30 to 49 cows	———	———	———	———	———	———	———	———	———	———	———	———	———	———	———	———	———
50 cows and over	3	———	181	———	111,450	———	3	2	79,550	1	10,000	———	———	1	208	3	180
Hood																	
Total	903	991	3,704	3,627	1,435,906	1,346,913	402	48	285,447	345	121,562	43	13,908	846	123,244	927	4,602
None	xxx	xxx	xxx	xxx	xxx	xxx	xxx	xxx	xxx	xxx	xxx	xxx	xxx	xxx	xxx	61	280
1 cow	162	485	162	753	82,085	301,746	22	1	100	15	1,461	7	703	141	13,533	155	372
2 cows	251		502		183,133		64	2	915	49	5,855	13	957	238	28,431	235	610
3 cows	136		408		140,801		55	3	750	51	9,538	6	1,173	132	17,467	129	495
4 cows	96	468	384	2,085	138,251	665,182	59	2	350	55	13,304	4	750	92	14,064	94	426
5 to 9 cows	211		1,336		437,016		156	23	32,135	140	56,959	11	3,112	201	33,444	206	1,456
10 to 14 cows	33	29	370	360	142,395	132,086	33	12	29,325	25	20,745	1	3,213	30	8,652	33	371
15 to 19 cows	4		67		23,750		4	———	———	4	5,250	———	———	4	622	4	59
20 to 29 cows	6	6	130	135	53,350	73,519	5	3	23,600	4	6,150	———	———	6	1,875	6	143
30 to 49 cows	1	1	30	35	7,500	18,000	1	———	———	1	1,600	———	———	1	156	1	30
50 to 74 cows	———	1	———	61	———	25,000	———	———	———	———	———	———	———	———	———	———	———
75 cows and over	3	1	315	200	227,625	131,400	3	2	198,272	1	700	1	4,000	1	5,000	3	360
Hopkins																	
Total	3,945	3,935	15,515	9,252	6,671,379	3,809,074	2,413	2,251	4,479,528	123	44,137	133	24,070	3,235	422,578	3,947	17,150
None	xxx	xxx	xxx	xxx	xxx	xxx	xxx	xxx	xxx	xxx	xxx	xxx	xxx	xxx	xxx	79	256
1 cow	1,003	2,789	1,005	4,058	467,651	1,699,777	103	58	17,284	21	2,246	31	1,990	911	103,391	957	1,577
2 cows	757		1,514		633,300		300	252	156,945	32	4,769	32	3,621	659	93,451	746	1,796
3 cows	481		1,443		608,898		370	346	326,768	20	4,252	14	1,008	396	51,602	477	1,595
4 cows	465	1,105	1,860	4,606	788,584	1,854,242	421	404	528,266	19	7,303	15	3,091	351	45,721	462	1,950
5 to 9 cows	999		6,287		2,604,979		979	957	2,064,419	23	14,367	38	12,912	753	103,370	988	6,327
10 to 14 cows	156	36	1,758	449	685,793	177,605	156	152	580,012	5	8,200	1	100	111	15,542	156	1,742
15 to 19 cows	59		944		454,828		59	57	394,675	3	3,000	1	48	41	6,138	57	992
20 to 29 cows	14	3	313	69	198,990	42,450	14	14	188,575	———	———	1	1,300	7	2,382	14	422
30 cows and over	11	2	393	70	228,556	35,000	11	11	222,584	———	———	———	———	6	981	11	493
Houston																	
Total	3,196	2,681	7,369	5,785	2,519,761	1,685,951	427	227	269,054	75	43,076	237	64,016	2,848	446,880	3,192	9,310
None	xxx	xxx	xxx	xxx	xxx	xxx	xxx	xxx	xxx	xxx	xxx	xxx	xxx	xxx	xxx	139	344
1 cow	1,305	2,009	1,305	2,937	494,833	923,682	52	20	2,958	3	439	40	2,838	1,125	99,656	1,228	1,734
2 cows	989		1,978		676,954		110	52	19,311	8	10,400	73	8,612	899	135,003	945	2,597
3 cows	438		1,314		405,853		85	51	20,852	17	4,984	39	6,352	411	79,033	429	1,568
4 cows	234	654	936	2,565	266,125	675,344	61	32	21,865	9	4,304	35	6,903	212	47,553	228	1,039
5 to 9 cows	191		1,124		320,970		81	45	56,173	25	8,633	34	6,831	169	46,641	184	1,154
10 to 14 cows	28	16	311	193	108,233	56,005	27	18	33,420	8	6,480	12	4,500	23	8,998	28	321
15 to 19 cows	6		99		60,795		6	5	38,525	1	936	2	3,000	4	3,846	6	96
20 to 29 cows	1	———	20	———	10,000	———	1	———	———	1	500	———	———	1	600	1	20
30 cows and over	4	2	282	90	176,000	30,900	4	4	75,950	3	6,400	2	25,000	4	25,550	4	437
Howard																	
Total	715	894	2,494	2,889	1,082,837	1,569,512	317	29	268,024	192	58,994	141	52,154	613	126,057	736	3,219
None	xxx	xxx	xxx	xxx	xxx	xxx	xxx	xxx	xxx	xxx	xxx	xxx	xxx	xxx	xxx	34	104
1 cow	142	498	142	747	60,416	384,695	12	2	675	4	500	6	736	110	9,483	137	261
2 cows	219		438		158,327		58	2	1,135	39	4,670	25	3,328	198	25,505	214	644
3 cows	136		408		148,705		70	2	780	44	8,068	32	9,068	122	25,192	134	562
4 cows	83	356	332	1,521	127,729	658,884	56	5	2,004	35	9,770	24	9,934	67	19,129	83	423
5 to 9 cows	114		695		253,905		101	8	11,280	61	28,339	49	21,028	101	36,756	113	724
10 to 14 cows	12	29	130	344	58,860	157,653	11	1	5,900	8	7,327	5	5,110	12	6,792	12	144
15 to 19 cows	1		18		10,000		1	1	8,000	———	———	1	400	1	450	1	12
20 to 29 cows	4	9	85	207	70,675	131,300	4	4	47,875	1	320	1	2,550	2	2,750	4	105
30 cows and over	4	2	246	70	194,220	37,000	4	4	190,375	———	———	———	———	———	———	4	240
Hudspeth																	
Total	86	47	194	99	116,723	47,847	19	13	16,365	2	2,024	9	1,119	77	11,798	93	328
None	xxx	xxx	xxx	xxx	xxx	xxx	xxx	xxx	xxx	xxx	xxx	xxx	xxx	xxx	xxx	11	13
1 cow	43	36	43	46	32,158	24,000	6	5	1,156	1	16	1	50	41	4,693	40	65
2 cows	19		38		20,020		4	3	972	———	———	1	24	16	2,304	18	70
3 cows	11		33		18,600		3	1	185	———	———	2	458	9	1,717	11	48
4 cows	5	11	20	53	8,426	23,847	1	———	———	———	———	1	52	4	640	5	27
5 cows and over	8		60		37,519		5	4	14,052	1	2,008	4	535	7	2,444	8	107
Hunt																	
Total	3,912	4,199	9,213	8,028	4,653,789	4,084,979	1,888	360	826,678	822	259,534	866	167,119	3,492	730,512	3,926	11,147
None	xxx	xxx	xxx	xxx	xxx	xxx	xxx	xxx	xxx	xxx	xxx	xxx	xxx	xxx	xxx	104	210
1 cow	1,855	3,532	1,855	4,529	1,115,054	2,387,782	542	61	12,508	144	17,385	367	38,643	1,696	286,986	1,786	2,602
2 cows	1,056		2,112		1,051,742		539	59	29,307	241	44,997	278	47,750	962	221,206	1,045	2,531
3 cows	379		1,137		532,299		262	47	45,586	141	37,092	104	28,748	334	86,797	374	1,366
4 cows	233	616	932	2,610	433,217	1,251,557	182	46	62,114	100	35,725	54	20,427	197	53,581	230	1,013
5 to 9 cows	318		1,972		891,460		293	99	215,328	165	95,595	49	19,221	263	61,852	316	2,141
10 to 14 cows	44	34	505	399	253,382	192,544	43	24	130,120	23	21,934	8	2,270	30	8,279	44	548
15 to 19 cows	10		162		75,710		10	8	56,725	4	5,694	2	1,720	4	2,519	10	178
20 to 29 cows	7	11	148	255	98,485	125,789	7	6	70,555	3	2,396	2	3,690	2	4,110	7	136
30 cows and over	10	6	390	255	222,440	127,307	10	10	204,655	1	720	2	4,650	4	5,182	10	422

TABLE 19.—COWS MILKED AND MILK PRODUCED, 1939 AND 1929; DAIRY PRODUCTS SOLD AND BUTTER CHURNED, 1939; AND COWS KEPT FOR MILK APR. 1, 1940; BY NUMBER OF COWS MILKED, BY COUNTIES—Continued

(For explanation and definitions, see text)

STATE OR COUNTY AND NUMBER OF COWS MILKED	COWS MILKED				MILK PRODUCED (GALLONS)		DAIRY PRODUCTS SOLD, 1939							BUTTER CHURNED ON FARMS, 1939		COWS KEPT MAINLY FOR MILK PRODUCTION, APR. 1, 1940	
	Farms reporting		Number					Whole milk sold		Cream sold		Butter sold					
	1939	1929	1939	1929	1939	1929	Farms reporting	Farms reporting	Gallons	Farms reporting	Pounds of butterfat	Farms reporting	Pounds	Farms reporting	Pounds	Farms reporting	Number
TEXAS—Contd.																	
Hutchinson																	
Total	134	115	673	723	377,301	300,176	73	30	220,944	38	13,464	21	3,218	110	16,608	122	765
None	xxx	xxx	xxx	xxx	xxx	xxx	xxx	xxx	xxx	xxx	xxx	xxx	xxx	xxx	xxx	2	6
1 cow	21	54	21	83	11,672	29,686	3	2	773	2	168	1	12	14	1,159	18	20
2 cows	35		70		31,030		11	2	1,810	3	560	6	659	30	3,601	27	91
3 cows	21		63		23,917		7	—	—	3	846	4	725	20	3,000	18	88
4 cows	16	44	64	217	28,350	79,610	14	4	2,507	12	3,255	2	171	14	2,144	16	75
5 to 9 cows	25		149		72,282		23	9	26,345	13	6,316	5	331	22	3,945	25	188
10 to 14 cows	6	11	66	125	26,225	58,324	5	3	20,118	1	1,560	1	50	5	1,206	6	66
15 to 19 cows	5		80		52,280		5	5	47,185	2	389	—	—	3	154	5	61
20 to 29 cows	2	1	47	23	43,245	11,500	2	2	42,515	2	370	1	200	1	304	2	47
30 to 49 cows	3	—	113	—	88,300	—	3	3	79,691	—	—	1	1,070	1	1,095	3	123
50 to 74 cows	—	1	—	55	—	3,000	—	—	—	—	—	—	—	—	—	—	—
75 to 99 cows	—	1	—	85	—	62,056	—	—	—	—	—	—	—	—	—	—	—
100 to 199 cows	—	1	—	135	—	56,000	—	—	—	—	—	—	—	—	—	—	—
Irion																	
Total	129	131	371	428	140,968	137,140	51	11	9,335	3	1,340	22	2,636	119	16,860	128	436
None	xxx	xxx	xxx	xxx	xxx	xxx	xxx	xxx	xxx	xxx	xxx	xxx	xxx	xxx	xxx	1	1
1 cow	33	64	33	92	22,653	41,235	7	4	1,429	—	—	4	275	28	3,071	33	39
2 cows	40		80		35,790		11	3	871	—	—	10	891	37	4,630	38	91
3 cows	25		75		25,690		7	1	700	1	400	5	1,220	25	3,878	25	78
4 cows	14	67	56	336	15,130	95,905	1	1	360	—	—	—	—	13	2,005	14	58
5 cows and over	17		127		41,705		5	2	5,975	2	940	3	250	16	3,076	17	169
Jack																	
Total	1,058	991	3,166	3,398	1,039,982	1,200,674	338	54	78,838	188	72,225	143	19,315	977	137,848	1,014	3,421
None	xxx	xxx	xxx	xxx	xxx	xxx	xxx	xxx	xxx	xxx	xxx	xxx	xxx	xxx	xxx	20	53
1 cow	317	459	317	717	158,770	290,833	52	11	947	10	1,263	34	2,314	279	31,895	291	445
2 cows	285		570		203,095		66	8	2,705	29	5,678	38	3,138	265	33,230	269	684
3 cows	145		435		120,358		41	10	3,410	21	3,362	19	1,633	138	19,721	136	444
4 cows	121	498	484	2,220	137,054	745,596	53	6	7,180	38	9,282	18	3,968	117	19,711	115	519
5 to 9 cows	163		992		259,231		101	14	13,755	71	29,295	27	5,254	154	25,264	156	915
10 to 14 cows	19	29	208	349	76,790	136,390	19	2	8,475	15	18,011	6	2,608	18	6,074	19	190
15 to 19 cows	5		78		33,140		4	1	4,562	3	5,360	1	400	5	1,641	5	89
20 cows and over	3	5	82	112	51,544	27,855	2	2	37,804	1	1,974	—	—	1	312	3	102
Jackson																	
Total	1,056	1,065	4,206	3,457	1,062,193	1,052,550	306	167	373,778	80	16,441	78	16,447	829	97,445	1,036	5,484
None	xxx	xxx	xxx	xxx	xxx	xxx	xxx	xxx	xxx	xxx	xxx	xxx	xxx	xxx	xxx	22	81
1 cow	211	574	211	889	61,787	276,824	11	1	50	—	—	11	946	163	10,592	204	360
2 cows	291		582		154,030		34	2	1,100	12	1,678	22	2,595	247	25,180	279	923
3 cows	153		459		107,980		31	5	4,340	16	1,899	13	661	136	14,928	145	611
4 cows	118	452	472	2,001	100,133	587,551	33	12	10,738	15	1,327	9	1,680	97	13,613	116	610
5 to 9 cows	202		1,281		304,936		118	81	128,306	30	6,074	17	3,936	145	21,758	191	1,550
10 to 14 cows	48	35	522	474	139,020	146,805	46	37	88,040	6	2,208	3	2,204	21	4,495	47	575
15 to 19 cows	13		206		61,572		13	12	53,047	—	—	1	400	6	1,090	13	234
20 cows and over	20	4	473	113	132,735	41,350	20	17	88,157	3	3,255	2	4,025	14	5,789	19	540
Jasper																	
Total	1,120	950	2,747	2,086	956,822	673,095	238	110	272,612	16	4,384	162	21,740	802	101,564	1,130	3,441
None	xxx	xxx	xxx	xxx	xxx	xxx	xxx	xxx	xxx	xxx	xxx	xxx	xxx	xxx	xxx	73	143
1 cow	504	711	504	1,003	211,293	331,178	57	21	4,251	1	30	43	2,352	324	27,039	467	685
2 cows	365		730		233,573		76	28	10,480	5	760	53	4,486	287	33,435	353	916
3 cows	133		399		105,500		34	14	5,977	1	45	24	3,676	98	16,644	124	436
4 cows	57	231	228	906	60,422	243,462	22	10	6,785	1	100	17	3,364	45	10,256	55	226
5 to 9 cows	33		187		64,364		21	9	10,150	2	900	16	5,172	27	8,910	31	176
10 to 14 cows	3	2	32	25	21,005	6,480	3	3	12,280	—	—	3	1,650	3	2,050	3	43
15 to 19 cows	2		33		12,995		2	2	12,000	—	—	—	—	—	—	2	43
20 to 29 cows	13	5	279	102	114,079	57,300	13	13	97,073	1	452	3	540	10	2,045	12	291
30 to 49 cows	10	—	355	—	133,591	—	10	10	113,636	5	2,097	3	500	8	1,185	10	482
50 to 74 cows	—	1	—	50	—	34,675	—	—	—	—	—	—	—	—	—	—	—
Jeff Davis																	
Total	82	66	283	220	98,907	83,602	22	10	14,364	3	1,264	18	4,995	68	13,363	70	331
None	xxx	xxx	xxx	xxx	xxx	xxx	xxx	xxx	xxx	xxx	xxx	xxx	xxx	xxx	xxx	1	1
1 cow	16	28	16	44	5,470	16,805	3	—	—	—	—	3	70	9	485	10	12
2 cows	29		58		18,675		2	2	1,045	1	182	—	—	22	1,837	24	56
3 cows	15		45		13,075		5	1	1,000	—	—	4	680	15	2,225	13	61
4 cows	7	35	28	143	6,852	56,907	6	4	721	—	—	5	196	7	956	7	32
5 to 9 cows	12		76		22,175		4	2	648	1	2	4	1,209	12	4,210	12	94
10 cows and over	3	3	60	33	32,660	9,890	2	1	10,950	1	1,080	2	2,840	3	3,650	3	75
Jefferson																	
Total	2,002	605	6,166	4,668	3,617,814	2,203,301	548	453	2,022,019	12	5,271	181	21,684	1,399	154,308	1,987	7,416
None	xxx	xxx	xxx	xxx	xxx	xxx	xxx	xxx	xxx	xxx	xxx	xxx	xxx	xxx	xxx	50	151
1 cow	1,311	398	1,311	545	953,947	274,778	251	185	60,161	—	—	115	7,434	951	85,622	1,265	1,574
2 cows	391		782		390,290		103	87	49,074	3	320	35	3,510	290	34,914	381	910
3 cows	98		294		138,324		27	22	26,521	—	—	9	3,364	87	12,006	97	357
4 cows	38	83	152	374	65,811	155,500	20	17	19,753	1	200	6	802	22	3,700	37	160
5 to 9 cows	52		323		167,059		35	30	97,462	4	2,173	8	1,554	31	8,845	49	427
10 to 14 cows	19	40	215	585	137,133	276,950	19	19	116,998	1	1,000	1	150	7	1,235	19	277
15 to 19 cows	25		407		221,071		25	25	203,026	—	—	2	140	9	1,010	24	568
20 to 29 cows	30	31	685	723	404,359	372,565	30	30	371,134	—	—	2	4,030	9	5,337	29	762
30 to 49 cows	23	39	825	1,463	418,470	669,048	23	23	390,325	—	—	2	420	10	1,185	21	925
50 to 74 cows	9	9	529	503	284,025	229,040	9	9	269,290	3	1,578	1	300	3	456	9	787
75 to 99 cows	3	2	245	165	160,550	88,875	3	3	152,550	—	—	—	—	—	—	3	236
100 to 199 cows	3	3	398	330	276,775	136,545	3	3	265,725	—	—	—	—	—	—	3	282

TABLE 19.—COWS MILKED AND MILK PRODUCED, 1939 AND 1929; DAIRY PRODUCTS SOLD AND BUTTER CHURNED, 1939; AND COWS KEPT FOR MILK APR. 1, 1940; BY NUMBER OF COWS MILKED, BY COUNTIES—Continued

(For explanation and definitions, see text)

STATE OR COUNTY AND NUMBER OF COWS MILKED	COWS MILKED				MILK PRODUCED (GALLONS)		DAIRY PRODUCTS SOLD, 1939						BUTTER CHURNED ON FARMS, 1939		COWS KEPT MAINLY FOR MILK PRODUCTION, APR. 1, 1940	
	Farms reporting		Number					Whole milk sold		Cream sold		Butter sold				
	1939	1929	1939	1929	1939	1929	Farms reporting	Farms reporting	Gallons	Farms reporting	Pounds of butterfat	Farms reporting	Pounds	Farms reporting	Pounds	Farms reporting	Number
TEXAS—Contd.																	
Jim Hogg																	
Total	80	165	503	641	211,900	173,755	24	11	38,154	16	18,059	4	13,035	8	15,120	86	581
None	xxx	xxx	xxx	xxx	xxx	xxx	xxx	xxx	xxx	xxx	xxx	xxx	xxx	xxx	xxx	9	21
1 cow	32	105	32	153	11,870	43,858	3	3	470	—	—	—	—	—	—	32	36
2 cows	15		30		9,020		1	—	—	—	—	1	125	2	325	14	48
3 cows	6		18		7,720		—	—	—	—	—	—	—	1	365	5	15
4 cows	4	46	16	191	3,860	50,735	—	—	—	—	—	—	—	—	—	4	16
5 to 9 cows	6		40		16,695		4	1	1,440	4	1,560	—	—	1	30	6	46
10 to 14 cows	3	8	30	102	11,880	27,005	3	1	2,000	3	569	—	—	—	—	3	32
15 to 19 cows	4		66		20,780		4	1	3,000	4	5,400	—	—	—	—	4	75
20 cows and over	10	6	271	195	130,075	52,157	9	5	31,244	5	10,530	3	12,910	4	14,400	9	292
Jim Wells																	
Total	1,047	767	8,159	5,333	3,593,551	1,974,411	633	185	1,194,493	439	549,846	49	11,603	357	47,543	1,029	9,733
None	xxx	xxx	xxx	xxx	xxx	xxx	xxx	xxx	xxx	xxx	xxx	xxx	xxx	xxx	xxx	6	126
1 cow	206	343	206	450	83,093	154,522	12	7	1,750	1	50	6	415	38	2,320	195	255
2 cows	164		328		117,724		33	9	4,305	19	2,822	8	681	57	6,515	159	377
3 cows	96		288		113,315		45	9	9,340	31	8,097	8	1,062	42	4,691	95	350
4 cows	104	239	416	1,193	164,525	405,611	80	22	21,940	55	18,674	5	790	52	6,224	99	417
5 to 9 cows	219		1,427		606,506		206	57	132,173	145	94,892	13	3,830	96	14,070	217	1,573
10 to 14 cows	119	112	1,357	1,476	580,875	600,993	119	31	112,752	91	125,307	7	2,725	40	7,943	119	1,549
15 to 19 cows	47		777		303,772		47	15	76,535	34	67,773	—	—	12	914	47	895
20 to 29 cows	51	40	1,140	934	493,521	360,526	51	14	127,235	39	103,331	1	100	8	725	51	1,341
30 to 49 cows	31	31	1,083	1,165	445,002	425,934	30	16	187,045	17	75,950	1	2,000	9	3,376	31	1,219
50 to 74 cows	7	2	390	115	187,900	28,825	7	2	39,500	6	49,300	—	—	2	165	7	440
75 cows and over	3	—	747	—	497,318	—	3	3	481,918	1	3,650	—	—	1	600	3	1,211
Johnson																	
Total	2,599	2,614	11,858	7,743	6,109,836	3,902,357	1,581	528	2,609,442	751	391,016	462	179,696	2,150	411,607	2,619	14,748
None	xxx	xxx	xxx	xxx	xxx	xxx	xxx	xxx	xxx	xxx	xxx	xxx	xxx	xxx	xxx	76	303
1 cow	720	1,754	720	2,481	404,516	1,261,178	130	11	2,406	50	6,099	76	6,451	618	63,216	698	1,226
2 cows	628		1,256		622,650		318	40	19,985	173	34,082	127	22,328	568	89,230	615	1,862
3 cows	279		837		399,430		211	44	41,641	122	38,247	61	13,896	243	41,661	274	1,141
4 cows	216	736	864	3,238	437,088	1,557,328	188	54	84,175	100	43,913	54	22,549	182	41,738	212	1,028
5 to 9 cows	507		3,266		1,661,400		485	199	531,858	239	171,749	113	69,375	387	111,912	498	3,695
10 to 14 cows	137	89	1,560	1,068	772,943	578,908	137	87	441,662	40	47,941	21	20,839	94	32,367	135	1,681
15 to 19 cows	46		739		396,497		46	34	238,890	15	21,204	7	15,428	31	19,155	46	747
20 to 29 cows	36	24	850	554	406,080	288,488	36	30	315,110	9	17,721	2	8,680	12	10,282	36	896
30 to 49 cows	15	11	530	402	309,365	216,455	15	14	270,735	2	2,560	1	150	8	1,084	14	684
50 to 74 cows	7	—	427	—	256,900	—	7	7	241,530	—	—	—	—	5	822	7	564
75 to 99 cows	4	—	340	—	187,362	—	4	4	167,350	1	7,500	—	—	—	—	4	360
100 to 199 cows	4	—	469	—	255,605	—	4	4	254,100	—	—	—	—	2	140	4	491
Jones																	
Total	1,972	2,363	7,333	5,232	3,039,627	2,588,172	1,379	227	353,202	951	367,414	370	100,971	1,707	298,061	1,967	7,919
None	xxx	xxx	xxx	xxx	xxx	xxx	xxx	xxx	xxx	xxx	xxx	xxx	xxx	xxx	xxx	55	138
1 cow	350	1,714	350	2,495	172,502	1,325,963	108	5	1,105	47	4,589	60	6,405	288	30,961	328	474
2 cows	500		1,000		447,374		300	20	6,427	207	44,525	95	15,320	449	67,019	484	1,154
3 cows	302		906		370,227		225	38	26,262	158	37,760	53	10,998	265	44,407	297	1,015
4 cows	288	631	1,152	2,454	467,685	1,106,237	248	31	25,192	180	55,931	74	23,019	250	50,860	283	1,251
5 to 9 cows	449		2,771		1,094,498		415	98	125,549	307	162,260	77	37,506	593	87,825	439	2,755
10 to 14 cows	60	16	669	194	271,542	89,372	60	26	88,762	36	38,647	6	4,853	43	11,595	58	659
15 to 19 cows	15		246		102,464		15	5	14,905	12	13,544	3	1,060	14	3,108	15	242
20 to 29 cows	5	—	121	—	37,010	—	5	2	5,400	2	7,725	2	1,810	4	2,336	5	136
30 cows and over	3	2	118	91	76,525	66,600	3	2	59,600	2	2,433	—	—	1	150	3	115
Karnes																	
Total	1,630	1,715	5,614	5,430	1,653,944	1,623,395	475	96	188,257	343	97,555	73	18,574	1,020	109,432	1,644	6,056
None	xxx	xxx	xxx	xxx	xxx	xxx	xxx	xxx	xxx	xxx	xxx	xxx	xxx	xxx	xxx	65	180
1 cow	324	930	324	1,372	114,157	473,406	14	2	660	4	215	8	642	105	7,663	303	442
2 cows	442		884		261,390		57	8	1,111	44	5,375	9	527	245	19,852	429	1,042
3 cows	284		852		253,078		71	12	6,219	54	8,572	10	1,465	214	19,528	280	925
4 cows	201	729	804	3,209	207,147	925,424	78	10	6,155	61	10,682	11	3,028	158	18,552	198	777
5 to 9 cows	322		1,929		533,013		200	34	40,644	156	52,889	27	5,653	257	31,953	314	1,893
10 to 14 cows	40		450		151,689		36	13	30,176	21	18,723	7	7,159	51	10,875	40	410
15 to 19 cows	7	42	115	489	36,275	130,810	7	7	24,225	1	500	—	—	4	597	7	115
20 cows and over	10	12	256	560	117,195	95,755	10	10	79,047	2	599	1	100	6	852	10	272
Kaufman																	
Total	2,724	2,874	7,620	5,854	3,089,366	2,623,068	1,150	172	311,564	723	216,719	363	82,532	2,483	420,475	2,782	8,760
None	xxx	xxx	xxx	xxx	xxx	xxx	xxx	xxx	xxx	xxx	xxx	xxx	xxx	xxx	xxx	124	285
1 cow	989	2,328	989	3,153	479,545	1,492,871	161	12	2,168	61	5,845	100	9,449	892	115,480	919	1,500
2 cows	851		1,682		674,928		327	22	8,235	193	30,546	127	15,366	778	122,006	808	1,910
3 cows	356		1,088		400,133		205	24	11,185	157	30,258	58	8,545	323	58,778	350	1,174
4 cows	211	518	844	2,075	324,976	810,404	156	20	18,132	122	36,607	28	6,254	190	34,018	209	864
5 to 9 cows	271		1,644		585,682		219	58	83,360	159	58,673	37	10,597	232	46,859	268	1,688
10 to 14 cows	55	19	604	253	251,388	99,675	52	24	79,694	31	23,348	7	4,971	46	12,876	54	582
15 to 19 cows	15		241		92,616		14	5	34,805	9	12,956	2	650	13	4,074	15	253
20 to 29 cows	8	3	180	68	75,750	22,400	8	4	23,235	5	6,958	1	100	5	1,680	8	176
30 cows and over	8	8	408	325	184,550	197,718	8	3	50,750	6	11,550	3	26,600	4	26,704	7	548

TABLE 19.—COWS MILKED AND MILK PRODUCED, 1939 AND 1929; DAIRY PRODUCTS SOLD AND BUTTER CHURNED, 1939; AND COWS KEPT FOR MILK APR. 1, 1940; BY NUMBER OF COWS MILKED, BY COUNTIES—Continued

(For explanation and definitions, see text)

STATE OR COUNTY AND NUMBER OF COWS MILKED	COWS MILKED				MILK PRODUCED (GALLONS)		DAIRY PRODUCTS SOLD, 1939						BUTTER CHURNED ON FARMS, 1939		COWS KEPT MAINLY FOR MILK PRODUCTION, APR. 1, 1940	
	Farms reporting		Number					Whole milk sold		Cream sold		Butter sold				
	1939	1929	1939	1929	1939	1929	Farms reporting	Farms reporting	Gallons	Farms reporting	Pounds of butterfat	Farms reporting	Pounds	Farms reporting	Pounds	Farms reporting	Number
TEXAS—Contd.																	
Kendall																	
Total	635	587	1,968	2,237	954,703	1,046,610	318	30	121,283	155	98,949	157	63,923	591	142,563	644	2,462
None	xxx	xxx	xxx	xxx	xxx	xxx	xxx	xxx	xxx	xxx	xxx	xxx	xxx	xxx	xxx	17	53
1 cow	186	288	186	462	95,244	208,056	44	2	400	8	1,482	35	2,952	173	20,250	182	278
2 cows	184		368		154,602		71	5	43,040	26	7,210	44	6,244	168	28,609	183	486
3 cows	92		276		122,283		54	5	2,813	26	8,038	25	6,608	88	21,472	91	338
4 cows	52	263	208	1,269	94,805	569,490	38	3	2,716	27	14,054	11	4,254	52	11,600	52	248
5 to 9 cows	99		591		291,808		89	6	2,639	57	42,396	33	23,037	91	36,758	97	699
10 to 14 cows	12	27	140	305	75,995	152,395	12	3	10,170	7	11,198	6	8,740	11	10,292	12	121
15 to 19 cows	7		126		74,135		7	3	15,980	3	12,271	3	12,088	6	13,382	7	129
20 cows and over	3	9	73	201	45,831	116,669	3	3	43,525	1	300	-----	-------	2	200	3	110
Kenedy																	
Total	5	7	270	126	123,590	61,621	3	1	8,500	2	28,200	-----	-------	-----	-------	6	322
None	xxx	xxx	xxx	xxx	xxx	xxx	xxx	xxx	xxx	xxx	xxx	xxx	xxx	xxx	xxx	1	12
1 cow	-----	1	-----	2	-------	200	-----	-----	-------	-----	-------	-----	-------	-----	-------	-----	-----
2 cows	-----		-----		-------		-----	-----	-------	-----	-------	-----	-------	-----	-------	-----	-----
3 cows	-----		-----		-------		-----	-----	-------	-----	-------	-----	-------	-----	-------	-----	-----
4 cows	-----	3	-----	14	-------	6,025	-----	-----	-------	-----	-------	-----	-------	-----	-------	-----	-----
5 to 9 cows	1		6		1,590		-----	-----	-------	-----	-------	-----	-------	-----	-------	1	6
10 to 14 cows	-----	1	-----	15	-------	2,896	-----	-----	-------	-----	-------	-----	-------	-----	-------	-----	-----
15 to 19 cows	-----		-----		-------		-----	-----	-------	-----	-------	-----	-------	-----	-------	-----	-----
20 cows and over	4	2	264	95	122,000	52,500	3	1	8,500	2	28,200	-----	-------	-----	-------	4	304
Kent																	
Total	378	492	1,338	1,273	529,358	469,339	197	46	42,043	124	38,909	38	4,731	345	50,683	383	1,460
None	xxx	xxx	xxx	xxx	xxx	xxx	xxx	xxx	xxx	xxx	xxx	xxx	xxx	xxx	xxx	13	27
1 cow	81	323	81	479	47,989	194,134	12	3	825	5	705	5	425	72	7,065	77	102
2 cows	87		174		81,431		38	10	5,350	19	2,840	9	1,139	77	11,071	85	199
3 cows	73		219		84,124		40	7	3,280	25	4,427	9	1,170	66	10,147	72	233
4 cows	52	160	208	680	88,045	228,825	38	5	3,332	27	8,533	8	1,244	50	8,920	52	230
5 to 9 cows	64		395		127,959		51	15	15,986	35	10,774	6	728	59	8,963	64	422
10 to 14 cows	15	9	164	114	57,800	46,380	13	5	10,270	9	5,630	-----	-------	15	2,575	14	143
15 cows and over	6		97		42,010		5	1	3,000	4	6,000	1	25	6	1,942	6	104
Kerr																	
Total	595	526	1,843	1,771	924,528	843,390	186	50	291,953	82	32,618	91	20,129	526	91,157	610	2,216
None	xxx	xxx	xxx	xxx	xxx	xxx	xxx	xxx	xxx	xxx	xxx	xxx	xxx	xxx	xxx	30	58
1 cow	224	284	224	437	143,054	243,010	24	4	1,718	6	808	17	1,639	195	23,624	214	291
2 cows	185		370		182,597		40	11	3,138	11	1,967	24	3,239	164	24,574	181	465
3 cows	75		225		89,434		35	1	100	15	2,974	22	2,541	71	12,379	74	257
4 cows	37	218	148	940	56,115	398,260	21	2	190	14	4,763	8	2,560	35	9,005	37	161
5 to 9 cows	49		306		127,345		42	9	14,975	28	15,935	17	8,563	43	15,900	49	290
10 to 14 cows	8	17	90	209	45,165	92,845	8	7	21,328	6	2,821	2	1,137	8	2,175	8	102
15 to 19 cows	5		87		55,279		4	4	40,070	-----	-------	1	450	4	2,790	5	91
20 to 29 cows	9	4	212	81	114,779	40,000	9	9	107,549	1	750	-----	-------	4	401	9	215
30 cows and over	3	3	181	104	110,760	69,275	3	3	102,885	1	2,600	-----	-------	2	309	3	286
Kimble																	
Total	387	386	1,051	1,064	400,228	327,063	98	17	37,007	7	3,033	87	10,394	357	54,213	400	1,295
None	xxx	xxx	xxx	xxx	xxx	xxx	xxx	xxx	xxx	xxx	xxx	xxx	xxx	xxx	xxx	15	40
1 cow	92	224	92	374	56,207	150,036	14	4	339	-----	-------	11	813	75	7,741	92	141
2 cows	149		298		128,528		29	6	1,090	1	60	25	1,637	140	18,796	148	380
3 cows	62		186		59,393		12	1	700	-----	-------	12	1,272	60	8,344	62	243
4 cows	46	157	184	609	52,025	158,760	23	3	440	1	400	21	2,709	45	8,556	45	193
5 to 9 cows	32		184		51,440		16	-----	-------	3	454	15	3,352	32	7,822	32	200
10 cows and over	6	5	107	81	52,635	18,267	4	3	34,438	2	2,119	3	611	5	2,954	6	98
King																	
Total	78	108	299	277	119,068	139,325	34	1	185	29	14,905	7	2,254	75	15,233	82	424
None	xxx	xxx	xxx	xxx	xxx	xxx	xxx	xxx	xxx	xxx	xxx	xxx	xxx	xxx	xxx	4	13
1 cow	13	68	13	100	8,305	52,700	3	-----	-------	2	450	1	104	13	1,866	13	19
2 cows	17		34		13,689		3	-----	-------	3	420	-----	-------	16	2,837	17	49
3 cows	12		36		16,901		7	1	185	4	1,314	3	97	12	2,444	12	42
4 cows	13	38	52	153	17,323	74,625	6	-----	-------	6	1,736	-----	-------	12	2,254	13	65
5 to 9 cows	17		102		32,825		9	-----	-------	8	5,423	1	25	17	3,136	17	161
10 to 14 cows	6	2	62	24	30,025	12,000	6	-----	-------	6	5,562	2	2,028	5	2,696	6	75
15 to 19 cows	-----		-----		-------		-----	-----	-------	-----	-------	-----	-------	-----	-------	-----	-----
Kinney																	
Total	101	91	334	314	127,616	98,012	16	2	32,090	5	3,988	13	1,615	80	10,579	102	454
None	xxx	xxx	xxx	xxx	xxx	xxx	xxx	xxx	xxx	xxx	xxx	xxx	xxx	xxx	xxx	6	20
1 cow	28	51	28	72	12,624	23,722	2	-----	-------	-----	-------	2	216	17	1,551	26	51
2 cows	35		70		25,395		1	-----	-------	-----	-------	1	104	30	3,257	32	88
3 cows	16		48		16,450		5	1	90	-----	-------	4	525	14	1,992	16	82
4 cows	10	40	40	242	13,080	74,290	2	-----	-------	1	100	2	258	8	1,511	10	48
5 cows and over	12		148		60,067		6	1	32,000	4	3,888	4	512	11	2,268	12	165

TABLE 19.—COWS MILKED AND MILK PRODUCED, 1939 AND 1929; DAIRY PRODUCTS SOLD AND BUTTER CHURNED, 1939; AND COWS KEPT FOR MILK APR. 1, 1940; BY NUMBER OF COWS MILKED, BY COUNTIES—Continued

(For explanation and definitions, see text)

STATE OR COUNTY AND NUMBER OF COWS MILKED	COWS MILKED				MILK PRODUCED (GALLONS)		DAIRY PRODUCTS SOLD, 1939							BUTTER CHURNED ON FARMS, 1939		COWS KEPT MAINLY FOR MILK PRODUCTION, APR. 1, 1940	
	Farms reporting		Number					Whole milk sold		Cream sold		Butter sold					
	1939	1929	1939	1929	1939	1929	Farms reporting	Farms reporting	Gallons	Farms reporting	Pounds of butterfat	Farms reporting	Pounds	Farms reporting	Pounds	Farms reporting	Number
TEXAS—Contd.																	
Kleberg																	
Total	315	360	3,315	2,656	1,576,080	1,221,919	243	35	286,115	201	325,242	20	2,242	119	15,340	294	3,770
None	xxx	xxx	xxx	xxx	xxx	xxx	xxx	xxx	xxx	xxx	xxx	xxx	xxx	xxx	xxx	8	66
1 cow	38	145	38	190	19,515	74,700	4	1	85	3	459	1	15	14	1,759	26	41
2 cows	28		56		23,680		7	1	400	———	———	6	444	20	1,975	26	75
3 cows	15		45		20,260		4	———	———	4	1,180	———	———	9	1,322	13	89
4 cows	21	119	84	690	39,860	325,254	15	1	400	11	5,090	3	475	11	993	17	71
5 to 9 cows	86		601		283,675		86	7	17,570	77	63,349	7	958	31	5,514	82	649
10 to 14 cows	61	72	705	984	329,580	460,355	61	5	21,800	56	78,916	1	100	18	1,952	57	750
15 to 19 cows	24		397		189,980		24	5	38,800	20	39,900	———	———	10	1,100	23	431
20 to 29 cows	28	13	653	296	337,070	114,565	28	7	89,300	23	73,240	1	100	5	525	28	737
30 cows and over	14	11	736	496	332,660	247,045	14	8	117,760	7	63,108	1	150	1	200	14	861
Knox																	
Total	851	1,138	2,692	2,394	1,106,672	1,097,384	472	27	38,879	382	124,703	117	14,244	740	93,468	853	3,107
None	xxx	xxx	xxx	xxx	xxx	xxx	xxx	xxx	xxx	xxx	xxx	xxx	xxx	xxx	xxx	30	72
1 cow	164	865	164	1,257	81,835	631,049	40	8	546	14	1,455	22	2,040	132	12,464	152	246
2 cows	249		498		216,921		106	3	1,025	83	12,895	34	3,769	219	26,954	241	611
3 cows	162		486		196,032		96	2	85	80	17,029	23	3,826	142	19,427	158	561
4 cows	110	264	440	1,014	168,574	418,225	87	3	2,340	73	22,101	20	2,693	99	15,002	108	457
5 to 9 cows	153		929		358,695		130	8	7,083	120	60,707	15	1,716	135	17,467	151	969
10 to 14 cows	8	9	94	123	37,240	48,110	8	———	———	8	5,694	———	———	8	1,365	8	110
15 cows and over	5		81		47,375		5	3	27,800	4	4,822	3	200	5	789	5	81
Lamar																	
Total	3,445	3,719	7,464	6,480	3,513,257	3,174,385	1,530	287	501,465	849	227,581	585	105,947	3,139	564,315	3,369	8,261
None	xxx	xxx	xxx	xxx	xxx	xxx	xxx	xxx	xxx	xxx	xxx	xxx	xxx	xxx	xxx	65	114
1 cow	1,763	3,206	1,763	4,052	935,369	2,080,625	468	48	11,824	225	24,280	236	20,497	1,621	227,241	1,675	2,109
2 cows	956		1,912		854,963		482	64	25,104	281	46,331	192	25,041	880	170,660	932	2,165
3 cows	313		939		392,081		218	44	29,902	138	28,836	65	9,677	291	62,134	312	1,041
4 cows	149	478	596	1,912	242,439	834,340	116	32	24,884	68	22,487	33	9,554	131	30,792	146	634
5 to 9 cows	203		1,219		566,629		186	61	121,671	116	66,233	48	20,317	178	47,822	200	1,198
10 to 14 cows	31	29	354	365	162,903	171,970	30	17	71,182	10	9,914	7	7,999	21	10,991	30	333
15 to 19 cows	15		254		127,455		15	10	89,473	5	4,400	1	3,640	7	4,262	14	228
20 to 29 cows	9	5	217	111	112,525	61,900	9	6	56,175	3	9,700	2	8,122	5	8,638	9	234
30 to 49 cows	6	1	210	40	118,883	25,550	6	5	73,250	3	15,400	1	1,100	5	1,775	6	205
Lamb																	
Total	1,955	1,877	7,243	6,031	3,994,175	3,205,842	1,493	121	217,434	1,335	661,114	145	21,082	1,724	211,759	1,925	7,993
None	xxx	xxx	xxx	xxx	xxx	xxx	xxx	xxx	xxx	xxx	xxx	xxx	xxx	xxx	xxx	55	195
1 cow	330	993	330	1,452	202,766	774,230	101	18	2,867	55	6,453	40	3,294	290	28,892	297	479
2 cows	452		904		487,084		295	11	2,965	261	53,086	39	4,117	406	48,588	434	1,187
3 cows	322		966		506,026		279	17	9,305	257	73,325	18	3,741	283	37,723	310	1,131
4 cows	311	828	1,244	3,856	674,072	2,036,962	297	18	11,190	279	119,662	20	3,171	275	32,606	305	1,357
5 to 9 cows	470		2,882		1,577,029		451	40	66,877	420	308,702	20	4,050	417	55,100	460	2,897
10 to 14 cows	55	50	611	587	348,123	317,830	55	11	39,550	51	65,782	5	2,168	41	7,126	51	542
15 to 19 cows	8		127		66,580		8	2	8,705	7	16,854	2	241	7	959	8	121
20 cows and over	7	6	179	136	132,495	76,820	7	4	75,975	5	17,250	1	300	5	765	5	84
Lampasas																	
Total	958	993	2,556	3,161	994,416	1,484,225	323	37	91,841	179	55,910	151	20,596	852	140,370	931	2,890
None	xxx	xxx	xxx	xxx	xxx	xxx	xxx	xxx	xxx	xxx	xxx	xxx	xxx	xxx	xxx	16	31
1 cow	221	593	221	915	129,106	462,713	36	6	2,102	10	540	23	1,585	192	23,389	210	287
2 cows	338		676		271,313		97	6	2,037	47	6,283	58	5,251	320	46,059	329	778
3 cows	178		534		188,385		66	5	2,180	40	10,170	26	2,507	162	28,576	177	589
4 cows	109	350	436	1,373	138,804	603,522	55	3	3,180	38	9,613	20	2,185	99	19,483	107	464
5 to 9 cows	79		462		144,958		56	11	23,285	35	12,492	22	7,912	70	20,809	79	500
10 to 14 cows	9	35	98	417	40,925	204,840	9	3	12,240	6	5,530	2	1,156	6	1,700	9	108
15 to 19 cows	1		15		10,000		1	1	3,092	1	2,957	———	———	1	150	1	15
20 to 29 cows	———	5	———	118	———	58,650	———	———	———	———	———	———	———	———	———	———	———
30 to 49 cows	3	9	114	288	70,925	137,000	3	2	43,725	2	8,325	———	———	2	204	3	118
50 to 74 cows	———	1	———	50	———	17,500	———	———	———	———	———	———	———	———	———	———	———
La Salle																	
Total	335	321	1,572	1,344	543,953	450,777	92	27	111,781	67	40,098	12	3,276	173	22,345	336	1,957
None	xxx	xxx	xxx	xxx	xxx	xxx	xxx	xxx	xxx	xxx	xxx	xxx	xxx	xxx	xxx	16	32
1 cow	62	175	62	232	25,102	80,748	3	2	95	1	40	1	72	14	1,530	58	75
2 cows	80		160		59,465		2	———	———	2	691	———	———	43	5,020	77	214
3 cows	42		126		36,792		6	1	150	2	588	4	108	21	1,723	42	197
4 cows	39	112	156	574	49,334	186,787	8	2	931	6	1,004	1	28	23	3,036	37	192
5 to 9 cows	70		456		122,185		31	7	14,191	24	7,872	2	204	45	5,471	65	484
10 to 14 cows	28	26	316	344	115,505	123,095	28	6	16,370	24	19,768	3	2,700	19	4,803	27	404
15 to 19 cows	9		148		58,920		9	4	15,069	6	7,475	1	164	5	590	9	199
20 cows and over	5	8	148	194	76,650	60,147	5	5	64,975	2	2,660	———	———	3	172	5	160
Lavaca																	
Total	3,755	3,678	13,238	12,304	2,961,972	3,428,772	1,262	641	641,715	570	106,149	102	20,654	2,842	204,129	3,790	15,014
None	xxx	xxx	xxx	xxx	xxx	xxx	xxx	xxx	xxx	xxx	xxx	xxx	xxx	xxx	xxx	104	255
1 cow	574	1,605	574	2,615	166,640	807,010	28	7	1,328	14	563	8	653	372	17,641	534	911
2 cows	935		1,870		422,280		119	32	7,840	73	4,808	20	1,223	714	38,946	921	2,415
3 cows	719		2,157		457,730		211	80	38,786	122	13,731	16	1,345	583	39,366	713	2,420
4 cows	628	1,987	2,512	8,485	529,631	2,256,652	278	133	72,301	128	20,857	26	3,788	504	40,254	625	2,759
5 to 9 cows	794		4,816		1,021,267		529	315	309,458	215	55,377	23	2,484	597	49,817	788	4,947
10 to 14 cows	87	76	941	891	233,462	252,960	80	62	112,815	13	7,983	8	11,151	60	16,609	87	935
15 to 19 cows	10		161		48,210		9	7	24,200	3	2,150	———	———	7	780	10	173
20 cows and over	8	10	207	313	82,752	112,150	8	5	74,987	2	680	1	10	5	716	8	199

TABLE 19.—COWS MILKED AND MILK PRODUCED, 1939 AND 1929; DAIRY PRODUCTS SOLD AND BUTTER CHURNED, 1939; AND COWS KEPT FOR MILK APR. 1, 1940; BY NUMBER OF COWS MILKED, BY COUNTIES—Continued

(For explanation and definitions, see text)

STATE OR COUNTY AND NUMBER OF COWS MILKED	COWS MILKED				MILK PRODUCED (GALLONS)		DAIRY PRODUCTS SOLD, 1939							BUTTER CHURNED ON FARMS, 1939		COWS KEPT MAINLY FOR MILK PRODUCTION, APR. 1, 1940	
	Farms reporting		Number					Whole milk sold		Cream sold		Butter sold					
	1939	1929	1939	1929	1939	1929	Farms reporting	Farms reporting	Gallons	Farms reporting	Pounds of butterfat	Farms reporting	Pounds	Farms reporting	Pounds	Farms reporting	Number
TEXAS—Contd.																	
Lee																	
Total	1,787	1,729	6,718	6,172	1,483,064	1,721,712	616	57	41,698	513	97,359	81	15,456	1,631	190,109	1,796	7,381
None	xxx	xxx	xxx	xxx	xxx	xxx	xxx	xxx	xxx	xxx	xxx	xxx	xxx	xxx	xxx	56	92
1 cow	256	789	256	1,243	87,488	393,439	19	2	75	15	1,127	7	311	212	14,556	240	377
2 cows	438		876		239,042		65	4	1,754	51	3,702	14	947	399	39,753	418	1,026
3 cows	338		1,014		241,339		100	6	1,960	87	9,678	10	627	316	35,520	334	1,109
4 cows	273	851	1,092	3,837	239,273	1,063,903	97	6	1,046	83	11,047	12	1,676	257	34,099	272	1,195
5 to 9 cows	398		2,456		462,922		253	28	12,493	216	44,660	24	5,051	373	50,530	392	2,514
10 to 14 cows	67	83	737	957	146,195	237,170	65	11	9,470	50	17,568	12	5,744	58	12,958	67	775
15 to 19 cows	14		225		50,345		14	5	14,900	8	5,095	2	1,100	13	2,367	14	229
20 to 29 cows	3	6	62	135	16,460	27,200	3	----	----------	3	4,482	-----	-------	3	326	3	64
Leon																	
Total	2,048	2,400	5,097	4,681	1,349,844	1,495,049	208	20	21,514	126	33,352	93	11,207	1,916	241,649	2,018	5,761
None	xxx	xxx	xxx	xxx	xxx	xxx	xxx	xxx	xxx	xxx	xxx	xxx	xxx	xxx	xxx	45	79
1 cow	631	1,887	631	2,704	227,451	929,685	15	2	72	1	90	13	958	561	44,798	601	828
2 cows	704		1,408		415,933		53	8	1,342	24	3,977	25	1,880	669	76,558	671	1,568
3 cows	322		966		234,275		32	3	350	19	4,154	12	1,331	308	44,312	315	1,145
4 cows	195	510	780	1,925	174,658	546,859	35	3	1,340	25	5,936	14	2,435	187	31,860	192	803
5 to 9 cows	175		1,048		212,962		59	1	20	44	11,413	24	3,141	170	37,464	173	1,069
10 to 14 cows	17	3	183	52	55,295	18,505	10	2	5,450	9	4,022	4	1,352	17	5,665	17	174
15 cows and over	4		81		29,270		4	1	12,940	4	3,760	1	110	4	992	4	95
Liberty																	
Total	1,440	1,014	3,244	2,430	1,209,844	645,069	197	121	197,023	6	5,588	123	18,618	1,034	135,462	1,482	4,141
None	xxx	xxx	xxx	xxx	xxx	xxx	xxx	xxx	xxx	xxx	xxx	xxx	xxx	xxx	xxx	121	252
1 cow	598	721	598	1,034	301,022	292,659	64	51	9,868	2	40	24	1,466	371	38,886	550	827
2 cows	496		992		340,064		51	27	6,036	------	----------	37	2,396	373	42,767	473	1,193
3 cows	187		561		162,133		30	15	3,914	------	----------	23	1,759	160	22,708	183	662
4 cows	76	276	304	1,096	86,758	248,789	17	7	4,387	------	----------	14	2,248	61	10,587	75	318
5 to 9 cows	68		396		112,467		21	7	12,451	1	180	19	8,619	60	17,450	65	404
10 to 14 cows	2	11	24	144	12,775	54,496	2	2	8,325	------	----------	-----	-------	2	177	2	30
15 to 19 cows	2		30		13,600		2	2	11,620	------	----------	1	30	1	56	2	32
20 to 29 cows	6	4	136	96	77,925	26,125	5	5	58,602	2	1,368	3	300	4	631	6	177
30 cows and over	5	2	203	60	103,100	23,000	5	5	81,820	1	4,000	2	1,800	2	2,200	5	246
Limestone																	
Total	2,915	3,218	7,352	6,105	2,864,404	2,607,330	909	200	321,142	471	131,594	368	74,269	2,663	432,896	2,957	8,916
None	xxx	xxx	xxx	xxx	xxx	xxx	xxx	xxx	xxx	xxx	xxx	xxx	xxx	xxx	xxx	89	326
1 cow	1,075	2,676	1,075	3,658	474,462	1,650,683	128	17	2,477	44	4,288	77	6,123	955	104,155	1,046	1,479
2 cows	978		1,956		755,965		253	37	11,666	118	14,408	128	17,510	930	153,943	970	2,344
3 cows	358		1,074		382,532		167	35	21,514	86	13,963	71	12,754	334	65,435	353	1,202
4 cows	223	519	892	2,000	317,395	734,592	133	33	23,953	83	20,270	45	10,552	208	41,902	222	1,005
5 to 9 cows	216		1,308		483,354		167	48	74,451	108	42,013	35	17,529	189	46,694	212	1,342
10 to 14 cows	40	17	437	202	194,934	90,650	37	15	40,064	23	15,990	8	5,761	32	13,601	40	578
15 to 19 cows	12		191		79,570		11	6	39,930	6	7,232	3	1,040	9	2,600	12	187
20 to 29 cows	8	1	177	24	71,850	11,500	8	5	33,500	2	8,130	1	3,000	4	3,566	8	198
30 cows and over	5	5	242	221	104,342	119,905	5	4	73,587	1	5,300	-----	-------	2	1,000	5	255
Lipscomb																	
Total	418	448	2,662	2,676	1,211,005	1,260,023	334	30	40,539	307	332,969	12	1,560	329	27,100	405	3,125
None	xxx	xxx	xxx	xxx	xxx	xxx	xxx	xxx	xxx	xxx	xxx	xxx	xxx	xxx	xxx	6	26
1 cow	48	112	48	180	25,903	88,921	18	6	1,436	12	9,018	-----	-------	35	2,104	41	116
2 cows	44		88		45,127		16	3	2,073	12	2,764	2	150	34	2,815	41	120
3 cows	45		135		57,877		33	4	2,780	28	8,486	2	515	36	3,805	43	217
4 cows	33	254	132	1,354	58,390	643,029	28	5	2,880	24	10,692	1	60	29	2,408	31	237
5 to 9 cows	162		1,101		468,221		154	9	11,953	148	140,169	6	785	128	9,362	157	1,221
10 to 14 cows	60	72	673	915	323,591	437,023	59	1	3,500	58	89,901	1	50	45	4,426	60	692
15 to 19 cows	15		246		114,443		15	-----	----------	15	38,391	-----	-------	13	1,073	15	236
20 to 29 cows	11	10	239	227	117,453	91,050	11	2	15,917	10	33,548	-----	-------	9	1,107	11	260
Live Oak																	
Total	845	701	3,177	2,621	901,724	956,939	253	38	46,536	188	88,375	61	17,195	626	80,171	841	3,731
None	xxx	xxx	xxx	xxx	xxx	xxx	xxx	xxx	xxx	xxx	xxx	xxx	xxx	xxx	xxx	29	90
1 cow	194	327	194	494	65,556	199,979	8	1	50	4	525	3	120	92	6,407	179	274
2 cows	198		396		116,558		22	3	680	8	899	12	1,154	149	14,971	191	482
3 cows	131		393		116,605		38	4	900	25	4,475	13	2,289	112	12,879	126	476
4 cows	98	332	392	1,567	102,915	554,093	30	3	1,470	25	5,248	5	997	78	10,037	96	475
5 to 9 cows	170		1,049		278,255		105	15	7,491	84	34,114	21	6,619	150	23,751	167	1,105
10 to 14 cows	38	36	419	424	152,690	164,297	35	6	8,820	29	26,241	6	5,936	35	10,798	37	459
15 to 19 cows	7		109		22,695		6	3	6,525	5	4,558	1	80	3	605	7	125
20 cows and over	9	6	225	136	68,450	38,570	9	3	20,600	8	12,315	-----	-------	7	723	9	245
Llano																	
Total	583	617	1,511	2,037	469,191	501,832	94	8	22,443	23	4,887	73	6,350	565	70,389	589	1,567
None	xxx	xxx	xxx	xxx	xxx	xxx	xxx	xxx	xxx	xxx	xxx	xxx	xxx	xxx	xxx	13	18
1 cow	139	289	139	479	60,647	151,330	14	2	105	1	32	13	804	129	12,302	138	157
2 cows	225		450		146,645		25	1	50	3	920	22	1,501	219	24,642	223	489
3 cows	110		330		96,377		26	2	600	8	1,294	20	1,697	108	14,702	108	335
4 cows	57	321	228	1,453	54,035	328,142	10	2	208	3	229	7	392	57	8,156	56	218
5 to 9 cows	45		256		68,817		16	-----	----------	6	1,737	11	1,956	45	9,221	44	247
10 cows and over	7	7	108	105	42,670	24,360	3	1	21,500	2	675	-----	-------	7	1,366	7	103

TABLE 19.—COWS MILKED AND MILK PRODUCED, 1939 AND 1929; DAIRY PRODUCTS SOLD AND BUTTER CHURNED, 1939; AND COWS KEPT FOR MILK APR. 1, 1940; BY NUMBER OF COWS MILKED, BY COUNTIES—Continued

(For explanation and definitions, see text)

STATE OR COUNTY AND NUMBER OF COWS MILKED	COWS MILKED				MILK PRODUCED (GALLONS)		DAIRY PRODUCTS SOLD, 1939							BUTTER CHURNED ON FARMS, 1939		COWS KEPT MAINLY FOR MILK PRODUCTION, APR. 1, 1940	
	Farms reporting		Number					Whole milk sold		Cream sold		Butter sold					
	1939	1929	1939	1929	1939	1929	Farms reporting	Farms reporting	Gallons	Farms reporting	Pounds of butterfat	Farms reporting	Pounds	Farms reporting	Pounds	Farms reporting	Number
TEXAS—Contd.																	
Loving																	
Total	5	4	34	29	11,280	9,046	1	1	5,475	———	———	1	1,820	1	1,825	5	34
1 cow and over	5	4	34	29	11,260	9,046	1	1	5,475	———	———	1	1,820	1	1,825	5	34
Lubbock																	
Total	1,954	2,198	9,989	8,196	5,485,351	4,395,504	1,553	366	1,493,078	1,085	787,840	226	103,118	1,521	276,814	1,953	11,005
None	xxx	xxx	xxx	xxx	xxx	xxx	xxx	xxx	xxx	xxx	xxx	xxx	xxx	xxx	xxx	31	87
1 cow	260	1,040	260	1,595	164,438	852,734	75	18	4,875	33	4,287	29	3,055	198	20,577	246	508
2 cows	334		668		369,029		205	25	14,957	150	41,875	43	7,402	273	36,105	330	912
3 cows	274		822		439,490		224	35	34,864	172	75,221	33	8,433	213	31,474	271	1,074
4 cows	296	1,063	1,184	4,834	645,742	2,537,408	279	49	67,400	214	115,069	36	15,763	239	45,047	293	1,340
5 to 9 cows	607		3,858		2,037,010		587	146	351,239	419	350,185	74	53,895	488	113,396	601	3,929
10 to 14 cows	111	69	1,259	949	653,597	538,276	111	43	212,550	70	112,518	5	10,170	74	20,385	110	1,250
15 to 19 cows	29		473		259,480		29	13	109,770	15	40,383	4	3,800	16	5,575	28	472
20 to 29 cows	25	15	558	335	318,370	183,675	25	21	212,692	5	16,108	1	400	14	2,829	25	581
30 to 49 cows	12	9	433	313	237,395	224,291	12	10	180,731	3	19,694	———	———	3	906	12	411
50 to 74 cows	2	———	124	———	87,000	———	2	2	68,500	1	6,000	———	———	———	———	2	140
75 cows and over	4	2	350	170	273,800	79,120	4	4	235,500	3	6,500	1	100	3	520	4	301
Lynn																	
Total	1,345	1,604	5,451	4,367	2,980,704	2,213,230	1,011	115	240,633	903	460,561	60	19,887	1,260	168,717	1,339	5,888
None	xxx	xxx	xxx	xxx	xxx	xxx	xxx	xxx	xxx	xxx	xxx	xxx	xxx	xxx	xxx	17	92
1 cow	162	916	162	1,365	99,313	722,370	28	2	210	24	3,449	4	117	147	15,909	152	247
2 cows	294		588		340,329		170	11	4,070	153	36,273	15	955	277	31,103	289	703
3 cows	233		699		388,535		190	10	4,441	178	58,553	11	2,295	219	28,721	230	742
4 cows	214	667	858	2,723	476,075	1,362,840	200	15	16,065	182	81,890	8	2,404	204	25,854	212	931
5 to 9 cows	387		2,414		1,275,642		368	57	103,987	325	222,583	20	11,016	362	55,799	384	2,435
10 to 14 cows	45	19	489	227	240,320	105,770	45	14	36,110	35	41,069	2	3,100	44	10,177	45	509
15 to 19 cows	2		31		18,100		2	1	6,000	1	260	———	———	2	650	2	32
20 to 29 cows	5	2	110	52	65,450	22,250	5	3	32,000	4	9,984	———	———	4	454	5	78
30 to 49 cows	3	———	102	———	76,940	———	3	2	37,750	1	6,500	———	———	1	50	3	119
McCulloch																	
Total	937	1,216	3,407	3,620	1,353,853	1,495,532	344	116	344,844	193	65,729	63	21,071	709	103,545	960	4,223
None	xxx	xxx	xxx	xxx	xxx	xxx	xxx	xxx	xxx	xxx	xxx	xxx	xxx	xxx	xxx	36	199
1 cow	169	701	169	1,094	76,233	503,585	13	3	749	8	654	4	345	115	9,559	163	250
2 cows	281		562		209,323		54	8	2,183	40	8,347	14	1,874	210	25,875	277	759
3 cows	156		468		155,453		43	6	3,788	29	5,809	12	1,321	120	14,069	156	558
4 cows	122	481	488	2,059	181,897	777,048	66	16	13,020	43	9,045	11	1,788	102	16,161	121	549
5 to 9 cows	165		1,022		390,397		127	59	125,386	56	22,986	14	7,195	132	24,710	163	1,108
10 to 14 cows	29	30	326	349	134,505	149,915	27	14	52,763	15	8,888	6	2,508	23	7,175	29	396
15 to 19 cows	7		106		51,425		6	5	34,255	1	500	1	1,200	2	1,456	7	108
20 cows and over	8	4	266	118	174,620	64,984	8	5	112,700	3	9,500	1	4,840	5	6,540	8	296
McLennan																	
Total	3,744	4,124	14,056	12,228	6,466,082	5,389,752	1,841	551	2,447,349	947	427,514	485	158,560	3,204	521,902	3,733	15,593
None	xxx	xxx	xxx	xxx	xxx	xxx	xxx	xxx	xxx	xxx	xxx	xxx	xxx	xxx	xxx	86	232
1 cow	1,194	2,796	1,194	3,855	608,024	1,702,092	224	33	6,764	86	10,317	121	11,331	1,046	118,752	1,133	1,477
2 cows	1,004		2,008		824,281		400	47	18,902	253	40,934	121	18,357	889	118,881	986	2,312
3 cows	507		1,521		594,718		314	63	49,349	195	49,337	73	19,174	454	74,890	503	1,645
4 cows	293	1,138	1,172	4,890	466,778	1,960,010	226	59	76,299	141	41,174	43	14,860	253	42,666	288	1,244
5 to 9 cows	531		3,337		1,415,758		466	191	396,048	208	126,360	107	75,588	437	129,715	525	3,389
10 to 14 cows	95	139	1,075	1,725	497,382	903,233	91	56	262,856	37	41,975	8	6,110	64	15,204	93	1,043
15 to 19 cows	37		605		302,800		37	30	222,518	9	13,664	5	4,650	20	7,280	37	653
20 to 29 cows	45	29	1,008	664	505,995	276,925	45	39	376,376	10	37,718	5	4,386	23	8,095	44	1,047
30 to 49 cows	24	14	870	500	480,938	250,394	24	21	406,790	5	22,473	1	104	14	1,688	24	995
50 to 74 cows	6	4	335	248	212,108	128,891	6	5	172,600	1	9,882	———	———	1	106	6	323
75 to 99 cows	2	3	164	246	109,500	85,082	2	1	48,500	1	28,800	———	———	———	———	2	201
100 to 199 cows	6	1	767	100	448,000	83,125	6	6	410,347	1	4,880	1	4,000	3	4,625	6	1,032
McMullen																	
Total	119	114	485	457	121,470	121,811	32	6	1,475	24	10,177	8	825	108	10,134	121	592
None	xxx	xxx	xxx	xxx	xxx	xxx	xxx	xxx	xxx	xxx	xxx	xxx	xxx	xxx	xxx	6	30
1 cow	15	53	15	89	5,365	34,142	———	———	———	———	———	———	———	13	526	14	17
2 cows	41		82		27,665		4	2	425	1	32	4	390	37	3,074	39	88
3 cows	17		51		15,465		3	———	———	1	70	2	365	17	1,838	17	56
4 cows	14	52	56	261	13,970	62,304	2	———	———	2	532	———	———	11	1,225	14	74
5 to 9 cows	20		128		26,755		14	3	600	11	2,900	2	70	20	1,956	19	129
10 cows and over	12	9	153	107	32,250	25,365	9	1	450	9	6,643	———	———	10	1,515	12	198
Madison																	
Total	1,283	1,658	3,271	3,984	964,247	1,101,318	244	17	33,785	136	28,761	110	8,713	1,140	140,950	1,250	3,880
None	xxx	xxx	xxx	xxx	xxx	xxx	xxx	xxx	xxx	xxx	xxx	xxx	xxx	xxx	xxx	45	234
1 cow	373	1,108	373	1,699	133,656	515,539	36	2	390	7	597	30	1,507	314	22,893	339	506
2 cows	449		898		285,553		63	3	710	32	3,503	31	1,626	405	44,406	422	1,059
3 cows	212		636		183,831		47	2	625	31	5,257	17	1,490	191	28,498	202	680
4 cows	118	541	472	2,144	119,852	552,324	38	4	395	22	5,217	17	2,205	114	19,942	114	519
5 to 9 cows	121		719		178,178		52	3	3,165	38	10,332	15	1,885	110	23,425	119	707
10 to 14 cows	6	8	69	100	17,027	19,055	4	———	———	4	2,530	———	———	6	1,786	5	46
15 to 19 cows	———		———		———		———	———	———	———	———	———	———	———	———	———	———
20 cows and over	4	1	104	41	46,150	14,400	4	3	28,500	2	1,325	———	———	———	———	4	149

TABLE 19.—COWS MILKED AND MILK PRODUCED, 1939 AND 1929; DAIRY PRODUCTS SOLD AND BUTTER CHURNED, 1939; AND COWS KEPT FOR MILK APR. 1, 1940; BY NUMBER OF COWS MILKED, BY COUNTIES—Continued

(For explanation and definitions, see text)

STATE OR COUNTY AND NUMBER OF COWS MILKED	COWS MILKED				MILK PRODUCED (GALLONS)		DAIRY PRODUCTS SOLD, 1939							BUTTER CHURNED ON FARMS, 1939		COWS KEPT MAINLY FOR MILK PRODUCTION, APR. 1, 1940	
	Farms reporting		Number					Whole milk sold		Cream sold		Butter sold					
	1939	1929	1939	1929	1939	1929	Farms reporting	Farms reporting	Gallons	Farms reporting	Pounds of butterfat	Farms reporting	Pounds	Farms reporting	Pounds	Farms reporting	Number
TEXAS—Contd.																	
Marion																	
Total	893	863	1,803	1,672	443,129	499,879	50	18	31,160	9	3,164	34	7,347	677	112,702	880	1,968
None	xxx	xxx	xxx	xxx	xxx	xxx	xxx	xxx	xxx	xxx	xxx	xxx	xxx	xxx	xxx	21	40
1 cow	379	685	379	953	88,655	274,558	4	1	70	1	120	2	45	268	27,652	351	425
2 cows	345		690		156,308		16	3	1,210	2	556	12	1,212	275	46,853	339	727
3 cows	86		258		67,326		11	7	4,915	———	———	9	1,711	81	21,397	88	278
4 cows	37	173	148	637	31,160	185,921	5	1	2,190	2	400	3	704	28	6,785	37	158
5 to 9 cows	41		242		40,330		9	3	1,400	3	1,848	4	565	23	6,425	41	232
10 to 14 cows	1		12		6,000		1	———	———	———	———	1	2,000	1	2,190	1	15
15 cows and over	4	5	74	82	53,350	39,400	4	3	21,375	1	240	3	1,110	3	1,400	4	97
Martin																	
Total	699	682	2,611	2,231	1,138,475	957,418	346	28	64,748	288	121,138	53	16,087	691	87,524	696	3,045
None	xxx	xxx	xxx	xxx	xxx	xxx	xxx	xxx	xxx	xxx	xxx	xxx	xxx	xxx	xxx	16	36
1 cow	139	380	139	561	78,503	244,709	20	8	1,551	8	858	8	790	111	11,364	131	254
2 cows	158		316		148,881		56	7	1,997	41	8,761	10	1,436	142	16,429	153	434
3 cows	123		369		160,308		63	5	2,865	55	12,880	10	1,537	107	14,430	121	447
4 cows	94	275	376	1,172	159,044	502,524	61	———	———	55	18,360	8	4,137	85	15,385	92	394
5 to 9 cows	154		929		382,079		115	1	200	107	48,896	14	7,401	132	24,956	152	976
10 to 14 cows	19	22	214	268	91,835	102,685	19	5	8,360	12	12,168	2	630	15	3,451	19	209
15 to 19 cows	5		76		24,690		5	———	———	4	5,040	1	156	4	1,075	5	72
20 to 29 cows	4	1	82	25	34,760	15,000	4	———	———	4	11,375	———	———	3	204	4	90
30 cows and over	3	4	110	205	58,375	92,500	3	2	49,775	2	2,800	———	———	2	230	3	133
Mason																	
Total	629	708	1,657	2,324	625,825	815,422	211	42	35,358	93	20,535	118	14,918	572	87,877	634	2,246
None	xxx	xxx	xxx	xxx	xxx	xxx	xxx	xxx	xxx	xxx	xxx	xxx	xxx	xxx	xxx	27	81
1 cow	160	353	160	584	86,224	238,612	27	8	670	11	600	17	778	133	12,120	146	339
2 cows	232		464		194,026		64	12	1,922	21	2,902	40	2,576	214	28,397	227	659
3 cows	111		333		107,249		42	6	614	18	1,784	25	3,064	104	17,374	109	359
4 cows	62	333	248	1,468	88,127	491,015	33	6	267	20	6,254	15	2,398	60	11,770	62	316
5 to 9 cows	52		307		82,069		33	3	505	18	4,653	17	3,770	50	12,470	51	330
10 cows and over	12	22	145	272	68,130	85,795	12	7	31,380	5	4,342	4	2,332	11	5,746	12	162
Matagorda																	
Total	1,105	981	3,698	2,953	1,431,591	1,193,371	233	61	306,509	103	70,232	107	31,331	938	136,381	1,083	4,430
None	xxx	xxx	xxx	xxx	xxx	xxx	xxx	xxx	xxx	xxx	xxx	xxx	xxx	xxx	xxx	44	93
1 cow	361	661	361	941	142,098	348,878	13	2	30	1	100	11	478	284	22,311	320	444
2 cows	329		658		238,818		35	8	912	5	473	27	3,545	284	36,683	318	784
3 cows	154		462		146,674		35	5	3,386	17	3,347	18	1,988	134	17,602	148	553
4 cows	98	263	392	1,132	131,033	425,608	32	7	2,110	18	3,592	14	2,302	89	14,162	93	437
5 to 9 cows	112		718		240,741		69	15	31,641	38	14,513	26	10,984	104	27,692	111	757
10 to 14 cows	26	44	307	524	128,960	256,575	24	11	50,485	12	7,311	7	6,686	23	9,966	24	328
15 to 19 cows	14		227		103,207		14	5	33,620	7	15,643	3	4,100	14	5,686	14	283
20 to 29 cows	5	9	116	188	57,860	66,100	5	3	36,555	2	2,132	1	1,248	4	1,825	5	130
30 to 49 cows	1	3	32	108	14,600	70,660	1	1	13,870	1	91	———	———	———	———	1	10
50 to 74 cows	2	1	125	60	58,200	25,550	2	2	43,400	———	———	———	———	1	220	2	210
75 cows and over	3	———	300	———	169,400	———	3	2	90,500	2	23,030	———	———	1	234	3	401
Maverick																	
Total	165	28	985	335	395,639	136,473	96	29	149,126	63	31,490	9	1,038	125	17,989	182	1,060
None	xxx	xxx	xxx	xxx	xxx	xxx	xxx	xxx	xxx	xxx	xxx	xxx	xxx	xxx	xxx	25	58
1 cow	41	9	41	14	19,883	7,080	6	1	276	4	345	1	24	30	3,044	36	70
2 cows	35		70		36,599		18	9	3,701	7	1,302	4	458	31	4,508	33	93
3 cows	19		57		21,864		15	1	80	11	2,149	3	356	17	2,525	19	65
4 cows	12	9	48	44	14,962	11,707	8	1	795	7	1,894	———	———	10	1,574	12	52
5 to 9 cows	43		273		122,806		36	5	14,108	31	18,260	1	200	34	5,738	42	276
10 to 14 cows	6	4	65	53	23,815	21,930	6	5	15,252	1	1,020	———	———	2	444	6	55
15 to 19 cows	2		37		17,401		2	1	6,600	1	3,650	———	———	1	156	2	37
20 to 29 cows	3	2	69	54	21,200	21,706	3	2	6,235	1	2,870	———	———	———	———	3	94
30 cows and over	4	4	325	170	117,109	74,050	4	4	102,079	———	———	———	———	———	———	4	260
Medina																	
Total	1,305	913	4,831	4,270	1,787,133	1,511,330	411	142	402,569	173	98,061	136	47,298	1,018	130,749	1,218	5,483
None	xxx	xxx	xxx	xxx	xxx	xxx	xxx	xxx	xxx	xxx	xxx	xxx	xxx	xxx	xxx	44	128
1 cow	357	425	357	675	161,274	252,651	23	6	1,141	5	630	15	1,141	256	16,655	301	432
2 cows	365		730		264,908		64	14	4,321	27	4,574	30	2,434	307	27,259	325	819
3 cows	164		492		153,892		45	9	6,070	20	3,410	21	2,459	141	14,113	149	486
4 cows	128	366	512	1,607	141,606	474,508	54	13	12,206	26	6,410	20	4,378	109	12,339	120	548
5 to 9 cows	191		1,210		405,269		127	41	57,904	59	26,678	40	19,381	154	34,149	180	1,299
10 to 14 cows	57	89	646	1,075	242,487	421,203	56	30	83,575	21	17,890	8	11,385	45	16,992	56	746
15 to 19 cows	22		351		148,305		21	13	65,110	8	16,660	2	6,200	14	8,048	22	378
20 to 29 cows	15	23	336	495	145,505	186,148	15	11	79,485	6	17,609	———	———	9	886	15	401
30 to 49 cows	6	9	197	333	123,887	139,320	6	5	92,757	1	4,200	———	———	3	308	6	246
50 to 74 cows	———	———	———	———	———	———	———	———	———	———	———	———	———	———	———	———	———
75 to 99 cows	———	1	———	85	———	37,500	———	———	———	———	———	———	———	———	———	———	———
Menard																	
Total	343	344	1,047	1,209	411,193	313,867	102	22	70,193	11	2,880	82	16,562	322	59,529	346	1,248
None	xxx	xxx	xxx	xxx	xxx	xxx	xxx	xxx	xxx	xxx	xxx	xxx	xxx	xxx	xxx	5	11
1 cow	77	157	77	269	39,696	84,237	8	1	100	———	———	7	505	71	6,851	75	89
2 cows	123		246		91,828		29	4	513	2	310	25	2,221	116	15,105	123	290
3 cows	65		195		68,419		23	2	550	2	60	22	2,281	62	10,536	65	229
4 cows	30	182	120	819	39,630	197,680	9	2	2,050	———	———	7	1,505	29	6,507	30	132
5 to 9 cows	40		242		86,360		27	8	8,800	4	2,382	17	8,705	36	15,550	40	275
10 to 14 cows	5	1	50	10	17,865	2,000	3	2	1,180	1	103	1	20	5	2,730	5	50
15 to 19 cows	———		———		———		———	———	———	———	———	———	———	———	———	———	———
20 to 29 cows	———	3	———	61	———	15,350	———	———	———	———	———	———	———	———	———	———	———
30 to 49 cows	3	———	117	———	67,375	———	3	3	57,000	2	25	3	1,325	3	2,150	3	172
50 to 74 cows	———	1	———	50	———	14,600	———	———	———	———	———	———	———	———	———	———	———

TABLE 19.—COWS MILKED AND MILK PRODUCED, 1939 AND 1929; DAIRY PRODUCTS SOLD AND BUTTER CHURNED, 1939; AND COWS KEPT FOR MILK APR. 1, 1940; BY NUMBER OF COWS MILKED, BY COUNTIES—Continued

(For explanation and definitions, see text)

STATE OR COUNTY AND NUMBER OF COWS MILKED	COWS MILKED				MILK PRODUCED (GALLONS)		DAIRY PRODUCTS SOLD, 1939							BUTTER CHURNED ON FARMS, 1939		COWS KEPT MAINLY FOR MILK PRODUCTION, APR. 1, 1940	
	Farms reporting		Number					Whole milk sold		Cream sold		Butter sold					
	1939	1929	1939	1929	1939	1929	Farms reporting	Farms reporting	Gallons	Farms reporting	Pounds of butterfat	Farms reporting	Pounds	Farms reporting	Pounds	Farms reporting	Number
TEXAS—Contd.																	
Midland																	
Total	339	286	2,007	1,116	1,047,010	538,070	189	61	454,610	89	44,871	85	23,863	274	60,217	345	2,367
None	xxx	xxx	xxx	xxx	xxx	xxx	xxx	xxx	xxx	xxx	xxx	xxx	xxx	xxx	xxx	14	51
1 cow	42	166	42	245	24,247	121,780	9	2	1,016	1	20	6	358	37	3,949	40	116
2 cows	70		140		64,726		22	5	1,413	6	958	15	1,825	49	8,584	66	152
3 cows	56		168		75,391		26	5	5,540	12	3,118	14	1,091	54	8,529	56	222
4 cows	37	105	148	466	64,865	221,035	24	5	2,910	11	3,439	12	2,224	34	6,749	37	181
5 to 9 cows	84		525		220,605		62	13	12,716	42	20,279	31	12,317	74	22,489	82	553
10 to 14 cows	22	5	249	58	134,430	17,800	20	6	39,160	13	12,567	4	3,308	17	5,671	22	293
15 to 19 cows	11		183		122,046		10	10	93,150	2	378	1	2,340	4	2,970	11	222
20 to 29 cows	8	6	176	145	96,500	85,255	7	6	70,785	1	3,696	1	200	3	908	8	185
30 cows and over	9	4	376	202	244,200	92,200	9	9	227,920	1	416	1	200	2	368	9	392
Milam																	
Total	3,025	3,158	7,847	6,777	2,666,414	2,617,265	1,112	68	169,412	677	145,046	458	64,129	2,622	357,071	3,013	8,800
None	xxx	xxx	xxx	xxx	xxx	xxx	xxx	xxx	xxx	xxx	xxx	xxx	xxx	xxx	xxx	100	247
1 cow	949	2,378	949	3,393	402,905	1,496,765	123	8	966	54	5,419	72	4,675	793	68,751	895	1,148
2 cows	969		1,938		690,025		325	14	3,455	172	26,291	153	15,073	844	113,106	942	2,236
3 cows	507		1,521		492,105		265	11	3,013	174	33,397	105	12,887	452	65,718	491	1,662
4 cows	293	757	1,172	2,994	357,375	991,135	186	12	9,390	120	22,630	55	10,709	264	46,733	287	1,220
5 to 9 cows	275		1,661		492,892		206	9	8,135	144	48,539	66	17,813	244	54,868	267	1,590
10 to 14 cows	18	18	203	220	57,430	78,365	14	7	22,953	8	2,500	3	2,215	16	4,646	17	197
15 to 19 cows	7		109		34,307		6	1	9,000	4	4,470	1	155	5	2,095	7	91
20 to 29 cows	2	1	47	20	16,975	7,300	2	1	11,000	———	———	2	550	2	1,040	2	50
30 to 49 cows	1	4	31	150	16,425	43,700	1	1	9,000	1	1,800	———	———	———	———	1	31
50 to 74 cows	4	———	216	———	105,975	———	4	4	94,500	———	———	1	52	2	114	4	328
Mills																	
Total	1,232	1,213	3,596	4,246	1,217,714	1,269,100	349	86	160,597	173	34,582	123	15,907	1,120	161,449	1,246	4,649
None	xxx	xxx	xxx	xxx	xxx	xxx	xxx	xxx	xxx	xxx	xxx	xxx	xxx	xxx	xxx	40	168
1 cow	278	552	278	871	140,559	312,284	29	4	331	13	665	14	1,197	235	23,074	266	480
2 cows	389		778		284,674		77	7	3,959	34	3,297	38	2,347	362	45,097	383	1,258
3 cows	233		699		223,216		73	7	1,258	40	4,696	37	4,965	223	37,362	228	824
4 cows	151	618	604	2,811	182,143	817,091	54	11	6,730	31	8,255	15	2,061	140	23,801	148	658
5 to 9 cows	165		995		280,667		100	45	76,612	51	14,700	16	4,300	144	28,750	165	1,093
10 to 14 cows	12	41	142	504	49,955	116,225	12	8	17,687	3	2,794	2	987	12	2,674	12	121
15 to 19 cows	1		15		5,000		1	1	4,500	———	———	1	50	1	100	1	10
20 cows and over	3	2	85	60	51,550	23,500	3	3	49,520	1	175	———	———	3	591	3	37
Mitchell																	
Total	975	1,112	3,285	2,787	1,522,123	1,113,349	617	66	160,923	461	150,693	162	34,659	904	156,538	985	4,263
None	xxx	xxx	xxx	xxx	xxx	xxx	xxx	xxx	xxx	xxx	xxx	xxx	xxx	xxx	xxx	35	95
1 cow	168	756	168	1,144	90,745	482,437	40	6	192	21	2,065	21	1,382	144	16,770	158	266
2 cows	262		524		243,179		134	12	2,226	97	14,157	40	4,738	244	35,109	252	813
3 cows	193		579		262,913		139	7	3,222	109	25,822	37	6,325	184	30,131	190	728
4 cows	159	335	636	1,365	293,812	506,407	133	14	17,225	104	33,325	24	8,135	152	29,741	158	850
5 to 9 cows	169		1,012		440,182		147	18	30,201	114	63,792	37	12,909	157	40,382	168	1,140
10 to 14 cows	19	19	203	222	73,642	84,905	19	5	15,460	13	8,007	2	650	18	3,020	19	199
15 to 19 cows	1		17		6,800		1	———	———	1	1,400	———	———	1	150	1	14
20 cows and over	4	2	148	56	110,850	39,600	4	4	92,397	2	2,125	1	520	4	1,235	4	158
Montague																	
Total	1,828	2,105	6,802	7,924	2,560,116	2,554,603	824	342	632,524	430	200,631	124	21,454	1,653	223,297	1,879	7,991
None	xxx	xxx	xxx	xxx	xxx	xxx	xxx	xxx	xxx	xxx	xxx	xxx	xxx	xxx	xxx	143	552
1 cow	378	993	378	1,535	175,583	544,461	48	17	3,180	14	1,445	26	2,091	342	34,172	334	625
2 cows	505		1,010		375,578		112	26	12,258	57	9,212	39	5,384	464	61,627	482	1,310
3 cows	263		789		273,371		114	31	16,076	63	12,774	27	5,260	246	37,055	255	975
4 cows	206	977	824	4,557	273,769	1,439,108	129	51	44,743	73	21,173	11	1,958	185	28,258	198	852
5 to 9 cows	376		2,420		866,184		322	158	263,719	172	91,685	16	5,005	334	48,290	368	2,436
10 to 14 cows	71	115	788	1,361	324,725	406,749	70	36	103,279	42	47,421	5	1,756	60	10,564	70	698
15 to 19 cows	17		264		98,666		17	14	48,689	6	10,231	———	———	15	2,242	17	228
20 to 29 cows	8	17	189	361	87,815	110,910	8	5	60,080	3	6,690	———	———	5	823	8	185
30 to 49 cows	4	5	140	110	84,425	53,375	4	4	80,500	———	———	———	———	2	266	4	150
Montgomery																	
Total	1,605	1,052	3,434	2,775	1,104,227	734,580	273	100	194,808	18	8,534	220	33,877	1,416	193,969	1,673	4,027
None	xxx	xxx	xxx	xxx	xxx	xxx	xxx	xxx	xxx	xxx	xxx	xxx	xxx	xxx	xxx	97	144
1 cow	772	673	772	1,001	284,226	286,874	105	35	3,316	1	80	94	8,035	662	58,808	750	969
2 cows	537		1,074		337,775		90	38	7,321	3	110	75	13,351	485	73,913	531	1,206
3 cows	151		453		127,775		30	7	1,003	2	315	28	6,226	137	28,703	150	472
4 cows	76	331	304	1,368	85,719	296,113	16	5	2,683	1	288	12	2,023	71	13,439	76	321
5 to 9 cows	50		302		57,852		13	2	340	4	1,381	8	1,556	48	12,830	50	292
10 to 14 cows	5	24	55	283	12,460	79,943	5	2	4,600	3	640	1	156	4	691	5	38
15 to 19 cows	3		45		19,300		3	1	3,650	2	2,000	1	730	3	2,800	3	65
20 to 29 cows	5	1	108	25	62,325	6,000	5	4	47,335	1	1,120	1	1,800	4	2,535	5	130
30 to 49 cows	3	3	106	100	54,750	65,650	3	3	44,010	1	2,600	———	———	2	250	3	137
50 cows and over	3	———	215	———	82,045	———	3	3	80,550	———	———	———	———	———	———	3	253
Moore																	
Total	114	114	464	659	291,898	265,864	52	30	137,661	16	10,535	19	3,717	95	12,426	109	788
None	xxx	xxx	xxx	xxx	xxx	xxx	xxx	xxx	xxx	xxx	xxx	xxx	xxx	xxx	xxx	———	———
1 cow	38	48	38	76	22,932	33,422	6	3	477	1	160	2	100	31	1,777	56	72
2 cows	25		50		26,685		4	1	630	2	555	2	75	25	2,524	24	157
3 cows	17		51		29,085		10	3	4,885	5	1,804	5	1,135	15	2,962	16	66
4 cows	7	44	28	250	15,487	98,456	6	4	4,680	1	238	3	405	7	917	6	29
5 to 9 cows	16		100		52,525		15	10	26,030	4	1,544	3	1,000	10	1,687	16	196
10 to 14 cows	4	16	44	199	32,400	85,719	4	2	15,500	2	3,520	1	52	2	1,143	4	37
15 to 19 cows	2		32		22,400		2	2	20,000	———	———	———	———	1	60	2	45
20 cows and over	5	6	121	154	90,384	48,267	5	5	65,459	1	2,714	3	950	4	1,356	5	186

TABLE 19.—COWS MILKED AND MILK PRODUCED, 1939 AND 1929; DAIRY PRODUCTS SOLD AND BUTTER CHURNED, 1939; AND COWS KEPT FOR MILK APR. 1, 1940; BY NUMBER OF COWS MILKED, BY COUNTIES—Continued

(For explanation and definitions, see text)

STATE OR COUNTY AND NUMBER OF COWS MILKED	COWS MILKED				MILK PRODUCED (GALLONS)		DAIRY PRODUCTS SOLD, 1939							BUTTER CHURNED ON FARMS, 1939		COWS KEPT MAINLY FOR MILK PRODUCTION, APR. 1, 1940	
	Farms reporting		Number					Whole milk sold		Cream sold		Butter sold					
	1939	1929	1939	1929	1939	1929	Farms reporting	Farms reporting	Gallons	Farms reporting	Pounds of butterfat	Farms reporting	Pounds	Farms reporting	Pounds	Farms reporting	Number
TEXAS—Contd.																	
Morris																	
Total	1,044	991	2,809	1,929	1,021,219	648,538	347	224	185,110	49	16,558	137	13,455	934	153,873	1,035	3,283
None	xxx	xxx	xxx	xxx	xxx	xxx	xxx	xxx	xxx	xxx	xxx	xxx	xxx	xxx	xxx	30	56
1 cow	310	775	310	1,107	139,435	387,396	26	11	1,916	———	———	19	1,240	266	28,189	288	405
2 cows	331		662		260,258		85	46	14,155	5	665	45	3,115	298	49,708	321	798
3 cows	170		510		181,308		78	52	28,479	12	2,323	29	2,454	154	29,909	166	537
4 cows	103	215	412	812	125,962	258,142	58	37	22,055	9	1,604	25	2,909	93	20,045	102	459
5 to 9 cows	112		675		217,244		84	63	68,480	21	10,916	16	2,681	107	22,109	110	684
10 to 14 cows	10	1	109	10	39,882	3,000	9	9	15,090	1	200	2	576	10	2,405	10	129
15 cows and over	8		131		57,130		7	6	34,935	1	850	1	480	6	1,508	8	215
Motley																	
Total	505	676	1,883	1,956	905,928	848,285	297	28	23,900	260	103,308	34	4,345	438	60,242	511	2,052
None	xxx	xxx	xxx	xxx	xxx	xxx	xxx	xxx	xxx	xxx	xxx	xxx	xxx	xxx	xxx	15	37
1 cow	76	394	76	603	42,244	285,484	16	———	———	13	1,014	3	110	64	4,973	73	123
2 cows	135		270		141,540		53	4	610	46	9,663	7	525	117	14,175	132	317
3 cows	98		294		141,202		58	6	2,000	47	10,893	9	1,048	87	12,523	97	331
4 cows	67	266	268	1,169	123,433	481,741	51	8	6,210	44	12,257	7	1,084	57	8,908	66	277
5 to 9 cows	109		658		319,539		101	6	6,255	93	53,409	6	1,330	96	16,092	108	648
10 to 14 cows	14	16	150	184	62,730	81,060	14	2	160	14	14,446	1	30	11	1,915	14	140
15 to 19 cows	1		17		2,190		1	———	———	1	330	———	———	1	104	1	17
20 cows and over	5	———	150	———	73,050	———	3	2	8,665	2	1,296	1	218	5	1,752	5	162
Nacogdoches																	
Total	2,969	3,117	7,909	7,199	2,545,133	2,602,969	488	102	368,878	91	43,170	369	59,253	2,845	536,742	2,974	9,768
None	xxx	xxx	xxx	xxx	xxx	xxx	xxx	xxx	xxx	xxx	xxx	xxx	xxx	xxx	xxx	118	285
1 cow	937	2,246	937	3,248	355,212	1,263,212	50	14	1,049	2	124	45	2,562	874	97,398	872	1,287
2 cows	1,064		2,128		683,843		120	20	4,073	9	1,680	106	9,478	1,041	183,350	1,034	2,522
3 cows	433		1,299		375,454		82	8	1,530	10	1,694	72	8,636	421	99,713	425	1,542
4 cows	242	826	968	3,264	251,495	1,039,442	69	4	884	10	1,554	58	9,182	238	66,569	238	1,103
5 to 9 cows	223		1,316		328,659		103	17	16,062	41	10,387	70	15,870	213	66,121	217	1,534
10 to 14 cows	35	38	394	457	119,352	165,665	31	13	42,902	11	7,021	13	6,725	32	12,405	35	450
15 to 19 cows	11		178		67,480		10	6	37,075	1	300	4	6,600	11	8,363	11	243
20 to 29 cows	18	4	409	83	211,768	45,225	17	14	144,578	6	12,910	1	200	13	2,123	18	474
30 cows and over	6	3	280	147	153,870	89,425	6	6	120,725	1	7,500	———	———	2	700	6	328
Navarro																	
Total	3,512	3,921	8,351	6,983	3,591,486	3,428,860	1,266	143	408,235	658	177,942	660	109,172	3,276	514,449	3,478	9,825
None	xxx	xxx	xxx	xxx	xxx	xxx	xxx	xxx	xxx	xxx	xxx	xxx	xxx	xxx	xxx	97	237
1 cow	1,452	3,433	1,452	4,463	692,297	2,233,962	242	27	5,351	87	6,564	158	11,989	1,336	142,036	1,362	1,895
2 cows	1,139		2,278		951,048		422	28	9,184	197	28,486	245	25,574	1,085	165,604	1,115	2,604
3 cows	402		1,206		440,628		213	16	3,824	128	26,329	106	17,452	379	70,804	394	1,347
4 cows	224	447	896	1,732	342,968	735,900	149	19	10,048	97	26,918	56	13,282	212	44,289	220	982
5 to 9 cows	231		1,368		543,955		182	24	32,169	118	55,587	76	27,836	215	65,613	229	1,519
10 to 14 cows	37	29	411	358	188,290	187,782	33	13	59,917	19	14,038	11	2,164	31	8,002	35	395
15 to 19 cows	9		141		64,260		9	3	22,620	6	7,740	4	4,724	6	5,948	8	132
20 to 29 cows	11	5	260	120	133,015	64,465	9	7	83,245	1	1,700	3	2,451	8	8,172	11	264
30 cows and over	7	7	339	310	235,025	206,751	7	6	181,877	5	10,580	1	3,700	4	3,981	7	450
Newton																	
Total	1,115	755	1,930	1,829	633,506	391,028	86	40	27,115	1	700	67	9,965	843	100,360	1,145	2,732
None	xxx	xxx	xxx	xxx	xxx	xxx	xxx	xxx	xxx	xxx	xxx	xxx	xxx	xxx	xxx	47	83
1 cow	620	491	620	733	255,707	178,121	27	11	1,782	———	———	20	1,518	439	36,587	608	936
2 cows	321		642		194,341		23	10	846	———	———	19	2,335	249	29,982	317	819
3 cows	103		309		84,261		12	1	150	———	———	11	1,552	90	15,706	102	416
4 cows	44	262	176	1,070	43,764	200,452	13	8	1,733	———	———	10	950	41	8,953	44	228
5 to 9 cows	24		147		33,933		8	7	8,164	1	700	4	2,440	21	7,087	24	212
10 to 14 cows	3	2	36	26	21,500	12,455	3	3	14,440	———	———	3	1,170	3	2,045	3	38
15 to 19 cows	———		———		———		———	———	———	———	———	———	———	———	———	———	———
Nolan																	
Total	844	1,027	3,197	2,955	1,411,785	1,365,102	489	58	218,291	336	131,916	159	41,013	743	133,659	855	3,816
None	xxx	xxx	xxx	xxx	xxx	xxx	xxx	xxx	xxx	xxx	xxx	xxx	xxx	xxx	xxx	29	101
1 cow	141	628	141	973	83,310	487,922	33	4	1,005	6	1,214	27	2,209	121	14,916	139	233
2 cows	209		418		189,957		99	3	1,132	73	13,325	29	5,148	191	27,069	199	574
3 cows	184		552		226,482		103	2	750	70	13,563	41	7,216	172	28,459	182	634
4 cows	104	380	416	1,569	170,965	607,161	74	9	5,466	54	16,161	21	6,091	88	17,675	102	459
5 to 9 cows	169		1,049		444,805		144	21	40,108	116	70,167	33	12,461	146	33,085	168	1,134
10 to 14 cows	20	12	210	147	88,236	68,844	20	6	20,780	15	13,731	4	2,787	17	6,470	20	239
15 to 19 cows	7		112		43,980		7	4	18,950	2	3,755	2	1,851	5	2,525	7	120
20 cows and over	10	7	293	266	164,050	201,175	9	9	130,100	———	———	2	3,250	3	3,460	9	322
Nueces																	
Total	1,199	1,144	6,375	3,532	2,710,515	1,532,547	647	141	1,080,760	229	144,435	367	83,008	937	176,976	1,207	7,962
None	xxx	xxx	xxx	xxx	xxx	xxx	xxx	xxx	xxx	xxx	xxx	xxx	xxx	xxx	xxx	31	214
1 cow	247	766	247	1,082	117,569	508,516	41	2	490	2	276	38	2,413	171	16,264	237	337
2 cows	306		612		247,625		129	18	3,274	21	3,241	101	12,064	256	33,005	300	786
3 cows	191		573		221,093		109	15	5,200	39	9,620	89	14,317	162	32,271	186	736
4 cows	131	326	524	1,422	193,563	642,096	88	17	14,062	31	9,911	48	9,988	113	22,570	130	595
5 to 9 cows	220		1,376		523,066		178	26	13,008	95	69,265	96	32,859	183	54,325	219	1,651
10 to 14 cows	38	36	419	458	166,468	166,265	38	11	16,186	27	31,445	7	4,678	26	8,761	38	595
15 to 19 cows	21		337		149,701		20	13	88,190	6	8,862	3	1,875	10	3,298	21	359
20 to 29 cows	15	8	329	183	153,393	78,280	14	9	83,900	6	8,375	3	4,350	13	5,765	15	390
30 to 49 cows	16	4	604	132	262,183	61,640	16	16	241,518	1	1,000	1	100	2	217	16	724
50 to 74 cows	5	2	296	100	128,560	21,750	5	5	79,970	1	2,440	1	364	1	500	5	358
75 to 99 cows	3	2	245	155	121,332	54,000	3	3	120,650	———	———	———	———	———	———	3	305
100 to 199 cows	6	———	813	———	425,962	———	6	6	414,312	———	———	———	———	———	———	6	912

TABLE 19.—COWS MILKED AND MILK PRODUCED, 1939 AND 1929; DAIRY PRODUCTS SOLD AND BUTTER CHURNED, 1939; AND COWS KEPT FOR MILK APR. 1, 1940; BY NUMBER OF COWS MILKED, BY COUNTIES—Continued

(For explanation and definitions, see text)

STATE OR COUNTY AND NUMBER OF COWS MILKED	COWS MILKED				MILK PRODUCED (GALLONS)		DAIRY PRODUCTS SOLD, 1939							BUTTER CHURNED ON FARMS, 1939		COWS KEPT MAINLY FOR MILK PRODUCTION, APR. 1, 1940	
	Farms reporting		Number					Whole milk sold		Cream sold		Butter sold					
	1939	1929	1939	1929	1939	1929	Farms reporting	Farms reporting	Gallons	Farms reporting	Pounds of butterfat	Farms reporting	Pounds	Farms reporting	Pounds	Farms reporting	Number
TEXAS—Contd.																	
Ochiltree																	
Total	371	424	1,743	2,222	774,859	956,550	224	18	53,920	209	156,176	8	1,676	349	42,596	370	2,030
None	xxx	xxx	xxx	xxx	xxx	xxx	xxx	xxx	xxx	xxx	xxx	xxx	xxx	xxx	xxx	5	44
1 cow	62	126	62	195	33,487	80,192	10	3	254	6	760	2	186	52	4,728	59	84
2 cows	92		184		79,275		29	1	365	27	5,598	2	140	86	10,212	91	233
3 cows	39		117		48,203		22	1	600	20	7,345	1	300	39	5,620	38	132
4 cows	39	253	156	1,206	76,513	550,303	34	1	111	33	18,402	———	———	37	4,292	39	181
5 to 9 cows	99		641		276,867		89	5	10,100	85	72,064	2	600	97	12,241	99	756
10 to 14 cows	22	59	252	701	92,129	279,195	22	1	2,400	22	21,677	———	———	22	2,732	21	253
15 to 19 cows	13		203		80,190		13	2	5,490	12	16,572	———	———	12	1,824	13	199
20 cows and over	5	6	128	120	88,195	46,860	5	4	34,600	4	13,760	1	450	4	947	5	148
Oldham																	
Total	84	94	459	624	251,897	318,629	46	14	50,780	28	27,965	8	1,505	70	10,025	80	896
None	xxx	xxx	xxx	xxx	xxx	xxx	xxx	xxx	xxx	xxx	xxx	xxx	xxx	xxx	xxx	4	25
1 cow	11	28	11	43	4,980	19,997	2	———	———	1	80	1	100	6	842	6	10
2 cows	19		38		18,385		4	3	596	2	40	———	———	15	1,955	16	72
3 cows	11		33		16,859		5	1	800	3	875	1	180	11	1,444	11	323
4 cows	9	50	36	259	21,491	135,562	4	1	2,080	2	1,167	2	250	8	869	9	43
5 to 9 cows	21		133		75,582		19	4	5,524	11	10,452	4	975	19	2,911	21	174
10 to 14 cows	9	16	104	322	55,110	163,070	8	4	14,500	6	8,442	———	———	7	1,051	9	147
15 cows and over	4		104		59,490		4	1	27,280	3	6,909	———	———	4	953	4	102
Orange																	
Total	969	323	3,159	1,584	1,499,693	604,448	356	295	815,013	13	13,971	160	16,369	648	72,240	957	4,117
None	xxx	xxx	xxx	xxx	xxx	xxx	xxx	xxx	xxx	xxx	xxx	xxx	xxx	xxx	xxx	30	55
1 cow	495	178	495	261	313,033	111,140	150	121	47,801	4	823	87	6,706	334	31,712	472	648
2 cows	303		606		239,482		95	70	27,751	4	718	41	3,134	216	22,605	293	763
3 cows	67		201		59,231		25	22	10,325	———	———	11	917	46	5,867	61	217
4 cows	21	101	84	428	28,229	117,663	15	13	10,488	———	———	5	424	12	1,653	20	99
5 to 9 cows	17		111		32,262		9	8	19,440	———	———	3	403	8	1,027	16	113
10 to 14 cows	15	32	180	428	90,652	181,425	14	13	70,617	———	———	2	2,650	7	3,052	15	271
15 to 19 cows	16		255		127,024		15	15	100,570	1	700	3	277	6	1,455	15	342
20 to 29 cows	16	7	347	157	180,875	83,580	14	14	169,558	2	590	2	102	8	1,132	16	504
30 to 49 cows	10	3	351	113	175,705	46,680	10	10	148,510	———	———	2	881	6	1,487	10	444
50 to 74 cows	9	1	529	72	253,200	18,200	9	9	209,953	2	11,140	4	875	5	2,250	9	661
75 to 99 cows	———	———	———	———	———	———	———	———	———	———	———	———	———	———	———	———	———
100 to 199 cows	———	1	———	125	———	45,760	———	———	———	———	———	———	———	———	———	———	———
Palo Pinto																	
Total	1,152	1,094	3,576	3,730	1,245,708	1,355,050	414	116	277,974	161	66,526	224	48,266	988	156,176	1,068	4,468
None	xxx	xxx	xxx	xxx	xxx	xxx	xxx	xxx	xxx	xxx	xxx	xxx	xxx	xxx	xxx	23	101
1 cow	374	593	374	938	160,500	364,229	55	17	1,587	8	845	40	3,899	304	32,050	316	659
2 cows	342		684		255,762		98	28	6,097	22	4,064	67	5,457	308	41,031	314	925
3 cows	159		477		119,685		63	10	1,480	25	4,516	40	5,346	145	20,602	146	555
4 cows	95	448	380	1,948	105,433	606,828	48	13	6,669	25	12,242	20	2,452	85	12,578	90	439
5 to 9 cows	143		892		266,777		111	27	20,390	62	29,752	45	15,558	121	31,631	140	990
10 to 14 cows	25	44	286	502	97,916	201,376	25	9	25,676	16	11,722	10	5,086	18	7,001	25	269
15 to 19 cows	5		82		41,575		5	4	28,700	2	3,060	———	———	2	415	5	117
20 to 29 cows	2	2	43	47	26,580	32,735	2	2	26,215	———	———	———	———	———	———	2	48
30 to 49 cows	4	5	160	195	90,080	106,632	4	3	61,780	1	325	2	10,468	2	10,560	4	183
50 cows and over	3	2	198	100	101,400	43,250	3	3	99,380	———	———	———	———	3	308	3	184
Panola																	
Total	2,432	2,859	6,047	6,521	1,948,825	1,867,277	362	73	50,625	93	30,189	259	32,556	2,377	458,260	2,403	8,215
None	xxx	xxx	xxx	xxx	xxx	xxx	xxx	xxx	xxx	xxx	xxx	xxx	xxx	xxx	xxx	113	365
1 cow	748	1,974	748	2,862	309,369	909,197	36	4	227	2	110	34	1,691	715	85,766	659	1,294
2 cows	829		1,658		591,164		90	16	1,330	7	1,110	75	5,146	820	147,898	796	2,380
3 cows	401		1,203		359,893		66	13	2,024	13	1,574	54	5,364	399	91,978	392	1,460
4 cows	216	862	864	3,374	239,715	881,860	57	12	3,600	17	2,769	36	5,119	214	57,188	209	916
5 to 9 cows	221		1,329		357,062		96	22	9,744	43	15,365	53	12,091	216	69,856	218	1,514
10 to 14 cows	13	23	146	285	39,055	77,020	13	3	5,635	8	3,102	6	2,905	10	4,783	12	162
15 cows and over	4		99		52,567		4	3	28,065	3	6,159	1	240	3	791	4	124
Parker																	
Total	2,210	2,310	11,167	9,790	5,235,483	4,380,834	1,058	186	2,491,133	726	329,337	219	58,181	1,920	298,355	2,206	13,371
None	xxx	xxx	xxx	xxx	xxx	xxx	xxx	xxx	xxx	xxx	xxx	xxx	xxx	xxx	xxx	69	203
1 cow	568	1,098	568	1,659	307,288	675,934	105	7	1,305	46	4,665	53	3,601	500	56,894	528	1,014
2 cows	504		1,008		411,751		156	11	3,172	110	15,581	43	3,563	466	60,151	488	1,296
3 cows	339		1,017		348,455		157	6	3,323	127	22,864	43	4,585	312	44,687	332	1,155
4 cows	218	1,041	872	4,986	295,530	2,017,199	134	5	2,078	115	36,808	22	5,295	202	33,438	216	1,013
5 to 9 cows	373		2,355		789,296		301	28	36,021	253	131,156	44	16,909	313	61,264	367	2,514
10 to 14 cows	70	119	800	1,485	370,999	625,789	67	16	83,590	51	62,719	4	1,810	54	11,227	69	901
15 to 19 cows	45		737		364,480		45	28	196,180	15	25,018	8	16,958	32	19,862	45	804
20 to 29 cows	36	32	810	735	464,760	557,987	36	32	418,038	4	8,160	1	260	20	2,504	36	891
30 to 49 cows	39	16	1,375	608	836,275	329,025	39	36	748,957	5	22,366	———	———	16	2,469	38	1,559
50 to 74 cows	11	2	640	122	373,131	78,400	11	10	333,681	———	———	1	5,200	4	5,809	11	686
75 to 99 cows	———	1	———	75	———	36,500	———	———	———	———	———	———	———	———	———	———	———
100 to 199 cows	7	1	985	120	673,518	60,000	7	7	664,788	———	———	———	———	1	50	7	1,335

TABLE 19.—COWS MILKED AND MILK PRODUCED, 1939 AND 1929; DAIRY PRODUCTS SOLD AND BUTTER CHURNED, 1939; AND COWS KEPT FOR MILK APR. 1, 1940; BY NUMBER OF COWS MILKED, BY COUNTIES—Continued

(For explanation and definitions, see text)

STATE OR COUNTY AND NUMBER OF COWS MILKED	COWS MILKED				MILK PRODUCED (GALLONS)		DAIRY PRODUCTS SOLD, 1939							BUTTER CHURNED ON FARMS, 1939		COWS KEPT MAINLY FOR MILK PRODUCTION, APR. 1, 1940	
	Farms reporting		Number					Whole milk sold		Cream sold		Butter sold					
	1939	1929	1939	1929	1939	1929	Farms reporting	Farms reporting	Gallons	Farms reporting	Pounds of butterfat	Farms reporting	Pounds	Farms reporting	Pounds	Farms reporting	Number
TEXAS—Contd.																	
Parmer																	
Total	821	711	4,600	2,942	2,463,037	1,206,670	683	48	80,688	646	546,898	31	9,885	714	87,230	811	5,277
None	xxx	xxx	xxx	xxx	xxx	xxx	xxx	xxx	xxx	xxx	xxx	xxx	xxx	xxx	xxx	7	24
1 cow	92	266	92	426	56,107	179,119	32	10	1,488	21	3,344	4	470	79	7,276	88	145
2 cows	102		204		96,338		66	4	1,035	63	13,129	3	150	91	9,130	99	270
3 cows	73		219		101,640		54	3	1,080	53	18,305	1	52	63	6,806	72	268
4 cows	103	393	412	1,881	226,872	738,759	95	6	4,448	92	48,366	3	112	89	9,348	100	473
5 to 9 cows	348		2,274		1,192,597		333	17	33,850	321	275,191	14	3,321	304	38,445	345	2,598
10 to 14 cows	68	50	748	590	418,210	272,342	68	6	21,385	62	93,556	4	2,280	57	8,488	66	789
15 to 19 cows	24		389		207,884		24	-----	----------	23	51,901	2	3,500	21	6,399	23	403
20 cows and over	11	2	262	45	163,389	16,450	11	2	17,400	11	43,106	-----	--------	10	1,338	11	309
Pecos																	
Total	241	187	637	574	334,777	243,235	66	20	72,292	8	2,368	55	7,452	207	34,673	236	844
None	xxx	xxx	xxx	xxx	xxx	xxx	xxx	xxx	xxx	xxx	xxx	xxx	xxx	xxx	xxx	4	7
1 cow	91	135	91	206	54,680	84,298	18	4	570	1	50	16	896	76	7,412	85	117
2 cows	76		152		73,372		21	6	1,536	2	338	20	3,054	66	11,005	74	212
3 cows	42		126		58,085		12	2	5,456	2	700	10	1,251	39	7,587	41	174
4 cows	14	41	56	186	23,705	85,122	5	1	4,000	------	----------	4	1,011	13	3,098	14	80
5 to 9 cows	14		83		42,055		7	4	3,130	2	800	5	1,240	11	3,421	14	93
10 to 14 cows	------	9	------	111	----------	33,665	------	------	----------	------	----------	------	--------	------	----------	------	------
15 to 19 cows	1		18		9,880		------	------	----------	------	----------	------	--------	1	2,000	1	30
20 cows and over	3	2	111	71	73,000	40,150	3	3	57,600	1	480	-----	--------	1	150	3	131
Polk																	
Total	1,453	1,432	2,789	3,330	979,532	827,199	92	33	48,277	5	2,055	70	11,900	1,282	211,484	1,477	4,385
None	xxx	xxx	xxx	xxx	xxx	xxx	xxx	xxx	xxx	xxx	xxx	xxx	xxx	xxx	xxx	71	135
1 cow	701	971	701	1,385	345,602	426,518	23	10	2,057	------	----------	18	1,835	600	77,489	671	1,123
2 cows	451		902		308,165		32	6	2,599	1	250	28	3,379	413	69,573	437	1,336
3 cows	165		495		128,944		14	4	801	------	----------	13	1,834	152	29,904	163	787
4 cows	74	450	296	1,811	76,676	354,710	9	5	3,520	2	550	5	1,659	64	16,827	74	409
5 to 9 cows	56		328		86,245		9	4	11,500	2	1,255	5	2,153	49	15,621	55	510
10 to 14 cows	6	11	67	134	33,900	43,971	5	4	27,800	------	----------	1	1,040	4	2,070	6	85
15 to 19 cows	------		------		----------		------	------	----------	------	----------	------	--------	------	----------	------	------
Potter																	
Total	207	216	1,239	1,669	762,097	823,465	128	68	448,607	48	32,467	41	9,670	167	26,343	199	1,489
None	xxx	xxx	xxx	xxx	xxx	xxx	xxx	xxx	xxx	xxx	xxx	xxx	xxx	xxx	xxx	4	30
1 cow	83	106	83	144	52,868	74,375	27	12	2,846	2	872	14	1,534	76	6,504	74	98
2 cows	28		56		31,883		16	8	4,953	7	1,254	10	1,414	23	3,207	26	63
3 cows	21		63		31,556		15	5	5,780	7	2,745	4	732	16	2,307	21	76
4 cows	8	63	32	308	15,405	138,350	6	3	7,369	2	506	2	76	6	1,392	8	35
5 to 9 cows	32		213		123,461		30	12	25,611	20	16,544	7	4,269	27	8,418	31	232
10 to 14 cows	14	25	158	356	92,893	179,495	14	11	87,990	5	4,090	2	395	9	1,178	14	168
15 to 19 cows	2		32		11,583		2	-----	----------	2	2,590	-----	--------	1	52	2	24
20 to 29 cows	10	5	227	116	155,943	60,100	9	8	120,703	1	58	-----	--------	3	1,146	10	296
30 cows and over	9	17	375	745	246,505	371,145	9	9	213,355	2	3,808	2	1,250	6	2,139	9	467
Presidio																	
Total	297	181	571	484	231,160	167,071	18	14	57,860	6	5,326	8	757	57	6,267	299	833
None	xxx	xxx	xxx	xxx	xxx	xxx	xxx	xxx	xxx	xxx	xxx	xxx	xxx	xxx	xxx	6	33
1 cow	189	136	189	188	56,262	63,726	1	1	360	------	----------	-----	--------	13	632	187	277
2 cows	71		142		51,980		4	1	346	------	----------	3	135	23	2,512	70	196
3 cows	14		42		16,530		1	1	2,520	1	116	1	15	10	1,257	13	79
4 cows	7	41	28	158	10,430	38,615	1	1	930	------	----------	-----	--------	3	250	7	29
5 to 9 cows	12		75		35,108		7	6	21,104	1	1,800	2	257	6	896	12	100
10 to 14 cows	1	3	10	33	10,800	9,730	1	1	9,000	1	600	1	200	1	370	1	12
15 to 19 cows	------		------		----------		------	------	----------	------	----------	------	--------	------	----------	------	------
20 cows and over	3	1	85	105	50,050	55,000	3	3	23,600	3	2,810	1	150	1	350	3	107
Rains																	
Total	992	1,155	2,862	2,358	968,434	875,777	357	74	99,562	251	62,673	65	5,737	905	126,922	1,020	3,141
None	xxx	xxx	xxx	xxx	xxx	xxx	xxx	xxx	xxx	xxx	xxx	xxx	xxx	xxx	xxx	48	86
1 cow	224	891	224	1,275	94,224	477,900	16	2	62	7	745	9	263	196	20,835	213	320
2 cows	338		676		231,631		92	10	3,422	62	4,483	28	2,366	314	44,573	334	791
3 cows	190		570		183,869		72	12	4,170	52	7,859	16	1,673	180	26,851	187	564
4 cows	90	259	360	998	116,141	368,505	55	12	8,872	40	11,017	6	851	81	13,030	90	372
5 to 9 cows	135		843		271,264		108	32	48,636	82	31,178	6	584	120	19,681	133	799
10 to 14 cows	11	3	120	38	37,005	16,865	10	3	12,740	7	5,576	-----	--------	11	1,665	11	129
15 to 19 cows	4		69		34,300		4	3	21,660	1	1,815	-----	--------	3	307	4	90
20 to 29 cows	------	2	------	47	----------	12,507	------	------	----------	------	----------	------	--------	------	----------	------	------
Randall																	
Total	513	563	4,268	4,166	2,505,290	2,112,957	369	115	1,238,151	261	235,736	45	13,683	413	57,488	523	5,039
None	xxx	xxx	xxx	xxx	xxx	xxx	xxx	xxx	xxx	xxx	xxx	xxx	xxx	xxx	xxx	16	112
1 cow	68	184	68	306	36,483	122,020	14	3	112	4	313	8	618	57	5,448	65	89
2 cows	85		170		79,041		28	5	858	20	4,240	7	860	79	8,743	83	241
3 cows	34		102		44,361		22	3	755	19	5,609	2	134	32	2,967	34	123
4 cows	38	254	152	1,341	74,810	604,033	29	4	1,644	24	9,155	3	1,306	31	4,459	38	162
5 to 9 cows	161		1,095		522,932		151	26	44,606	130	101,736	15	4,262	134	17,761	160	1,239
10 to 14 cows	54	83	615	1,096	340,490	538,496	53	19	97,026	37	61,252	4	3,654	41	8,639	54	691
15 to 19 cows	27		437		258,670		26	15	104,822	16	29,604	2	465	21	4,525	27	487
20 to 29 cows	39	26	1,097	582	713,423	319,128	39	34	602,208	10	16,001	4	2,384	15	4,056	39	1,245
30 to 49 cows	------	9	------	305	----------	152,180	------	------	----------	------	----------	------	--------	------	----------	------	------
50 to 74 cows	3	5	160	279	133,500	196,600	3	2	105,485	1	7,826	-----	--------	1	365	3	160
75 cows and over	4	2	372	257	301,580	180,500	4	4	280,635	------	----------	-----	--------	2	525	4	490

TABLE 19.—COWS MILKED AND MILK PRODUCED, 1939 AND 1929; DAIRY PRODUCTS SOLD AND BUTTER CHURNED, 1939; AND COWS KEPT FOR MILK APR. 1, 1940; BY NUMBER OF COWS MILKED, BY COUNTIES—Continued

(For explanation and definitions, see text)

STATE OR COUNTY AND NUMBER OF COWS MILKED	COWS MILKED				MILK PRODUCED (GALLONS)		DAIRY PRODUCTS SOLD, 1939						BUTTER CHURNED ON FARMS, 1939		COWS KEPT MAINLY FOR MILK PRODUCTION, APR. 1, 1940	
	Farms reporting		Number					Whole milk sold		Cream sold		Butter sold				
	1939	1929	1939	1929	1939	1929	Farms reporting	Farms reporting	Gallons	Farms reporting	Pounds of butterfat	Farms reporting	Pounds	Farms reporting	Pounds	Farms reporting	Number
TEXAS—Contd.																
Reagan																
Total	70	54	189	284	71,975	106,830	8	4	19,525	———	———	4	210	53	7,433	69	205
None	xxx	xxx	xxx	xxx	xxx	xxx	xxx	xxx	xxx	xxx	xxx	xxx	xxx	xxx	xxx	———	———
1 cow	17	29	17	52	8,385	19,638	1	———	———	———	———	1	70	11	806	16	19
2 cows	28		56		22,800		4	1	1,200	———	———	3	140	23	2,805	28	61
3 cows	11		33		11,250		2	2	3,325	———	———	———	———	9	1,292	11	34
4 cows	7	25	28	232	6,520	87,192	———	———	———	———	———	———	———	6	1,380	7	28
5 cows and over	7		55		25,020		1	1	15,000	———	———	———	———	4	1,150	7	63
Real																	
Total	280	207	624	384	249,652	177,708	59	12	9,203	6	944	53	3,536	222	24,811	273	672
None	xxx	xxx	xxx	xxx	xxx	xxx	xxx	xxx	xxx	xxx	xxx	xxx	xxx	xxx	xxx	3	5
1 cow	92	170	92	242	49,755	126,007	13	2	200	———	———	11	651	65	5,611	85	114
2 cows	105		210		82,297		15	2	400	2	176	14	833	84	8,758	103	245
3 cows	49		147		53,961		17	4	3,103	———	———	15	1,113	41	5,492	48	139
4 cows	21	37	84	142	29,870	51,701	6	1	1,000	1	400	5	180	20	2,828	21	82
5 to 9 cows	10		58		20,284		7	2	800	2	280	7	684	9	1,706	10	56
10 to 14 cows	3	———	33	———	13,505	———	1	1	3,700	1	88	1	75	3	416	3	31
Red River																	
Total	3,024	3,386	6,819	6,089	2,547,426	2,828,056	780	134	166,645	417	178,467	306	44,630	2,854	489,003	3,018	8,246
None	xxx	xxx	xxx	xxx	xxx	xxx	xxx	xxx	xxx	xxx	xxx	xxx	xxx	xxx	xxx	78	171
1 cow	1,331	2,864	1,331	3,764	622,090	1,843,565	166	32	5,008	60	7,071	92	8,370	1,259	168,404	1,271	1,741
2 cows	934		1,868		678,674		204	24	5,700	96	50,873	107	11,834	905	167,601	917	2,338
3 cows	324		972		323,470		107	14	6,980	64	11,188	41	6,330	300	61,209	322	1,068
4 cows	182	499	728	1,979	237,353	818,401	102	21	20,010	62	17,131	25	7,488	165	38,619	181	816
5 to 9 cows	209		1,245		426,562		157	28	52,940	105	49,957	38	8,638	188	44,705	205	1,352
10 to 14 cows	28	19	328	237	95,338	115,590	28	9	21,975	20	17,403	1	550	22	4,351	28	346
15 to 19 cows	6		100		44,655		6	1	3,200	5	9,649	———	———	6	1,449	6	107
20 cows and over	10	4	247	109	119,284	50,500	10	5	50,832	5	15,195	2	1,420	9	2,665	10	307
Reeves																	
Total	155	110	498	312	288,146	172,860	48	38	113,730	4	2,063	35	14,651	101	29,808	163	568
None	xxx	xxx	xxx	xxx	xxx	xxx	xxx	xxx	xxx	xxx	xxx	xxx	xxx	xxx	xxx	12	15
1 cow	66	84	66	117	42,658	61,055	13	7	1,713	———	———	11	718	30	4,617	65	75
2 cows	51		102		46,806		10	9	3,493	———	———	7	818	40	7,073	48	102
3 cows	14		42		21,990		6	5	3,092	———	———	6	749	12	3,157	14	51
4 cows	7	20	28	97	11,665	51,530	2	1	30	———	———	1	800	6	1,564	7	32
5 to 9 cows	6		35		23,462		6	6	8,112	———	———	2	475	5	1,464	6	45
10 to 14 cows	4	4	46	52	35,490	42,500	4	4	27,620	1	272	2	1,575	2	1,825	4	34
15 to 19 cows	2		34		18,500		2	2	14,800	2	1,061	1	600	1	600	2	24
20 cows and over	5	2	145	46	87,575	17,775	5	4	54,870	1	730	5	8,916	5	9,508	5	190
Refugio																	
Total	346	283	1,302	891	453,858	324,918	113	20	96,657	43	27,072	70	18,229	272	43,487	326	1,472
None	xxx	xxx	xxx	xxx	xxx	xxx	xxx	xxx	xxx	xxx	xxx	xxx	xxx	xxx	xxx	9	19
1 cow	96	155	96	226	34,772	89,980	7	———	———	2	450	5	121	70	4,102	87	131
2 cows	78		156		51,094		9	1	52	1	300	8	501	57	5,765	70	190
3 cows	45		135		41,490		18	2	225	6	1,390	14	1,430	38	5,418	39	156
4 cows	40	121	160	546	55,418	184,428	20	3	2,881	9	3,466	9	2,207	35	6,530	38	204
5 to 9 cows	64		391		97,544		37	5	5,476	15	7,373	25	5,705	55	11,813	62	405
10 to 14 cows	18	5	202	59	78,365	26,930	17	5	5,223	9	8,093	9	8,265	15	9,745	16	201
15 to 19 cows	2		31		16,425		2	1	5,000	1	6,000	———	———	1	104	2	31
20 to 29 cows	———	1	———	20	———	4,380	———	———	———	———	———	———	———	———	———	———	———
30 cows and over	3	1	131	40	78,750	19,200	3	3	77,800	———	———	———	———	1	10	3	135
Roberts																	
Total	114	100	464	386	193,441	189,981	66	11	57,502	44	14,311	23	1,818	109	14,624	113	492
None	xxx	xxx	xxx	xxx	xxx	xxx	xxx	xxx	xxx	xxx	xxx	xxx	xxx	xxx	xxx	1	6
1 cow	21	43	21	69	12,109	28,650	4	———	———	1	40	3	130	20	2,174	20	25
2 cows	34		68		27,916		17	1	108	8	1,386	12	862	34	3,844	33	80
3 cows	15		45		19,825		9	1	52	8	1,669	4	565	15	2,600	15	49
4 cows	13	52	52	253	17,996	128,745	10	1	216	9	2,561	1	40	13	1,848	13	54
5 to 9 cows	22		133		40,615		17	2	3,376	15	5,953	3	221	22	3,302	22	128
10 cows and over	9	5	145	64	74,980	32,586	9	6	53,750	3	2,702	———	———	5	856	9	150
Robertson																	
Total	1,897	2,012	4,416	4,607	1,248,771	1,334,180	199	32	75,541	112	27,997	89	25,325	1,655	184,411	1,868	5,689
None	xxx	xxx	xxx	xxx	xxx	xxx	xxx	xxx	xxx	xxx	xxx	xxx	xxx	xxx	xxx	54	175
1 cow	672	1,457	672	2,108	221,155	671,460	20	8	432	3	250	14	690	545	35,738	617	911
2 cows	701		1,402		390,157		39	4	909	21	2,272	20	1,326	631	62,487	685	1,788
3 cows	255		765		188,879		41	6	1,190	20	2,931	22	2,230	238	30,316	249	974
4 cows	140	540	560	2,167	125,173	551,670	29	1	35	20	3,112	10	804	126	17,870	137	709
5 to 9 cows	112		636		168,292		54	6	7,535	40	12,694	16	4,825	99	19,868	109	706
10 to 14 cows	13	13	141	137	45,645	50,300	12	4	8,140	7	3,405	4	2,550	12	4,420	13	139
15 to 19 cows	———		———		———		———	———	———	———	———	———	———	———	———	———	———
20 cows and over	4	2	240	200	109,470	60,750	4	3	57,300	1	3,333	3	12,900	4	13,712	4	287

TABLE 19.—COWS MILKED AND MILK PRODUCED, 1939 AND 1929; DAIRY PRODUCTS SOLD AND BUTTER CHURNED, 1939; AND COWS KEPT FOR MILK APR. 1, 1940; BY NUMBER OF COWS MILKED, BY COUNTIES—Continued

(For explanation and definitions, see text)

STATE OR COUNTY AND NUMBER OF COWS MILKED	COWS MILKED				MILK PRODUCED (GALLONS)		DAIRY PRODUCTS SOLD, 1939						BUTTER CHURNED ON FARMS, 1939		COWS KEPT MAINLY FOR MILK PRODUCTION, APR. 1, 1940	
	Farms reporting		Number					Whole milk sold		Cream sold		Butter sold				
	1939	1929	1939	1929	1939	1929	Farms reporting	Farms reporting	Gallons	Farms reporting	Pounds of butterfat	Farms reporting	Pounds	Farms reporting	Pounds	Farms reporting	Number
TEXAS—Contd.																	
Rockwall																	
Total	520	559	1,045	994	535,605	492,305	242	24	33,347	76	23,990	173	26,084	482	103,272	516	1,202
None	xxx	xxx	xxx	xxx	xxx	xxx	xxx	xxx	xxx	xxx	xxx	xxx	xxx	xxx	xxx	17	29
1 cow	268	472	268	596	164,537	312,720	83	5	1,090	11	788	73	6,552	248	41,861	256	341
2 cows	143		286		150,227		80	8	2,180	30	5,529	54	7,372	135	31,619	137	311
3 cows	61		183		81,580		41	3	470	13	3,817	27	6,841	56	16,288	60	204
4 cows	21	84	84	343	37,622	156,285	15	2	1,732	7	1,679	11	1,930	20	6,368	21	89
5 to 9 cows	22		140		56,559		18	4	6,935	11	6,493	7	3,339	19	6,562	20	119
10 to 14 cows	2		25		11,650		2	-----	----------	2	2,834	1	50	2	502	2	30
15 cows and over	3	3	59	55	33,430	23,300	3	2	20,940	2	2,850	-----	-------	2	72	3	79
Runnels																	
Total	1,918	2,210	6,592	5,914	2,831,638	2,588,223	1,157	138	183,303	909	319,792	202	53,039	1,769	253,415	1,933	7,416
None	xxx	xxx	xxx	xxx	xxx	xxx	xxx	xxx	xxx	xxx	xxx	xxx	xxx	xxx	xxx	34	82
1 cow	263	1,359	263	2,076	147,935	1,005,328	62	7	789	40	5,699	20	2,105	223	22,437	251	320
2 cows	544		1,088		494,525		249	20	2,919	200	38,847	49	5,187	503	59,178	542	1,316
3 cows	417		1,251		539,316		263	26	6,479	213	61,166	38	7,898	390	50,803	416	1,426
4 cows	279	817	1,116	3,317	445,869	1,381,473	218	18	9,333	175	56,706	38	10,071	270	42,460	278	1,178
5 to 9 cows	367		2,195		914,023		318	53	51,326	248	127,938	54	25,238	344	69,490	364	2,362
10 to 14 cows	38		416		161,637		37	8	29,465	28	18,756	3	2,540	33	7,728	38	419
15 to 19 cows	5	28	82	328	42,733	107,155	5	3	29,542	2	4,196	-----	-------	3	919	5	84
20 to 29 cows	2	3	48	75	19,600	35,292	2	-----	----------	2	5,452	-----	-------	2	300	2	48
30 cows and over	3	3	133	118	66,000	58,975	3	3	53,450	1	1,032	-----	-------	1	100	3	181
Rusk																	
Total	3,460	4,116	8,609	8,758	2,710,071	2,956,898	564	159	286,908	99	29,966	419	82,008	3,106	525,760	3,433	10,349
None	xxx	xxx	xxx	xxx	xxx	xxx	xxx	xxx	xxx	xxx	xxx	xxx	xxx	xxx	xxx	96	209
1 cow	1,220	3,054	1,220	4,358	442,224	1,562,520	42	6	467	4	374	36	2,690	1,099	103,427	1,147	1,759
2 cows	1,155		2,310		738,705		131	19	4,631	8	532	121	12,384	1,056	171,830	1,123	2,704
3 cows	481		1,443		410,848		114	24	7,350	13	2,358	100	9,919	441	89,740	473	1,654
4 cows	254	1,033	1,016	4,021	274,990	1,262,434	84	20	10,630	18	4,319	55	10,887	231	60,147	251	1,187
5 to 9 cows	291		1,711		458,640		144	53	46,210	38	13,672	88	24,570	236	72,314	284	1,847
10 to 14 cows	38		422		133,100		29	18	63,670	11	3,536	10	4,865	28	9,312	38	484
15 to 19 cows	10	26	159	296	75,692	94,534	9	8	38,775	2	1,225	4	4,015	8	5,770	10	176
20 to 29 cows	8	2	183	47	90,172	12,410	8	8	76,275	3	3,000	3	203	5	520	8	192
30 cows and over	3	1	145	36	85,700	25,000	3	3	38,900	2	950	2	12,475	2	12,700	3	137
Sabine																	
Total	1,259	1,028	2,646	2,468	879,277	558,220	181	58	16,838	6	525	153	18,430	1,144	173,751	1,250	3,608
None	xxx	xxx	xxx	xxx	xxx	xxx	xxx	xxx	xxx	xxx	xxx	xxx	xxx	xxx	xxx	33	62
1 cow	516	663	516	953	228,300	269,065	51	26	3,217	1	40	40	2,718	440	42,073	495	770
2 cows	408		816		280,653		59	17	5,712	1	60	51	6,102	380	55,872	393	1,092
3 cows	177		531		162,369		29	6	1,987	1	60	26	3,275	171	34,456	173	686
4 cows	77	365	308	1,515	85,260	289,155	15	4	2,450	------	----------	14	2,279	75	17,282	77	402
5 cows and over	81		475		122,695		27	5	3,472	3	365	22	4,056	78	24,068	81	596
San Augustine																	
Total	1,763	1,300	3,545	3,123	1,208,491	784,554	310	125	46,445	15	4,978	237	39,403	1,576	263,139	1,700	4,858
None	xxx	xxx	xxx	xxx	xxx	xxx	xxx	xxx	xxx	xxx	xxx	xxx	xxx	xxx	xxx	49	114
1 cow	771	868	771	1,293	351,659	393,373	115	47	8,864	5	153	87	10,301	674	79,199	697	1,090
2 cows	585		1,170		397,567		92	41	11,089	1	296	67	11,834	527	85,080	558	1,690
3 cows	223		669		200,942		42	10	4,280	1	600	36	6,045	204	46,840	217	862
4 cows	105	426	420	1,721	113,121	355,456	21	8	3,360	2	700	17	3,076	100	25,993	104	520
5 to 9 cows	71		418		119,237		33	13	8,622	5	2,829	25	6,472	64	22,290	69	501
10 cows and over	8	6	97	109	25,945	35,725	7	6	10,230	1	400	5	1,675	7	3,737	6	81
San Jacinto																	
Total	736	837	1,519	2,187	328,942	416,695	49	15	2,553	3	298	40	4,161	574	58,792	747	2,347
None	xxx	xxx	xxx	xxx	xxx	xxx	xxx	xxx	xxx	xxx	xxx	xxx	xxx	xxx	xxx	101	220
1 cow	326	497	326	749	98,167	167,156	11	3	238	------	----------	9	367	219	15,742	288	571
2 cows	226		452		105,644		22	7	1,900	1	26	17	662	192	19,247	199	629
3 cows	91		273		49,919		5	3	211	------	----------	4	678	79	8,574	74	314
4 cows	45	340	180	1,438	33,405	249,539	4	1	100	2	272	3	254	39	5,829	38	222
5 cows and over	48		288		41,807		7	1	104	------	----------	7	2,200	45	9,400	47	391
San Patricio																	
Total	851	771	3,101	2,302	1,486,227	969,189	351	86	311,353	116	108,168	218	45,877	646	108,923	840	3,612
None	xxx	xxx	xxx	xxx	xxx	xxx	xxx	xxx	xxx	xxx	xxx	xxx	xxx	xxx	xxx	19	77
1 cow	265	537	265	755	145,061	336,890	41	9	2,130	5	485	32	3,145	186	17,590	250	384
2 cows	246		492		229,563		79	15	4,627	15	2,474	65	7,956	189	25,422	240	615
3 cows	103		309		131,587		51	11	7,540	15	6,248	31	6,295	84	14,004	99	351
4 cows	81	199	324	830	135,199	320,509	47	9	5,907	13	7,198	30	6,072	70	13,581	81	378
5 to 9 cows	110		675		301,485		89	18	19,460	48	39,036	47	14,132	90	22,852	107	751
10 to 14 cows	24	26	280	321	152,175	156,585	24	9	31,732	13	22,129	9	6,870	17	12,984	22	285
15 to 19 cows	10		163		85,525		9	5	24,732	4	12,291	3	1,303	6	1,915	10	161
20 to 29 cows	5	4	118	96	59,757	26,205	5	4	42,525	2	3,250	-----	-------	1	70	5	118
30 to 49 cows	3	2	95	80	65,700	25,550	2	2	39,250	------	----------	-----	-------	1	255	3	97
50 to 74 cows	1	1	60	60	36,000	21,900	1	1	20,075	1	5,470	-----	-------	1	100	1	60
75 cows and over	3	2	320	160	144,175	81,550	3	3	113,375	2	9,587	1	104	1	150	3	335

TABLE 19.—COWS MILKED AND MILK PRODUCED, 1939 AND 1929; DAIRY PRODUCTS SOLD AND BUTTER CHURNED, 1939; AND COWS KEPT FOR MILK APR. 1, 1940; BY NUMBER OF COWS MILKED, BY COUNTIES—Continued

(For explanation and definitions, see text)

STATE OR COUNTY AND NUMBER OF COWS MILKED	COWS MILKED				MILK PRODUCED (GALLONS)		DAIRY PRODUCTS SOLD, 1939							BUTTER CHURNED ON FARMS, 1939		COWS KEPT MAINLY FOR MILK PRODUCTION, APR. 1, 1940	
	Farms reporting		Number					Whole milk sold		Cream sold		Butter sold					
	1939	1929	1939	1929	1939	1929	Farms reporting	Farms reporting	Gallons	Farms reporting	Pounds of butterfat	Farms reporting	Pounds	Farms reporting	Pounds	Farms reporting	Number
TEXAS—Contd.																	
San Saba																	
Total	1,121	1,216	3,519	3,083	1,120,953	1,145,449	283	27	47,979	178	39,222	111	23,324	981	164,374	1,132	4,001
None	xxx	xxx	xxx	xxx	xxx	xxx	xxx	xxx	xxx	xxx	xxx	xxx	xxx	xxx	xxx	39	89
1 cow	221	794	221	1,289	105,094	512,213	17	5	409	5	495	10	517	185	20,769	211	335
2 cows	395		790		285,231		66	5	659	41	5,833	26	2,033	348	47,992	389	1,032
3 cows	206		618		199,252		53	3	723	31	4,126	22	2,330	182	29,433	201	745
4 cows	128	405	512	1,567	143,905	539,826	44	3	216	25	3,618	23	3,046	111	19,851	125	582
5 to 9 cows	148		882		260,842		84	4	6,865	65	20,813	21	5,575	133	30,916	145	926
10 to 14 cows	18	15	194	180	71,979	75,410	15	4	15,120	10	3,687	6	6,438	17	10,170	18	181
15 to 19 cows	2		31		19,000		1	1	10,000	-----	-----	1	365	2	1,525	2	53
20 to 29 cows	3	2	71	47	35,650	18,000	3	2	13,987	1	650	2	3,020	3	3,718	2	58
Schleicher																	
Total	247	240	816	640	309,287	242,945	52	9	25,166	21	4,268	36	4,552	220	37,420	244	917
None	xxx	xxx	xxx	xxx	xxx	xxx	xxx	xxx	xxx	xxx	xxx	xxx	xxx	xxx	xxx	7	14
1 cow	38	137	38	225	22,705	110,518	3	1	46	2	100	2	80	28	3,010	36	46
2 cows	74		148		65,984		8	1	325	1	130	6	513	67	9,279	66	145
3 cows	44		132		49,535		14	2	202	4	889	10	786	41	7,519	44	154
4 cows	48	102	192	390	67,408	128,377	13	2	176	5	1,010	10	2,031	45	9,285	48	205
5 to 9 cows	38		221		63,192		10	1	7	6	827	6	566	36	7,243	38	253
10 to 14 cows	2		20		5,790		1	-----	-----	-----	-----	1	520	2	1,020	2	20
15 to 19 cows	-----		-----		-----		-----	-----	-----	-----	-----	-----	-----	-----	-----	-----	-----
20 to 29 cows	3	1	65	25	34,675	4,050	3	2	24,410	3	1,312	1	56	1	64	3	80
Scurry																	
Total	1,286	1,376	4,706	3,930	2,200,974	1,765,302	816	46	71,629	745	315,028	64	22,893	1,174	187,068	1,302	5,673
None	xxx	xxx	xxx	xxx	xxx	xxx	xxx	xxx	xxx	xxx	xxx	xxx	xxx	xxx	xxx	57	190
1 cow	228	809	228	1,253	144,645	656,800	43	9	1,849	28	2,753	11	1,015	188	25,007	208	467
2 cows	304		608		284,506		142	7	2,459	128	22,275	10	1,228	290	41,030	290	832
3 cows	217		651		295,791		152	9	5,848	139	34,600	9	2,434	206	31,616	215	791
4 cows	183	536	732	2,255	347,466	938,871	145	7	2,236	134	45,798	11	4,385	163	28,573	181	845
5 to 9 cows	310		1,908		867,573		290	7	9,832	278	173,974	20	7,786	286	49,179	307	2,018
10 to 14 cows	34	26	381	292	154,963	116,816	34	3	8,000	31	24,846	1	45	31	4,104	34	358
15 to 19 cows	5		83		41,050		5	2	13,930	4	5,572	1	3,500	5	4,095	5	51
20 to 29 cows	5	4	115	90	64,980	27,265	5	2	27,475	3	5,210	1	2,500	5	3,464	5	121
30 to 49 cows	-----	1	-----	40	-----	25,550	-----	-----	-----	-----	-----	-----	-----	-----	-----	-----	-----
Shackelford																	
Total	414	399	1,270	1,193	545,302	540,995	236	34	55,364	88	35,743	182	32,109	399	73,233	415	1,408
None	xxx	xxx	xxx	xxx	xxx	xxx	xxx	xxx	xxx	xxx	xxx	xxx	xxx	xxx	xxx	9	25
1 cow	90	237	90	371	44,698	160,648	26	3	417	6	444	24	1,676	85	8,491	87	115
2 cows	146		292		125,047		63	5	803	20	3,326	56	6,184	142	18,921	144	348
3 cows	58		174		70,140		41	5	2,377	16	5,957	29	4,152	57	10,349	58	189
4 cows	47	154	188	672	78,625	306,490	38	4	2,820	16	8,635	27	5,241	47	10,795	45	183
5 to 9 cows	59		349		140,306		55	11	14,742	26	13,831	37	11,060	56	18,033	58	380
10 to 14 cows	11	8	127	150	54,428	73,857	10	4	23,475	2	550	7	3,440	10	6,284	11	122
15 cows and over	3		50		32,060		3	2	10,730	2	3,000	2	356	2	460	3	46
Shelby																	
Total	3,714	3,494	8,719	8,163	2,526,441	2,564,817	506	100	67,156	155	30,258	348	42,461	3,548	537,603	3,783	12,307
None	xxx	xxx	xxx	xxx	xxx	xxx	xxx	xxx	xxx	xxx	xxx	xxx	xxx	xxx	xxx	175	416
1 cow	1,262	2,411	1,262	3,632	540,336	1,250,944	94	28	4,825	8	392	71	6,674	1,169	121,718	1,194	1,952
2 cows	1,235		2,470		736,663		137	28	8,703	38	4,054	95	8,048	1,197	163,983	1,202	3,575
3 cows	576		1,728		457,047		97	14	6,396	31	2,743	68	6,571	566	101,505	574	2,367
4 cows	358	1,058	1,432	4,133	341,043	1,162,948	81	13	7,192	32	5,714	54	7,801	345	72,164	356	1,805
5 to 9 cows	262		1,526		342,787		77	10	9,695	37	8,150	47	7,961	252	68,493	261	1,826
10 to 14 cows	14	20	151	244	42,635	79,860	13	2	1,300	6	4,205	9	1,691	14	4,994	14	205
15 to 19 cows	4		60		18,785		4	2	5,845	1	200	3	1,815	4	2,746	4	56
20 cows and over	3	5	90	154	47,145	71,065	3	3	23,200	2	4,800	1	1,900	1	2,000	3	105
Sherman																	
Total	210	190	829	965	392,834	496,116	115	25	32,170	82	57,254	28	4,313	193	28,056	193	890
None	xxx	xxx	xxx	xxx	xxx	xxx	xxx	xxx	xxx	xxx	xxx	xxx	xxx	xxx	xxx	1	15
1 cow	38	66	38	98	23,635	51,882	15	11	2,003	2	170	4	230	32	3,287	26	37
2 cows	59		118		51,915		19	4	1,030	11	2,289	5	421	53	6,111	54	125
3 cows	34		102		50,501		18	2	1,408	13	7,205	6	833	34	5,829	34	106
4 cows	23	98	92	307	43,507	254,247	13	1	500	11	5,576	4	438	22	4,300	22	100
5 to 9 cows	44		284		124,810		39	4	3,685	35	26,519	7	1,520	40	5,827	44	281
10 to 14 cows	9	26	102	360	50,075	189,987	8	1	250	8	10,167	-----	-----	9	1,523	9	117
15 cows and over	5		93		48,391		3	2	23,294	2	5,328	2	871	3	1,179	3	109
Smith																	
Total	3,907	4,377	9,972	9,226	3,889,424	3,358,599	1,054	282	931,338	133	52,612	755	151,212	3,681	715,677	3,984	11,948
None	xxx	xxx	xxx	xxx	xxx	xxx	xxx	xxx	xxx	xxx	xxx	xxx	xxx	xxx	xxx	159	372
1 cow	1,610	3,438	1,610	4,836	707,700	1,827,012	187	24	3,254	5	440	174	14,493	1,519	188,403	1,557	2,166
2 cows	1,252		2,464		874,633		193	37	8,885	18	2,118	262	33,925	1,206	230,951	1,214	2,971
3 cows	449		1,347		440,243		130	16	12,965	22	4,473	129	21,686	427	104,953	444	1,538
4 cows	238	892	952	3,521	317,157	1,211,382	114	29	25,710	23	6,389	74	19,712	222	67,714	234	1,062
5 to 9 cows	299		1,855		649,609		216	97	167,755	52	25,362	97	35,254	258	89,295	298	1,967
10 to 14 cows	27	35	304	400	102,312	146,902	25	12	36,969	8	5,917	11	8,917	20	12,404	26	298
15 to 19 cows	19		325		165,875		19	16	112,540	3	6,483	5	5,525	14	7,863	19	350
20 to 29 cows	14	4	300	93	149,420	29,050	14	13	129,120	2	1,430	2	1,300	9	3,012	14	322
30 to 49 cows	14	6	532	195	295,325	58,325	14	14	286,160	-----	-----	-----	-----	4	426	14	574
50 to 74 cows	5	1	285	65	187,150	36,500	5	4	148,000	-----	-----	1	10,100	2	10,656	5	328
75 to 99 cows	-----	-----	-----	-----	-----	-----	-----	-----	-----	-----	-----	-----	-----	-----	-----	-----	-----
100 to 199 cows	-----	1	-----	116	-----	49,425	-----	-----	-----	-----	-----	-----	-----	-----	-----	-----	-----

TABLE 19.—COWS MILKED AND MILK PRODUCED, 1939 AND 1929; DAIRY PRODUCTS SOLD AND BUTTER CHURNED, 1939; AND COWS KEPT FOR MILK APR. 1, 1940; BY NUMBER OF COWS MILKED, BY COUNTIES—Continued

(For explanation and definitions, see text)

STATE OR COUNTY AND NUMBER OF COWS MILKED	COWS MILKED				MILK PRODUCED (GALLONS)		DAIRY PRODUCTS SOLD, 1939							BUTTER CHURNED ON FARMS, 1939		COWS KEPT MAINLY FOR MILK PRODUCTION, APR. 1, 1940	
	Farms reporting		Number					Whole milk sold		Cream sold		Butter sold					
	1939	1929	1939	1929	1939	1929	Farms reporting	Farms reporting	Gallons	Farms reporting	Pounds of butterfat	Farms reporting	Pounds	Farms reporting	Pounds	Farms reporting	Number
TEXAS—Contd.																	
Somervell																	
Total	411	394	1,232	1,234	402,335	354,096	114	7	21,860	88	33,017	31	9,082	405	49,908	406	1,656
None	xxx	xxx	xxx	xxx	xxx	xxx	xxx	xxx	xxx	xxx	xxx	xxx	xxx	xxx	xxx	10	28
1 cow	145	193	145	295	51,824	98,451	1	—	—	—	—	1	125	143	9,301	134	280
2 cows	98		196		61,021		15	—	—	12	1,556	3	225	97	9,571	97	294
3 cows	46		138		45,549		18	—	—	14	2,914	5	910	46	6,401	44	193
4 cows	43	191	172	828	53,809	224,650	20	2	4,300	14	2,282	7	1,470	42	7,961	43	203
5 to 9 cows	66		405		124,417		47	3	1,930	38	15,986	10	2,067	65	10,945	65	488
10 to 14 cows	10	10	114	111	39,640	30,995	10	—	—	9	9,324	2	1,200	9	2,579	10	92
15 cows and over	3		62		26,075		3	2	15,650	1	975	3	3,085	3	3,150	3	78
Starr																	
Total	653	301	1,298	745	293,350	126,540	39	39	45,569	1	500	1	275	13	1,460	661	1,314
None	xxx	xxx	xxx	xxx	xxx	xxx	xxx	xxx	xxx	xxx	xxx	xxx	xxx	xxx	xxx	12	19
1 cow	340	221	340	301	86,760	46,460	26	26	1,310	—	—	—	—	5	295	340	395
2 cows	209		418		84,889		7	7	641	—	—	—	—	3	275	208	444
3 cows	57		171		30,397		1	1	100	—	—	—	—	2	390	57	179
4 cows	18	67	72	274	15,113	47,130	—	—	—	—	—	—	—	1	50	18	59
5 to 9 cows	23		135		16,991		2	2	2,060	—	—	—	—	1	150	22	76
10 cows and over	6	13	162	170	59,200	32,950	3	3	41,458	1	500	1	275	1	300	4	142
Stephens																	
Total	729	641	2,287	2,607	1,018,234	1,015,428	252	43	196,688	135	66,904	119	42,255	672	129,427	694	3,320
None	xxx	xxx	xxx	xxx	xxx	xxx	xxx	xxx	xxx	xxx	xxx	xxx	xxx	xxx	xxx	4	59
1 cow	236	300	236	476	112,028	181,677	21	3	325	3	301	17	1,489	211	23,955	215	498
2 cows	189		378		145,467		43	5	1,765	18	2,755	24	2,756	180	26,222	182	639
3 cows	111		333		126,184		47	6	3,375	25	8,680	21	2,654	104	17,502	107	389
4 cows	70	307	280	1,416	113,452	488,535	35	4	3,125	20	9,682	17	4,966	66	16,270	66	394
5 to 9 cows	93		564		232,492		76	11	25,298	55	28,175	28	15,570	89	27,805	92	627
10 to 14 cows	19	19	220	233	104,571	78,855	19	5	26,925	10	7,995	7	10,850	15	12,510	18	325
15 to 19 cows	2		33		18,975		2	1	3,780	2	2,400	1	300	2	1,054	2	48
20 cows and over	9	15	243	482	165,065	266,361	9	8	132,095	2	6,920	4	3,670	5	4,129	8	343
Sterling																	
Total	104	100	322	356	138,465	121,505	20	3	9,000	7	2,401	16	2,805	96	15,325	103	523
None	xxx	xxx	xxx	xxx	xxx	xxx	xxx	xxx	xxx	xxx	xxx	xxx	xxx	xxx	xxx	3	8
1 cow	18	49	18	83	12,765	34,990	3	—	—	2	95	1	20	17	2,333	17	40
2 cows	36		72		33,310		6	1	200	1	100	5	525	34	4,550	35	137
3 cows	23		69		25,670		4	—	—	—	—	4	680	25	3,767	22	129
4 cows	13	51	52	273	18,420	86,515	2	—	—	—	—	2	150	12	1,765	12	61
5 cows and over	14		111		48,300		5	2	8,800	4	2,206	4	1,430	10	2,910	14	148
Stonewall																	
Total	650	685	2,538	1,952	866,941	780,730	278	30	55,295	234	80,566	33	6,809	577	76,270	670	2,959
None	xxx	xxx	xxx	xxx	xxx	xxx	xxx	xxx	xxx	xxx	xxx	xxx	xxx	xxx	xxx	37	108
1 cow	99	413	99	650	40,469	284,432	6	—	—	3	235	4	143	79	8,177	92	172
2 cows	170		340		122,720		27	1	200	21	1,871	7	713	147	16,087	165	424
3 cows	105		315		106,542		43	—	—	37	5,530	7	1,207	96	12,593	103	376
4 cows	86	259	344	1,122	115,138	436,233	50	5	2,865	41	11,559	6	1,194	81	12,655	85	399
5 to 9 cows	157		968		304,572		120	15	17,670	109	44,864	6	952	144	19,848	155	1,010
10 to 14 cows	23	11	249	140	82,860	44,165	23	4	6,460	19	14,883	2	600	22	3,294	23	259
15 to 19 cows	7		116		54,140		7	3	14,100	4	1,624	1	2,000	5	2,786	7	103
20 cows and over	3	2	107	40	40,500	15,900	2	2	14,000	—	—	—	—	3	2,850	3	108
Sutton																	
Total	135	30	389	115	139,885	68,230	9	5	10,186	1	2,650	6	398	117	15,887	123	429
None	xxx	xxx	xxx	xxx	xxx	xxx	xxx	xxx	xxx	xxx	xxx	xxx	xxx	xxx	xxx	2	37
1 cow	31	18	31	30	16,125	16,340	1	—	—	—	—	1	104	24	2,479	28	41
2 cows	58		116		41,918		3	2	301	—	—	3	152	50	6,151	49	104
3 cows	22		66		18,395		2	—	—	—	—	2	142	21	2,347	21	81
4 cows	10	11	40	40	11,090	9,890	1	1	30	—	—	—	—	10	1,412	10	40
5 to 9 cows	11		67		27,237		1	1	2,555	—	—	—	—	10	3,074	11	80
10 cows and over	3	1	69	45	25,120	42,000	1	1	7,300	1	2,650	—	—	2	444	2	46
Swisher																	
Total	866	842	4,758	4,086	2,423,972	2,296,618	668	215	397,170	502	395,654	54	9,755	736	85,261	861	4,929
None	xxx	xxx	xxx	xxx	xxx	xxx	xxx	xxx	xxx	xxx	xxx	xxx	xxx	xxx	xxx	21	86
1 cow	147	300	147	440	95,558	281,526	44	26	6,115	14	1,398	14	1,402	127	14,103	136	204
2 cows	108		216		105,467		55	18	9,189	37	7,849	12	1,476	95	11,413	105	240
3 cows	75		225		100,145		58	17	13,811	43	11,365	5	160	69	6,821	71	230
4 cows	85	438	340	2,266	161,726	1,283,451	72	25	33,857	49	19,473	6	1,373	69	7,856	85	361
5 to 9 cows	320		2,128		1,108,664		310	89	165,188	254	198,600	10	2,576	273	29,084	317	2,179
10 to 14 cows	101	94	1,141	1,152	559,074	623,791	101	30	118,495	81	104,759	6	1,168	77	10,277	98	1,079
15 to 19 cows	20		326		178,425		20	8	36,435	15	26,958	—	—	17	2,447	18	278
20 cows and over	10	10	235	228	114,913	107,850	10	2	14,100	9	25,254	1	1,800	9	3,260	10	272

TABLE 19.—COWS MILKED AND MILK PRODUCED, 1939 AND 1929; DAIRY PRODUCTS SOLD AND BUTTER CHURNED, 1939; AND COWS KEPT FOR MILK APR. 1, 1940; BY NUMBER OF COWS MILKED, BY COUNTIES—Continued

(For explanation and definitions, see text)

STATE OR COUNTY AND NUMBER OF COWS MILKED	COWS MILKED				MILK PRODUCED (GALLONS)		DAIRY PRODUCTS SOLD, 1939							BUTTER CHURNED ON FARMS, 1939		COWS KEPT MAINLY FOR MILK PRODUCTION, APR. 1, 1940	
	Farms reporting		Number					Whole milk sold		Cream sold		Butter sold					
	1939	1929	1939	1929	1939	1929	Farms reporting	Farms reporting	Gallons	Farms reporting	Pounds of butterfat	Farms reporting	Pounds	Farms reporting	Pounds	Farms reporting	Number
TEXAS—Contd.																	
Tarrant																	
Total	2,785	2,647	19,561	20,386	11,494,283	10,541,360	1,524	514	7,559,110	521	475,230	694	218,653	2,284	479,805	2,840	22,775
None	xxx	xxx	xxx	xxx	xxx	xxx	xxx	xxx	xxx	xxx	xxx	xxx	xxx	xxx	xxx	152	725
1 cow	1,024	1,376	1,024	1,917	565,533	958,857	252	45	9,635	25	4,747	213	21,267	933	115,073	969	1,445
2 cows	600		1,200		579,256		271	44	18,821	85	21,880	182	26,967	545	93,702	577	1,611
3 cows	271		813		395,647		176	32	19,215	71	23,909	105	25,175	256	55,047	263	942
4 cows	156	744	624	3,540	288,164	1,639,419	125	19	22,985	64	19,925	61	19,662	142	37,304	155	638
5 to 9 cows	345		2,223		1,053,595		315	67	147,988	191	153,720	98	66,796	266	97,693	345	2,356
10 to 14 cows	108	274	1,258	3,603	617,421	1,893,111	106	52	254,404	48	63,897	20	24,344	62	32,885	106	1,277
15 to 19 cows	63		1,040		581,665		63	48	377,124	17	33,806	6	8,316	28	12,044	63	1,074
20 to 29 cows	68	100	1,614	2,313	936,112	1,187,357	68	62	797,235	10	25,894	5	10,876	29	14,883	68	1,624
30 to 49 cows	80	89	2,853	3,134	1,800,589	1,697,416	80	78	1,642,133	6	11,068	3	12,850	29	16,141	79	3,192
50 to 74 cows	30	28	1,743	1,505	1,118,575	845,125	30	29	1,047,805	2	12,025	1	2,400	8	3,523	29	1,977
75 to 99 cows	13	20	1,050	1,746	631,666	897,575	13	13	628,391	—	—	—	—	1	365	13	1,304
100 to 199 cows	20	15	2,437	1,978	1,571,782	952,500	20	20	1,414,425	1	40,005	—	—	5	1,145	20	2,880
200 cows and over	5	3	1,682	750	1,374,500	470,000	5	5	1,180,969	1	64,354	—	—	—	—	5	1,730
Taylor																	
Total	1,648	1,955	7,353	6,725	3,400,727	3,081,600	1,057	228	842,213	649	293,523	322	109,102	1,494	294,099	1,679	8,432
None	xxx	xxx	xxx	xxx	xxx	xxx	xxx	xxx	xxx	xxx	xxx	xxx	xxx	xxx	xxx	62	185
1 cow	288	1,196	288	1,827	165,845	858,256	75	15	2,578	26	1,952	42	4,116	250	26,091	270	478
2 cows	363		726		320,493		165	22	6,568	103	15,756	56	7,010	340	48,297	359	986
3 cows	265		795		369,134		190	31	17,086	120	30,267	58	12,455	245	42,886	263	952
4 cows	223	689	892	2,892	376,165	1,120,587	181	27	18,259	127	40,934	46	12,688	214	39,499	220	959
5 to 9 cows	416		2,554		1,082,254		358	93	129,636	229	121,196	103	49,956	376	101,432	412	2,620
10 to 14 cows	52	37	581	469	240,521	285,871	48	14	63,650	31	21,740	9	10,261	46	20,352	52	562
15 to 19 cows	17		275		116,995		16	5	34,150	10	12,190	7	12,556	15	14,525	17	277
20 to 29 cows	9	9	201	229	103,850	97,300	9	8	85,850	1	2,000	—	—	2	157	9	219
30 to 49 cows	6	14	206	520	118,616	305,195	6	6	115,109	—	—	—	—	4	750	6	223
50 to 74 cows	3	6	170	358	110,500	205,301	3	2	71,200	1	15,600	—	—	1	50	3	138
75 to 99 cows	2	—	151	—	99,190	—	2	2	96,163	—	—	1	60	1	60	2	261
100 to 199 cows	4	4	514	430	297,164	209,090	4	3	201,964	1	31,888	—	—	—	—	4	572
Terrell																	
Total	107	107	300	357	132,564	111,801	4	3	19,197	2	2,352	2	110	91	10,526	103	312
None	xxx	xxx	xxx	xxx	xxx	xxx	xxx	xxx	xxx	xxx	xxx	xxx	xxx	xxx	xxx	—	—
1 cow	29	72	29	109	16,450	44,939	—	—	—	—	—	—	—	24	2,219	25	28
2 cows	37		74		38,372		1	—	—	—	—	1	50	30	3,674	37	78
3 cows	20		60		24,917		1	1	52	—	—	—	—	19	2,400	20	67
4 cows	10	35	40	248	11,675	66,862	—	—	—	—	—	—	—	9	1,007	10	40
5 cows and over	11		97		41,150		2	2	19,145	2	2,852	1	60	9	1,226	11	99
Terry																	
Total	1,183	1,145	4,559	3,577	2,274,141	1,700,578	812	71	97,746	734	364,671	70	19,288	1,035	140,422	1,191	5,351
None	xxx	xxx	xxx	xxx	xxx	xxx	xxx	xxx	xxx	xxx	xxx	xxx	xxx	xxx	xxx	35	85
1 cow	197	609	197	899	112,875	444,663	34	12	3,575	16	2,045	12	1,100	165	15,740	182	290
2 cows	264		528		260,880		149	7	5,500	154	28,527	18	1,714	251	27,610	259	688
3 cows	197		591		299,237		151	11	5,733	140	45,819	10	1,391	175	21,487	195	718
4 cows	166	503	664	2,241	323,079	1,063,612	138	9	4,295	128	50,602	9	2,308	146	19,299	164	817
5 to 9 cows	303		1,864		914,600		285	21	27,765	268	170,199	20	10,975	271	47,290	300	1,999
10 to 14 cows	41	30	452	370	219,990	156,103	40	7	25,400	34	43,573	1	1,800	34	6,891	41	447
15 to 19 cows	11		171		88,160		11	3	13,278	10	14,786	—	—	9	1,256	11	218
20 to 29 cows	4	3	92	67	55,320	36,200	4	1	14,400	4	9,320	—	—	4	869	4	89
Throckmorton																	
Total	483	556	1,571	1,539	634,834	606,961	224	13	10,809	141	97,491	96	9,875	425	57,938	478	1,742
None	xxx	xxx	xxx	xxx	xxx	xxx	xxx	xxx	xxx	xxx	xxx	xxx	xxx	xxx	xxx	14	32
1 cow	103	315	103	468	52,959	217,204	20	2	880	4	562	14	1,083	84	8,420	96	149
2 cows	137		274		111,345		46	3	571	17	4,234	29	2,260	122	15,711	132	340
3 cows	86		258		93,570		44	2	357	27	9,775	19	2,332	77	11,323	84	244
4 cows	63	232	252	952	87,312	332,857	41	—	—	31	11,234	17	1,003	56	7,198	62	266
5 to 9 cows	80		490		192,151		59	5	8,951	49	39,964	15	2,652	73	13,321	76	477
10 to 14 cows	11	9	121	119	54,837	56,900	11	1	50	10	19,616	1	25	10	1,051	11	140
15 cows and over	3		73		42,660		3	—	—	3	12,108	1	520	3	914	3	94
Titus																	
Total	1,827	1,729	5,688	3,972	2,258,796	1,625,329	765	655	988,459	29	18,154	199	27,071	1,469	211,503	1,840	6,740
None	xxx	xxx	xxx	xxx	xxx	xxx	xxx	xxx	xxx	xxx	xxx	xxx	xxx	xxx	xxx	55	172
1 cow	555	1,222	555	1,821	259,290	775,237	32	16	4,917	—	—	21	1,677	394	41,572	533	765
2 cows	531		1,062		395,713		167	122	60,886	5	834	56	5,938	450	65,820	521	1,230
3 cows	228		684		243,246		116	94	72,344	4	518	32	4,651	192	32,910	220	796
4 cows	164	493	656	1,981	270,003	754,812	126	116	143,262	4	2,425	27	3,975	131	23,115	163	751
5 to 9 cows	281		1,748		667,362		257	243	397,023	12	6,016	51	7,026	246	36,761	280	1,867
10 to 14 cows	47	13	530	157	222,347	69,190	47	45	169,961	2	1,240	7	3,115	38	8,389	47	631
15 to 19 cows	9		145		54,925		8	8	46,032	—	—	—	—	9	1,045	9	179
20 to 29 cows	9	—	183	—	83,010	—	9	9	54,925	—	—	3	279	7	1,131	9	225
30 cows and over	3	1	125	33	62,900	24,090	3	2	39,109	2	7,121	2	410	2	760	3	128

TABLE 19.—COWS MILKED AND MILK PRODUCED, 1939 AND 1929; DAIRY PRODUCTS SOLD AND BUTTER CHURNED, 1939; AND COWS KEPT FOR MILK APR. 1, 1940; BY NUMBER OF COWS MILKED, BY COUNTIES—Continued

(For explanation and definitions, see text)

STATE OR COUNTY AND NUMBER OF COWS MILKED	COWS MILKED				MILK PRODUCED (GALLONS)		DAIRY PRODUCTS SOLD, 1939							BUTTER CHURNED ON FARMS, 1939		COWS KEPT MAINLY FOR MILK PRODUCTION, APR. 1, 1940	
	Farms reporting		Number					Whole milk sold		Cream sold		Butter sold					
	1939	1929	1939	1929	1939	1929	Farms reporting	Farms reporting	Gallons	Farms reporting	Pounds of butterfat	Farms reporting	Pounds	Farms reporting	Pounds	Farms reporting	Number
TEXAS—Contd.																	
Tom Green																	
Total	1,137	943	5,271	4,593	2,461,664	2,288,417	618	100	914,797	260	119,301	323	110,085	988	210,317	1,190	6,344
None	xxx	xxx	xxx	xxx	xxx	xxx	xxx	xxx	xxx	xxx	xxx	xxx	xxx	xxx	xxx	75	204
1 cow	269	431	269	668	148,248	292,427	58	14	2,949	7	487	47	3,864	214	22,481	255	470
2 cows	281		562		241,364		110	12	2,925	45	9,517	63	8,795	258	33,543	278	753
3 cows	172		516		205,531		100	4	2,445	44	11,399	61	12,278	162	29,552	172	618
4 cows	142	430	568	1,913	235,370	815,198	109	8	5,308	64	26,571	47	14,015	128	27,166	141	676
5 to 9 cows	198		1,191		519,940		167	12	26,907	82	52,190	90	55,380	183	76,373	195	1,239
10 to 14 cows	22	38	260	489	107,464	237,645	21	6	34,573	8	6,135	10	8,985	17	11,481	22	266
15 to 19 cows	14		228		126,696		14	8	72,355	7	8,860	2	2,770	10	3,837	14	254
20 to 29 cows	22	19	510	418	259,255	314,660	22	19	214,861	2	3,570	2	3,000	8	4,196	22	495
30 to 49 cows	10	17	371	604	192,182	299,425	10	10	183,105	1	572	———	———	5	482	9	424
50 to 74 cows	4	6	216	321	115,840	181,930	4	4	113,420	———	———	———	———	2	206	4	190
75 cows and over	3	2	580	180	309,774	147,132	3	3	255,949	———	———	1	1,000	1	1,000	3	755
Travis																	
Total	2,038	2,156	11,493	9,297	5,223,833	4,330,744	1,112	357	2,778,424	192	115,552	624	269,216	1,512	422,698	2,101	13,574
None	xxx	xxx	xxx	xxx	xxx	xxx	xxx	xxx	xxx	xxx	xxx	xxx	xxx	xxx	xxx	116	518
1 cow	483	1,204	483	1,754	213,120	733,718	63	10	2,948	5	475	51	4,379	302	28,796	455	744
2 cows	476		952		383,412		171	26	13,555	29	3,870	121	18,569	391	58,713	466	1,263
3 cows	252		756		296,593		152	32	21,010	31	8,807	97	20,320	213	43,392	247	860
4 cows	205	788	820	3,512	319,552	1,494,155	147	33	41,341	28	8,033	92	34,528	174	53,902	203	941
5 to 9 cows	378		2,305		914,935		339	83	157,063	73	40,798	204	125,083	314	156,428	374	2,509
10 to 14 cows	89	87	993	1,076	400,383	499,980	86	35	120,209	14	16,202	47	48,241	68	56,067	89	1,044
15 to 19 cows	33		537		204,165		32	20	113,020	5	8,565	9	13,296	18	16,340	31	541
20 to 29 cows	36	26	849	615	395,724	260,746	36	33	354,104	2	7,008	1	2,400	7	3,318	35	967
30 to 49 cows	65	34	2,330	1,260	1,287,883	728,418	65	64	1,199,548	2	2,730	2	2,400	19	4,969	64	2,563
50 to 74 cows	14	15	774	860	450,602	520,220	14	14	434,877	1	3,000	———	———	4	517	14	841
75 to 99 cows	4	1	304	85	173,509	38,782	4	4	170,879	1	64	———	———	2	256	4	328
100 to 199 cows	3	1	390	135	183,955	54,725	3	3	149,870	1	16,000	———	———	———	———	3	455
Trinity																	
Total	1,224	1,168	2,333	2,547	852,730	867,498	96	50	64,080	8	3,674	72	10,840	997	144,441	1,194	2,789
None	xxx	xxx	xxx	xxx	xxx	xxx	xxx	xxx	xxx	xxx	xxx	xxx	xxx	xxx	xxx	24	43
1 cow	582	837	582	1,235	268,001	507,984	21	7	1,299	1	334	19	1,623	473	47,126	544	760
2 cows	436		872		313,337		32	16	4,834	1	40	24	2,455	361	56,308	425	1,034
3 cows	112		336		100,284		13	6	1,507	———	———	9	612	95	18,571	107	355
4 cows	45	325	180	1,244	48,928	338,514	11	8	5,543	1	60	8	1,405	36	8,904	45	210
5 to 9 cows	42		250		58,875		12	6	9,005	3	780	8	2,845	27	9,952	42	283
10 to 14 cows	3	6	33	68	16,450	21,000	3	3	11,575	———	———	2	520	2	1,530	3	33
15 to 19 cows	1		15		9,855		1	1	7,825	———	———	———	———	1	250	1	25
20 to 29 cows	3	———	65	———	37,000	———	3	3	22,492	2	2,480	2	1,380	2	1,800	3	46
Tyler																	
Total	1,159	760	2,012	1,714	741,529	490,099	165	72	44,990	7	650	142	15,712	794	119,402	1,145	2,652
None	xxx	xxx	xxx	xxx	xxx	xxx	xxx	xxx	xxx	xxx	xxx	xxx	xxx	xxx	xxx	44	71
1 cow	624	536	624	811	311,563	280,483	50	21	4,710	2	260	39	3,330	382	47,176	580	934
2 cows	357		714		241,878		56	20	4,635	1	20	52	5,968	262	41,162	347	942
3 cows	107		321		89,589		29	12	3,362	1	25	26	3,598	93	18,116	105	364
4 cows	36	224	144	903	36,680	209,616	14	6	3,736	———	———	13	984	28	5,441	35	163
5 cows and over	35		209		61,819		16	13	28,547	3	345	12	1,832	29	7,507	34	178
Upshur																	
Total	2,736	2,771	7,240	5,826	2,691,680	2,021,369	765	419	803,492	111	33,349	342	76,875	2,363	422,446	2,712	9,127
None	xxx	xxx	xxx	xxx	xxx	xxx	xxx	xxx	xxx	xxx	xxx	xxx	xxx	xxx	xxx	75	209
1 cow	972	2,075	972	3,014	402,421	1,110,315	50	7	1,880	3	530	43	3,333	878	96,018	906	1,335
2 cows	873		1,746		609,093		180	66	30,985	16	2,474	121	13,071	791	139,462	851	2,433
3 cows	373		1,119		367,367		152	89	63,584	22	3,807	60	8,531	322	63,971	369	1,401
4 cows	244	682	976	2,650	303,602	859,692	150	92	70,669	24	6,647	51	10,665	189	46,146	242	1,106
5 to 9 cows	220		1,338		451,525		179	117	173,974	38	17,107	43	20,187	151	49,299	216	1,495
10 to 14 cows	23	14	247	162	95,687	51,362	23	17	67,373	4	1,282	5	3,046	14	5,166	23	258
15 to 19 cows	10		166		92,890		10	10	74,200	1	162	7	5,812	8	7,649	10	178
20 to 29 cows	12	———	277	———	177,800	———	12	12	157,132	———	———	7	3,850	7	5,355	12	329
30 to 49 cows	8	———	218	———	107,800	———	6	6	89,275	1	1,000	3	6,000	3	6,800	8	270
50 to 74 cows	3	———	181	———	83,495	———	3	3	74,420	2	340	2	2,380	2	2,580	2	115
Upton																	
Total	67	23	211	182	114,427	96,455	18	13	41,725	———	———	9	1,282	58	8,142	66	211
None	xxx	xxx	xxx	xxx	xxx	xxx	xxx	xxx	xxx	xxx	xxx	xxx	xxx	xxx	xxx	1	2
1 cow	26	15	26	21	19,902	9,525	6	4	604	———	———	2	312	23	2,590	24	28
2 cows	22		44		23,518		4	2	635	———	———	3	364	20	2,412	22	45
3 cows	7		21		9,540		1	1	274	———	———	1	156	7	1,396	7	20
4 cows	3	4	12	16	5,475	6,165	1	1	150	———	———	1	200	3	568	3	9
5 to 9 cows	5		31		17,302		3	2	7,412	———	———	2	250	3	876	5	32
10 to 14 cows	1	———	10	———	7,300	———	1	1	3,650	———	———	———	———	———	———	1	8
15 to 19 cows	———		———		———		———	———	———	———	———	———	———	———	———	———	———
20 to 29 cows	3	1	67	20	31,390	9,870	2	2	29,000	———	———	———	———	2	302	3	67
30 to 49 cows	———	2	———	65	———	35,395	———	———	———	———	———	———	———	———	———	———	———
50 to 74 cows	———	1	———	60	———	35,500	———	———	———	———	———	———	———	———	———	———	———

TABLE 19.—COWS MILKED AND MILK PRODUCED, 1939 AND 1929; DAIRY PRODUCTS SOLD AND BUTTER CHURNED, 1939; AND COWS KEPT FOR MILK APR. 1, 1940; BY NUMBER OF COWS MILKED, BY COUNTIES—Continued

(For explanation and definitions, see text)

STATE OR COUNTY, AND NUMBER OF COWS MILKED	COWS MILKED				MILK PRODUCED (GALLONS)		DAIRY PRODUCTS SOLD, 1939							BUTTER CHURNED ON FARMS, 1939		COWS KEPT MAINLY FOR MILK PRODUCTION, APR. 1, 1940	
	Farms reporting		Number					Whole milk sold		Cream sold		Butter sold					
	1939	1929	1939	1929	1939	1929	Farms reporting	Farms reporting	Gallons	Farms reporting	Pounds of butterfat	Farms reporting	Pounds	Farms reporting	Pounds	Farms reporting	Number
TEXAS—Contd.																	
Uvalde																	
Total	654	535	1,657	1,826	792,847	783,864	158	43	111,043	33	14,071	118	18,999	540	84,915	655	2,162
None	xxx	xxx	xxx	xxx	xxx	xxx	xxx	xxx	xxx	xxx	xxx	xxx	xxx	xxx	xxx	26	60
1 cow	221	324	221	470	151,018	218,445	36	11	1,406	4	322	29	2,585	162	17,144	204	330
2 cows	253		466		221,493		36	12	4,311	6	1,320	28	3,237	207	27,730	226	621
3 cows	73		219		100,943		25	8	3,581	2	181	21	2,459	69	12,997	71	272
4 cows	49	181	196	815	76,756	305,227	24	2	316	6	1,902	20	2,746	47	8,422	49	227
5 to 9 cows	50		282		151,657		29	5	5,529	11	6,451	17	4,696	47	13,774	50	332
10 to 14 cows	3	30	32	541	20,700	260,194	3	1	7,200	2	2,055	1	572	3	852	2	45
15 cows and over	5		241		110,500		5	4	89,100	2	1,880	2	2,704	5	4,016	5	275
Val Verde																	
Total	245	115	847	557	423,952	296,319	41	23	188,503	5	5,199	26	3,497	172	19,896	247	1,109
None	xxx	xxx	xxx	xxx	xxx	xxx	xxx	xxx	xxx	xxx	xxx	xxx	xxx	xxx	xxx	3	5
1 cow	103	82	103	119	59,294	53,947	13	5	2,050	——	——	9	680	75	4,891	102	168
2 cows	85		166		82,950		11	4	1,695	——	——	9	1,134	62	7,744	83	271
3 cows	27		81		32,534		5	5	4,930	——	——	4	284	18	2,935	27	104
4 cows	15	25	60	98	24,759	41,102	4	1	1,600	1	320	3	1,034	11	2,644	15	62
5 to 9 cows	11		60		25,975		2	2	7,000	——	——	——	——	3	529	11	70
10 to 14 cows	1	1	12	14	6,205	9,620	1	1	5,475	——	——	——	——	1	208	1	19
15 to 19 cows	1		15		12,150		1	1	2,000	——	——	1	365	1	1,095	1	15
20 to 29 cows	——	1	——	24	——	11,000	——	——	——	——	——	——	——	——	——	——	——
30 to 49 cows	——	3	——	107	——	62,150	——	——	——	——	——	——	——	——	——	——	——
50 cows and over	4	3	350	195	180,125	118,500	4	4	165,755	4	4,879	——	——	1	50	4	395
Van Zandt																	
Total	3,844	4,253	9,594	9,180	4,139,320	3,630,359	1,156	200	298,689	805	220,309	242	35,960	3,482	503,706	3,845	11,748
None	xxx	xxx	xxx	xxx	xxx	xxx	xxx	xxx	xxx	xxx	xxx	xxx	xxx	xxx	xxx	127	302
1 cow	1,247	3,211	1,247	4,689	635,558	1,957,224	113	13	2,332	61	6,595	45	2,659	1,151	118,576	1,167	1,974
2 cows	1,304		2,608		1,117,426		316	27	11,710	221	33,262	87	8,462	1,197	168,447	1,279	3,330
3 cows	574		1,722		681,457		233	27	15,272	177	37,270	43	5,542	526	88,914	562	1,951
4 cows	341	992	1,384	3,818	534,458	1,377,855	192	31	23,954	144	36,196	32	5,578	306	57,529	337	1,478
5 to 9 cows	356		2,026		792,893		263	81	109,668	181	75,396	29	6,689	269	56,659	329	2,146
10 to 14 cows	27	45	305	525	203,330	212,330	26	11	32,125	16	11,183	5	7,020	24	11,916	27	306
15 to 19 cows	9		146		72,598		8	7	52,480	3	1,529	1	10	6	465	9	152
20 cows and over	6	5	178	148	101,600	82,950	5	3	49,150	2	19,100	——	——	3	1,400	6	149
Victoria																	
Total	1,382	1,456	6,342	5,645	2,062,955	1,826,916	556	357	922,057	112	41,848	134	29,513	1,010	122,257	1,323	7,544
None	xxx	xxx	xxx	xxx	xxx	xxx	xxx	xxx	xxx	xxx	xxx	xxx	xxx	xxx	xxx	25	97
1 cow	260	721	260	1,090	107,247	374,775	14	4	810	3	145	8	407	157	9,505	228	420
2 cows	327		654		217,114		46	16	5,468	7	881	28	2,281	255	22,444	308	886
3 cows	206		618		184,405		61	30	20,186	18	2,623	20	2,148	165	16,753	196	764
4 cows	155	618	612	2,873	171,550	905,609	75	44	41,665	17	5,764	18	3,593	129	16,855	142	683
5 to 9 cows	307		1,962		581,198		236	157	243,382	51	22,280	45	12,115	242	37,465	298	2,177
10 to 14 cows	78	102	858	1,239	268,880	435,067	73	57	168,858	11	6,860	10	5,489	55	11,571	75	975
15 to 19 cows	19		314		101,155		19	19	78,005	1	675	2	160	11	1,402	19	335
20 to 29 cows	15	10	324	225	109,078	54,265	15	13	86,313	1	104	1	1,200	9	2,212	15	314
30 to 49 cows	13	4	476	126	187,850	28,400	13	13	157,970	1	1,096	2	2,120	7	4,032	13	653
50 cows and over	4	1	264	92	134,500	28,800	4	4	119,400	2	1,420	——	——	——	——	4	260
Walker																	
Total	1,275	1,350	3,615	3,345	1,277,120	974,000	126	21	291,747	23	7,537	104	47,104	1,154	189,315	1,279	4,298
None	xxx	xxx	xxx	xxx	xxx	xxx	xxx	xxx	xxx	xxx	xxx	xxx	xxx	xxx	xxx	61	126
1 cow	408	923	408	1,309	167,651	369,084	11	——	——	——	——	11	729	545	30,936	382	506
2 cows	442		884		278,454		26	3	1,321	2	507	26	2,862	405	48,164	424	1,054
3 cows	208		624		177,989		26	3	180	3	382	23	3,969	202	32,276	201	710
4 cows	96	406	384	1,652	93,375	438,566	16	1	180	1	18	16	2,429	93	18,515	95	450
5 to 9 cows	99		578		151,022		26	2	212	9	1,540	19	7,078	96	26,307	95	650
10 to 14 cows	7	15	81	157	21,420	48,140	6	1	600	4	2,000	2	800	7	2,175	6	68
15 to 19 cows	6		94		37,115		6	2	11,300	3	1,940	2	2,500	4	3,555	6	67
20 to 29 cows	3	4	80	90	56,930	49,125	3	3	55,990	1	950	3	6,671	3	7,171	3	103
30 to 49 cows	2	4	70	137	39,575	69,085	2	2	39,375	——	——	——	——	——	——	2	70
50 cows and over	4	——	412	——	273,589	——	4	4	202,589	——	——	2	20,066	3	20,216	4	514
Waller																	
Total	970	729	2,545	1,921	799,177	473,696	91	26	71,267	25	9,771	57	9,313	817	83,860	936	2,690
None	xxx	xxx	xxx	xxx	xxx	xxx	xxx	xxx	xxx	xxx	xxx	xxx	xxx	xxx	xxx	38	75
1 cow	351	454	351	627	122,462	161,692	8	2	160	——	——	7	277	281	14,445	317	456
2 cows	359		678		227,071		24	8	1,850	5	765	17	946	294	27,097	317	781
3 cows	129		387		125,984		11	2	980	1	150	9	620	111	15,690	119	394
4 cows	73	289	292	1,202	99,465	246,574	16	3	707	6	1,702	10	1,545	64	10,998	72	320
5 to 9 cows	84		378		112,271		18	3	4,600	7	3,402	10	2,825	59	12,590	60	393
10 to 14 cows	9	6	97	92	36,149	65,430	9	4	8,400	5	3,502	1	200	5	1,580	8	87
15 cows and over	5		162		75,777		5	4	54,570	1	250	3	2,900	3	3,460	5	184
Ward																	
Total	90	94	334	345	192,443	134,358	31	21	110,178	3	1,585	18	2,811	62	10,170	96	598
None	xxx	xxx	xxx	xxx	xxx	xxx	xxx	xxx	xxx	xxx	xxx	xxx	xxx	xxx	xxx	7	11
1 cow	42	60	42	89	25,285	40,798	6	2	175	——	——	5	246	24	1,811	41	52
2 cows	20		40		21,885		8	3	583	——	——	5	650	18	3,046	20	60
3 cows	9		27		12,785		5	2	1,730	——	——	4	875	8	2,598	9	28
4 cows	3	27	12	119	4,360	45,985	1	1	1,057	——	——	1	40	2	310	3	14
5 to 9 cows	7		43		17,115		4	4	12,800	——	——	1	112	6	1,205	7	42
10 to 14 cows	3	4	32	57	18,250	22,320	3	3	11,000	——	——	——	——	1	50	3	36
15 to 19 cows	3		48		35,775		3	3	32,580	1	150	2	888	2	990	3	43
20 to 29 cows	——	2	——	50	——	17,949	——	——	——	——	——	——	——	——	——	——	——
30 to 49 cows	3	1	90	30	56,988	7,308	3	3	50,255	2	1,455	——	——	1	160	3	112

TABLE 19.—COWS MILKED AND MILK PRODUCED, 1939 AND 1929; DAIRY PRODUCTS SOLD AND BUTTER CHURNED, 1939; AND COWS KEPT FOR MILK APR. 1, 1940; BY NUMBER OF COWS MILKED, BY COUNTIES—Continued

(For explanation and definitions, see text)

STATE OR COUNTY AND NUMBER OF COWS MILKED	COWS MILKED				MILK PRODUCED (GALLONS)		DAIRY PRODUCTS SOLD, 1939							BUTTER CHURNED ON FARMS, 1939		COWS KEPT MAINLY FOR MILK PRODUCTION, APR. 1, 1940	
	Farms reporting		Number					Whole milk sold		Cream sold		Butter sold					
	1939	1929	1939	1929	1939	1929	Farms reporting	Farms reporting	Gallons	Farms reporting	Pounds of butterfat	Farms reporting	Pounds	Farms reporting	Pounds	Farms reporting	Number
TEXAS—Cantd.																	
Washington																	
Total	3,180	2,768	8,728	8,587	2,417,135	2,340,132	540	61	136,750	408	93,538	101	31,093	2,478	250,141	3,200	10,672
None	xxx	xxx	xxx	xxx	xxx	xxx	xxx	xxx	xxx	xxx	xxx	xxx	xxx	xxx	xxx	49	137
1 cow	969	1,453	969	2,216	289,880	655,634	20	2	400	9	835	9	884	608	30,457	951	1,512
2 cows	928		1,856		517,269		75	6	1,415	57	7,450	12	1,364	699	51,584	921	2,401
3 cows	488		1,464		385,918		97	8	963	74	9,618	17	2,157	436	41,294	487	1,830
4 cows	345	1,236	1,380	5,389	353,439	1,424,326	108	7	2,359	90	16,850	16	1,351	318	34,221	344	1,557
5 to 9 cows	400		2,392		610,644		197	19	26,562	158	41,017	35	10,592	371	50,734	399	2,556
10 to 14 cows	36	73	399	851	122,370	201,672	29	12	36,044	13	5,784	8	5,865	35	11,447	36	414
15 to 19 cows	6		95		29,215		6	2	7,700	1	500	3	4,780	5	5,409	6	108
20 to 29 cows	8	6	173	131	108,400	58,500	8	5	61,307	6	11,524	1	4,100	6	4,995	7	157
Webb																	
Total	154	135	1,123	1,085	492,504	568,071	34	29	360,503	5	2,380	6	4,478	36	7,928	161	1,424
None	xxx	xxx	xxx	xxx	xxx	xxx	xxx	xxx	xxx	xxx	xxx	xxx	xxx	xxx	xxx	11	28
1 cow	45	82	45	121	12,524	52,996	———	———	———	———	———	———	———	4	120	43	76
2 cows	41		82		25,585		1	1	90	———	———	1	100	10	837	40	107
3 cows	16		48		13,625		3	2	940	———	———	1	50	4	634	15	67
4 cows	11	27	44	124	12,570	53,465	———	———	———	———	———	———	———	6	562	11	47
5 to 9 cows	14		88		31,597		3	———	———	2	580	1	728	8	1,835	14	125
10 to 14 cows	3	10	34	126	14,380	39,310	3	2	6,680	1	800	———	———	———	———	3	37
15 to 19 cows	4		70		32,400		4	4	30,300	1	500	———	———	———	———	4	99
20 to 29 cows	10	3	224	69	93,238	49,925	10	10	76,398	———	———	1	2,500	1	2,500	10	293
30 to 49 cows	6	8	216	298	116,750	144,275	6	6	109,125	1	500	1	500	2	840	6	278
50 cows and over	4	5	272	345	139,835	228,100	4	4	136,970	———	———	1	600	1	600	4	267
Wharton																	
Total	2,757	2,173	8,220	5,260	2,797,454	1,846,902	670	177	662,989	259	91,122	290	52,094	2,293	250,399	2,744	10,200
None	xxx	xxx	xxx	xxx	xxx	xxx	xxx	xxx	xxx	xxx	xxx	xxx	xxx	xxx	xxx	72	216
1 cow	920	1,518	920	2,195	338,342	790,327	42	7	1,093	4	430	36	2,994	733	40,594	869	1,516
2 cows	802		1,604		530,246		118	18	5,896	36	5,664	73	7,503	694	63,548	783	1,980
3 cows	390		1,170		373,249		135	18	11,974	58	10,906	64	9,354	357	45,429	382	1,374
4 cows	256	619	1,024	2,513	292,568	828,226	112	17	14,238	62	15,600	43	7,076	220	33,196	252	1,195
5 to 9 cows	295		1,804		523,012		176	55	93,551	74	29,681	66	18,979	241	53,425	294	2,080
10 to 14 cows	50	29	551	380	182,565	175,309	43	28	98,219	15	13,063	3	298	30	3,961	49	625
15 to 19 cows	17		280		129,787		17	11	81,062	5	9,238	1	800	3	1,176	17	374
20 to 29 cows	11	6	240	142	102,650	34,790	11	9	71,955	1	1,500	2	4,700	7	5,550	11	319
30 cows and over	16	1	627	30	325,035	18,250	16	14	285,001	4	5,040	2	390	8	3,520	15	761
Wheeler																	
Total	1,161	1,355	4,802	4,725	2,305,758	2,106,890	827	41	126,496	791	385,858	53	14,865	1,089	141,301	1,153	5,670
None	xxx	xxx	xxx	xxx	xxx	xxx	xxx	xxx	xxx	xxx	xxx	xxx	xxx	xxx	xxx	31	102
1 cow	195	715	195	1,063	104,901	504,961	35	4	406	30	3,498	5	231	177	16,262	178	345
2 cows	215		430		195,038		125	1	384	118	18,342	13	1,117	202	24,464	209	584
3 cows	184		552		257,458		147	5	387	140	37,075	14	2,066	179	22,139	181	705
4 cows	172	573	688	2,652	307,543	1,131,846	149	5	2,560	145	52,365	7	995	155	20,601	165	793
5 to 9 cows	339		2,125		1,008,266		318	18	28,405	313	205,039	8	3,476	326	45,515	334	2,271
10 to 14 cows	36	55	397	667	186,347	308,333	34	2	5,554	32	37,629	3	380	32	4,996	35	413
15 to 19 cows	14		229		129,980		13	2	22,950	11	26,770	———	———	12	1,849	14	299
20 to 29 cows	3	9	63	208	33,525	72,250	3	2	11,600	1	760	1	800	3	1,100	3	75
30 to 49 cows	3	2	123	70	82,700	52,000	3	2	54,250	1	4,380	2	5,800	3	6,375	3	105
50 to 74 cows	———	1	———	65	———	37,500	———	———	———	———	———	———	———	———	———	———	———
Wichita																	
Total	1,026	1,076	5,261	4,896	2,547,625	2,473,705	645	304	1,258,028	311	162,213	208	53,353	870	152,261	1,034	6,247
None	xxx	xxx	xxx	xxx	xxx	xxx	xxx	xxx	xxx	xxx	xxx	xxx	xxx	xxx	xxx	54	195
1 cow	289	622	289	865	172,176	466,322	83	46	9,942	12	2,332	47	4,009	252	29,931	265	339
2 cows	204		408		191,459		95	32	17,341	40	6,735	47	6,633	187	28,745	194	517
3 cows	110		330		131,925		72	20	13,154	35	11,418	29	4,491	106	17,068	107	373
4 cows	87	339	348	1,642	151,248	698,708	77	33	24,722	53	17,437	24	7,187	77	16,360	84	375
5 to 9 cows	213		1,348		587,916		195	77	121,374	135	83,907	45	18,397	173	59,141	207	1,420
10 to 14 cows	58	71	660	922	309,843	507,529	58	37	164,990	26	25,303	10	7,266	42	12,216	58	781
15 to 19 cows	26		431		188,166		26	23	144,536	5	5,325	3	1,320	14	2,988	26	469
20 to 29 cows	11	21	250	477	118,261	243,040	11	8	82,345	2	5,258	1	3,000	6	3,436	11	269
30 to 49 cows	20	16	675	571	374,631	261,256	20	20	358,124	1	900	2	1,050	11	2,151	20	764
50 cows and over	8	7	522	419	342,000	296,850	8	8	321,500	2	3,600	———	———	2	225	8	725
Wilbarger																	
Total	1,085	1,478	3,823	3,351	1,654,387	1,493,672	680	113	358,044	507	166,834	161	42,839	966	151,100	1,115	4,496
None	xxx	xxx	xxx	xxx	xxx	xxx	xxx	xxx	xxx	xxx	xxx	xxx	xxx	xxx	xxx	47	155
1 cow	241	1,098	241	1,540	120,126	732,381	57	7	1,362	39	4,210	18	1,725	209	23,086	232	330
2 cows	296		592		249,431		149	14	4,593	105	18,475	54	7,618	272	35,119	292	724
3 cows	182		546		221,171		141	7	2,095	121	30,092	24	5,477	160	23,886	180	669
4 cows	120	358	480	1,468	181,630	598,214	100	9	7,630	82	26,104	18	5,364	111	18,196	120	550
5 to 9 cows	197		1,208		473,633		187	44	76,877	137	64,088	40	18,644	177	42,357	197	1,297
10 to 14 cows	30	15	349	185	154,441	84,887	28	15	56,222	17	18,984	6	3,261	25	5,876	29	375
15 to 19 cows	6		97		55,450		6	5	36,360	3	1,257	1	750	6	1,368	6	101
20 cows and over	13	7	312	158	198,505	78,180	12	12	172,905	3	5,664	———	———	8	1,212	12	315

TABLE 19.—COWS MILKED AND MILK PRODUCED, 1939 AND 1929; DAIRY PRODUCTS SOLD AND BUTTER CHURNED, 1939; AND COWS KEPT FOR MILK APR. 1, 1940; BY NUMBER OF COWS MILKED, BY COUNTIES—Continued

(For explanation and definitions, see text)

STATE OR COUNTY AND NUMBER OF COWS MILKED	COWS MILKED				MILK PRODUCED (GALLONS)		DAIRY PRODUCTS SOLD, 1939							BUTTER CHURNED ON FARMS, 1939		COWS KEPT MAINLY FOR MILK PRODUCTION, APR. 1, 1940	
	Farms reporting		Number					Whole milk sold		Cream sold		Butter sold					
	1939	1929	1939	1929	1939	1929	Farms reporting	Farms reporting	Gallons	Farms reporting	Pounds of butterfat	Farms reporting	Pounds	Farms reporting	Pounds	Farms reporting	Number
TEXAS—Contd.																	
Willacy																	
Total	755	344	2,522	1,347	1,089,988	548,797	290	25	125,477	191	126,980	88	15,586	394	58,553	749	3,166
None	xxx	xxx	xxx	xxx	xxx	xxx	xxx	xxx	xxx	xxx	xxx	xxx	xxx	xxx	xxx	8	25
1 cow	270	206	270	284	126,378	117,397	35	1	280	11	1,453	25	1,939	129	14,354	259	367
2 cows	200		400		161,031		50	4	1,410	18	3,377	30	3,417	115	17,051	198	633
3 cows	81		243		90,986		37	1	187	27	6,986	11	2,054	48	7,423	81	314
4 cows	54	109	216	507	88,612	214,095	36	—	—	31	15,071	6	704	27	3,473	53	266
5 to 9 cows	106		678		292,535		91	9	11,655	75	62,018	11	4,647	56	10,782	106	743
10 to 14 cows	25	20	274	249	101,116	103,255	23	2	3,300	19	20,756	3	525	13	2,012	25	344
15 to 19 cows	10		156		59,855		9	3	12,895	6	8,733	1	2,200	4	2,828	10	154
20 to 29 cows	4	4	90	91	31,625	26,125	4	—	—	4	8,608	1	100	2	430	4	90
30 cows and over	5	5	195	216	117,900	87,925	5	5	95,750	—	—	—	—	—	—	5	230
Williamson																	
Total	3,540	3,775	11,618	10,210	4,945,676	4,766,257	2,339	546	1,028,449	1,368	350,035	639	147,742	2,994	411,295	3,532	13,450
None	xxx	xxx	xxx	xxx	xxx	xxx	xxx	xxx	xxx	xxx	xxx	xxx	xxx	xxx	xxx	64	183
1 cow	687	2,544	687	3,574	345,396	1,715,094	181	18	4,117	110	10,329	59	4,122	530	40,951	649	1,116
2 cows	1,005		2,010		882,174		595	49	24,355	409	66,809	181	23,739	868	91,945	989	2,535
3 cows	682		2,046		875,304		530	87	61,314	340	71,851	146	27,118	608	81,509	674	2,543
4 cows	460	1,357	1,840	5,568	733,518	2,462,575	380	86	92,245	222	62,186	110	28,573	404	67,178	454	1,967
5 to 9 cows	616		3,696		1,519,959		565	237	481,428	261	110,595	126	50,077	518	105,189	612	3,915
10 to 14 cows	63	67	720	834	297,614	454,728	61	47	160,395	15	13,624	13	12,665	47	21,430	63	711
15 to 19 cows	10		164		67,136		10	7	38,520	3	5,700	1	150	8	970	10	149
20 to 29 cows	13	3	293	64	145,480	39,030	13	11	101,225	6	7,031	2	1,150	8	1,648	13	342
30 cows and over	4	4	162	170	79,095	94,830	4	4	64,850	2	1,910	1	150	3	475	4	189
Wilson																	
Total	1,761	1,872	6,971	8,609	2,405,183	3,205,487	459	94	815,216	284	116,469	98	52,549	1,239	142,104	1,768	9,725
None	xxx	xxx	xxx	xxx	xxx	xxx	xxx	xxx	xxx	xxx	xxx	xxx	xxx	xxx	xxx	44	194
1 cow	376	855	376	1,254	133,262	433,255	14	1	545	7	1,369	6	515	216	11,353	354	633
2 cows	514		1,028		289,706		51	17	9,300	20	3,493	14	1,596	350	22,625	503	1,594
3 cows	288		864		229,459		58	5	2,492	39	7,066	14	2,582	238	19,933	287	1,385
4 cows	214	846	856	4,040	217,741	1,349,297	81	11	9,195	58	15,440	15	2,421	170	15,596	213	1,210
5 to 9 cows	276		1,695		436,592		165	22	27,958	114	45,697	33	13,711	214	34,433	274	2,016
10 to 14 cows	46	138	521	1,795	170,082	679,905	45	8	24,340	33	26,986	7	4,826	30	8,948	46	566
15 to 19 cows	20		331		128,761		20	8	45,915	10	12,648	5	4,174	10	4,635	20	403
20 to 29 cows	12	38	266	859	121,750	373,900	12	9	76,726	1	1,210	3	9,974	6	10,607	12	373
30 to 49 cows	8	12	301	421	173,350	186,750	8	6	116,595	2	2,560	1	12,750	4	13,674	8	317
50 to 74 cows	3	1	218	60	138,750	32,900	3	3	137,150	—	—	—	—	—	—	3	274
75 to 99 cows	1	—	90	—	55,500	—	1	1	54,750	—	—	—	—	1	300	1	110
100 cows and over	3	2	425	200	310,250	147,500	3	3	310,250	—	—	—	—	—	—	3	650
Winkler																	
Total	24	17	277	154	200,715	93,350	8	7	142,162	6	10,571	6	3,609	18	6,967	23	318
None	xxx	xxx	xxx	xxx	xxx	xxx	xxx	xxx	xxx	xxx	xxx	xxx	xxx	xxx	xxx	—	—
1 cow	5	9	5	13	2,825	7,910	1	—	—	—	—	1	25	3	532	5	7
2 cows	6		12		5,585		—	—	—	—	—	—	—	2	152	5	18
3 cows	4		12		6,910		—	—	—	—	—	—	—	4	819	4	17
4 cows	1	1	4	3	995	1,440	—	—	—	—	—	—	—	1	104	1	4
5 to 9 cows	2		15		6,175		1	1	4,747	—	—	1	100	2	520	2	25
10 to 14 cows	—	3	—	31	—	17,906	—	—	—	—	—	—	—	—	—	—	—
15 to 19 cows	—		—		—		—	—	—	—	—	—	—	—	—	—	—
20 to 29 cows	1	2	27	45	18,000	32,850	1	1	10,000	1	1,800	—	—	1	180	1	38
30 cows and over	5	2	202	62	160,225	33,244	5	5	127,415	5	8,771	4	3,484	5	4,660	5	209
Wise																	
Total	2,161	2,211	11,086	10,508	4,818,710	4,184,887	1,268	337	1,256,652	924	620,337	69	15,566	1,799	218,347	2,175	12,657
None	xxx	xxx	xxx	xxx	xxx	xxx	xxx	xxx	xxx	xxx	xxx	xxx	xxx	xxx	xxx	97	502
1 cow	412	901	412	1,385	209,099	557,519	51	10	1,889	28	2,786	16	1,569	341	30,910	378	546
2 cows	428		856		362,098		133	15	6,081	111	17,721	16	1,544	372	44,658	404	1,081
3 cows	241		723		282,384		124	20	10,098	101	29,062	5	349	212	27,046	237	797
4 cows	230	1,068	920	5,132	361,768	1,954,301	169	31	34,693	139	53,678	12	1,856	193	24,173	225	993
5 to 9 cows	563		3,714		1,548,544		505	127	271,524	387	248,192	11	2,214	470	58,892	552	4,054
10 to 14 cows	178	185	2,011	2,331	830,018	955,972	177	75	260,423	110	119,706	7	4,954	137	20,131	174	2,004
15 to 19 cows	52		825		380,645		52	28	174,896	25	53,769	1	3,000	46	8,857	52	925
20 to 29 cows	36	38	795	850	388,847	384,645	36	21	195,061	15	45,165	—	—	20	2,951	36	887
30 to 49 cows	17	12	550	409	317,507	175,700	17	11	193,787	6	38,474	1	100	7	645	16	598
50 cows and over	4	7	280	401	137,800	176,750	4	5	88,400	2	11,784	—	—	1	104	4	270
Wood																	
Total	2,914	2,796	9,019	8,187	3,605,433	2,515,053	1,457	1,095	1,469,970	240	76,833	185	31,733	2,432	358,286	2,898	10,081
None	xxx	xxx	xxx	xxx	xxx	xxx	xxx	xxx	xxx	xxx	xxx	xxx	xxx	xxx	xxx	75	194
1 cow	740	2,014	740	2,920	327,995	1,256,302	64	21	7,723	15	1,154	30	2,009	643	69,827	680	1,104
2 cows	790		1,580		643,848		265	156	79,235	64	8,562	58	4,888	686	105,090	771	1,851
3 cows	477		1,431		562,700		308	237	180,806	45	7,961	37	6,020	399	68,210	475	1,573
4 cows	328	766	1,312	3,055	497,409	1,181,713	277	218	228,432	39	18,416	28	3,656	270	40,552	323	1,321
5 to 9 cows	511		3,080		1,184,948		476	403	683,718	68	29,678	26	9,685	389	62,821	508	3,069
10 to 14 cows	50	15	540	182	208,408	69,938	50	44	154,204	7	5,846	2	420	29	4,180	49	628
15 to 19 cows	11		172		71,904		10	9	49,795	1	4,369	—	—	9	1,675	10	160
20 cows and over	7	1	184	30	108,221	7,100	7	7	88,057	1	848	4	5,075	7	5,951	7	181

TABLE 19.—COWS MILKED AND MILK PRODUCED, 1939 AND 1929; DAIRY PRODUCTS SOLD AND BUTTER CHURNED, 1939; AND COWS KEPT FOR MILK APR. 1, 1940; BY NUMBER OF COWS MILKED, BY COUNTIES—Continued

(For explanation and definitions, see text)

STATE OR COUNTY AND NUMBER OF COWS MILKED	COWS MILKED				MILK PRODUCED (GALLONS)		DAIRY PRODUCTS SOLD, 1939							BUTTER CHURNED ON FARMS, 1939		COWS KEPT MAINLY FOR MILK PRODUCTION, APR. 1, 1940	
	Farms reporting		Number					Whole milk sold		Cream sold		Butter sold					
	1939	1929	1939	1929	1939	1929	Farms reporting	Farms reporting	Gallons	Farms reporting	Pounds of butterfat	Farms reporting	Pounds	Farms reporting	Pounds	Farms reporting	Number
TEXAS—Contd.																	
Yoakum																	
Total	210	233	905	628	415,461	234,594	105	13	34,182	93	47,188	13	2,082	193	28,265	215	1,049
None	xxx	xxx	xxx	xxx	xxx	xxx	xxx	xxx	xxx	xxx	xxx	xxx	xxx	xxx	xxx	15	33
1 cow	35	144	35	222	18,796	74,705	2	-----	----------	2	195	-----	--------	31	2,947	33	44
2 cows	45		90		46,621		12	1	75	10	1,054	2	218	39	5,713	41	106
3 cows	33		99		38,110		16	3	255	16	3,514	1	33	31	4,005	33	129
4 cows	30	84	120	350	58,401	138,389	19	1	67	16	7,018	3	772	30	5,426	28	150
5 to 9 cows	49		320		127,933		38	5	2,630	33	17,321	4	730	47	8,010	49	371
10 to 14 cows	14	5	147	56	74,870	21,500	14	1	1,500	14	16,271	3	329	12	1,808	12	128
15 cows and over	4		94		50,730		4	2	29,655	2	1,815	-----	--------	3	356	4	88
Young																	
Total	1,196	1,313	4,404	3,881	1,597,713	1,571,234	558	126	243,758	346	129,755	218	58,141	1,093	199,717	1,189	4,709
None	xxx	xxx	xxx	xxx	xxx	xxx	xxx	xxx	xxx	xxx	xxx	xxx	xxx	xxx	xxx	37	81
1 cow	235	750	235	1,151	133,864	524,950	41	9	916	15	1,489	23	3,583	209	24,175	223	322
2 cows	321		642		242,695		100	21	4,340	46	5,544	50	5,181	303	45,583	301	735
3 cows	211		633		187,329		89	13	4,772	51	9,192	36	5,560	197	31,952	206	700
4 cows	148	529	592	2,266	187,251	860,880	95	15	5,132	71	21,235	32	5,531	139	25,601	144	633
5 to 9 cows	216		1,354		455,651		172	40	59,509	126	58,700	64	20,528	194	47,834	213	1,304
10 to 14 cows	50	28	558	338	205,178	123,210	46	20	49,389	29	24,841	10	9,458	39	14,688	50	539
15 to 19 cows	11		187		77,270		11	5	25,500	7	8,554	2	2,400	10	3,704	11	185
20 cows and over	4	6	203	126	108,475	62,194	4	3	94,200	1	200	1	5,900	2	6,180	4	210
Zapata																	
Total	187	21	328	125	88,786	35,802	12	6	22,815	6	1,566	-----	--------	3	516	174	726
None	xxx	xxx	xxx	xxx	xxx	xxx	xxx	xxx	xxx	xxx	xxx	xxx	xxx	xxx	xxx	12	28
1 cow	125	8	125	16	31,191	2,175	2	2	360	-----	----------	-----	--------	-------	----------	104	375
2 cows	43		86		21,810		3	1	540	2	526	-----	--------	2	412	40	205
3 cows	12		36		7,445		3	1	120	2	520	-----	--------	-------	----------	11	46
4 cows	3	13	12	109	3,200	33,627	1	-----	----------	1	260	-----	--------	1	104	3	14
5 cows and over	4		69		25,140		3	2	21,795	1	260	-----	--------	-------	----------	4	58
Zavala																	
Total	193	158	765	468	250,378	180,927	72	14	31,992	36	16,409	45	10,780	152	24,815	196	839
None	xxx	xxx	xxx	xxx	xxx	xxx	xxx	xxx	xxx	xxx	xxx	xxx	xxx	xxx	xxx	14	51
1 cow	33	101	33	138	15,095	67,097	6	2	75	------	----------	4	410	21	1,808	28	32
2 cows	53		106		39,468		8	3	900	4	1,028	7	901	39	4,508	49	99
3 cows	32		96		30,005		5	1	730	------	----------	4	930	25	3,045	32	104
4 cows	23	52	92	237	26,330	79,050	11	1	20	4	1,125	7	1,451	20	3,676	22	93
5 to 9 cows	39		242		69,645		29	3	3,730	18	6,815	17	4,924	35	8,529	38	247
10 cows and over	13	5	196	93	69,855	34,780	13	4	26,537	10	7,441	6	2,164	12	3,249	13	233
UTAH																	
Total	19,765	21,169	89,264	102,644	54,788,648	65,039,328	13,467	9,330	33,703,483	4,178	2,869,297	791	138,149	8,460	1,151,057	19,621	97,884
None	xxx	xxx	xxx	xxx	xxx	xxx	xxx	xxx	xxx	xxx	xxx	xxx	xxx	xxx	xxx	469	1,259
1 cow	4,579	7,909	4,579	11,786	2,557,692	6,820,428	883	588	182,530	184	22,359	161	13,170	2,374	217,382	4,264	5,627
2 cows	3,856		7,712		4,006,355		2,059	1,290	902,568	671	142,739	244	26,319	2,220	286,635	3,709	8,776
3 cows	2,456		7,368		4,015,874		1,969	1,281	1,653,821	693	244,608	144	24,019	1,153	173,051	2,397	8,186
4 cows	1,983	10,734	7,932	54,548	4,541,578	33,738,535	1,795	1,143	2,174,465	687	344,204	95	21,130	862	140,749	1,960	8,775
5 to 9 cows	4,802		31,111		19,081,071		4,675	3,325	12,300,949	1,487	1,285,054	123	35,286	1,467	247,122	4,750	33,356
10 to 14 cows	1,384	2,156	15,718	26,550	10,316,178	17,807,487	1,381	1,079	7,712,077	341	536,809	15	9,115	291	60,105	1,372	16,425
15 to 19 cows	404		6,564		4,493,436		404	348	3,661,268	75	171,950	4	6,175	58	15,844	401	6,895
20 to 29 cows	211	271	4,705	6,058	3,231,869	4,112,114	211	188	2,731,072	32	90,516	5	2,935	26	6,416	210	4,763
30 to 49 cows	75	89	2,668	3,123	1,854,463	2,188,140	75	73	1,715,645	5	24,850	-----	--------	9	3,753	74	2,810
50 cows and over	15	10	907	579	690,132	372,624	15	15	662,088	3	6,208	-----	--------	-------	----------	15	1,012
Beaver																	
Total	288	343	2,133	2,349	1,267,325	1,448,236	266	246	1,048,906	23	26,573	2	920	23	4,351	288	2,299
None	xxx	xxx	xxx	xxx	xxx	xxx	xxx	xxx	xxx	xxx	xxx	xxx	xxx	xxx	xxx	5	45
1 cow	13	61	13	94	5,426	58,782	4	3	550	1	40	-----	--------	3	330	12	15
2 cows	29		58		29,476		18	16	11,925	2	847	-----	--------	7	1,140	28	57
3 cows	22		66		43,368		22	20	31,730	2	1,048	-----	--------	2	130	21	86
4 cows	23	199	92	1,136	55,754	696,666	22	18	36,426	7	3,632	-----	--------	3	685	22	89
5 to 9 cows	123		844		477,014		122	116	402,773	5	4,067	2	920	7	1,904	123	909
10 to 14 cows	46	74	516	896	319,596	559,288	46	42	260,147	5	12,781	-----	--------	1	162	46	558
15 to 19 cows	26		407		250,838		26	25	221,475	1	4,158	-----	--------	-------	----------	25	420
20 cows and over	6	9	137	223	85,853	133,500	6	6	83,880	------	----------	-----	--------	-------	----------	6	120
Box Elder																	
Total	1,484	1,426	6,553	6,294	4,174,457	4,154,852	1,170	850	2,528,249	340	245,814	13	1,982	386	54,855	1,480	7,773
None	xxx	xxx	xxx	xxx	xxx	xxx	xxx	xxx	xxx	xxx	xxx	xxx	xxx	xxx	xxx	30	101
1 cow	263	514	263	782	155,072	478,416	78	54	22,149	22	1,911	3	159	93	8,463	244	356
2 cows	235		470		281,954		152	109	104,715	45	9,947	2	127	74	10,171	229	584
3 cows	227		681		415,251		197	142	219,931	58	22,873	1	70	58	8,696	221	794
4 cows	176	793	704	3,949	448,712	2,595,045	163	118	258,997	49	25,257	4	866	44	6,927	175	808
5 to 9 cows	459		2,913		1,847,818		456	337	1,201,218	130	116,093	2	610	87	13,817	457	3,361
10 to 14 cows	102	110	1,142	1,336	763,636	915,984	102	72	515,424	31	55,248	1	150	27	6,101	102	1,338
15 to 19 cows	17		278		194,462		17	14	157,315	3	8,960	-----	--------	2	315	17	324
20 to 29 cows	5	8	102	177	67,552	133,407	5	4	48,500	2	5,525	-----	--------	1	365	5	107
30 to 49 cows	------	------	------	------	----------	----------	------	------	----------	------	----------	-----	--------	-------	----------	------	------
50 to 74 cows	------	1	------	50	----------	32,000	------	------	----------	------	----------	-----	--------	-------	----------	------	------

TABLE 19.—COWS MILKED AND MILK PRODUCED, 1939 AND 1929; DAIRY PRODUCTS SOLD AND BUTTER CHURNED, 1939; AND COWS KEPT FOR MILK APR. 1, 1940; BY NUMBER OF COWS MILKED, BY COUNTIES—Continued

(For explanation and definitions, see text)

STATE OR COUNTY AND NUMBER OF COWS MILKED	COWS MILKED				MILK PRODUCED (GALLONS)		DAIRY PRODUCTS SOLD, 1939							BUTTER CHURNED ON FARMS, 1939		COWS KEPT MAINLY FOR MILK PRODUCTION, APR. 1, 1940	
	Farms reporting		Number					Whole milk sold		Cream sold		Butter sold					
	1939	1929	1939	1929	1939	1929	Farms reporting	Farms reporting	Gallons	Farms reporting	Pounds of butterfat	Farms reporting	Pounds	Farms reporting	Pounds	Farms reporting	Number
UTAH—Continued																	
Cache																	
Total	1,992	2,078	14,196	15,035	10,656,607	12,606,912	1,817	1,788	9,509,945	36	46,685	8	1,732	113	15,124	1,982	14,748
None	xxx	xxx	xxx	xxx	xxx	xxx	xxx	xxx	xxx	xxx	xxx	xxx	xxx	xxx	xxx	23	84
1 cow	183	377	183	563	96,108	398,114	53	51	17,545	2	288	2	80	28	2,989	172	239
2 cows	172		344		213,562		147	144	146,296	3	345	2	70	12	1,015	165	385
3 cows	172		516		337,444		163	158	269,626	6	1,937	2	908	11	2,137	167	582
4 cows	178	1,146	712	6,617	493,435	5,484,167	174	171	415,964	5	2,992	----	----	8	504	177	796
5 to 9 cows	790		5,350		3,960,850		785	777	3,570,012	9	11,137	2	674	35	5,104	783	5,563
10 to 14 cows	345	488	4,030	6,197	3,186,875	5,267,242	343	338	2,917,933	6	13,559	----	----	11	1,789	343	3,992
15 to 19 cows	91		1,495		1,189,433		91	89	1,098,349	2	6,152	----	----	5	960	91	1,530
20 to 29 cows	46	52	1,018	1,167	799,718	1,028,721	46	45	727,527	2	6,820	----	----	1	105	46	971
30 cows and over	15	15	547	491	379,182	428,668	15	15	346,693	1	3,455	----	----	2	521	15	606
Carbon																	
Total	321	194	952	842	543,012	518,953	143	99	203,546	57	17,062	11	1,509	212	26,230	324	1,080
None	xxx	xxx	xxx	xxx	xxx	xxx	xxx	xxx	xxx	xxx	xxx	xxx	xxx	xxx	xxx	14	26
1 cow	120	117	120	179	72,208	79,737	18	13	1,501	2	320	3	110	75	6,246	113	144
2 cows	83		166		92,226		33	24	10,131	7	1,405	3	240	60	7,206	81	193
3 cows	44		132		71,970		27	15	7,448	18	4,175	2	150	34	5,952	43	141
4 cows	30	59	120	277	71,327	153,446	24	14	15,027	15	5,797	----	----	21	2,523	29	128
5 to 9 cows	35		215		114,476		32	24	57,134	14	5,045	3	1,009	20	3,933	35	223
10 to 14 cows	6	11	68	142	37,075	86,320	6	6	32,955	----	----	----	----	1	300	6	74
15 to 19 cows	----		----		----		----	----	----	----	----	----	----	----	----	----	----
20 to 29 cows	----	4	----	93	----	76,050	----	----	----	----	----	----	----	----	----	----	----
30 cows and over	3	3	131	151	83,730	123,400	3	3	79,350	1	320	----	----	1	70	3	151
Daggett																	
Total	55	37	190	133	62,990	61,538	20	8	968	14	5,734	3	162	44	5,830	55	221
None	xxx	xxx	xxx	xxx	xxx	xxx	xxx	xxx	xxx	xxx	xxx	xxx	xxx	xxx	xxx	2	8
1 cow	12	16	12	23	4,765	8,154	1	1	45	----	----	----	----	8	361	10	13
2 cows	13		26		9,502		3	2	198	1	185	----	----	11	1,045	13	31
3 cows	11		33		11,903		9	3	535	7	1,294	2	52	9	981	11	46
4 cows	4	21	16	110	4,380	53,384	1	----	----	1	204	----	----	4	935	4	16
5 cows and over	15		103		32,440		6	2	190	5	4,051	1	110	12	2,508	15	107
Davis																	
Total	993	980	4,312	4,245	2,914,318	2,686,242	641	583	2,293,148	50	36,166	19	3,199	236	31,814	918	4,297
None	xxx	xxx	xxx	xxx	xxx	xxx	xxx	xxx	xxx	xxx	xxx	xxx	xxx	xxx	xxx	21	64
1 cow	293	438	293	595	176,144	365,023	41	36	14,134	1	320	6	447	106	10,777	235	282
2 cows	162		324		181,379		88	77	68,433	9	2,051	2	306	52	7,998	148	329
3 cows	117		351		233,975		99	89	160,541	7	1,798	5	1,549	27	5,338	111	336
4 cows	110	455	440	2,394	296,257	1,543,066	104	89	212,847	14	8,643	4	350	22	3,731	108	435
5 to 9 cows	206		1,350		944,776		204	192	836,903	13	9,451	2	547	24	3,375	190	1,284
10 to 14 cows	69	71	794	858	560,062	555,678	69	66	516,010	3	6,426	----	----	4	575	69	793
15 to 19 cows	21		347		266,805		21	19	235,230	3	7,477	----	----	1	20	21	357
20 to 29 cows	11	15	253	333	150,270	185,975	11	11	145,200	----	----	----	----	----	----	11	232
30 cows and over	4	1	160	65	104,650	36,500	4	4	103,850	----	----	----	----	----	----	4	185
Duchesne																	
Total	944	775	5,695	5,419	2,929,382	3,187,990	776	325	977,946	491	452,259	12	2,054	504	55,502	939	6,267
None	xxx	xxx	xxx	xxx	xxx	xxx	xxx	xxx	xxx	xxx	xxx	xxx	xxx	xxx	xxx	14	56
1 cow	112	130	112	204	51,829	116,173	15	5	1,667	10	1,052	1	108	47	2,664	106	160
2 cows	92		184		85,913		47	17	10,104	32	6,251	----	----	58	4,181	87	221
3 cows	86		258		133,570		77	26	28,211	51	20,620	1	656	54	5,878	84	327
4 cows	92	461	368	2,625	186,485	1,466,451	83	31	56,250	51	22,459	4	436	56	5,693	91	429
5 to 9 cows	388		2,589		1,408,911		380	169	501,672	236	216,932	5	646	205	25,398	384	2,881
10 to 14 cows	135	165	1,489	2,121	724,361	1,323,855	135	59	258,561	85	125,250	1	208	69	9,384	134	1,560
15 to 19 cows	27		437		216,893		27	13	82,544	18	36,921	----	----	9	1,638	27	411
20 to 29 cows	12	15	258	347	121,420	207,711	12	5	38,937	8	22,814	----	----	6	666	12	222
30 to 49 cows	----	4	----	122	----	73,800	----	----	----	----	----	----	----	----	----	----	----
Emery																	
Total	702	659	2,063	2,571	884,964	1,233,565	353	98	102,022	243	106,628	44	5,113	583	72,076	704	2,322
None	xxx	xxx	xxx	xxx	xxx	xxx	xxx	xxx	xxx	xxx	xxx	xxx	xxx	xxx	xxx	9	14
1 cow	170	226	170	387	71,404	190,731	30	10	1,886	11	1,175	9	314	137	9,942	164	213
2 cows	218		436		169,266		79	27	10,958	38	7,124	17	1,322	179	19,865	217	515
3 cows	118		354		142,539		71	20	11,838	53	14,465	3	272	100	13,763	118	410
4 cows	87	398	348	1,785	140,567	863,104	75	21	14,811	57	20,754	9	1,335	72	12,108	87	369
5 to 9 cows	95		573		248,246		85	14	24,867	73	45,917	5	1,720	82	13,863	95	610
10 to 14 cows	11	35	117	399	59,727	179,730	10	3	11,765	9	11,009	1	150	11	2,229	11	128
15 cows and over	3		65		53,215		3	3	25,897	2	6,184	----	----	2	306	3	63
Garfield																	
Total	582	418	1,658	1,849	736,640	754,409	215	142	330,945	64	31,972	44	7,674	281	39,728	376	1,656
None	xxx	xxx	xxx	xxx	xxx	xxx	xxx	xxx	xxx	xxx	xxx	xxx	xxx	xxx	xxx	2	6
1 cow	75	186	75	302	38,052	153,030	8	6	1,181	----	----	2	250	57	5,967	71	94
2 cows	108		216		95,094		35	23	8,635	6	1,699	10	522	91	9,853	105	253
3 cows	45		135		57,397		32	19	11,080	10	2,238	11	1,596	35	6,225	44	138
4 cows	31	182	124	848	50,602	341,929	22	13	17,814	7	1,118	5	1,564	23	4,824	31	116
5 to 9 cows	90		571		261,629		83	59	151,640	27	11,374	11	1,341	50	8,387	89	559
10 to 14 cows	16	43	180	554	93,720	200,550	16	12	70,480	6	2,555	2	326	12	2,555	16	187
15 to 19 cows	13		210		86,191		13	8	54,540	5	5,384	1	800	7	1,582	13	203
20 to 29 cows	6	5	129	105	57,975	33,350	6	2	15,575	3	7,604	2	1,475	6	2,335	5	100
30 to 49 cows	----	2	----	60	----	25,550	----	----	----	----	----	----	----	----	----	----	----

TABLE 19.—COWS MILKED AND MILK PRODUCED, 1939 AND 1929; DAIRY PRODUCTS SOLD AND BUTTER CHURNED, 1939; AND COWS KEPT FOR MILK APR. 1, 1940; BY NUMBER OF COWS MILKED, BY COUNTIES—Continued

(For explanation and definitions, see text)

STATE OR COUNTY AND NUMBER OF COWS MILKED	COWS MILKED				MILK PRODUCED (GALLONS)		DAIRY PRODUCTS SOLD, 1939							BUTTER CHURNED ON FARMS, 1939		COWS KEPT MAINLY FOR MILK PRODUCTION, APR. 1, 1940	
	Farms reporting		Number					Whole milk sold		Cream sold		Butter sold					
	1939	1929	1939	1929	1939	1929	Farms reporting	Farms reporting	Gallons	Farms reporting	Pounds of butterfat	Farms reporting	Pounds	Farms reporting	Pounds	Farms reporting	Number
UTAH—Continued																	
Grand																	
Total	101	59	285	148	135,088	49,990	33	22	26,785	12	4,689	3	322	67	6,729	103	540
None	xxx	xxx	xxx	xxx	xxx	xxx	xxx	xxx	xxx	xxx	xxx	xxx	xxx	xxx	xxx	8	18
1 cow	36	33	36	50	24,740	17,020	8	8	1,912	-----	-----	-----	-----	17	1,075	35	45
2 cows	29		58		28,381		8	4	1,014	4	217	2	22	22	1,512	26	65
3 cows	18		54		25,072		7	6	4,359	2	238	1	300	14	1,759	17	53
4 cows	5	25	20	88	6,264	27,970	1	-----	-----	1	125	-----	-----	4	732	4	13
5 to 9 cows	10		58		19,201		6	2	750	4	989	-----	-----	9	1,495	10	61
10 cows and over	3	1	59	10	31,430	5,000	3	2	18,750	1	3,120	-----	-----	1	156	3	85
Iron																	
Total	440	435	1,512	1,593	898,956	907,503	221	164	376,889	60	56,507	25	8,251	246	40,897	423	1,560
None	xxx	xxx	xxx	xxx	xxx	xxx	xxx	xxx	xxx	xxx	xxx	xxx	xxx	xxx	xxx	4	12
1 cow	130	203	130	308	76,648	179,567	13	11	3,243	1	45	3	240	68	7,642	121	164
2 cows	124		248		134,298		48	39	21,632	9	2,071	7	590	82	11,453	114	247
3 cows	34		102		54,249		23	18	17,025	4	297	7	1,481	26	4,977	34	108
4 cows	50	208	200	952	109,187	534,377	39	28	41,312	13	3,850	3	250	28	4,898	50	227
5 to 9 cows	77		487		286,775		73	50	152,472	25	18,474	4	460	35	5,207	76	449
10 to 14 cows	19	24	219	333	145,539	193,559	19	13	77,705	8	11,770	-----	-----	5	1,310	18	228
15 cows and over	6		126		92,260		6	5	63,500	-----	-----	1	5,250	2	5,410	6	125
Juab																	
Total	320	366	975	1,350	472,361	779,623	194	57	78,497	140	56,525	24	3,263	255	34,623	319	1,027
None	xxx	xxx	xxx	xxx	xxx	xxx	xxx	xxx	xxx	xxx	xxx	xxx	xxx	xxx	xxx	7	8
1 cow	75	164	75	237	38,113	130,532	14	7	905	8	839	3	155	60	5,528	71	88
2 cows	98		196		92,769		52	17	7,227	35	8,002	8	610	79	10,243	96	208
3 cows	44		132		67,845		32	7	5,995	27	7,803	2	296	35	4,847	44	148
4 cows	39	202	156	1,113	74,292	649,091	36	10	8,960	26	8,701	4	196	32	4,866	38	157
5 cows and over	64		416		199,342		60	16	55,410	44	31,180	7	2,006	49	9,339	63	418
Kane																	
Total	164	166	458	502	247,756	249,820	87	46	27,503	41	18,342	22	4,504	128	25,615	160	509
None	xxx	xxx	xxx	xxx	xxx	xxx	xxx	xxx	xxx	xxx	xxx	xxx	xxx	xxx	xxx	3	6
1 cow	41	90	41	146	24,610	80,670	10	9	2,184	-----	-----	3	132	27	2,583	36	46
2 cows	60		120		69,472		28	18	5,429	9	1,310	7	706	47	7,836	58	129
3 cows	24		72		32,633		15	5	2,122	9	2,069	5	542	19	3,855	24	81
4 cows	18	72	72	301	38,726	152,750	14	8	5,235	6	3,355	3	2,520	16	5,348	18	83
5 to 9 cows	15		85		44,905		14	4	3,083	13	7,278	3	204	14	3,793	15	96
10 cows and over	6	4	68	55	37,410	16,400	6	2	9,450	4	4,330	1	400	5	2,200	6	68
Millard																	
Total	854	1,072	2,860	5,054	1,636,124	3,276,480	552	128	161,870	444	269,532	24	5,346	620	78,619	851	3,261
None	xxx	xxx	xxx	xxx	xxx	xxx	xxx	xxx	xxx	xxx	xxx	xxx	xxx	xxx	xxx	16	33
1 cow	174	303	174	489	96,184	317,250	29	11	2,988	15	2,627	4	460	105	8,408	165	230
2 cows	207		414		212,901		99	14	8,150	81	18,463	8	1,329	166	19,244	200	484
3 cows	156		468		245,614		124	39	27,901	95	33,301	3	195	107	13,821	153	586
4 cows	118	684	472	3,427	271,518	2,231,353	108	22	33,105	90	47,155	2	380	90	10,648	118	508
5 to 9 cows	174		1,061		641,041		167	38	78,103	143	132,715	5	1,082	136	21,945	174	1,141
10 to 14 cows	25	74	271	881	168,866	576,465	25	4	11,623	20	35,271	2	1,900	16	4,553	25	279
15 to 19 cows	-----		-----		-----		-----	-----	-----	-----	-----	-----	-----	-----	-----	-----	-----
20 to 29 cows	-----	9	-----	197	-----	116,175	-----	-----	-----	-----	-----	-----	-----	-----	-----	-----	-----
30 to 49 cows	-----	2	-----	60	-----	55,237	-----	-----	-----	-----	-----	-----	-----	-----	-----	-----	-----
Morgan																	
Total	213	221	1,316	1,492	878,918	1,026,937	196	185	750,686	14	12,102	-----	-----	15	3,181	213	1,312
None	xxx	xxx	xxx	xxx	xxx	xxx	xxx	xxx	xxx	xxx	xxx	xxx	xxx	xxx	xxx	4	10
1 cow	19	38	19	60	13,442	38,009	7	7	3,115	-----	-----	-----	-----	2	416	17	28
2 cows	21		42		30,022		18	17	19,907	1	270	-----	-----	4	792	20	42
3 cows	25		75		45,144		24	23	35,693	1	400	-----	-----	1	156	25	83
4 cows	25	133	100	778	65,676	539,062	24	23	53,895	1	120	-----	-----	2	364	25	102
5 to 9 cows	87		585		388,164		87	80	330,551	9	9,562	-----	-----	5	1,245	86	564
10 to 14 cows	22	45	243	536	174,625	377,887	22	21	157,925	1	1,440	-----	-----	1	208	22	239
15 to 19 cows	11		177		98,845		11	11	88,400	1	310	-----	-----	-----	-----	11	177
20 to 29 cows	3	5	75	118	63,000	71,979	3	3	61,200	-----	-----	-----	-----	-----	-----	3	67
Piute																	
Total	174	190	965	1,044	754,830	598,777	160	142	573,935	21	17,205	8	8,954	34	11,974	173	1,024
None	xxx	xxx	xxx	xxx	xxx	xxx	xxx	xxx	xxx	xxx	xxx	xxx	xxx	xxx	xxx	5	19
1 cow	11	40	11	65	8,125	37,417	6	6	3,200	-----	-----	-----	-----	1	50	10	15
2 cows	19		38		24,240		13	12	14,640	1	360	-----	-----	3	306	15	33
3 cows	26		78		55,370		25	18	30,660	6	3,550	1	125	5	443	26	87
4 cows	27	126	108	682	73,835	369,154	26	25	57,650	1	700	-----	-----	4	289	27	122
5 to 9 cows	67		433		345,210		66	59	272,130	10	7,590	6	4,829	14	6,247	66	452
10 to 14 cows	18	24	189	297	154,750	192,206	18	16	115,255	2	4,785	1	4,000	6	4,535	18	179
15 to 19 cows	3		46		36,800		3	3	35,400	-----	-----	-----	-----	-----	-----	3	54
20 to 29 cows	3	-----	62	-----	58,500	-----	3	3	45,000	1	220	-----	-----	1	104	3	63
Rich																	
Total	215	225	1,483	1,258	878,804	728,519	194	191	805,817	4	1,780	-----	-----	3	800	220	1,916
None	xxx	xxx	xxx	xxx	xxx	xxx	xxx	xxx	xxx	xxx	xxx	xxx	xxx	xxx	xxx	7	13
1 cow	16	67	16	106	7,440	53,582	4	4	1,700	-----	-----	-----	-----	-----	-----	16	33
2 cows	18		36		20,937		13	12	15,525	1	200	-----	-----	1	200	18	61
3 cows	11		33		13,900		9	9	12,580	-----	-----	-----	-----	-----	-----	10	29
4 cows	22	122	88	681	51,385	377,047	22	22	47,040	-----	-----	-----	-----	-----	-----	22	122
5 to 9 cows	93		630		390,682		91	89	358,182	3	1,580	-----	-----	2	600	92	832
10 to 14 cows	43	32	471	386	271,740	248,470	43	43	259,115	-----	-----	-----	-----	-----	-----	43	570
15 to 19 cows	9		145		88,945		9	9	78,900	-----	-----	-----	-----	-----	-----	9	179
20 to 29 cows	3	4	64	85	38,775	49,420	3	3	32,775	-----	-----	-----	-----	-----	-----	3	77

TABLE 19.—COWS MILKED AND MILK PRODUCED, 1939 AND 1929; DAIRY PRODUCTS SOLD AND BUTTER CHURNED, 1939; AND COWS KEPT FOR MILK APR. 1, 1940; BY NUMBER OF COWS MILKED, BY COUNTIES—Continued

(For explanation and definitions, see text)

STATE OR COUNTY AND NUMBER OF COWS MILKED	COWS MILKED				MILK PRODUCED (GALLONS)		DAIRY PRODUCTS SOLD, 1939							BUTTER CHURNED ON FARMS, 1939		COWS KEPT MAINLY FOR MILK PRODUCTION, APR. 1, 1940	
	Farms reporting		Number					Whole milk sold		Cream sold		Butter sold					
	1939	1929	1939	1929	1939	1929	Farms reporting	Farms reporting	Gallons	Farms reporting	Pounds of butterfat	Farms reporting	Pounds	Farms reporting	Pounds	Farms reporting	Number
UTAH—Continued																	
Salt Lake																	
Total	1,541	1,967	5,675	8,008	3,640,778	5,322,310	646	529	2,489,942	85	48,017	100	17,364	603	81,490	1,518	5,921
None	xxx	xxx	xxx	xxx	xxx	xxx	xxx	xxx	xxx	xxx	xxx	xxx	xxx	xxx	xxx	40	87
1 cow	758	1,169	758	1,553	431,596	934,286	105	74	22,958	4	142	32	3,190	324	31,533	711	816
2 cows	329		658		344,512		132	91	47,837	25	6,317	32	4,167	177	26,189	322	685
3 cows	94		282		151,919		61	45	44,797	16	5,051	14	3,567	45	9,209	93	294
4 cows	58	597	252	3,098	132,688	2,050,675	48	40	67,738	7	5,208	8	1,290	23	4,852	57	251
5 to 9 cows	154		1,044		684,496		152	134	549,074	18	14,425	10	3,715	22	6,027	152	1,082
10 to 14 cows	76	146	877	1,785	563,076	1,179,240	76	73	505,143	7	7,958	2	225	7	1,804	73	875
15 to 19 cows	27		450		341,460		27	27	304,860	5	6,055	—	—	2	308	26	468
20 to 29 cows	29	51	663	711	468,165	533,719	29	29	441,935	2	2,595	2	1,210	2	1,468	29	658
30 to 49 cows	12	25	446	801	306,421	584,240	12	12	291,255	1	266	—	—	1	100	11	433
50 cows and over	4	1	265	60	216,445	40,150	4	4	214,345	—	—	—	—	—	—	4	272
San Juan																	
Total	184	160	579	647	229,835	260,127	82	25	7,288	58	25,720	12	1,502	168	20,968	182	649
None	xxx	xxx	xxx	xxx	xxx	xxx	xxx	xxx	xxx	xxx	xxx	xxx	xxx	xxx	xxx	3	7
1 cow	43	62	43	92	23,330	48,797	3	2	90	1	89	—	—	37	2,754	41	57
2 cows	61		122		53,835		26	11	1,634	14	2,523	6	262	59	7,219	59	147
3 cows	29		87		32,873		11	2	1,830	7	964	2	75	25	3,055	28	99
4 cows	20	87	80	404	30,277	157,430	15	6	2,261	11	2,084	3	1,115	20	3,260	20	92
5 to 9 cows	25		149		51,490		21	4	1,475	19	10,412	1	50	23	4,242	25	167
10 to 14 cows	2	10	23	131	9,200	48,900	2	—	—	2	1,900	—	—	2	178	2	10
15 to 19 cows	1		15		6,650		1	—	—	1	3,000	—	—	—	—	1	15
20 to 29 cows	3	1	60	20	22,180	7,000	3	—	—	3	4,748	—	—	2	260	3	55
Sanpete																	
Total	1,175	1,494	4,289	5,564	2,595,064	3,552,963	893	403	681,869	503	384,119	64	14,858	836	117,370	1,180	4,913
None	xxx	xxx	xxx	xxx	xxx	xxx	xxx	xxx	xxx	xxx	xxx	xxx	xxx	xxx	xxx	53	159
1 cow	234	653	234	1,006	138,070	613,784	73	30	9,255	34	5,601	12	1,292	183	18,201	222	310
2 cows	281		562		303,953		192	92	54,492	96	22,127	20	2,673	212	29,373	266	718
3 cows	195		585		336,146		176	87	98,944	93	39,028	15	2,856	133	19,859	182	619
4 cows	142	765	568	3,588	352,593	2,312,585	136	63	95,477	80	51,417	6	2,609	99	16,115	138	643
5 to 9 cows	275		1,707		1,070,973		268	109	293,364	168	191,575	10	5,228	179	29,368	273	1,846
10 to 14 cows	55	71	399	836	237,338	531,814	35	16	74,512	22	45,993	1	200	21	3,157	33	384
15 to 19 cows	9		142		86,011		9	4	27,525	7	14,582	—	—	7	1,047	9	158
20 to 29 cows	4	3	92	64	69,980	47,390	4	2	28,300	3	13,796	—	—	2	250	4	76
30 to 49 cows	—	2	—	70	—	47,390	—	—	—	—	—	—	—	—	—	—	—
Sevier																	
Total	840	936	2,846	4,560	1,733,734	2,593,911	595	494	1,023,251	94	47,645	32	5,780	313	42,824	827	3,069
None	xxx	xxx	xxx	xxx	xxx	xxx	xxx	xxx	xxx	xxx	xxx	xxx	xxx	xxx	xxx	16	32
1 cow	168	243	168	407	102,989	214,903	35	24	8,875	7	453	6	670	72	5,848	155	210
2 cows	185		370		198,745		111	93	66,597	15	3,191	10	1,007	85	10,394	177	403
3 cows	156		468		269,088		132	115	154,019	16	6,427	4	851	56	8,196	151	478
4 cows	134	601	536	3,020	327,302	1,702,089	126	97	187,044	28	14,285	2	572	44	7,189	131	590
5 to 9 cows	180		1,083		696,019		174	150	502,766	26	18,721	10	2,680	51	10,230	180	1,141
10 to 14 cows	14	92	149	1,133	90,866	676,919	14	13	71,450	1	1,500	—	—	4	602	14	143
15 cows and over	3		72		48,725		3	2	32,500	1	3,068	—	—	1	365	3	72
Summit																	
Total	447	474	4,036	4,078	2,555,368	2,372,266	388	270	1,949,596	128	121,865	21	4,165	150	25,207	445	4,495
None	xxx	xxx	xxx	xxx	xxx	xxx	xxx	xxx	xxx	xxx	xxx	xxx	xxx	xxx	xxx	7	27
1 cow	38	75	38	120	22,244	71,037	13	7	2,445	4	192	2	356	13	1,080	35	54
2 cows	51		102		56,028		32	14	8,859	15	4,121	4	679	24	4,351	50	116
3 cows	39		117		56,478		33	18	21,878	14	4,810	4	700	18	2,709	39	144
4 cows	40	255	160	1,435	87,662	856,708	36	17	27,573	21	12,849	3	240	15	2,479	40	188
5 to 9 cows	141		935		531,747		136	84	281,432	57	57,626	7	2,090	45	9,485	138	1,013
10 to 14 cows	57	106	655	1,316	418,456	747,496	57	51	335,189	11	19,369	—	—	11	2,065	55	739
15 to 19 cows	32		517		358,810		32	30	305,969	4	13,265	1	100	2	430	32	563
20 to 29 cows	27	26	614	609	404,710	354,772	27	27	381,686	—	—	—	—	1	208	27	652
30 to 49 cows	18	12	654	473	446,748	279,555	18	18	424,840	1	7,200	—	—	1	2,400	18	709
50 cows and over	4	2	244	125	172,485	62,718	4	4	159,725	1	2,433	—	—	—	—	4	290
Tooele																	
Total	236	308	720	1,212	357,686	673,288	97	52	95,651	30	17,427	25	3,412	157	22,697	233	771
None	xxx	xxx	xxx	xxx	xxx	xxx	xxx	xxx	xxx	xxx	xxx	xxx	xxx	xxx	xxx	7	15
1 cow	70	153	70	230	39,955	130,736	8	4	975	—	—	4	348	39	5,679	66	82
2 cows	71		142		67,353		25	12	5,046	6	1,312	9	722	54	6,202	68	156
3 cows	33		99		47,394		16	9	8,607	2	750	7	1,016	22	4,243	32	100
4 cows	20	127	80	581	41,495	299,267	10	4	4,015	4	2,440	3	426	15	3,761	19	83
5 to 9 cows	34		210		92,578		30	16	33,594	18	8,793	2	900	22	4,258	34	209
10 to 14 cows	5	28	55	421	31,651	243,285	5	5	21,195	1	300	—	—	2	204	5	55
15 cows and over	3		64		37,260		3	2	22,219	1	3,832	—	—	3	350	2	71

TABLE 19.—COWS MILKED AND MILK PRODUCED, 1939 AND 1929; DAIRY PRODUCTS SOLD AND BUTTER CHURNED, 1939; AND COWS KEPT FOR MILK APR. 1, 1940; BY NUMBER OF COWS MILKED, BY COUNTIES—Continued

(For explanation and definitions, see text)

STATE OR COUNTY AND NUMBER OF COWS MILKED	COWS MILKED				MILK PRODUCED (GALLONS)		DAIRY PRODUCTS SOLD, 1939							BUTTER CHURNED ON FARMS, 1939		COWS KEPT MAINLY FOR MILK PRODUCTION, APR. 1, 1940	
	Farms reporting		Number					Whole milk sold		Cream sold		Butter sold					
	1939	1929	1939	1929	1939	1929	Farms reporting	Farms reporting	Gallons	Farms reporting	Pounds of butterfat	Farms reporting	Pounds	Farms reporting	Pounds	Farms reporting	Number
UTAH—Continued																	
Uintah																	
Total	908	842	4,385	4,480	2,044,384	2,496,645	638	157	344,809	500	386,243	14	2,937	589	81,859	915	4,943
None	xxx	xxx	xxx	xxx	xxx	xxx	xxx	xxx	xxx	xxx	xxx	xxx	xxx	xxx	xxx	51	136
1 cow	153	233	153	366	69,815	195,774	21	8	3,489	12	1,591	1	104	94	8,389	141	217
2 cows	147		294		129,470		66	22	13,497	42	8,193	3	314	98	10,375	143	362
3 cows	116		348		152,474		81	24	24,794	58	19,355	1	600	73	9,474	115	410
4 cows	107	494	428	2,617	208,626	1,457,832	96	21	28,243	77	39,218	3	630	73	11,849	104	503
5 to 9 cows	283		1,845		822,319		272	54	101,871	252	193,774	4	1,014	185	28,687	280	1,990
10 to 14 cows	78	104	884	1,269	416,145	720,901	78	17	78,225	62	86,186	-----	-------	55	10,845	77	888
15 to 19 cows	19		307		158,235		19	7	39,890	15	33,446	1	25	12	2,040	19	293
20 cows and over	5	11	126	228	87,300	122,138	5	4	54,800	2	4,480	1	250	1	250	5	144
Utah																	
Total	2,255	2,748	7,226	10,542	4,155,996	6,077,420	1,272	831	2,162,619	392	219,249	176	24,476	1,168	157,442	2,277	8,193
None	xxx	xxx	xxx	xxx	xxx	xxx	xxx	xxx	xxx	xxx	xxx	xxx	xxx	xxx	xxx	97	188
1 cow	850	1,369	850	1,990	456,173	1,076,009	174	101	23,873	38	4,607	54	4,092	552	55,535	805	1,027
2 cows	557		1,114		559,010		320	184	98,399	116	23,820	64	7,447	335	49,170	535	1,228
3 cows	279		837		424,078		227	151	147,523	74	29,991	27	3,774	125	20,213	277	948
4 cows	172	1,196	688	5,616	367,070	3,128,212	161	103	165,897	56	32,078	18	5,321	68	14,617	170	747
5 to 9 cows	276		1,731		955,966		269	187	558,928	88	73,334	11	3,486	75	14,607	272	1,948
10 to 14 cows	63	142	715	1,729	481,763	1,123,590	63	52	386,983	13	21,065	2	356	7	1,971	63	784
15 to 19 cows	30		485		338,814		30	27	280,564	4	16,320	-----	-------	4	1,129	30	491
20 to 29 cows	16	24	359	556	238,704	338,208	16	15	202,294	2	8,034	-----	-------	1	100	16	387
30 cows and over	12	17	447	651	334,418	411,401	12	11	298,158	1	10,000	-----	-------	1	300	12	445
Wasatch																	
Total	368	386	2,415	2,333	1,574,304	1,365,585	301	284	1,379,263	19	17,666	3	530	34	5,821	373	2,858
None	xxx	xxx	xxx	xxx	xxx	xxx	xxx	xxx	xxx	xxx	xxx	xxx	xxx	xxx	xxx	9	25
1 cow	40	87	40	145	19,263	78,933	9	9	2,785	-----	-------	-----	-------	2	224	38	58
2 cows	59		118		58,166		29	25	24,014	3	1,142	1	300	10	1,645	57	143
3 cows	39		117		61,897		34	33	43,931	2	1,140	1	30	5	450	39	123
4 cows	34	232	136	1,230	76,781	704,589	33	29	56,618	4	2,668	-----	-------	5	890	34	158
5 to 9 cows	124		803		496,240		124	119	438,014	6	4,897	1	200	8	2,102	124	903
10 to 14 cows	36	57	407	703	272,820	418,888	36	35	255,920	2	2,219	-----	-------	2	160	36	482
15 to 19 cows	16		255		182,772		16	14	155,820	2	5,600	-----	-------	1	150	16	348
20 to 29 cows	15	8	331	175	236,185	123,025	15	15	233,985	-----	-------	-----	-------	1	200	15	369
30 cows and over	5	2	208	80	170,180	40,150	5	5	168,176	-----	-------	-----	-------	-----	-------	5	246
Washington																	
Total	596	597	1,530	1,674	829,644	805,169	287	126	101,423	158	55,345	67	7,072	448	59,100	588	1,794
None	xxx	xxx	xxx	xxx	xxx	xxx	xxx	xxx	xxx	xxx	xxx	xxx	xxx	xxx	xxx	7	9
1 cow	189	338	189	521	120,212	298,190	24	15	2,642	3	200	8	583	134	11,459	182	262
2 cows	200		400		218,427		92	37	14,099	39	6,130	25	2,586	147	20,045	195	478
3 cows	88		264		140,306		68	29	17,062	36	9,663	18	2,008	71	11,693	85	291
4 cows	57	247	228	1,002	112,690	473,104	43	17	11,498	33	12,412	6	920	48	7,960	57	271
5 to 9 cows	51		316		163,414		49	22	27,222	39	18,355	10	965	43	7,330	51	339
10 cows and over	11	12	133	151	74,595	33,875	11	8	28,900	8	8,585	-----	-------	5	613	11	144
Wayne																	
Total	242	226	942	941	414,462	506,044	136	91	150,611	39	23,830	9	527	131	13,365	243	1,050
None	xxx	xxx	xxx	xxx	xxx	xxx	xxx	xxx	xxx	xxx	xxx	xxx	xxx	xxx	xxx	4	10
1 cow	30	68	30	113	13,056	71,205	1	1	600	-----	-------	-----	-------	18	758	29	42
2 cows	53		106		44,574		14	10	4,905	4	281	1	100	37	2,796	52	123
3 cows	46		138		53,886		25	14	12,429	7	1,192	5	350	32	3,855	45	137
4 cows	43	143	172	661	73,354	357,669	32	19	23,872	11	6,940	3	77	18	2,432	43	179
5 to 9 cows	56		348		157,011		50	40	83,810	10	6,350	-----	-------	24	3,212	56	388
10 to 14 cows	14	14	148	147	72,581	67,170	14	7	25,495	7	9,067	-----	-------	2	312	14	171
15 to 19 cows	-------		-------		----------		-------	------	----------	------	----------	------	-------	------	----------	------	------
20 to 29 cows	-------	1	------	20	----------	10,000	-------	------	----------	------	----------	------	-------	------	----------	------	------
Weber																	
Total	1,331	1,387	7,036	7,427	4,584,861	4,743,254	1,094	994	3,519,504	118	136,596	6	341	133	14,966	1,312	7,621
None	xxx	xxx	xxx	xxx	xxx	xxx	xxx	xxx	xxx	xxx	xxx	xxx	xxx	xxx	xxx	21	43
1 cow	265	458	265	653	162,699	386,567	78	71	24,658	8	887	3	80	72	6,751	241	327
2 cows	174		348		202,890		139	127	105,270	12	2,835	1	208	34	4,816	165	380
3 cows	162		486		302,091		149	137	200,752	12	8,131	-----	-------	11	1,137	158	508
4 cows	121	723	484	3,827	292,638	2,360,544	121	114	229,396	11	7,745	2	53	5	470	121	550
5 to 9 cows	419		2,721		1,772,638		417	379	1,432,363	48	57,063	-----	-------	8	986	416	2,876
10 to 14 cows	127	178	1,460	2,220	942,285	1,445,915	127	107	723,465	23	45,307	-----	-------	3	826	127	1,537
15 to 19 cows	39		634		440,442		39	38	410,392	1	1,500	-----	-------	------	----------	39	655
20 to 29 cows	18	19	404	401	289,308	290,203	18	15	218,178	3	13,130	-----	-------	------	----------	18	499
30 to 49 cows	6	8	234	276	179,870	235,025	6	6	175,070	------	----------	-----	-------	------	----------	6	248
50 to 74 cows	-------	1	------	50	----------	25,000	-------	------	----------	------	----------	-----	-------	------	----------	------	------

TABLE 19.—COWS MILKED AND MILK PRODUCED, 1939 AND 1929; DAIRY PRODUCTS SOLD AND BUTTER CHURNED, 1939; AND COWS KEPT FOR MILK APR. 1, 1940; BY NUMBER OF COWS MILKED, BY COUNTIES—Continued

(For explanation and definitions, see text)

STATE OR COUNTY AND NUMBER OF COWS MILKED	COWS MILKED				MILK PRODUCED (GALLONS)		DAIRY PRODUCTS SOLD, 1939							BUTTER CHURNED ON FARMS, 1939		COWS KEPT MAINLY FOR MILK PRODUCTION, APR. 1, 1940	
	Farms reporting		Number					Whole milk sold		Cream sold		Butter sold					
	1939	1929	1939	1929	1939	1929	Farms reporting	Farms reporting	Gallons	Farms reporting	Pounds of butterfat	Farms reporting	Pounds	Farms reporting	Pounds	Farms reporting	Number
VERMONT																	
Total	19,124	21,587	257,563	255,772	147,743,230	139,075,554	15,997	13,604	128,330,025	1,801	2,455,690	1,527	921,125	3,374	1,256,128	18,676	281,883
None	xxx	xxx	xxx	xxx	xxx	xxx	xxx	xxx	xxx	xxx	xxx	xxx	xxx	xxx	xxx	267	1,699
1 cow	2,332	3,774	2,332	5,455	1,125,654	2,737,040	466	257	59,984	27	3,240	219	22,054	915	94,730	2,068	3,124
2 cows	1,459		2,918		1,285,666		667	375	200,399	81	19,201	299	49,270	747	123,993	1,367	3,276
3 cows	776		2,328		1,054,850		539	273	263,623	124	46,740	204	55,234	376	95,866	745	2,551
4 cows	625	7,005	2,500	41,252	1,216,638	21,693,884	532	320	457,430	129	73,416	162	61,203	250	86,199	588	2,542
5 to 9 cows	3,254		22,695		12,009,557		3,130	2,372	8,263,109	616	539,352	378	249,897	576	310,998	3,136	24,793
10 to 14 cows	3,255	6,694	38,410	92,070	21,148,158	49,718,448	3,222	2,852	17,515,113	407	646,285	134	169,129	250	197,050	3,153	41,373
15 to 19 cows	2,607		43,599		24,839,529		2,606	2,453	22,185,361	192	403,663	62	108,982	122	123,175	2,565	47,827
20 to 29 cows	3,038	2,784	71,131	64,905	41,452,598	35,782,741	3,037	2,932	38,149,139	151	467,161	51	131,879	103	147,070	3,001	77,546
30 to 49 cows	1,532	1,136	54,514	39,899	32,664,793	22,474,285	1,532	1,506	30,794,189	60	203,064	14	56,277	27	58,775	1,522	58,930
50 to 74 cows	212	165	12,058	9,469	7,447,614	5,225,682	212	210	7,106,041	7	33,662	2	5,300	5	6,132	210	12,864
75 to 99 cows	37	19	3,066	1,567	2,193,649	878,788	37	37	2,084,372	3	5,475	2	11,900	2	11,990	37	3,312
100 to 199 cows	17	10	2,012	1,175	1,315,524	564,736	17	17	1,251,265	4	14,431	—	—	1	150	17	2,046
Addison																	
Total	1,554	1,754	27,603	24,164	17,800,799	15,510,818	1,374	1,295	16,674,143	43	40,059	75	53,838	173	71,477	1,534	30,882
None	xxx	xxx	xxx	xxx	xxx	xxx	xxx	xxx	xxx	xxx	xxx	xxx	xxx	xxx	xxx	28	217
1 cow	148	282	148	375	82,926	184,608	24	13	2,864	—	—	12	1,393	60	6,612	136	213
2 cows	71		142		68,958		32	24	13,278	3	415	10	1,360	29	5,307	66	139
3 cows	34		102		55,721		24	15	16,680	3	629	8	3,943	17	5,056	32	92
4 cows	33	449	132	2,712	83,507	1,408,493	30	19	38,473	6	3,400	8	5,120	10	6,373	31	133
5 to 9 cows	185		1,331		759,552		181	154	580,151	14	18,021	25	18,755	29	21,329	174	1,528
10 to 14 cows	219	549	2,637	7,672	1,645,633	4,305,119	219	210	1,495,252	10	11,752	7	7,769	13	9,116	213	2,788
15 to 19 cows	231		3,908		2,415,357		231	229	2,307,583	3	3,482	1	150	6	794	227	4,361
20 to 29 cows	368	322	8,699	7,442	5,674,839	4,196,809	368	367	5,439,504	3	1,480	2	1,252	5	2,220	364	9,754
30 to 49 cows	234	129	8,476	4,532	5,698,858	2,651,177	234	233	5,487,876	1	880	2	14,096	4	14,670	233	9,367
50 to 74 cows	22	19	1,275	1,021	805,171	612,981	22	22	785,115	—	—	—	—	—	—	21	1,334
75 cows and over	9	4	753	412	510,277	151,631	9	9	507,367	—	—	—	—	—	—	9	956
Bennington																	
Total	760	833	7,228	6,990	4,560,757	3,748,733	499	411	3,581,049	51	52,398	116	44,082	249	76,168	703	7,497
None	xxx	xxx	xxx	xxx	xxx	xxx	xxx	xxx	xxx	xxx	xxx	xxx	xxx	xxx	xxx	4	6
1 cow	133	245	133	366	74,180	162,350	18	8	1,365	—	—	14	1,415	58	5,894	118	169
2 cows	127		254		127,966		44	25	11,349	2	462	29	4,393	67	12,111	107	254
3 cows	59		177		83,968		32	17	8,507	2	700	18	4,951	31	9,341	54	172
4 cows	36	322	144	1,669	76,796	794,083	21	14	14,050	4	2,025	9	1,270	18	5,460	32	145
5 to 9 cows	130		877		494,629		109	86	272,508	16	6,635	32	15,481	48	21,721	123	896
10 to 14 cows	85	170	1,009	2,270	602,245	1,227,052	85	79	497,419	7	5,053	6	6,115	12	8,236	79	971
15 to 19 cows	65		1,092		714,588		65	62	616,786	8	2,779	5	8,222	10	10,120	63	1,110
20 to 29 cows	84	63	1,909	1,470	1,245,899	817,724	84	79	1,093,233	9	22,549	3	2,235	5	5,285	83	2,081
30 to 49 cows	35	31	1,203	1,111	792,476	690,224	35	35	757,666	2	622	—	—	—	—	34	1,207
50 cows and over	6	2	430	104	348,010	57,300	6	6	308,216	1	11,573	—	—	—	—	6	486
Caledonia																	
Total	1,530	1,755	19,766	21,337	11,527,842	11,655,395	1,354	1,059	9,118,482	293	489,361	112	103,624	223	125,690	1,504	21,793
None	xxx	xxx	xxx	xxx	xxx	xxx	xxx	xxx	xxx	xxx	xxx	xxx	xxx	xxx	xxx	32	238
1 cow	158	256	158	371	71,704	202,027	41	21	4,958	3	287	19	2,257	61	7,529	132	188
2 cows	92		184		74,507		46	28	13,229	10	2,807	12	2,767	35	5,842	89	193
3 cows	55		165		79,475		48	28	33,586	13	4,045	14	3,448	20	5,834	53	176
4 cows	45	561	180	3,356	93,826	1,798,352	43	23	38,858	15	10,863	7	2,204	12	3,498	40	170
5 to 9 cows	285		1,937		1,084,014		283	175	638,288	101	87,068	31	26,707	50	32,183	275	2,102
10 to 14 cows	527	606	3,891	8,289	2,144,924	4,583,844	325	267	1,560,263	82	140,070	14	15,470	23	17,654	321	4,289
15 to 19 cows	224		3,731		2,236,007		224	192	1,784,547	37	105,914	8	14,626	11	15,555	222	4,060
20 to 29 cows	244	225	5,782	5,278	3,412,765	2,904,945	244	229	2,933,928	25	100,461	5	26,245	6	27,095	242	6,417
30 to 49 cows	92	95	3,224	3,254	1,975,812	1,717,382	92	88	1,765,789	6	37,246	2	9,900	5	10,500	91	3,503
50 to 74 cows	5	9	264	504	170,106	273,895	5	5	166,386	1	600	—	—	—	—	4	191
75 to 99 cows	3	2	250	160	184,702	120,200	3	3	178,650	—	—	—	—	—	—	3	266
100 to 199 cows	—	1	—	125	—	54,750	—	—	—	—	—	—	—	—	—	—	—
Chittenden																	
Total	1,311	1,569	25,056	24,687	14,912,465	13,848,091	1,189	1,105	13,729,581	93	154,697	24	16,285	80	23,107	1,300	27,103
None	xxx	xxx	xxx	xxx	xxx	xxx	xxx	xxx	xxx	xxx	xxx	xxx	xxx	xxx	xxx	16	210
1 cow	87	218	87	312	44,045	159,745	13	9	1,532	1	100	3	304	23	2,175	77	105
2 cows	49		98		45,546		23	16	9,575	3	1,256	6	535	23	2,246	47	142
3 cows	32		96		39,082		18	12	11,102	1	143	6	2,421	9	3,309	31	107
4 cows	19	353	76	2,112	32,481	1,121,784	16	14	17,284	2	306	3	1,000	6	1,898	18	74
5 to 9 cows	172		1,262		720,424		168	141	588,930	26	24,831	4	2,825	8	3,130	171	1,355
10 to 14 cows	191	515	2,298	7,366	1,300,229	4,036,813	190	171	1,105,495	26	37,566	1	1,500	3	1,767	186	2,430
15 to 19 cows	210		3,498		2,028,519		210	201	1,830,405	17	36,767	—	—	2	360	207	3,903
20 to 29 cows	302	284	7,146	6,643	4,277,623	3,804,962	302	292	3,943,543	13	43,324	1	7,700	4	8,012	299	7,647
30 to 49 cows	187	156	6,590	5,560	3,889,347	3,124,802	187	187	3,757,280	3	6,104	—	—	2	210	186	6,905
50 to 74 cows	51	36	2,900	2,077	1,854,317	1,237,706	51	51	1,802,889	—	—	—	—	—	—	51	3,249
75 to 99 cows	8	6	670	497	469,696	252,779	8	8	454,130	1	4,300	—	—	—	—	8	641
100 to 199 cows	3	1	335	120	211,156	109,500	3	3	207,416	—	—	—	—	—	—	3	335
Essex																	
Total	448	496	4,493	5,406	2,389,304	3,025,287	355	292	1,956,612	45	22,648	69	38,721	139	54,347	431	4,753
None	xxx	xxx	xxx	xxx	xxx	xxx	xxx	xxx	xxx	xxx	xxx	xxx	xxx	xxx	xxx	5	33
1 cow	68	73	68	104	32,975	57,793	10	3	357	1	15	7	516	39	3,563	58	86
2 cows	39		78		27,755		14	5	3,411	2	22	11	843	23	2,855	37	115
3 cows	23		69		34,327		17	9	8,826	4	1,118	9	2,062	16	3,880	23	81
4 cows	15	192	60	1,201	23,449	689,040	14	5	3,575	6	1,758	7	2,812	11	3,818	15	56
5 to 9 cows	108		765		357,190		106	86	265,225	15	4,911	22	10,561	26	13,730	103	754
10 to 14 cows	92	160	1,078	2,168	585,695	1,262,601	92	84	495,352	9	10,834	7	5,738	12	6,790	89	1,136
15 to 19 cows	42		691		584,961		41	41	555,722	3	2,667	2	2,960	4	4,346	42	793
20 to 29 cows	39	54	873	1,238	454,011	723,261	39	37	389,369	2	1,115	3	11,659	7	13,645	38	914
30 to 49 cows	19	14	655	502	405,321	249,111	19	19	376,944	1	208	1	1,570	1	1,720	18	637
50 to 74 cows	3	3	156	193	85,620	43,481	3	3	82,033	—	—	—	—	—	—	3	148

TABLE 19.—COWS MILKED AND MILK PRODUCED, 1939 AND 1929; DAIRY PRODUCTS SOLD AND BUTTER CHURNED, 1939; AND COWS KEPT FOR MILK APR. 1, 1940; BY NUMBER OF COWS MILKED, BY COUNTIES—Continued

(For explanation and definitions, see text)

STATE OR COUNTY AND NUMBER OF COWS MILKED	COWS MILKED				MILK PRODUCED (GALLONS)		DAIRY PRODUCTS SOLD, 1939						BUTTER CHURNED ON FARMS, 1939		COWS KEPT MAINLY FOR MILK PRODUCTION, APR. 1, 1940	
	Farms reporting		Number					Whole milk sold		Cream sold		Butter sold				
	1939	1929	1939	1929	1939	1929	Farms reporting	Farms reporting	Gallons	Farms reporting	Pounds of butterfat	Farms reporting	Pounds	Farms reporting	Pounds	Farms reporting	Number
VERMONT—Contd.																	
Franklin																	
Total	1,891	2,050	37,745	35,303	20,683,341	18,903,768	1,800	1,690	19,400,197	78	147,255	92	76,738	143	88,411	1,854	41,013
None	xxx	xxx	xxx	xxx	xxx	xxx	xxx	xxx	xxx	xxx	xxx	xxx	xxx	xxx	xxx	8	53
1 cow	99	191	99	281	45,569	146,533	31	19	5,884	------	------	12	1,712	33	4,488	84	116
2 cows	54		108		51,561		42	20	14,674	5	1,040	25	5,410	28	7,446	51	114
3 cows	30		90		44,185		24	13	18,781	5	2,530	9	1,843	10	2,549	28	103
4 cows	21	380	84	2,289	50,491	1,193,370	19	17	34,187	1	1,000	2	1,250	5	1,603	21	85
5 to 9 cows	215		1,529		865,606		213	191	724,544	17	14,889	16	10,478	22	12,856	205	1,649
10 to 14 cows	261	709	3,176	10,181	1,818,324	5,286,119	260	247	1,726,961	10	28,931	10	13,730	17	14,925	257	3,495
15 to 19 cows	337		5,718		3,053,853		337	327	2,863,464	10	16,036	6	13,882	10	14,558	333	6,362
20 to 29 cows	499	495	11,809	11,688	6,368,978	6,215,675	499	488	6,030,925	15	33,537	9	16,744	12	17,752	493	12,832
30 to 49 cows	317	236	11,484	8,502	6,395,868	4,668,860	317	311	6,058,891	13	44,198	3	6,389	4	6,734	316	12,506
50 to 74 cows	49	36	2,763	2,102	1,446,940	1,192,211	49	48	1,392,233	1	3,832	2	5,300	2	5,500	49	2,835
75 to 99 cows	4	3	320	260	160,174	201,000	4	4	157,486	------	------	------	------	------	------	4	325
100 to 199 cows	5	------	565	------	379,792	----------	5	5	371,167	1	1,262	------	------	------	------	5	538
Grand Isle																	
Total	364	396	4,576	4,115	3,011,289	2,326,348	339	300	2,610,501	40	75,201	10	2,229	23	5,309	352	5,125
None	xxx	xxx	xxx	xxx	xxx	xxx	xxx	xxx	xxx	xxx	xxx	xxx	xxx	xxx	xxx	1	14
1 cow	27	57	27	69	12,762	40,213	10	6	415	2	270	3	160	8	932	21	27
2 cows	11		22		10,860		7	3	1,200	1	160	4	549	7	1,542	11	23
3 cows	8		24		11,386		5	3	5,100	2	1,230	------	------	3	585	8	24
4 cows	10	150	40	963	18,894	572,255	10	9	15,000	1	50	2	220	2	500	10	45
5 to 9 cows	104		757		470,997		103	90	399,732	14	12,974	1	1,300	3	1,750	100	890
10 to 14 cows	79	149	925	2,029	607,228	1,106,220	79	73	533,797	8	11,748	------	------	------	------	78	1,054
15 to 19 cows	65		1,102		715,671		65	62	640,360	4	12,373	------	------	------	------	65	1,237
20 to 29 cows	43	31	1,003	699	650,240	410,970	43	37	523,511	8	36,396	------	------	------	------	41	1,096
30 cows and over	17	9	676	355	513,251	196,690	17	17	491,386	------	----------	------	------	------	------	17	715
Lamoille																	
Total	1,006	1,216	13,286	14,429	6,930,065	7,235,371	871	731	5,931,948	124	160,881	59	47,650	108	55,523	980	14,090
None	xxx	xxx	xxx	xxx	xxx	xxx	xxx	xxx	xxx	xxx	xxx	xxx	xxx	xxx	xxx	10	76
1 cow	109	185	109	263	46,957	130,137	19	11	3,393	1	153	9	751	32	3,473	96	164
2 cows	65		130		54,911		32	16	12,499	6	1,417	13	3,347	25	4,698	57	146
3 cows	27		81		32,162		19	10	14,399	5	1,208	5	1,526	9	2,234	25	84
4 cows	33	361	132	2,204	51,057	1,102,483	30	23	24,919	5	2,428	8	1,322	6	1,428	31	132
5 to 9 cows	179		1,293		609,023		179	139	431,468	40	27,430	8	7,865	13	8,745	175	1,411
10 to 14 cows	218	468	2,557	6,406	1,245,588	3,194,788	218	179	943,717	44	71,621	9	12,700	12	13,990	211	2,603
15 to 19 cows	139		2,359		1,243,272		139	127	1,108,637	11	20,425	4	10,529	6	10,883	139	2,461
20 to 29 cows	165	140	3,872	3,237	2,049,322	1,589,203	164	158	1,899,736	8	19,304	3	9,610	5	10,072	165	4,092
30 to 49 cows	63	55	2,250	1,826	1,268,322	1,015,208	63	60	1,174,649	4	16,895	------	------	------	------	63	2,367
50 cows and over	8	7	503	493	329,471	203,552	8	8	318,531	------	----------	------	------	------	------	8	554
Orange																	
Total	1,785	1,950	18,137	18,437	9,562,978	9,855,765	1,432	1,040	7,019,900	343	534,188	137	101,206	348	136,659	1,745	20,277
None	xxx	xxx	xxx	xxx	xxx	xxx	xxx	xxx	xxx	xxx	xxx	xxx	xxx	xxx	xxx	26	114
1 cow	270	363	270	522	123,036	264,370	42	23	7,086	2	56	22	2,024	105	10,427	247	457
2 cows	136		272		120,182		62	33	17,698	11	3,065	22	4,120	64	11,502	128	328
3 cows	91		273		120,726		65	29	30,399	20	9,532	19	5,024	38	9,182	87	301
4 cows	78	811	312	4,840	143,440	2,585,014	68	38	50,749	27	14,887	14	3,702	24	5,861	70	301
5 to 9 cows	416		2,887		1,447,679		403	267	872,144	124	135,267	32	30,075	65	36,982	404	3,226
10 to 14 cows	343	570	3,981	7,580	2,027,487	4,087,273	341	265	1,495,286	84	134,045	14	11,754	26	15,395	334	4,392
15 to 19 cows	201		3,310		1,782,699		201	168	1,416,122	36	87,724	5	12,576	11	13,934	200	3,685
20 to 29 cows	180	155	4,165	3,623	2,260,097	1,907,464	180	155	1,859,607	27	86,379	6	17,909	12	19,354	179	4,593
30 to 49 cows	64	45	2,267	1,557	1,355,268	887,132	64	57	1,141,063	9	47,234	3	14,022	3	14,022	64	2,500
50 cows and over	6	6	400	315	182,364	124,512	6	5	129,746	3	15,999	------	------	------	------	6	380
Orleans																	
Total	1,861	2,092	30,513	30,948	16,737,062	16,181,887	1,730	1,622	15,480,943	74	108,402	86	67,512	160	80,319	1,817	32,759
None	xxx	xxx	xxx	xxx	xxx	xxx	xxx	xxx	xxx	xxx	xxx	xxx	xxx	xxx	xxx	30	239
1 cow	121	163	121	242	55,177	121,907	30	16	4,400	2	571	13	1,752	44	5,516	100	138
2 cows	49		98		43,566		28	16	9,222	3	650	11	1,679	22	3,334	48	110
3 cows	41		123		59,385		31	18	22,880	2	2,070	13	4,393	20	6,397	38	150
4 cows	42	517	168	3,249	90,366	1,854,562	39	27	50,019	4	3,568	12	6,364	16	7,132	39	170
5 to 9 cows	260		1,847		929,745		254	223	727,114	28	26,767	18	10,515	22	12,082	246	2,023
10 to 14 cows	359	859	4,311	12,098	2,203,602	6,345,347	359	347	2,004,708	17	16,250	9	14,266	18	15,478	350	4,584
15 to 19 cows	350		5,852		3,110,510		350	343	2,909,834	7	9,639	6	16,525	10	17,717	335	6,211
20 to 29 cows	416	389	9,741	9,118	5,439,628	4,808,099	416	411	5,166,771	7	23,982	3	11,868	6	12,101	410	10,482
30 to 49 cows	201	143	6,974	4,990	3,972,603	2,650,442	201	199	3,782,294	4	24,905	1	150	1	250	199	7,286
50 cows and over	22	21	1,278	1,251	832,480	601,530	22	22	803,701	------	----------	------	------	1	312	22	1,366
Rutland																	
Total	1,622	1,827	23,234	22,527	13,790,475	12,590,339	1,336	1,187	12,169,732	100	110,659	125	88,072	307	119,104	1,601	26,124
None	xxx	xxx	xxx	xxx	xxx	xxx	xxx	xxx	xxx	xxx	xxx	xxx	xxx	xxx	xxx	22	156
1 cow	174	328	174	469	89,147	230,822	22	12	3,047	5	442	7	796	57	5,249	161	249
2 cows	129		258		111,066		53	28	17,180	10	1,376	23	2,785	68	9,930	125	291
3 cows	62		186		84,566		40	25	22,468	10	3,195	11	1,804	29	5,022	62	210
4 cows	48	544	192	3,190	75,504	1,655,267	36	21	21,811	7	2,814	11	4,721	18	6,646	48	217
5 to 9 cows	240		1,672		918,928		218	168	631,634	27	16,891	42	30,598	65	37,819	230	1,878
10 to 14 cows	256	570	3,072	7,895	1,787,735	4,387,000	254	232	1,515,577	19	32,997	14	18,176	26	20,872	249	3,419
15 to 19 cows	265		4,425		2,670,934		265	259	2,465,249	9	12,592	7	7,139	17	8,419	263	4,863
20 to 29 cows	279	261	6,505	6,075	3,825,267	3,550,247	279	274	3,576,831	6	17,040	9	14,703	21	17,308	272	7,185
30 to 49 cows	145	105	5,110	3,630	3,099,245	2,150,685	145	144	2,889,668	4	8,685	1	7,350	4	7,619	145	5,868
50 to 74 cows	20	16	1,185	995	835,953	511,876	20	20	739,687	3	14,627	------	------	1	220	20	1,293
75 cows and over	4	3	455	273	292,130	104,442	4	4	286,480	------	----------	------	------	------	------	4	495

TABLE 19.—COWS MILKED AND MILK PRODUCED, 1939 AND 1929; DAIRY PRODUCTS SOLD AND BUTTER CHURNED, 1939; AND COWS KEPT FOR MILK APR. 1, 1940; BY NUMBER OF COWS MILKED, BY COUNTIES—Continued

(For explanation and definitions, see text)

STATE OR COUNTY AND NUMBER OF COWS MILKED	COWS MILKED				MILK PRODUCED (GALLONS)		DAIRY PRODUCTS SOLD, 1939						BUTTER CHURNED ON FARMS, 1939		COWS KEPT MAINLY FOR MILK PRODUCTION, APR. 1, 1940	
	Farms reporting		Number					Whole milk sold		Cream sold		Butter sold				
	1939	1929	1939	1929	1939	1929	Farms reporting	Farms reporting	Gallons	Farms reporting	Pounds of butterfat	Farms reporting	Pounds	Farms reporting	Pounds	Farms reporting	Number
VERMONT—Contd.																	
Washington																	
Total	1,676	1,904	18,599	19,676	10,047,617	10,717,830	1,347	1,035	8,142,488	239	311,422	151	71,257	357	105,706	1,625	21,141
None	xxx	xxx	xxx	xxx	xxx	xxx	xxx	xxx	xxx	xxx	xxx	xxx	xxx	xxx	xxx	20	80
1 cow	256	359	256	502	121,340	242,430	53	32	8,399	3	486	23	2,139	99	10,151	227	383
2 cows	161		322		143,244		76	45	27,429	13	3,123	22	3,623	79	12,102	150	392
3 cows	82		246		106,472		57	23	19,888	18	7,250	22	6,256	41	10,941	78	311
4 cows	68	681	272	3,993	127,916	1,978,708	60	24	29,313	21	11,177	25	7,514	33	10,658	64	264
5 to 9 cows	314		2,127		1,072,887		307	203	652,397	83	78,335	36	22,597	55	28,991	303	2,459
10 to 14 cows	304	604	3,605	8,108	1,877,857	4,345,281	303	252	1,417,067	54	90,906	12	10,860	25	12,187	297	3,948
15 to 19 cows	205		3,403		1,801,685		205	180	1,510,948	28	61,393	7	9,694	16	11,068	203	3,918
20 to 29 cows	187	194	4,352	4,499	2,441,348	2,573,372	187	178	2,216,763	17	53,424	3	5,774	7	6,610	185	4,895
30 to 49 cows	83	56	3,003	1,927	1,683,964	1,236,260	83	82	1,609,612	2	5,328	1	2,800	2	2,998	82	3,361
50 to 74 cows	12	8	694	475	432,267	244,386	12	12	414,210	———	———	———	———	———	———	12	765
75 to 99 cows	4	2	319	172	238,637	97,393	4	4	236,462	———	———	———	———	———	———	4	365
Windham																	
Total	1,205	1,415	8,788	9,235	5,064,919	5,150,228	811	611	3,790,663	92	73,790	218	92,158	472	137,692	1,170	9,420
None	xxx	xxx	xxx	xxx	xxx	xxx	xxx	xxx	xxx	xxx	xxx	xxx	xxx	xxx	xxx	21	61
1 cow	292	473	292	716	136,774	357,610	71	46	8,394	1	22	28	2,305	127	11,543	262	376
2 cows	205		410		176,639		94	57	19,731	3	1,176	54	7,208	114	18,086	194	425
3 cows	100		300		128,636		65	35	17,458	11	3,268	33	8,916	64	16,002	97	319
4 cows	70	642	280	3,464	139,954	1,885,542	58	37	42,539	10	7,697	22	10,094	41	14,090	65	320
5 to 9 cows	229		1,558		774,380		216	152	434,018	44	33,114	59	30,131	82	38,500	225	1,691
10 to 14 cows	145	225	1,691	2,894	930,446	1,566,257	143	123	720,172	9	10,001	19	32,889	30	37,593	144	1,789
15 to 19 cows	63		1,031		634,910		63	62	577,110	5	3,250	3	615	7	1,167	62	1,146
20 to 29 cows	65	54	1,490	1,214	1,011,816	763,326	65	64	923,976	4	11,497	-----	-------	5	461	65	1,506
30 to 49 cows	25	17	892	591	541,765	355,038	25	24	478,582	4	3,565	-----	-------	------	-------	24	909
50 to 74 cows	7	2	416	120	314,099	74,165	7	7	299,683	------	----------	-----	-------	1	100	7	464
75 to 99 cows	1	———	80	———	46,000	----------	1	1	45,000	------	----------	-----	-------	------	-------	1	75
100 to 199 cows	3	2	348	236	229,500	148,290	3	3	224,000	1	200	-----	-------	1	150	3	339
Windsor																	
Total	2,111	2,330	18,539	18,518	10,724,317	10,325,694	1,560	1,226	8,723,786	188	174,729	253	117,753	592	176,616	2,060	19,906
None	xxx	xxx	xxx	xxx	xxx	xxx	xxx	xxx	xxx	xxx	xxx	xxx	xxx	xxx	xxx	44	202
1 cow	390	581	390	865	189,082	436,495	82	38	7,890	6	838	47	4,530	169	17,178	349	453
2 cows	271		542		228,905		114	59	29,924	9	2,232	59	10,651	163	26,992	257	604
3 cows	132		396		174,759		94	36	32,549	28	9,822	37	8,647	69	15,534	129	421
4 cows	107	1,042	428	5,990	208,957	3,254,931	88	49	76,773	20	11,443	32	13,610	47	19,234	104	430
5 to 9 cows	417		2,853		1,495,503		390	297	1,046,958	67	52,219	52	32,009	88	41,180	402	2,931
10 to 14 cows	356	540	4,179	7,114	2,371,165	3,984,734	354	323	2,006,047	28	44,511	12	18,162	33	23,047	345	4,475
15 to 19 cows	210		3,479		2,046,563		210	200	1,818,594	14	28,622	8	12,064	12	14,254	204	3,717
20 to 29 cows	167	117	3,785	2,681	2,340,765	1,516,684	167	163	2,151,442	7	16,673	4	6,180	8	7,155	165	4,052
30 to 49 cows	52	46	1,855	1,617	1,209,983	922,024	52	52	1,152,809	7	7,194	-----	-------	1	52	52	1,951
50 to 74 cows	5	3	286	176	162,206	145,826	5	5	159,961	------	----------	-----	-------	------	-------	5	304
75 to 99 cows	4	1	346	75	296,429	65,000	4	4	240,839	2	1,175	2	11,900	2	11,990	4	366
VIRGINIA																	
Total	132,595	128,453	357,029	337,862	153,844,286	145,524,668	56,905	11,381	49,866,287	19,076	6,460,612	32,235	4,356,836	118,124	20,317,701	130,689	386,633
None	xxx	xxx	xxx	xxx	xxx	xxx	xxx	xxx	xxx	xxx	xxx	xxx	xxx	xxx	xxx	2,654	4,908
1 cow	60,968	94,488	60,968	129,882	25,448,284	52,772,285	12,901	1,593	282,871	1,727	175,296	10,623	715,936	56,106	6,793,973	57,897	66,899
2 cows	36,722		73,444		27,751,923		16,858	2,097	690,957	4,603	756,550	11,654	1,215,845	33,878	6,456,336	35,876	78,782
3 cows	13,136		39,408		14,196,019		8,541	1,362	804,760	3,532	836,741	4,573	681,660	11,686	2,801,646	12,865	41,855
4 cows	7,356	29,935	29,424	129,290	10,468,687	48,908,738	5,646	1,123	1,015,354	2,852	894,702	2,317	475,678	6,273	1,494,353	7,222	31,199
5 to 9 cows	10,368		64,030		22,957,749		8,981	2,493	4,218,824	5,091	2,441,487	2,554	835,429	8,270	2,189,911	10,184	66,126
10 to 14 cows	1,793	2,700	20,230	33,962	8,314,163	15,502,644	1,743	780	3,457,172	856	734,602	332	219,035	1,200	433,450	1,767	21,170
15 to 19 cows	660		10,858		5,517,541		655	460	3,870,335	216	247,929	73	44,022	296	97,054	646	11,534
20 to 29 cows	750	730	17,384	16,690	10,544,388	10,146,369	740	656	9,069,129	119	181,532	63	65,824	257	109,320	740	18,876
30 to 49 cows	569	425	20,656	15,147	13,818,804	9,576,573	567	549	12,678,193	54	91,914	28	45,447	109	69,887	565	22,828
50 to 74 cows	179	119	10,210	6,737	7,150,013	4,504,206	179	174	6,579,010	16	53,612	12	42,702	38	50,559	179	11,159
75 to 99 cows	53	24	4,370	1,970	3,261,416	1,326,362	53	53	3,079,003	3	2,887	3	10,800	5	12,990	53	4,990
100 to 199 cows	36	30	4,377	3,578	3,103,047	2,252,157	36	36	2,903,374	6	33,790	1	1,825	4	5,019	36	4,549
200 cows and over	5	2	1,670	606	1,312,252	535,334	5	5	1,217,305	1	9,570	2	2,633	2	3,203	5	1,758
Accomack																	
Total	1,245	1,428	1,862	1,875	835,539	734,598	306	95	121,654	13	4,366	254	24,545	1,110	123,586	1,260	2,030
None	xxx	xxx	xxx	xxx	xxx	xxx	xxx	xxx	xxx	xxx	xxx	xxx	xxx	xxx	xxx	53	96
1 cow	940	1,366	940	1,560	425,109	591,066	173	42	4,790	3	480	150	11,137	839	78,784	905	975
2 cows	214		428		172,637		71	15	2,840	3	38	67	6,738	198	29,184	212	430
3 cows	44		132		57,055		24	10	7,216	2	680	18	2,651	38	6,932	44	150
4 cows	17	57	68	234	25,739	91,873	11	7	8,555	2	1,218	5	829	13	2,311	17	67
5 to 9 cows	17		106		48,826		14	9	16,935	1	700	10	2,360	15	4,553	17	109
10 to 14 cows	10	5	120	81	57,923	51,657	10	9	44,268	———	----------	4	830	5	1,670	9	132
15 cows and over	3		68		48,250		3	3	37,250	2	1,250	———	———	2	152	3	71
Albemarle																	
Total	1,914	2,020	6,148	6,689	2,593,668	2,891,297	900	103	853,632	274	146,436	575	95,696	1,645	307,756	1,908	6,680
None	xxx	xxx	xxx	xxx	xxx	xxx	xxx	xxx	xxx	xxx	xxx	xxx	xxx	xxx	xxx	37	90
1 cow	725	1,299	725	1,864	282,499	774,120	137	10	987	6	870	125	8,366	665	73,378	694	774
2 cows	518		1,056		376,020		255	18	3,594	29	5,595	215	22,958	472	87,319	512	1,088
3 cows	250		750		248,369		163	12	4,175	39	11,097	122	22,200	222	55,127	248	808
4 cows	142	609	568	2,749	181,260	946,521	102	7	3,740	55	17,492	48	9,827	112	30,222	139	658
5 to 9 cows	189		1,164		398,717		155	10	11,530	104	62,782	50	23,671	135	46,649	189	1,213
10 to 14 cows	48	75	535	918	198,691	457,617	47	7	37,280	36	40,579	11	6,758	27	11,022	47	551
15 to 19 cows	9		150		60,709		8	6	24,237	4	6,521	2	656	6	2,027	9	152
20 to 29 cows	14	24	356	548	190,724	332,362	14	14	161,107	1	1,500	1	60	3	412	14	377
30 to 49 cows	14	9	526	332	348,129	206,150	14	14	311,852	———	----------	1	1,200	2	1,400	14	556
50 cows and over	5	4	338	278	308,550	174,527	5	5	295,150	———	----------	———	———	1	200	5	413

TABLE 19.—COWS MILKED AND MILK PRODUCED, 1939 AND 1929; DAIRY PRODUCTS SOLD AND BUTTER CHURNED, 1939; AND COWS KEPT FOR MILK APR. 1, 1940; BY NUMBER OF COWS MILKED, BY COUNTIES—Continued

(For explanation and definitions, see text)

STATE OR COUNTY AND NUMBER OF COWS MILKED	COWS MILKED				MILK PRODUCED (GALLONS)		DAIRY PRODUCTS SOLD, 1939							BUTTER CHURNED ON FARMS, 1939		COWS KEPT MAINLY FOR MILK PRODUCTION, APR. 1, 1940	
	Farms reporting		Number					Whole milk sold		Cream sold		Butter sold					
	1939	1929	1939	1929	1939	1929	Farms reporting	Farms reporting	Gallons	Farms reporting	Pounds of butterfat	Farms reporting	Pounds	Farms reporting	Pounds	Farms reporting	Number
VIRGINIA—Contd.																	
Alleghany																	
Total	422	429	1,596	1,663	884,451	695,711	279	92	387,013	42	25,114	201	46,783	376	98,994	421	1,757
None	xxx	xxx	xxx	xxx	xxx	xxx	xxx	xxx	xxx	xxx	xxx	xxx	xxx	xxx	xxx	9	55
1 cow	124	222	124	347	74,044	129,604	43	13	2,067	———	———	37	3,934	119	17,453	117	189
2 cows	108		216		108,544		68	11	3,840	4	936	61	9,715	102	24,263	107	232
3 cows	68		204		93,085		55	19	9,896	9	3,664	42	8,671	59	16,991	67	217
4 cows	36	182	144	834	66,426	278,512	30	6	4,290	6	3,603	23	6,759	34	12,287	36	143
5 to 9 cows	58		349		163,233		55	21	39,681	19	11,211	31	13,255	49	21,662	58	341
10 to 14 cows	14	18	162	237	90,901	104,245	14	9	65,046	2	500	5	3,034	8	4,099	14	167
15 to 19 cows	4		60		30,510		4	4	26,085	———	———	1	215	2	585	4	67
20 to 29 cows	5	4	109	103	80,200	74,850	5	5	77,300	———	———	———	———	2	356	4	94
30 cows and over	5	3	228	142	177,508	108,500	5	4	158,808	2	5,200	1	1,200	1	1,300	5	252
Amelia																	
Total	1,050	1,048	3,009	2,868	1,245,400	1,527,078	387	42	416,662	152	76,886	217	21,248	935	150,903	1,044	3,353
None	xxx	xxx	xxx	xxx	xxx	xxx	xxx	xxx	xxx	xxx	xxx	xxx	xxx	xxx	xxx	20	46
1 cow	496	818	496	1,122	175,714	532,602	70	———	———	6	499	64	3,601	459	53,417	477	542
2 cows	284		568		206,302		109	3	765	26	5,330	86	7,590	272	51,711	278	632
3 cows	103		309		105,800		62	5	2,673	29	11,411	30	3,573	82	16,761	102	343
4 cows	51	198	204	814	74,590	345,501	44	3	3,185	28	12,321	14	1,693	44	8,428	51	222
5 to 9 cows	76		471		159,891		64	9	9,920	45	25,548	19	4,310	52	14,466	76	525
10 to 14 cows	16	9	176	109	81,100	55,940	14	2	3,000	12	16,001	1	50	12	2,844	16	204
15 to 19 cows	5		78		30,265		5	1	7,950	4	5,076	1	250	3	1,246	5	80
20 to 29 cows	6	5	140	114	84,635	88,672	6	6	75,660	1	300	1	156	5	866	6	177
30 to 49 cows	8	13	272	429	161,586	315,620	8	8	157,642	———	———	———	———	3	504	8	277
50 cows and over	5	5	295	280	167,517	188,743	5	5	155,867	1	400	1	25	3	660	5	305
Amherst																	
Total	1,685	1,655	3,741	3,361	1,433,706	1,406,520	750	74	201,092	92	25,269	667	69,893	1,607	334,532	1,630	3,804
None	xxx	xxx	xxx	xxx	xxx	xxx	xxx	xxx	xxx	xxx	xxx	xxx	xxx	xxx	xxx	22	43
1 cow	722	1,302	722	1,860	283,060	755,784	159	21	2,056	2	90	150	8,263	685	86,239	672	772
2 cows	551		1,102		410,568		289	18	2,871	21	3,384	266	22,114	525	117,311	538	1,122
3 cows	197		591		208,579		140	10	2,590	22	3,903	127	13,842	191	54,638	190	588
4 cows	111	325	444	1,287	141,815	496,295	86	10	4,903	19	3,033	73	11,212	110	36,296	109	442
5 to 9 cows	92		556		173,571		66	8	8,940	23	9,284	48	13,262	91	37,062	89	524
10 to 14 cows	4	4	46	43	12,808	13,800	4	1	5,000	2	1,400	2	200	3	796	4	49
15 to 19 cows	———		———		———		———	———	———	———	———	———	———	———	———	———	———
20 to 29 cows	2	———	49	———	31,025	———	2	2	12,190	1	1,825	1	1,000	1	1,825	2	53
30 to 49 cows	1	2	35	62	14,600	48,246	1	1	12,600	1	666	———	———	1	365	1	26
50 cows and over	3	2	196	109	157,680	92,395	3	3	149,942	1	1,684	———	———	———	———	3	185
Appomattox																	
Total	1,030	951	1,959	1,803	836,293	684,639	387	20	30,565	31	15,948	360	54,054	999	243,628	1,001	2,197
None	xxx	xxx	xxx	xxx	xxx	xxx	xxx	xxx	xxx	xxx	xxx	xxx	xxx	xxx	xxx	13	38
1 cow	533	789	533	1,081	237,945	419,764	96	4	655	2	450	93	7,725	519	80,859	503	598
2 cows	326		652		273,645		159	6	1,324	4	1,030	154	18,994	319	89,592	315	734
3 cows	93		279		117,510		67	2	116	5	2,100	63	8,801	88	33,767	93	304
4 cows	31	153	124	565	51,710	204,560	22	———	———	6	2,079	17	3,433	30	12,668	31	126
5 to 9 cows	39		230		100,455		36	5	3,270	11	8,017	29	11,351	38	21,842	38	259
10 to 14 cows	5	9	53	157	22,728	60,315	4	———	———	2	1,092	3	3,050	4	3,860	5	66
15 cows and over	3		68		32,300		3	3	25,200	1	1,180	1	700	1	1,040	3	72
Arlington																	
Total	9	22	123	296	84,939	184,152	6	6	79,243	1	10	1	904	2	1,216	7	119
None	xxx	xxx	xxx	xxx	xxx	xxx	xxx	xxx	xxx	xxx	xxx	xxx	xxx	xxx	xxx	———	———
1 cow	3	7	3	9	1,180	5,405	1	1	110	———	———	———	———	———	———	3	3
2 cows	1		2		600		———	———	———	———	———	———	———	1	312	———	———
3 cows	———		———		———		———	———	———	———	———	———	———	———	———	———	———
4 cows	———	9	———	54	———	35,867	———	———	———	———	———	———	———	———	———	———	———
5 to 9 cows	1		5		1,000		1	1	365	———	———	———	———	———	———	———	———
10 to 14 cows	———	2	———	26	———	16,680	———	———	———	———	———	———	———	———	———	———	———
15 to 19 cows	1		15		11,984		1	1	11,984	———	———	———	———	———	———	1	16
20 cows and over	3	4	98	207	70,175	126,200	3	3	66,784	1	10	1	904	1	904	3	100
Augusta																	
Total	2,932	2,429	9,516	9,781	4,138,596	4,377,912	1,896	360	1,270,294	1,027	370,319	696	111,433	2,368	376,819	2,875	10,483
None	xxx	xxx	xxx	xxx	xxx	xxx	xxx	xxx	xxx	xxx	xxx	xxx	xxx	xxx	xxx	53	191
1 cow	1,038	1,038	1,038	1,593	473,462	683,664	397	49	9,108	137	17,186	238	19,472	895	99,645	963	1,202
2 cows	785		1,570		637,909		507	61	22,923	265	52,433	232	27,376	655	101,736	765	1,741
3 cows	330		990		383,046		264	25	14,228	183	53,191	73	11,803	265	44,498	325	1,037
4 cows	264	1,241	1,056	5,813	421,572	2,471,748	254	44	44,644	152	58,996	65	16,508	208	43,267	259	1,095
5 to 9 cows	394		2,428		955,573		375	97	171,622	253	153,491	70	22,730	288	63,389	389	2,525
10 to 14 cows	61	108	677	1,331	260,137	592,875	59	28	107,192	25	27,162	12	8,739	39	15,550	61	672
15 to 19 cows	16		254		124,920		16	12	86,815	6	5,150	3	1,124	8	3,415	16	275
20 to 29 cows	21	34	490	773	264,163	482,952	21	21	242,534	5	2,660	1	156	7	1,369	21	563
30 to 49 cows	15	8	533	271	333,652	148,693	15	15	309,233	1	50	1	25	2	550	15	641
50 cows and over	8	———	482	———	284,162	———	8	8	262,000	———	———	1	3,500	1	3,600	8	523
Bath																	
Total	641	520	1,439	1,570	560,873	515,630	363	75	105,874	33	7,538	312	42,911	585	127,461	627	1,460
None	xxx	xxx	xxx	xxx	xxx	xxx	xxx	xxx	xxx	xxx	xxx	xxx	xxx	xxx	xxx	6	57
1 cow	200	295	200	459	100,995	160,965	85	20	2,744	2	41	75	8,443	180	27,794	196	219
2 cows	315		630		229,212		185	29	12,058	11	1,765	163	20,865	288	64,336	306	620
3 cows	70		210		67,955		53	13	6,560	3	1,034	46	7,344	65	19,710	68	228
4 cows	27	225	108	1,111	31,690	354,665	18	3	1,225	7	2,323	13	3,416	26	7,401	26	96
5 cows and over	29		291		131,021		22	10	83,287	10	2,375	15	2,843	26	8,220	25	245

TABLE 19.—COWS MILKED AND MILK PRODUCED, 1939 AND 1929; DAIRY PRODUCTS SOLD AND BUTTER CHURNED, 1939; AND COWS KEPT FOR MILK APR. 1, 1940; BY NUMBER OF COWS MILKED, BY COUNTIES—Continued

(For explanation and definitions, see text)

STATE OR COUNTY AND NUMBER OF COWS MILKED	COWS MILKED				MILK PRODUCED (GALLONS)		DAIRY PRODUCTS SOLD, 1939							BUTTER CHURNED ON FARMS, 1939		COWS KEPT MAINLY FOR MILK PRODUCTION, APR. 1, 1940	
	Farms reporting		Number					Whole milk sold		Cream sold		Butter sold					
	1939	1929	1939	1929	1939	1929	Farms reporting	Farms reporting	Gallons	Farms reporting	Pounds of butterfat	Farms reporting	Pounds	Farms reporting	Pounds	Farms reporting	Number
VIRGINIA—Contd.																	
Bedford																	
Total	3,445	3,305	11,525	9,890	4,411,133	4,017,823	2,332	146	947,908	1,512	538,369	833	142,125	3,151	523,430	3,474	12,732
None	xxx	xxx	xxx	xxx	xxx	xxx	xxx	xxx	xxx	xxx	xxx	xxx	xxx	xxx	xxx	76	149
1 cow	1,043	2,095	1,043	3,076	383,791	1,178,417	335	17	1,036	110	8,518	225	13,924	997	106,397	1,016	1,237
2 cows	961		1,922		678,158		649	11	2,717	385	61,235	286	30,356	889	142,561	953	2,111
3 cows	457		1,371		474,391		404	14	6,598	267	67,032	154	27,482	422	81,841	454	1,475
4 cows	328	1,096	1,312	4,740	458,790	1,883,875	304	14	9,895	236	87,192	81	20,882	292	59,310	324	1,375
5 to 9 cows	512		3,196		1,122,369		496	34	50,665	426	228,701	73	32,015	455	98,814	507	3,333
10 to 14 cows	84	82	959	1,023	340,072	437,445	84	16	71,680	65	55,963	11	14,314	64	24,885	84	1,028
15 to 19 cows	19		309		103,755		19	3	12,225	17	21,104	1	52	15	2,778	19	295
20 to 29 cows	21	22	488	499	294,172	203,491	21	19	272,295	3	3,110	1	100	11	1,750	21	591
30 to 49 cows	14	6	532	222	312,910	132,945	14	12	281,695	3	5,514	1	3,000	4	4,730	14	682
50 cows and over	6	4	393	330	242,725	181,650	6	6	239,102	———	———	———	———	2	364	6	456
Bland																	
Total	809	649	2,584	2,142	878,893	703,768	481	44	105,024	178	57,010	284	43,810	781	139,275	797	2,808
None	xxx	xxx	xxx	xxx	xxx	xxx	xxx	xxx	xxx	xxx	xxx	xxx	xxx	xxx	xxx	8	17
1 cow	220	318	220	498	87,752	196,137	81	4	470	5	252	76	5,871	213	24,148	204	222
2 cows	229		458		155,430		106	2	590	22	2,900	84	10,973	226	37,450	227	515
3 cows	109		327		116,184		73	5	1,565	38	7,576	33	5,625	106	20,413	107	361
4 cows	103	313	412	1,416	140,166	432,226	84	2	2,000	53	15,880	31	4,992	100	18,387	103	446
5 to 9 cows	129		779		243,186		118	20	23,034	52	22,047	53	13,349	123	33,559	129	851
10 to 14 cows	12	17	126	192	41,000	61,405	12	5	7,100	6	2,335	5	2,000	10	3,768	12	122
15 to 19 cows	1		17		5,475		1	1	265	1	1,640	1	250	1	400	1	9
20 to 29 cows	3	———	73	———	36,700	———	3	2	20,000	1	4,380	1	750	1	1,000	3	77
30 to 49 cows	———	1	———	36	———	14,000	———	———	———	———	———	———	———	———	———	———	———
50 to 74 cows	3	———	172	———	53,000	———	3	3	50,000	———	———	———	———	1	150	3	188
Botetourt																	
Total	1,381	1,280	5,349	5,199	2,846,431	2,665,310	865	207	1,292,404	152	69,466	580	128,288	1,195	287,922	1,378	5,718
None	xxx	xxx	xxx	xxx	xxx	xxx	xxx	xxx	xxx	xxx	xxx	xxx	xxx	xxx	xxx	29	46
1 cow	460	690	460	999	258,727	456,526	145	15	1,926	6	1,356	131	11,998	442	63,000	437	518
2 cows	357		714		350,889		227	21	6,217	28	7,847	192	27,438	335	75,502	352	777
3 cows	158		474		222,258		120	14	9,671	32	8,376	92	20,192	141	39,469	156	492
4 cows	101	473	404	2,202	191,266	961,306	86	8	11,375	27	10,734	58	17,175	90	31,117	99	441
5 to 9 cows	191		1,214		526,783		173	51	132,175	54	37,715	92	37,073	145	59,521	191	1,256
10 to 14 cows	46	83	512	1,141	278,668	647,523	46	30	164,859	4	2,838	15	14,412	30	18,033	46	530
15 to 19 cows	28		465		280,615		28	28	263,270	———	———	———	———	7	802	28	470
20 to 29 cows	27	28	614	608	394,976	439,155	27	27	377,148	1	600	———	———	3	338	27	648
30 cows and over	13	6	492	249	342,249	160,800	13	13	325,783	———	———	———	———	2	140	13	540
Brunswick																	
Total	1,803	1,668	3,158	2,647	1,098,413	1,090,362	335	18	48,768	32	16,738	297	28,472	1,715	298,664	1,784	3,507
None	xxx	xxx	xxx	xxx	xxx	xxx	xxx	xxx	xxx	xxx	xxx	xxx	xxx	xxx	xxx	48	57
1 cow	1,007	1,513	1,007	1,969	365,736	811,550	90	2	87	———	———	89	4,665	978	114,842	953	1,137
2 cows	537		1,074		362,356		134	5	1,816	5	1,578	127	11,067	509	108,789	527	1,167
3 cows	143		429		136,245		48	5	1,205	4	2,385	44	5,248	136	40,162	142	484
4 cows	55	148	220	575	71,518	221,782	23	———	———	7	1,965	17	2,100	49	15,737	55	252
5 to 9 cows	54		311		97,753		34	2	5,380	14	6,710	19	4,992	40	17,064	52	314
10 to 14 cows	4	6	45	73	20,275	40,805	3	1	2,000	1	3,500	1	400	3	2,070	4	25
15 to 19 cows	———		———		———		———	———	———	———	———	———	———	———	———	———	———
20 cows and over	3	1	72	30	44,530	16,425	3	3	38,280	1	600	———	———	———	———	3	71
Buchanan																	
Total	2,179	1,738	3,391	2,986	1,475,461	1,222,682	309	103	17,065	1	100	293	48,930	2,154	455,601	2,188	3,490
None	xxx	xxx	xxx	xxx	xxx	xxx	xxx	xxx	xxx	xxx	xxx	xxx	xxx	xxx	xxx	26	30
1 cow	1,233	1,495	1,233	2,143	614,693	926,338	102	43	5,613	———	———	93	11,871	1,215	192,293	1,217	1,344
2 cows	739		1,478		610,924		143	40	5,634	———	———	139	20,141	735	191,293	738	1,472
3 cows	171		513		178,449		42	13	1,875	———	———	41	7,443	169	50,761	171	488
4 cows	22	243	88	823	35,380	296,344	12	3	248	———	———	12	2,637	22	9,982	22	84
5 to 9 cows	14		79		36,015		10	4	3,695	1	100	8	6,838	13	11,272	14	72
Buckingham																	
Total	1,412	1,355	2,700	2,450	898,978	1,018,298	337	27	116,731	70	22,914	254	23,585	1,298	203,731	1,406	2,842
None	xxx	xxx	xxx	xxx	xxx	xxx	xxx	xxx	xxx	xxx	xxx	xxx	xxx	xxx	xxx	27	36
1 cow	794	1,134	794	1,493	273,575	629,085	78	1	60	2	125	76	4,388	729	80,518	771	840
2 cows	384		768		240,893		122	4	706	16	2,233	104	8,942	352	67,410	378	787
3 cows	115		345		102,770		55	6	2,670	13	2,720	40	4,784	112	28,093	114	360
4 cows	49	213	196	799	54,735	287,938	31	3	1,340	11	3,007	19	3,278	44	12,385	48	188
5 to 9 cows	59		348		90,735		40	6	4,085	23	11,049	14	1,791	54	13,208	57	375
10 to 14 cows	4	4	48	51	15,300	25,475	4	1	1,500	3	1,530	1	400	4	1,265	4	49
15 to 19 cows	2		34		14,500		2	1	1,500	2	2,250	———	———	1	750	2	34
20 to 29 cows	2	2	48	42	18,520	35,000	2	2	17,520	———	———	———	———	1	100	2	48
30 to 49 cows	3	2	119	65	87,950	40,800	3	3	87,350	———	———	———	———	1	2	3	125
Campbell																	
Total	1,963	1,974	4,961	4,004	2,175,344	1,733,565	847	87	418,100	237	114,778	610	117,394	1,850	390,867	1,957	5,607
None	xxx	xxx	xxx	xxx	xxx	xxx	xxx	xxx	xxx	xxx	xxx	xxx	xxx	xxx	xxx	45	74
1 cow	911	1,677	911	2,250	415,346	909,066	208	24	2,704	17	1,635	187	12,491	862	114,298	878	1,056
2 cows	562		1,124		443,369		264	20	3,411	55	11,297	210	23,837	535	111,973	556	1,266
3 cows	204		612		222,970		127	7	3,077	46	15,922	85	14,209	187	46,448	198	679
4 cows	91	269	364	1,112	141,416	469,757	72	5	3,510	31	12,303	41	12,912	82	28,608	87	433
5 to 9 cows	145		911		340,126		126	5	4,371	66	37,073	68	36,289	130	67,069	144	1,029
10 to 14 cows	24	14	275	191	120,170	89,155	24	5	21,281	12	11,632	13	12,291	20	16,173	24	283
15 to 19 cows	7		117		55,545		7	4	35,466	5	2,351	2	3,200	4	3,470	6	138
20 to 29 cows	9	8	223	183	147,455	96,773	9	8	126,445	2	2,530	3	1,565	7	2,024	9	222
30 to 49 cows	7	4	258	143	175,700	100,414	7	7	153,800	2	5,035	1	600	3	804	7	265
50 to 74 cows	3	2	166	125	115,247	68,400	3	2	64,035	1	15,000	———	———	———	———	3	164

TABLE 19.—COWS MILKED AND MILK PRODUCED, 1939 AND 1929; DAIRY PRODUCTS SOLD AND BUTTER CHURNED, 1939; AND COWS KEPT FOR MILK APR. 1, 1940; BY NUMBER OF COWS MILKED, BY COUNTIES—Continued

(For explanation and definitions, see text)

STATE OR COUNTY AND NUMBER OF COWS MILKED	COWS MILKED				MILK PRODUCED (GALLONS)		DAIRY PRODUCTS SOLD, 1939							BUTTER CHURNED ON FARMS, 1939		COWS KEPT MAINLY FOR MILK PRODUCTION, APR. 1, 1940	
	Farms reporting		Number					Whole milk sold		Cream sold		Butter sold					
	1939	1929	1939	1929	1939	1929	Farms reporting	Farms reporting	Gallons	Farms reporting	Pounds of butterfat	Farms reporting	Pounds	Farms reporting	Pounds	Farms reporting	Number
VIRGINIA—Contd.																	
Caroline																	
Total	1,286	1,701	2,880	3,362	1,017,543	1,285,663	618	51	272,811	100	34,094	489	53,136	1,189	176,695	1,309	3,315
None	xxx	xxx	xxx	xxx	xxx	xxx	xxx	xxx	xxx	xxx	xxx	xxx	xxx	xxx	xxx	36	41
1 cow	676	1,389	676	1,816	251,347	621,282	202	4	250	6	390	193	12,310	640	64,403	668	799
2 cows	357		714		227,819		219	4	815	20	3,585	199	20,746	542	61,704	353	804
3 cows	113		339		108,970		83	9	4,311	23	6,436	57	8,587	105	23,403	112	382
4 cows	55	295	212	1,171	68,870	419,980	36	1	270	22	6,184	18	4,135	46	11,885	53	238
5 to 9 cows	60		370		103,132		51	10	12,810	25	13,542	21	7,378	48	14,116	60	408
10 to 14 cows	7	10	81	119	25,580	45,265	7	4	12,080	3	1,795	1	200	4	706	7	65
15 to 19 cows	4		66		29,200		4	3	23,800	1	2,184	—	—	1	150	4	62
20 to 29 cows	10	6	225	142	116,825	122,414	10	10	113,575	—	—	—	—	3	328	10	282
30 to 49 cows	6	3	197	114	106,000	74,722	6	6	104,900	—	—	—	—	—	—	6	236
Carroll																	
Total	3,517	3,012	8,277	6,352	3,349,625	2,470,789	1,753	568	675,852	617	123,110	732	65,710	3,274	492,459	3,462	8,707
None	xxx	xxx	xxx	xxx	xxx	xxx	xxx	xxx	xxx	xxx	xxx	xxx	xxx	xxx	xxx	57	82
1 cow	1,401	2,254	1,401	3,377	651,590	1,388,812	344	45	6,589	73	6,320	255	17,055	1,326	164,581	1,327	1,557
2 cows	1,083		2,166		863,177		573	116	40,527	251	31,937	288	21,994	1,031	160,972	1,062	2,331
3 cows	461		1,383		537,167		313	100	60,147	144	29,654	112	15,122	429	78,106	450	1,402
4 cows	238	742	952	2,775	344,767	984,147	196	93	85,723	85	25,279	34	5,026	211	37,421	234	956
5 to 9 cows	289		1,750		677,446		262	175	276,392	77	27,129	39	4,912	245	43,580	287	1,735
10 to 14 cows	32	15	356	175	155,196	66,180	32	26	101,337	7	4,791	3	1,401	26	5,850	32	321
15 to 19 cows	9		156		63,280		9	9	50,497	—	—	—	—	6	1,124	9	171
20 cows and over	4	1	113	27	57,000	21,650	4	4	52,640	—	—	1	200	2	825	4	152
Charles City																	
Total	246	333	512	635	183,210	289,101	117	5	53,707	12	4,370	101	5,607	222	23,184	246	536
None	xxx	xxx	xxx	xxx	xxx	xxx	xxx	xxx	xxx	xxx	xxx	xxx	xxx	xxx	xxx	8	8
1 cow	144	283	144	353	42,935	150,001	59	—	—	1	50	58	2,260	136	11,450	136	147
2 cows	62		124		37,675		33	1	25	3	406	30	2,302	55	6,337	62	128
3 cows	16		48		13,500		10	2	182	1	180	7	475	15	2,027	16	47
4 cows	8	46	32	184	8,500	85,370	5	—	—	2	636	3	145	7	1,550	8	32
5 to 9 cows	13		74		19,350		7	—	—	4	2,138	3	425	8	1,770	13	71
10 to 14 cows	—	4	—	98	—	55,730	—	—	—	—	—	—	—	—	—	—	—
15 cows and over	3		90		61,250		3	2	53,500	1	960	—	—	1	50	3	103
Charlotte																	
Total	1,789	1,667	3,500	2,843	1,400,930	1,186,046	387	38	316,648	44	28,433	340	34,695	1,721	298,298	1,745	3,917
None	xxx	xxx	xxx	xxx	xxx	xxx	xxx	xxx	xxx	xxx	xxx	xxx	xxx	xxx	xxx	35	55
1 cow	1,048	1,511	1,048	1,938	393,817	779,065	102	6	964	3	128	98	4,370	1,010	119,824	994	1,142
2 cows	498		996		346,987		158	12	1,721	9	1,050	151	11,915	489	103,628	479	1,049
3 cows	146		438		149,652		59	4	213	11	2,462	50	8,786	139	41,231	142	496
4 cows	47	143	188	554	64,964	192,271	28	2	675	6	1,430	24	5,274	46	16,795	46	225
5 to 9 cows	33		200		76,075		23	3	2,230	10	7,893	14	2,850	30	13,298	32	226
10 to 14 cows	5	7	57	73	20,560	29,060	5	2	3,095	2	2,820	3	1,500	3	1,980	5	52
15 to 19 cows	2		31		17,500		2	—	—	2	4,650	—	—	1	150	2	29
20 to 29 cows	2	1	47	20	27,175	21,900	2	2	26,975	—	—	—	—	—	—	2	61
30 to 49 cows	3	2	110	80	48,250	61,550	3	3	44,925	—	—	—	—	2	692	3	103
50 to 74 cows	2	3	115	178	70,100	102,200	2	1	50,000	1	8,000	—	—	1	700	2	131
75 cows and over	3	—	270	—	185,850	—	3	3	185,850	—	—	—	—	—	—	3	348
Chesterfield																	
Total	949	883	2,404	2,548	1,259,536	1,383,925	367	83	583,207	20	5,136	306	45,105	852	142,927	928	2,709
None	xxx	xxx	xxx	xxx	xxx	xxx	xxx	xxx	xxx	xxx	xxx	xxx	xxx	xxx	xxx	26	45
1 cow	578	716	578	946	280,545	449,926	143	15	2,555	3	400	134	11,777	530	64,876	544	613
2 cows	221		442		192,002		111	18	5,418	6	1,050	99	15,049	205	41,571	214	493
3 cows	66		198		82,466		44	9	2,477	5	1,306	40	7,249	62	15,661	62	186
4 cows	30	123	120	486	48,587	207,682	20	3	1,662	5	1,080	18	3,528	27	8,277	29	120
5 to 9 cows	20		126		50,830		15	6	6,770	2	1,264	11	5,526	17	9,374	19	127
10 to 14 cows	9	19	100	249	60,285	154,805	9	7	40,366	—	—	3	1,546	5	2,215	9	123
15 to 19 cows	7		117		70,243		7	7	65,013	—	—	1	300	1	350	7	150
20 to 29 cows	6	14	140	299	87,262	187,725	6	6	85,317	—	—	1	180	2	228	6	139
30 to 49 cows	7	7	259	258	140,520	194,185	7	7	136,253	1	36	1	150	1	200	7	263
50 cows and over	5	4	344	310	246,796	189,602	5	5	237,376	—	—	—	—	2	175	5	450
Clarke																	
Total	448	460	2,010	2,242	680,858	981,403	304	114	251,249	177	65,384	38	6,127	150	21,941	403	2,105
None	xxx	xxx	xxx	xxx	xxx	xxx	xxx	xxx	xxx	xxx	xxx	xxx	xxx	xxx	xxx	5	24
1 cow	87	142	87	212	25,410	96,548	24	11	2,060	11	1,185	5	585	27	2,538	65	106
2 cows	98		192		49,871		57	20	5,577	34	5,340	6	725	32	3,799	82	197
3 cows	55		165		46,400		39	13	6,590	21	4,766	7	835	19	2,745	49	185
4 cows	47	273	188	1,395	50,660	591,533	35	15	8,460	17	4,478	5	760	15	2,421	39	190
5 to 9 cows	121		776		228,047		110	33	42,203	74	32,845	12	2,802	41	6,997	121	763
10 to 14 cows	27	35	295	401	105,263	148,622	24	10	38,434	16	13,075	1	420	13	3,093	27	299
15 to 19 cows	10		164		66,417		10	7	49,310	3	1,395	—	—	2	200	10	180
20 to 29 cows	2	9	40	204	25,040	119,150	2	2	23,340	—	—	—	—	—	—	2	47
30 to 49 cows	3	1	103	30	83,750	25,550	3	3	75,275	1	2,300	—	—	1	150	3	114
Craig																	
Total	442	469	1,317	1,315	433,364	404,650	317	28	13,573	201	54,171	117	11,319	392	58,244	414	1,161
None	xxx	xxx	xxx	xxx	xxx	xxx	xxx	xxx	xxx	xxx	xxx	xxx	xxx	xxx	xxx	4	13
1 cow	117	249	117	386	40,567	131,660	46	1	180	11	983	34	1,749	98	11,341	111	126
2 cows	113		226		79,558		83	13	2,658	37	4,553	44	3,649	100	15,065	105	226
3 cows	61		183		63,041		45	1	100	32	5,697	15	1,944	57	9,040	58	158
4 cows	56	220	224	929	72,288	272,990	51	4	1,480	43	11,800	10	1,235	47	6,901	53	193
5 cows and over	95		567		177,910		92	9	9,175	78	31,158	14	2,742	90	15,897	83	445

TABLE 19.—COWS MILKED AND MILK PRODUCED, 1939 AND 1929; DAIRY PRODUCTS SOLD AND BUTTER CHURNED, 1939; AND COWS KEPT FOR MILK APR. 1, 1940; BY NUMBER OF COWS MILKED, BY COUNTIES—Continued

(For explanation and definitions, see text)

STATE OR COUNTY AND NUMBER OF COWS MILKED	COWS MILKED				MILK PRODUCED (GALLONS)		DAIRY PRODUCTS SOLD, 1939							BUTTER CHURNED ON FARMS, 1939		COWS KEPT MAINLY FOR MILK PRODUCTION, APR. 1, 1940	
	Farms reporting		Number					Whole milk sold		Cream sold		Butter sold					
	1939	1929	1939	1929	1939	1929	Farms reporting	Farms reporting	Gallons	Farms reporting	Pounds of butterfat	Farms reporting	Pounds	Farms reporting	Pounds	Farms reporting	Number
VIRGINIA—Contd.																	
Culpeper																	
Total	1,104	1,132	7,666	7,442	3,452,450	2,946,080	627	106	1,782,673	479	256,469	73	11,607	962	119,680	1,086	8,758
None	xxx	xxx	xxx	xxx	xxx	xxx	xxx	xxx	xxx	xxx	xxx	xxx	xxx	xxx	xxx	9	41
1 cow	262	419	262	630	93,521	273,156	30	4	567	18	1,457	8	613	249	21,725	250	376
2 cows	213		426		142,145		92	5	1,565	66	9,633	24	1,952	199	22,509	209	583
3 cows	109		327		108,168		70	4	1,400	61	10,599	12	1,748	100	12,409	108	390
4 cows	94	491	376	2,521	125,599	894,527	61	7	3,529	51	12,517	7	1,466	85	10,732	91	451
5 to 9 cows	217		1,412		437,886		178	14	17,950	158	75,793	15	4,223	193	27,335	214	1,541
10 to 14 cows	80	155	899	2,016	287,365	637,806	70	5	11,610	64	57,229	4	1,225	69	14,250	80	1,023
15 to 19 cows	41		664		244,180		41	6	58,750	33	41,331	2	280	25	3,849	38	659
20 to 29 cows	38	39	882	901	387,974	383,892	35	18	241,656	19	30,457	—	—	25	3,797	37	885
30 to 49 cows	33	20	1,234	733	781,699	389,041	33	26	655,298	8	17,353	1	100	12	2,294	33	1,349
50 to 74 cows	10	5	584	302	431,763	150,658	10	10	396,948	—	—	—	—	4	480	10	790
75 to 99 cows	7	1	600	84	412,150	64,000	7	7	393,400	1	100	—	—	1	300	7	670
100 to 199 cows	—	2	—	255	—	153,000	—	—	—	—	—	—	—	—	—	—	—
Cumberland																	
Total	900	774	1,968	1,852	721,494	745,409	204	23	109,662	35	27,224	163	22,891	846	140,366	871	2,252
None	xxx	xxx	xxx	xxx	xxx	xxx	xxx	xxx	xxx	xxx	xxx	xxx	xxx	xxx	xxx	17	46
1 cow	482	614	482	837	177,118	316,347	43	2	45	—	—	42	2,421	453	48,202	443	497
2 cows	246		492		189,302		63	2	150	3	606	62	6,347	240	45,130	239	541
3 cows	85		255		86,406		35	5	1,641	3	1,360	30	4,254	83	22,398	85	300
4 cows	26	132	104	552	31,175	202,892	12	—	—	4	2,540	8	1,497	23	6,086	26	131
5 to 9 cows	45		282		109,062		36	6	9,825	16	10,691	18	7,708	38	16,235	45	326
10 to 14 cows	5	21	59	258	23,160	113,010	5	1	1,825	4	6,108	1	300	4	935	5	77
15 to 19 cows	5		79		25,705		4	2	7,640	3	3,119	2	364	3	1,024	5	117
20 to 29 cows	3	6	74	140	27,995	65,125	3	2	22,765	1	800	—	—	1	200	3	65
30 cows and over	3	1	141	45	71,571	48,035	3	3	65,771	1	2,000	—	—	1	156	3	132
Dickenson																	
Total	1,855	1,345	2,694	2,237	1,309,427	973,174	255	101	22,715	3	160	233	25,259	1,831	372,308	1,881	3,016
None	xxx	xxx	xxx	xxx	xxx	xxx	xxx	xxx	xxx	xxx	xxx	xxx	xxx	xxx	xxx	58	63
1 cow	1,174	1,189	1,174	1,698	631,709	769,939	102	33	3,396	—	—	92	6,996	1,158	182,142	1,148	1,354
2 cows	563		1,126		511,075		108	44	8,950	2	130	99	8,882	559	146,611	560	1,192
3 cows	85		255		106,278		30	13	3,039	—	—	28	4,268	83	28,352	84	279
4 cows	24	156	96	539	43,770	203,235	9	6	4,290	—	—	8	2,847	24	10,373	24	90
5 cows and over	7		43		16,595		6	5	3,040	1	30	6	2,266	7	4,830	7	38
Dinwiddie																	
Total	1,359	1,300	3,120	2,732	1,097,361	1,139,340	455	34	249,410	90	35,936	372	40,969	1,275	199,175	1,349	3,301
None	xxx	xxx	xxx	xxx	xxx	xxx	xxx	xxx	xxx	xxx	xxx	xxx	xxx	xxx	xxx	42	52
1 cow	695	1,064	695	1,425	221,208	559,356	114	5	318	1	80	113	4,632	657	62,852	653	745
2 cows	379		758		252,913		133	5	487	11	2,728	122	9,566	359	62,554	371	803
3 cows	107		321		98,501		58	3	750	12	2,595	47	5,916	100	23,328	106	337
4 cows	74	218	296	885	92,418	346,014	53	1	78	18	6,043	39	6,677	73	20,687	73	311
5 to 9 cows	82		507		156,864		75	8	3,936	43	18,987	43	10,152	70	23,066	82	523
10 to 14 cows	11	10	126	113	49,739	56,721	11	2	13,400	4	4,503	7	3,246	10	5,142	11	128
15 to 19 cows	2		33		15,975		2	1	10,200	1	1,200	—	—	2	206	2	34
20 to 29 cows	2	3	46	69	28,173	55,000	2	2	27,500	—	—	—	—	1	140	2	50
30 to 49 cows	2	2	70	66	40,150	29,960	2	2	33,250	—	—	1	800	1	1,200	2	72
50 to 74 cows	5	3	268	174	161,620	92,289	5	5	159,491	—	—	—	—	—	—	5	246
Elizabeth City																	
Total	142	170	789	999	444,205	620,698	52	37	332,299	7	7,344	21	3,636	78	11,782	141	868
None	xxx	xxx	xxx	xxx	xxx	xxx	xxx	xxx	xxx	xxx	xxx	xxx	xxx	xxx	xxx	1	1
1 cow	78	113	78	150	39,067	68,058	14	6	990	—	—	9	770	44	5,043	76	84
2 cows	33		66		27,180		13	8	2,434	2	154	8	710	25	3,108	33	70
3 cows	3		9		3,750		—	—	—	—	—	—	—	1	234	5	8
4 cows	4	21	16	101	9,388	53,166	5	2	5,110	—	—	1	700	1	1,456	4	25
5 to 9 cows	5		33		13,312		4	4	8,075	1	20	1	100	1	100	5	48
10 to 14 cows	2	24	24	328	11,564	205,729	2	1	7,200	—	—	1	1,200	1	1,421	2	24
15 to 19 cows	6		99		50,180		6	6	46,695	—	—	1	156	3	335	6	97
20 to 29 cows	4	5	90	113	47,140	78,250	3	3	38,520	—	—	—	—	1	60	4	112
30 cows and over	7	7	374	307	242,644	215,495	7	7	223,275	4	7,170	—	—	1	25	7	599
Essex																	
Total	685	818	1,526	1,811	403,851	441,093	271	15	24,970	107	31,018	171	16,309	642	67,075	676	1,642
None	xxx	xxx	xxx	xxx	xxx	xxx	xxx	xxx	xxx	xxx	xxx	xxx	xxx	xxx	xxx	9	10
1 cow	523	607	523	838	82,667	198,373	50	5	939	5	515	42	2,341	304	21,047	310	328
2 cows	178		356		99,111		89	1	150	30	5,294	66	5,590	171	20,223	177	391
3 cows	77		231		59,146		46	1	150	17	3,728	30	3,011	74	11,016	76	256
4 cows	43	196	172	790	44,900	195,055	38	—	—	16	5,006	25	3,107	39	6,634	42	185
5 to 9 cows	54		334		79,237		40	4	9,100	32	12,955	8	2,260	46	7,191	54	360
10 to 14 cows	5	15	56	183	13,125	47,685	5	2	2,000	4	1,605	—	—	5	550	5	57
15 cows and over	3		54		25,465		3	2	12,651	3	1,915	—	—	3	414	3	57
Fairfax																	
Total	1,080	990	7,182	6,383	5,129,744	4,254,739	555	306	4,027,970	96	46,185	244	62,488	708	140,672	1,075	7,748
None	xxx	xxx	xxx	xxx	xxx	xxx	xxx	xxx	xxx	xxx	xxx	xxx	xxx	xxx	xxx	34	47
1 cow	396	532	396	760	201,329	402,630	106	45	8,837	5	360	72	6,046	294	32,679	382	492
2 cows	282		524		246,784		111	44	15,631	19	3,896	68	11,540	205	36,568	250	645
3 cows	102		306		125,749		56	18	13,225	16	5,771	35	7,376	76	15,908	98	335
4 cows	59	282	236	1,262	103,528	670,986	39	8	8,950	11	4,581	26	8,215	47	14,435	58	250
5 to 9 cows	82		526		228,164		64	21	32,514	31	18,495	31	14,521	60	22,541	78	535
10 to 14 cows	24	64	278	870	172,923	596,413	24	17	113,255	9	9,425	9	4,890	12	6,862	25	358
15 to 19 cows	24		408		330,737		24	23	301,824	2	1,540	1	150	4	556	24	432
20 to 29 cows	58	65	1,359	1,559	1,120,220	1,182,547	58	57	1,048,309	1	1,502	1	8,550	6	9,460	56	1,402
30 to 49 cows	53	37	1,875	1,264	1,508,547	881,252	53	53	1,457,465	1	115	—	—	3	363	52	1,942
50 to 74 cows	14	7	742	379	581,324	311,756	14	14	541,901	1	500	1	1,200	1	1,300	14	692
75 cows and over	6	3	534	289	510,439	209,395	6	6	506,059	—	—	—	—	—	—	6	618

TABLE 19.—COWS MILKED AND MILK PRODUCED, 1939 AND 1929; DAIRY PRODUCTS SOLD AND BUTTER CHURNED, 1939; AND COWS KEPT FOR MILK APR. 1, 1940; BY NUMBER OF COWS MILKED, BY COUNTIES—Continued

(For explanation and definitions, see text)

STATE OR COUNTY AND NUMBER OF COWS MILKED	COWS MILKED				MILK PRODUCED (GALLONS)		DAIRY PRODUCTS SOLD, 1939							BUTTER CHURNED ON FARMS, 1939		COWS KEPT MAINLY FOR MILK PRODUCTION, APR. 1, 1940	
	Farms reporting		Number					Whole milk sold		Cream sold		Butter sold					
	1939	1929	1939	1929	1939	1929	Farms reporting	Farms reporting	Gallons	Farms reporting	Pounds of butterfat	Farms reporting	Pounds	Farms reporting	Pounds	Farms reporting	Number
VIRGINIA—Contd.																	
Fauquier																	
Total	1,755	1,608	10,135	9,151	4,946,477	4,178,454	948	227	2,706,406	559	251,750	244	26,154	1,357	189,221	1,755	11,162
None	xxx	xxx	xxx	xxx	xxx	xxx	xxx	xxx	xxx	xxx	xxx	xxx	xxx	xxx	xxx	29	94
1 cow	437	715	437	1,084	170,915	414,829	76	7	1,011	51	5,479	41	2,116	359	30,324	409	484
2 cows	389		778		293,272		163	20	6,257	76	11,288	89	5,866	344	44,664	376	870
3 cows	197	636	591	3,038	217,322	1,210,540	116	8	4,218	86	25,657	54	3,004	158	22,325	195	685
4 cows	142		568		204,930		92	10	8,739	68	19,518	22	2,854	118	19,899	142	665
5 to 9 cows	334		2,117		769,601		249	32	51,954	201	84,353	56	6,386	253	49,086	330	2,260
10 to 14 cows	100	164	1,133	2,179	428,343	1,070,087	99	18	71,459	73	56,840	17	4,928	71	16,411	99	1,133
15 to 19 cows	28		459		219,325		28	14	99,050	15	14,171	3	750	15	3,103	28	458
20 to 29 cows	68	51	1,585	1,147	976,238	632,809	67	60	868,607	9	14,444	2	250	14	2,273	67	1,785
30 to 49 cows	46	35	1,667	1,254	1,099,981	633,439	46	46	1,041,551	———	———	———	———	4	406	46	1,887
50 to 74 cows	8	5	469	251	338,685	112,350	8	8	330,420	———	———	———	———	———	———	8	505
75 cows and over	4	2	331	198	227,865	104,400	4	4	225,200	———	———	———	———	1	730	4	336
Floyd																	
Total	2,130	2,068	6,564	5,817	2,294,431	2,352,307	1,578	440	449,265	561	143,279	690	92,140	1,865	287,988	2,133	7,125
None	xxx	xxx	xxx	xxx	xxx	xxx	xxx	xxx	xxx	xxx	xxx	xxx	xxx	xxx	xxx	33	58
1 cow	421	1,128	421	1,856	157,641	805,818	150	12	2,159	21	3,203	124	7,624	385	40,065	401	507
2 cows	672		1,344		483,517		482	57	22,301	150	18,659	296	31,405	619	94,997	666	1,477
3 cows	408	919	1,224	3,700	422,583	1,460,518	339	77	44,632	150	29,706	140	21,855	370	64,458	405	1,280
4 cows	242		968		332,777		228	87	72,642	94	25,830	69	14,938	197	35,273	242	1,029
5 to 9 cows	339		2,045		700,146		331	177	232,250	131	54,371	56	11,918	258	43,408	338	2,149
10 to 14 cows	41	20	447	239	156,842	75,021	41	27	60,996	11	6,857	5	4,400	31	9,410	41	525
15 to 19 cows	7		115		40,925		7	3	14,285	4	4,655	———	———	3	379	7	98
20 to 29 cows	———	1	———	22	———	10,950	———	———	———	———	———	———	———	———	———	———	———
Fluvanna																	
Total	866	869	2,023	1,802	705,877	700,468	324	21	19,992	98	36,411	237	22,252	811	117,997	844	2,205
None	xxx	xxx	xxx	xxx	xxx	xxx	xxx	xxx	xxx	xxx	xxx	xxx	xxx	xxx	xxx	9	23
1 cow	355	679	355	970	132,045	390,437	51	3	160	2	145	48	2,816	336	30,572	357	399
2 cows	253		506		179,836		97	1	200	11	1,872	86	6,811	243	38,472	244	550
3 cows	118	183	354	727	127,445	240,581	64	5	703	19	4,886	48	5,544	115	22,298	116	365
4 cows	59		236		74,330		45	3	684	23	5,663	27	2,980	52	10,904	58	240
5 to 9 cows	73		457		152,521		59	8	10,245	36	15,875	26	3,713	64	14,915	72	468
10 to 14 cows	5	7	56	105	18,400	69,450	5	———	———	5	5,020	1	180	2	420	5	82
15 cows and over	3		59		21,300		3	1	8,000	2	2,950	1	208	1	416	3	98
Franklin																	
Total	3,269	3,256	7,838	6,822	2,991,908	2,455,534	1,747	113	494,858	509	141,441	1,262	190,882	3,081	656,617	3,232	8,427
None	xxx	xxx	xxx	xxx	xxx	xxx	xxx	xxx	xxx	xxx	xxx	xxx	xxx	xxx	xxx	55	88
1 cow	1,208	2,557	1,208	3,794	449,731	1,359,330	376	15	1,344	37	3,188	347	22,318	1,156	154,223	1,147	1,339
2 cows	1,154		2,308		794,571		614	10	2,164	158	23,994	477	49,616	1,106	256,009	1,129	2,437
3 cows	444	671	1,332	2,554	460,175	839,611	341	7	1,248	144	32,753	223	33,657	417	110,237	441	1,415
4 cows	197		788		290,223		165	7	6,670	73	25,284	105	27,331	184	82,360	196	844
5 to 9 cows	208		1,280		483,914		193	32	86,193	86	47,941	98	48,612	175	76,805	206	1,295
10 to 14 cows	32	23	346	305	159,216	196,545	32	18	89,014	11	8,301	8	6,988	17	11,240	32	378
15 to 19 cows	10		158		101,038		10	9	86,768	———	———	2	1,500	4	2,510	10	178
20 cows and over	16	5	418	169	253,040	60,048	16	15	221,437	———	———	2	2,850	4	3,233	16	457
Frederick																	
Total	1,264	1,410	4,100	4,940	1,581,738	1,927,744	797	152	414,571	598	172,114	118	21,948	788	95,342	1,276	4,625
None	xxx	xxx	xxx	xxx	xxx	xxx	xxx	xxx	xxx	xxx	xxx	xxx	xxx	xxx	xxx	28	114
1 cow	367	741	367	1,112	140,730	428,207	89	17	2,688	65	6,263	17	1,578	237	20,201	361	434
2 cows	353		706		248,390		223	28	9,770	170	27,449	37	4,140	223	23,940	351	856
3 cows	187	597	561	2,792	198,800	1,031,115	155	18	9,510	128	27,049	24	2,939	129	14,333	184	628
4 cows	117		468		152,050		100	14	11,694	80	23,305	12	2,039	71	9,610	116	526
5 to 9 cows	192		1,193		412,043		183	45	60,414	138	73,204	22	7,940	108	19,311	189	1,262
10 to 14 cows	26	61	282	754	99,490	312,845	26	12	41,785	13	8,994	5	3,212	13	4,860	26	275
15 to 19 cows	9		154		64,505		9	7	44,755	2	4,200	———	———	2	177	9	133
20 to 29 cows	8	8	191	187	125,075	114,977	7	6	95,125	2	1,650	1	100	3	910	7	184
30 to 49 cows	5	3	178	95	140,855	40,600	5	5	138,630	———	———	———	———	———	———	5	213
Giles																	
Total	1,058	1,062	2,708	2,648	1,096,283	1,018,765	558	71	54,875	130	35,887	435	64,922	964	221,172	1,000	2,733
None	xxx	xxx	xxx	xxx	xxx	xxx	xxx	xxx	xxx	xxx	xxx	xxx	xxx	xxx	xxx	34	73
1 cow	347	719	347	1,045	134,193	440,684	110	12	919	4	590	102	8,134	328	47,395	307	376
2 cows	315		630		265,384		159	25	4,866	20	3,308	133	15,417	299	64,911	298	649
3 cows	144	326	432	1,516	165,357	483,219	88	9	2,600	16	3,217	72	10,751	134	35,346	134	409
4 cows	97		388		158,315		77	9	3,730	25	5,938	51	11,720	86	29,839	96	386
5 to 9 cows	124		734		265,844		114	12	6,010	60	21,014	73	16,165	107	38,592	122	702
10 cows and over	11	17	177	285	77,210	94,960	10	4	36,750	5	1,800	4	2,755	10	5,089	11	138
Gloucester																	
Total	602	734	918	1,130	367,987	454,524	200	21	34,644	31	5,664	163	16,087	548	88,795	602	955
None	xxx	xxx	xxx	xxx	xxx	xxx	xxx	xxx	xxx	xxx	xxx	xxx	xxx	xxx	xxx	23	29
1 cow	442	662	442	812	178,837	318,221	102	10	1,002	7	602	91	5,200	405	49,147	426	441
2 cows	98		192		76,445		55	3	910	10	857	44	4,731	90	21,272	90	180
3 cows	39	72	117	318	46,050	136,303	25	5	2,452	5	1,300	20	3,822	33	10,440	39	126
4 cows	11		44		13,485		8	———	———	5	1,170	3	900	9	2,852	11	48
5 cows and over	14		121		53,170		10	3	30,280	4	1,755	5	1,434	11	5,084	13	111

TABLE 19.—COWS MILKED AND MILK PRODUCED, 1939 AND 1929; DAIRY PRODUCTS SOLD AND BUTTER CHURNED, 1939; AND COWS KEPT FOR MILK APR. 1, 1940; BY NUMBER OF COWS MILKED, BY COUNTIES—Continued

(For explanation and definitions, see text)

STATE OR COUNTY AND NUMBER OF COWS MILKED	COWS MILKED				MILK PRODUCED (GALLONS)		DAIRY PRODUCTS SOLD, 1939						BUTTER CHURNED ON FARMS, 1939		COWS KEPT MAINLY FOR MILK PRODUCTION, APR. 1, 1940	
	Farms reporting		Number					Whole milk sold		Cream sold		Butter sold				
	1939	1929	1939	1929	1939	1929	Farms reporting	Farms reporting	Gallons	Farms reporting	Pounds of butterfat	Farms reporting	Pounds	Farms reporting	Pounds	Farms reporting	Number
VIRGINIA—Contd.																	
Goochland																	
Total	922	854	2,414	2,174	919,529	740,242	428	25	278,165	56	30,732	374	49,025	871	161,025	906	2,622
None	xxx	xxx	xxx	xxx	xxx	xxx	xxx	xxx	xxx	xxx	xxx	xxx	xxx	xxx	xxx	14	17
1 cow	415	652	415	905	136,230	282,299	105	4	51	———	———	104	4,803	401	43,447	391	459
2 cows	273		546		180,847		144	5	388	9	1,807	134	15,227	265	51,969	269	563
3 cows	112		336		107,799		75	4	610	12	2,317	67	10,492	104	27,936	112	366
4 cows	55	184	220	740	67,034	203,415	40	1	25	16	5,340	28	5,770	47	14,713	54	252
5 to 9 cows	47		283		85,917		45	———	———	12	4,767	37	11,971	45	20,529	46	273
10 to 14 cows	9	13	101	165	35,070	52,425	9	3	16,736	4	2,461	2	750	5	1,506	9	113
15 to 19 cows	3		46		18,570		3	2	9,034	2	2,440	2	10	3	665	3	53
20 to 29 cows	3	———	72	———	44,255	———	2	2	41,875	———	———	———	———	1	260	3	94
30 to 49 cows	2	3	73	111	39,040	56,803	2	2	37,540	———	———	———	———	———	———	2	87
50 cows and over	3	2	322	255	208,787	165,300	3	2	171,904	1	11,600	———	———	———	———	3	365
Grayson																	
Total	2,682	2,367	7,848	6,502	2,672,855	2,399,818	1,369	552	705,970	617	106,002	327	55,502	2,466	296,744	2,652	8,277
None	xxx	xxx	xxx	xxx	xxx	xxx	xxx	xxx	xxx	xxx	xxx	xxx	xxx	xxx	xxx	30	74
1 cow	774	1,442	774	2,247	307,950	953,264	137	27	3,235	42	3,047	84	6,171	709	68,274	744	905
2 cows	765		1,530		543,581		347	83	33,104	169	19,115	122	10,839	725	89,490	753	1,622
3 cows	412		1,236		429,546		268	90	68,145	151	20,342	50	5,359	371	47,856	410	1,327
4 cows	276	888	1,104	3,796	349,270	1,310,212	210	101	93,243	90	19,035	40	5,621	246	31,699	272	1,188
5 to 9 cows	392		2,393		740,087		347	200	290,555	152	40,433	23	3,208	359	47,436	385	2,356
10 to 14 cows	54	36	604	429	190,946	122,342	51	42	117,070	11	3,458	6	1,180	48	7,477	51	562
15 to 19 cows	6		97		40,065		6	6	30,620	1	364	1	2,500	6	3,669	6	115
20 cows and over	3	1	110	30	71,430	14,000	3	3	70,000	1	208	1	624	2	843	3	128
Greene																	
Total	694	732	2,205	2,125	523,107	662,927	307	19	32,367	272	48,962	33	3,655	640	54,442	684	2,436
None	xxx	xxx	xxx	xxx	xxx	xxx	xxx	xxx	xxx	xxx	xxx	xxx	xxx	xxx	xxx	5	8
1 cow	189	446	189	676	55,345	216,033	26	4	519	16	1,306	8	330	177	10,328	180	206
2 cows	211		422		114,357		67	7	1,620	58	5,765	7	682	195	15,561	208	483
3 cows	89		267		63,379		52	1	200	46	6,399	6	779	81	7,719	88	287
4 cows	56	266	224	1,176	42,624	343,589	33	1	8	33	4,981	1	25	54	5,315	56	252
5 to 9 cows	123		760		150,103		103	3	1,320	94	18,656	9	1,594	109	12,385	122	820
10 to 14 cows	19	20	208	273	47,475	103,305	19	———	———	19	6,870	1	20	19	2,255	19	217
15 cows and over	7		135		49,824		7	3	28,700	6	4,987	1	225	5	879	6	163
Greensville																	
Total	733	692	1,161	1,005	453,082	401,783	234	5	44,424	27	8,877	207	25,347	683	113,323	749	1,282
None	xxx	xxx	xxx	xxx	xxx	xxx	xxx	xxx	xxx	xxx	xxx	xxx	xxx	xxx	xxx	25	25
1 cow	503	641	503	763	195,275	299,122	112	———	———	2	225	110	10,401	473	61,813	495	565
2 cows	155		310		109,290		65	2	570	3	342	63	7,573	143	32,767	155	336
3 cows	42		126		45,150		51	———	———	11	3,880	20	3,200	38	9,053	42	132
4 cows	19	51	76	242	27,345	102,661	15	1	254	5	1,305	10	3,211	18	6,394	19	81
5 cows and over	14		146		76,022		11	2	43,800	6	3,125	4	962	11	3,296	13	143
Halifax																	
Total	4,328	3,981	6,725	5,728	2,548,943	2,251,926	702	49	139,034	52	25,492	639	61,813	4,229	786,360	4,214	6,995
None	xxx	xxx	xxx	xxx	xxx	xxx	xxx	xxx	xxx	xxx	xxx	xxx	xxx	xxx	xxx	107	114
1 cow	2,806	3,738	2,806	4,693	1,121,275	1,850,056	224	11	767	8	768	216	11,301	2,744	381,098	2,624	2,876
2 cows	1,175		2,346		858,171		302	19	2,849	10	990	289	25,315	1,153	281,309	1,140	2,341
3 cows	215		645		213,856		84	1	100	10	3,435	75	8,937	212	70,403	211	642
4 cows	62	253	248	846	91,560	299,220	34	1	38	6	3,092	29	6,206	61	26,855	60	259
5 to 9 cows	54		340		116,581		40	7	9,940	14	9,227	26	7,054	51	21,384	54	376
10 to 14 cows	10	5	113	62	42,945	41,875	10	4	20,750	3	4,880	3	1,000	6	3,036	10	144
15 to 19 cows	1		15		6,000		1	———	———	———	———	1	2,000	1	2,000	1	15
20 cows and over	7	5	212	127	118,555	60,775	7	6	104,590	1	3,100	———	———	1	275	7	226
Hanover																	
Total	1,419	1,546	3,537	3,760	1,536,408	1,601,037	770	70	548,161	54	29,281	682	84,089	1,291	225,735	1,399	3,881
None	xxx	xxx	xxx	xxx	xxx	xxx	xxx	xxx	xxx	xxx	xxx	xxx	xxx	xxx	xxx	31	63
1 cow	666	1,218	666	1,655	247,579	630,077	241	14	1,732	2	225	231	14,782	604	65,080	629	705
2 cows	450		900		315,413		281	11	1,298	8	1,527	270	29,116	425	78,798	440	953
3 cows	147		441		145,039		113	10	1,810	9	2,855	103	16,608	141	36,143	144	461
4 cows	73	299	292	1,146	99,209	389,281	63	6	766	18	8,405	46	9,165	64	19,098	72	300
5 to 9 cows	52		317		109,514		43	7	5,394	13	9,229	26	9,048	46	17,811	52	351
10 to 14 cows	8	6	87	75	50,791	13,352	6	1	9,000	3	4,560	3	4,760	6	6,286	8	99
15 to 19 cows	3		51		37,135		3	3	36,170	———	———	———	———	1	10	3	80
20 to 29 cows	5	6	119	143	68,600	86,372	5	4	43,535	1	2,500	1	300	2	750	5	132
30 to 49 cows	11	12	369	453	244,778	309,155	11	10	233,306	———	———	1	10	3	1,159	11	420
50 cows and over	4	5	295	288	218,350	172,800	4	4	215,150	———	———	1	300	1	600	4	317
Henrico																	
Total	681	639	3,919	4,489	2,506,853	2,785,934	309	98	1,880,974	2	1,030	244	61,009	571	122,032	667	4,255
None	xxx	xxx	xxx	xxx	xxx	xxx	xxx	xxx	xxx	xxx	xxx	xxx	xxx	xxx	xxx	12	14
1 cow	380	481	380	624	177,747	320,864	103	8	1,140	———	———	102	10,181	336	40,187	363	389
2 cows	164		328		144,384		96	21	8,103	———	———	89	15,617	147	31,314	156	324
3 cows	40		120		50,052		28	9	5,978	———	———	24	4,828	35	10,116	39	119
4 cows	23	75	92	303	33,107	147,140	14	4	2,585	———	———	13	3,203	21	5,898	23	88
5 to 9 cows	21		121		53,125		15	6	9,495	1	480	10	4,140	20	7,854	21	130
10 to 14 cows	5	10	60	131	28,467	85,060	5	3	6,150	1	550	3	1,840	5	2,901	5	61
15 to 19 cows	7		118		61,900		7	7	60,275	———	———	———	———	1	152	7	120
20 to 29 cows	4	23	97	549	58,040	343,924	4	4	44,590	———	———	1	4,000	1	4,000	4	73
30 to 49 cows	24	28	896	1,046	659,295	710,577	24	23	604,016	———	———	1	17,200	3	17,558	24	1,031
50 to 74 cows	3	16	158	915	100,724	622,476	3	3	99,150	———	———	———	———	1	52	3	180
75 to 99 cows	4	1	325	90	234,662	74,000	4	4	207,142	———	———	———	———	———	———	4	347
100 cows and over	6	5	1,224	831	905,350	485,893	6	6	832,350	———	———	1	2,000	1	2,000	6	1,379

TABLE 19.—COWS MILKED AND MILK PRODUCED, 1939 AND 1929; DAIRY PRODUCTS SOLD AND BUTTER CHURNED, 1939; AND COWS KEPT FOR MILK APR. 1, 1940; BY NUMBER OF COWS MILKED, BY COUNTIES—Continued

(For explanation and definitions, see text)

STATE OR COUNTY AND NUMBER OF COWS MILKED	COWS MILKED				MILK PRODUCED (GALLONS)		DAIRY PRODUCTS SOLD, 1939						BUTTER CHURNED ON FARMS, 1939		COWS KEPT MAINLY FOR MILK PRODUCTION, APR. 1, 1940	
	Farms reporting		Number					Whole milk sold		Cream sold		Butter sold				
	1939	1929	1939	1929	1939	1929	Farms reporting	Farms reporting	Gallons	Farms reporting	Pounds of butterfat	Farms reporting	Pounds	Farms reporting	Pounds	Farms reporting	Number
VIRGINIA—Contd.																	
Henry																	
Total	1,666	1,504	2,763	2,541	1,334,095	1,158,161	615	96	172,725	24	9,195	580	90,903	1,597	334,157	1,565	2,774
None	xxx	xxx	xxx	xxx	xxx	xxx	xxx	xxx	xxx	xxx	xxx	xxx	xxx	xxx	xxx	35	42
1 cow	1,115	1,352	1,115	1,803	532,970	783,558	258	33	3,567	4	220	251	19,297	1,062	152,378	1,014	1,096
2 cows	399		798		328,317		239	27	5,469	9	1,500	230	28,232	392	105,401	370	752
3 cows	80		240		99,250		55	11	4,852	4	1,275	49	10,668	78	27,858	74	217
4 cows	34	139	136	495	56,020	225,128	27	5	2,155	4	2,500	25	7,808	32	15,625	32	157
5 to 9 cows	23		141		71,763		21	8	7,565	3	3,700	15	11,695	22	17,535	23	140
10 to 14 cows	6	8	70	91	47,225	61,150	6	4	29,260	———	———	5	3,958	5	4,150	6	87
15 to 19 cows	3		48		30,425		3	2	18,950	———	———	2	900	2	2,120	3	57
20 to 29 cows	2	2	48	47	35,200	42,100	2	2	33,720	———	———	———	———	1	80	2	47
30 cows and over	4	3	167	105	132,925	46,225	4	4	67,407	———	———	3	8,365	3	9,010	4	179
Highland																	
Total	577	598	1,735	2,170	431,805	435,027	215	13	6,099	158	27,975	65	3,597	555	65,825	444	986
None	xxx	xxx	xxx	xxx	xxx	xxx	xxx	xxx	xxx	xxx	xxx	xxx	xxx	xxx	xxx	11	18
1 cow	151	245	151	390	51,689	102,220	28	3	78	11	575	18	706	142	11,315	133	163
2 cows	149		298		86,795		48	2	1,130	33	3,952	16	641	143	16,091	115	217
3 cows	96		288		65,966		34	2	397	25	3,634	8	267	92	10,641	60	145
4 cows	72	339	288	1,616	64,375	311,347	37	3	1,439	29	3,881	8	727	69	8,218	48	134
5 to 9 cows	100		601		137,635		60	2	55	54	13,055	11	826	100	15,271	70	245
10 cows and over	9	14	109	164	25,345	21,460	8	1	3,000	6	2,900	4	450	9	2,087	7	64
Isle of Wight																	
Total	741	718	1,510	1,341	659,176	546,965	274	48	284,376	6	1,712	239	20,667	576	70,969	762	1,699
None	xxx	xxx	xxx	xxx	xxx	xxx	xxx	xxx	xxx	xxx	xxx	xxx	xxx	xxx	xxx	31	42
1 cow	488	619	488	761	195,564	288,906	121	6	1,052	1	80	119	7,194	367	34,708	485	541
2 cows	186		372		128,943		103	19	7,149	———	———	92	9,585	183	26,690	182	382
3 cows	30		90		25,549		19	3	1,085	———	———	17	2,287	29	6,101	29	88
4 cows	13	85	52	326	14,292	108,533	11	3	2,512	———	———	9	1,171	11	2,271	13	53
5 to 9 cows	10		61		23,250		6	3	5,680	2	350	2	430	5	1,147	10	57
10 to 14 cows	2	9	24	121	7,380	66,670	2	2	4,145	2	552	———	———	———	———	2	30
15 to 19 cows	1		16		9,724		1	1	9,724	———	———	———	———	———	———	1	31
20 to 29 cows	4	3	95	72	51,675	43,000	4	4	51,675	———	———	———	———	———	———	4	121
30 to 49 cows	4	2	137	61	98,299	39,858	4	4	96,799	———	———	———	———	———	———	4	143
50 to 74 cows	3	———	175	———	106,500	———	3	3	104,575	1	730	———	———	1	52	3	211
James City																	
Total	194	267	1,003	724	540,549	378,473	113	37	410,759	2	248	87	10,652	162	26,604	198	1,083
None	xxx	xxx	xxx	xxx	xxx	xxx	xxx	xxx	xxx	xxx	xxx	xxx	xxx	xxx	xxx	5	5
1 cow	113	228	113	298	54,265	109,686	53	5	322	———	———	50	4,214	102	12,437	112	119
2 cows	38		76		33,670		20	6	1,587	———	———	19	2,516	36	7,068	38	82
3 cows	8		24		9,730		8	———	———	———	———	8	749	8	1,895	8	27
4 cows	6	25	24	115	10,785	55,852	5	1	3,000	———	———	4	948	6	1,714	6	25
5 to 9 cows	8		45		19,270		6	4	6,400	———	———	4	2,000	7	3,115	8	37
10 to 14 cows	4	10	46	132	22,846	102,885	4	4	20,998	1	48	1	200	1	200	4	45
15 to 19 cows	3		53		27,415		3	3	24,850	———	———	———	———	———	———	3	58
20 to 29 cows	2	3	41	65	15,950	36,400	2	2	11,000	1	200	———	———	———	———	2	41
30 to 49 cows	7	3	242	114	158,423	73,650	7	7	135,529	———	———	1	25	2	175	7	250
50 cows and over	5	———	339	———	208,195	———	5	5	207,275	———	———	———	———	———	———	5	378
King and Queen																	
Total	858	958	1,642	1,704	558,999	646,994	518	14	18,656	84	24,100	458	46,664	814	125,956	851	1,871
None	xxx	xxx	xxx	xxx	xxx	xxx	xxx	xxx	xxx	xxx	xxx	xxx	xxx	xxx	xxx	13	20
1 cow	449	802	449	1,087	142,217	429,992	196	2	142	5	329	194	10,981	423	42,029	429	491
2 cows	259		518		176,565		186	5	1,788	32	5,423	161	15,645	251	41,495	259	587
3 cows	75		225		76,242		67	3	1,016	14	3,155	55	6,582	71	15,001	75	244
4 cows	32	153	128	584	42,085	209,602	28	1	80	10	3,275	23	3,222	30	9,074	32	140
5 to 9 cows	36		220		77,270		34	1	350	19	5,822	22	8,476	33	14,909	36	282
10 cows and over	7	3	102	33	44,620	7,400	7	2	15,300	4	6,096	3	1,760	6	3,448	7	127
King George																	
Total	512	584	1,485	1,631	478,461	694,006	228	36	89,663	97	38,687	154	13,270	425	45,015	509	1,700
None	xxx	xxx	xxx	xxx	xxx	xxx	xxx	xxx	xxx	xxx	xxx	xxx	xxx	xxx	xxx	18	30
1 cow	223	392	223	574	72,818	223,110	46	9	1,218	7	430	35	1,570	188	12,149	212	246
2 cows	115		230		66,842		53	1	6	16	3,029	39	2,468	100	10,251	112	256
3 cows	68		204		57,529		41	5	480	13	2,269	27	2,740	59	8,077	65	237
4 cows	28	172	112	765	30,530	340,641	20	4	1,149	13	2,412	8	421	22	3,189	27	109
5 to 9 cows	56		337		99,407		47	8	3,015	33	17,292	23	3,046	42	6,919	56	385
10 to 14 cows	12	17	131	209	37,250	90,005	11	3	7,800	7	5,327	1	500	10	1,485	12	216
15 to 19 cows	5		81		25,255		5	2	5,000	5	4,983	———	———	———	———	4	64
20 to 29 cows	2	2	47	45	20,950	10,250	2	1	10,900	2	445	1	2,525	1	2,600	2	51
30 cows and over	3	1	118	38	67,900	30,000	3	3	60,095	1	2,500	———	———	1	365	3	108
King William																	
Total	497	655	1,349	1,390	597,200	561,532	246	13	246,365	9	4,417	236	23,375	465	60,768	497	1,594
None	xxx	xxx	xxx	xxx	xxx	xxx	xxx	xxx	xxx	xxx	xxx	xxx	xxx	xxx	xxx	12	13
1 cow	248	547	248	706	84,816	240,955	92	———	———	———	———	92	4,221	236	18,172	240	281
2 cows	135		270		90,532		72	———	———	———	———	72	6,636	127	18,079	131	316
3 cows	47		141		45,257		33	1	60	3	1,790	32	3,195	42	7,510	47	152
4 cows	20	97	80	401	24,520	113,465	12	1	150	———	———	12	1,379	19	3,535	20	99
5 to 9 cows	36		216		68,457		26	4	552	5	2,127	24	5,306	34	9,722	36	259
10 to 14 cows	5	5	58	59	28,090	25,612	5	1	7,300	———	———	4	2,656	4	3,250	5	57
15 to 19 cows	1		15		6,000		1	1	2,000	1	500	———	———	1	500	1	22
20 to 29 cows	———	———	———	———	———	———	———	———	———	———	———	———	———	———	———	———	———
30 to 49 cows	1	———	45	———	33,000	———	1	1	32,850	———	———	———	———	———	———	1	54
50 cows and over	4	4	276	224	216,528	181,500	4	4	203,453	———	———	———	———	———	———	4	341

TABLE 19.—COWS MILKED AND MILK PRODUCED, 1939 AND 1929; DAIRY PRODUCTS SOLD AND BUTTER CHURNED, 1939; AND COWS KEPT FOR MILK APR. 1, 1940; BY NUMBER OF COWS MILKED, BY COUNTIES—Continued

(For explanation and definitions, see text)

STATE OR COUNTY AND NUMBER OF COWS MILKED	COWS MILKED				MILK PRODUCED (GALLONS)		DAIRY PRODUCTS SOLD, 1939							BUTTER CHURNED ON FARMS, 1939		COWS KEPT MAINLY FOR MILK PRODUCTION, APR. 1, 1940	
	Farms reporting		Number					Whole milk sold		Cream sold		Butter sold					
	1939	1929	1939	1929	1939	1929	Farms reporting	Farms reporting	Gallons	Farms reporting	Pounds of butterfat	Farms reporting	Pounds	Farms reporting	Pounds	Farms reporting	Number
VIRGINIA—Contd.																	
Lancaster																	
Total	395	487	653	764	294,164	311,297	250	77	26,840	23	7,240	205	22,361	365	54,998	397	679
None	xxx	xxx	xxx	xxx	xxx	xxx	xxx	xxx	xxx	xxx	xxx	xxx	xxx	xxx	xxx	10	10
1 cow	250	429	250	535	118,033	222,587	111	32	1,795	4	295	102	6,571	254	24,952	244	261
2 cows	99		198		84,774		78	25	4,620	8	892	70	8,198	89	17,259	97	209
3 cows	24		72		32,440		20	9	2,405	3	1,075	16	3,665	22	6,222	24	75
4 cows	9	57	36	219	12,892	81,410	9	5	780	—	—	8	1,627	9	2,966	9	34
5 to 9 cows	10		55		23,225		9	6	2,240	5	3,230	8	2,242	9	3,349	10	53
10 cows and over	3	1	42	10	22,800	7,300	3	2	15,000	3	1,750	1	60	2	250	3	39
Lee																	
Total	2,981	2,072	5,517	4,374	2,087,719	1,477,979	526	157	304,450	16	2,336	469	66,658	2,751	498,158	2,865	5,886
None	xxx	xxx	xxx	xxx	xxx	xxx	xxx	xxx	xxx	xxx	xxx	xxx	xxx	xxx	xxx	44	85
1 cow	1,660	1,825	1,680	2,274	681,040	833,534	160	42	74,005	6	385	146	9,175	1,563	200,824	1,538	1,751
2 cows	802		1,604		604,703		159	49	60,256	6	615	145	14,952	720	145,886	785	1,691
3 cows	278		834		282,594		82	23	24,030	2	856	77	10,700	251	68,141	269	951
4 cows	126	424	504	1,718	153,951	520,070	51	8	7,500	—	—	49	7,828	118	37,257	120	514
5 to 9 cows	98		595		191,260		55	17	28,874	2	500	45	19,321	88	39,980	92	584
10 to 14 cows	7	15	74	166	29,898	44,445	7	6	15,035	—	—	4	1,450	5	2,405	7	70
15 to 19 cows	8		133		74,739		8	8	62,050	—	—	2	3,000	5	3,515	8	164
20 to 29 cows	1	6	20	134	10,800	46,680	1	1	10,800	—	—	—	—	—	—	1	20
30 to 49 cows	3	1	93	32	38,754	15,000	3	3	21,900	—	—	1	250	1	350	3	76
50 to 74 cows	—	1	—	50	—	18,250	—	—	—	—	—	—	—	—	—	—	—
Loudoun																	
Total	1,439	1,498	11,491	10,666	6,652,377	5,915,772	1,005	299	4,724,641	582	266,737	199	43,486	815	158,897	1,425	12,635
None	xxx	xxx	xxx	xxx	xxx	xxx	xxx	xxx	xxx	xxx	xxx	xxx	xxx	xxx	xxx	25	102
1 cow	257	503	257	788	97,223	351,004	78	9	1,828	33	5,937	39	2,877	163	16,216	237	347
2 cows	250		500		196,123		135	13	6,584	85	17,423	44	6,238	172	22,891	240	563
3 cows	175		519		181,364		116	12	8,141	82	25,178	33	5,794	120	19,309	170	596
4 cows	134	731	536	3,622	200,447	1,632,309	100	14	11,465	72	31,128	21	5,045	92	16,605	134	661
5 to 9 cows	379		2,400		888,803		334	46	105,119	265	148,505	57	19,964	232	53,725	375	2,568
10 to 14 cows	56	133	646	1,740	318,592	933,020	52	22	149,450	31	28,436	2	1,318	19	5,685	55	677
15 to 19 cows	39		653		408,052		39	34	370,797	5	4,935	1	150	5	758	39	801
20 to 29 cows	66	67	1,553	1,529	1,104,681	1,054,885	66	64	1,028,871	3	3,816	2	2,100	7	3,112	65	1,648
30 to 49 cows	49	43	1,788	1,551	1,308,656	1,038,284	49	49	1,225,587	4	1,844	—	—	5	600	49	1,975
50 to 74 cows	24	14	1,422	765	1,133,753	547,080	24	24	1,054,716	2	1,560	—	—	—	—	24	1,565
75 to 99 cows	6	3	480	244	361,802	170,590	6	6	342,002	—	—	—	—	—	—	6	487
100 to 199 cows	6	4	737	427	452,881	208,600	6	6	422,101	2	1,975	—	—	—	—	6	647
Louisa																	
Total	1,627	1,513	3,969	3,643	1,412,686	1,383,142	765	38	120,854	345	125,110	455	44,127	1,498	215,152	1,576	4,216
None	xxx	xxx	xxx	xxx	xxx	xxx	xxx	xxx	xxx	xxx	xxx	xxx	xxx	xxx	xxx	22	27
1 cow	718	1,148	718	1,627	276,229	599,606	195	10	1,215	22	2,791	172	10,419	676	70,451	687	764
2 cows	464		928		312,901		252	8	756	86	14,419	157	11,665	431	62,405	453	972
3 cows	170		510		161,998		113	4	573	68	15,978	55	5,382	159	27,916	166	560
4 cows	97	329	388	1,396	123,303	479,206	66	—	—	46	14,543	28	3,595	85	16,116	95	416
5 to 9 cows	150		899		302,510		151	7	2,455	105	49,489	36	8,966	151	30,345	145	938
10 to 14 cows	14	25	150	296	57,845	115,915	14	2	11,900	10	9,086	6	900	9	3,230	14	187
15 to 19 cows	7		109		52,650		7	1	9,125	6	12,200	2	1,200	5	2,089	7	108
20 to 29 cows	3	8	68	185	28,200	108,645	3	3	26,455	—	—	—	—	—	—	3	68
30 cows and over	4	3	199	139	97,050	81,770	4	3	68,395	2	4,603	1	2,000	2	2,800	4	176
Lunenburg																	
Total	1,523	1,338	2,650	2,044	954,617	788,187	402	26	86,596	13	4,088	378	36,960	1,472	288,936	1,500	2,908
None	xxx	xxx	xxx	xxx	xxx	xxx	xxx	xxx	xxx	xxx	xxx	xxx	xxx	xxx	xxx	26	34
1 cow	892	1,250	892	1,590	335,353	612,667	135	5	658	—	—	151	7,453	854	115,575	850	985
2 cows	450		900		314,941		151	7	812	—	—	150	13,255	445	108,585	446	961
3 cows	103		309		106,946		58	3	600	5	408	52	6,774	101	35,655	102	340
4 cows	37	102	148	368	45,295	130,720	25	2	700	5	920	22	4,045	36	15,290	36	172
5 to 9 cows	32		199		55,248		24	1	240	3	770	21	4,639	31	14,585	31	199
10 to 14 cows	1	5	12	66	5,240	37,500	1	—	—	1	1,500	—	—	—	—	1	15
15 to 19 cows	5		84		40,744		5	5	31,556	1	500	2	816	5	1,250	5	90
20 to 29 cows	—	1	—	20	—	7,300	—	—	—	—	—	—	—	—	—	—	—
30 to 49 cows	3	—	106	—	52,850	—	3	3	51,850	—	—	—	—	—	—	3	132
Madison																	
Total	1,088	1,121	4,804	5,086	1,674,149	1,825,368	621	21	291,599	585	219,374	42	9,720	978	122,215	1,082	5,295
None	xxx	xxx	xxx	xxx	xxx	xxx	xxx	xxx	xxx	xxx	xxx	xxx	xxx	xxx	xxx	2	7
1 cow	238	472	238	717	81,590	240,600	30	2	391	28	2,380	5	261	217	15,401	234	248
2 cows	239		478		157,630		117	3	430	105	13,429	14	890	222	21,185	236	521
3 cows	134		402		127,059		87	3	1,317	78	14,936	9	733	120	14,799	134	420
4 cows	102	527	408	2,623	125,677	904,202	80	2	2,106	78	17,598	5	274	94	11,740	102	440
5 to 9 cows	261		1,681		517,864		213	2	1,280	211	84,606	5	631	245	35,700	261	1,913
10 to 14 cows	64	109	757	1,337	215,905	441,205	64	1	2,400	63	48,127	1	156	58	11,435	63	757
15 to 19 cows	10		162		58,610		10	—	—	10	13,239	2	275	9	1,880	10	163
20 to 29 cows	12	10	275	236	95,622	126,111	12	1	13,955	11	23,759	—	—	11	1,927	12	265
30 to 49 cows	3	2	120	75	61,868	31,900	3	3	60,868	—	—	—	—	1	150	3	144
50 cows and over	5	1	303	78	254,324	79,350	5	4	208,874	1	1,500	1	6,500	1	8,000	5	417
Mathews																	
Total	468	714	663	930	297,954	378,625	309	59	22,571	19	8,973	273	21,251	437	60,421	467	708
None	xxx	xxx	xxx	xxx	xxx	xxx	xxx	xxx	xxx	xxx	xxx	xxx	xxx	xxx	xxx	8	8
1 cow	365	686	365	795	169,789	323,920	226	33	5,089	6	895	208	12,956	342	42,045	357	384
2 cows	75		150		55,176		57	17	4,700	6	1,078	45	4,955	70	11,848	74	159
3 cows	11		33		11,290		9	2	998	2	1,430	8	480	11	1,625	11	55
4 cows	12	28	48	135	18,620	54,705	12	4	3,350	2	600	10	2,240	10	2,685	12	49
5 cows and over	5		67		43,079		5	3	10,434	3	4,970	2	620	4	2,220	5	73

TABLE 19.—COWS MILKED AND MILK PRODUCED, 1939 AND 1929; DAIRY PRODUCTS SOLD AND BUTTER CHURNED, 1939; AND COWS KEPT FOR MILK APR. 1, 1940; BY NUMBER OF COWS MILKED, BY COUNTIES—Continued

(For explanation and definitions, see text)

STATE OR COUNTY AND NUMBER OF COWS MILKED	COWS MILKED				MILK PRODUCED (GALLONS)		DAIRY PRODUCTS SOLD, 1939							BUTTER CHURNED ON FARMS, 1939		COWS KEPT MAINLY FOR MILK PRODUCTION, APR. 1, 1940	
	Farms reporting		Number					Whole milk sold		Cream sold		Butter sold					
	1939	1929	1939	1929	1939	1929	Farms reporting	Farms reporting	Gallons	Farms reporting	Pounds of butterfat	Farms reporting	Pounds	Farms reporting	Pounds	Farms reporting	Number
VIRGINIA—Contd.																	
Mecklenburg																	
Total	3,175	2,886	5,024	4,158	2,094,854	1,677,163	549	29	73,566	75	37,995	486	53,955	3,001	592,357	3,076	5,553
None	xxx	xxx	xxx	xxx	xxx	xxx	xxx	xxx	xxx	xxx	xxx	xxx	xxx	xxx	xxx	49	57
1 cow	2,025	2,699	2,025	3,347	844,440	1,336,551	160	5	308	———	———	160	8,365	1,903	289,445	1,911	2,176
2 cows	869		1,738		710,286		229	3	82	17	3,650	215	23,474	839	222,379	840	1,857
3 cows	157		471		191,462		63	3	1,400	9	2,563	55	9,089	147	58,410	153	494
4 cows	54	175	216	635	90,780	250,232	38	6	2,970	13	5,914	26	5,284	52	21,733	53	285
5 to 9 cows	54		324		125,389		43	4	2,800	23	15,669	24	4,530	48	16,556	54	396
10 to 14 cows	10		112		51,522		10	4	12,380	8	6,177	3	2,300	8	3,934	10	95
15 to 19 cows	1	8	16	86	9,000	42,115	1	———	———	1	3,000	———	———	———	———	1	23
20 cows and over	5	4	122	90	71,975	48,265	5	4	53,626	4	1,022	3	953	4	1,900	5	172
Middlesex																	
Total	586	677	955	1,068	377,910	375,655	319	77	63,172	58	19,921	239	18,457	547	73,399	585	1,022
None	xxx	xxx	xxx	xxx	xxx	xxx	xxx	xxx	xxx	xxx	xxx	xxx	xxx	xxx	xxx	17	20
1 cow	417	611	417	739	144,034	258,730	197	44	3,375	15	1,998	164	8,389	397	42,680	400	451
2 cows	113		226		82,566		78	17	5,201	14	2,845	59	6,847	102	19,336	112	257
3 cows	31		93		33,275		24	6	2,975	13	4,688	9	1,106	26	5,028	31	101
4 cows	12	59	48	242	16,100	82,925	8	2	1,298	5	1,241	3	420	11	2,481	12	48
5 to 9 cows	8		49		25,690		7	4	3,223	5	3,034	2	175	6	1,400	8	59
10 to 14 cows	2	7	26	87	14,475	34,000	2	1	1,500	2	1,240	1	950	2	1,100	2	26
15 to 19 cows	———		———		———		———	———	———	———	———	———	———	———	———	———	———
20 cows and over	3	———	96	———	61,770	———	3	3	45,600	2	4,875	1	550	3	1,374	3	100
Montgomery																	
Total	1,443	1,382	5,664	4,826	2,675,259	2,252,807	1,055	617	1,541,984	48	21,611	503	82,051	1,172	215,939	1,440	5,981
None	xxx	xxx	xxx	xxx	xxx	xxx	xxx	xxx	xxx	xxx	xxx	xxx	xxx	xxx	xxx	28	90
1 cow	451	805	451	1,167	240,119	558,544	208	56	12,191	3	281	172	15,415	421	59,672	430	501
2 cows	344		688		309,314		243	87	44,263	4	470	172	23,655	306	60,726	338	746
3 cows	158		474		211,728		134	84	75,848	6	1,079	58	11,103	123	27,157	157	486
4 cows	123	484	492	2,206	215,837	895,100	114	81	106,055	12	3,310	34	7,727	93	17,074	123	507
5 to 9 cows	250		1,595		708,592		239	196	450,946	20	9,055	54	18,926	160	37,793	247	1,625
10 to 14 cows	61	76	710	939	314,714	519,023	61	57	249,365	1	1,716	6	4,282	40	8,785	61	723
15 to 19 cows	27		430		190,578		27	27	156,738	1	2,700	2	228	15	2,396	27	415
20 to 29 cows	21	11	464	236	219,044	124,265	21	21	201,860	———	———	4	535	12	2,002	21	485
30 cows and over	8	6	360	278	265,333	155,875	8	8	244,718	1	3,000	1	180	2	354	8	403
Nansemond																	
Total	741	669	1,510	1,131	721,029	465,589	260	40	327,794	13	5,297	225	17,524	663	86,612	722	1,603
None	xxx	xxx	xxx	xxx	xxx	xxx	xxx	xxx	xxx	xxx	xxx	xxx	xxx	xxx	xxx	21	23
1 cow	559	615	559	712	229,480	245,749	154	7	790	7	872	145	9,098	515	57,158	528	583
2 cows	125		250		90,764		64	6	1,516	2	260	61	5,365	114	20,992	116	261
3 cows	21		63		22,262		14	6	4,803	———	———	11	1,786	16	4,728	21	66
4 cows	12	44	48	180	17,738	51,290	8	2	6,000	1	150	7	1,175	12	3,140	12	50
5 to 9 cows	9		62		19,180		5	4	9,490	———	———	1	100	4	479	9	73
10 to 14 cows	3	3	37	47	25,550	29,050	3	3	24,200	———	———	———	———	———	———	3	45
15 to 19 cows	3		51		32,100		3	3	31,170	———	———	———	———	1	35	3	52
20 to 29 cows	1	5	20	128	10,950	89,100	1	1	10,000	———	———	———	———	———	———	1	20
30 cows and over	8	2	420	64	273,025	50,400	8	8	239,825	3	4,015	———	———	1	100	8	430
Nelson																	
Total	1,412	1,417	3,074	2,816	933,652	983,150	562	31	8,708	110	30,859	486	45,934	1,360	247,197	1,401	3,258
None	xxx	xxx	xxx	xxx	xxx	xxx	xxx	xxx	xxx	xxx	xxx	xxx	xxx	xxx	xxx	20	24
1 cow	598	1,132	596	1,630	207,629	613,193	115	8	380	4	412	108	5,550	571	64,244	576	646
2 cows	466		932		300,417		208	14	1,098	28	4,240	182	16,038	459	86,738	458	984
3 cows	168		504		148,897		108	2	1,117	18	3,281	91	9,055	161	40,031	168	544
4 cows	71	275	284	1,071	79,742	321,169	48	2	1,674	16	4,684	35	3,874	66	17,884	70	295
5 to 9 cows	98		585		151,234		74	4	2,612	36	12,557	44	9,422	89	30,372	94	579
10 cows and over	15	10	173	115	45,733	48,788	11	1	1,825	8	5,685	6	2,037	14	7,928	15	184
New Kent																	
Total	225	288	468	548	183,453	182,418	128	26	56,143	———	———	113	7,276	203	26,487	239	523
None	xxx	xxx	xxx	xxx	xxx	xxx	xxx	xxx	xxx	xxx	xxx	xxx	xxx	xxx	xxx	18	19
1 cow	121	242	121	323	49,977	116,957	67	14	1,916	———	———	61	2,831	113	11,250	118	146
2 cows	70		140		48,426		35	4	2,586	———	———	32	2,270	63	9,322	69	150
3 cows	19		57		19,780		13	2	1,100	———	———	12	1,193	17	3,624	19	55
4 cows	4	44	18	174	3,674	42,461	4	1	250	———	———	3	332	4	906	4	18
5 to 9 cows	6		31		8,440		4	1	365	———	———	4	600	5	1,020	6	26
10 to 14 cows	2	2	24	51	7,700	23,000	2	1	3,500	———	———	1	50	1	365	2	27
15 cows and over	3		79		47,456		3	3	46,426	———	———	———	———	———	———	3	82
Norfolk																	
Total	535	460	2,812	2,049	1,795,567	1,402,194	182	72	1,421,079	9	16,344	116	15,486	411	51,122	519	2,768
None	xxx	xxx	xxx	xxx	xxx	xxx	xxx	xxx	xxx	xxx	xxx	xxx	xxx	xxx	xxx	19	30
1 cow	359	389	359	481	165,306	222,116	84	13	2,379	2	383	75	6,795	295	30,397	334	371
2 cows	91		182		71,488		30	7	1,799	1	240	23	2,303	80	11,160	85	179
3 cows	18		54		20,406		9	3	2,382	1	100	6	815	15	1,897	17	55
4 cows	10	37	40	177	17,175	92,787	5	1	1,344	1	260	4	2,280	7	2,558	9	34
5 to 9 cows	13		86		42,335		10	5	12,820	2	4,085	6	2,119	9	3,298	13	78
10 to 14 cows	13	10	153	129	96,247	75,600	13	13	83,980	———	———	———	———	1	300	12	146
15 to 19 cows	5		88		55,845		5	5	48,560	———	———	1	196	1	300	5	75
20 to 29 cows	7	8	154	172	101,253	133,740	7	7	94,084	1	276	1	1,000	2	1,110	6	134
30 to 49 cows	9	9	342	346	248,548	240,350	9	8	207,850	1	11,000	———	———	———	———	9	380
50 to 74 cows	4	4	214	220	176,340	132,342	4	4	173,940	———	———	———	———	———	———	4	200
75 to 99 cows	3	———	250	———	149,200	———	3	3	142,500	———	———	———	———	———	———	3	266
100 cows and over	3	3	890	524	651,426	505,259	3	3	649,461	———	———	———	———	1	104	3	822

TABLE 19.—COWS MILKED AND MILK PRODUCED, 1939 AND 1929; DAIRY PRODUCTS SOLD AND BUTTER CHURNED, 1939; AND COWS KEPT FOR MILK APR. 1, 1940; BY NUMBER OF COWS MILKED, BY COUNTIES—Continued

(For explanation and definitions, see text)

STATE OR COUNTY AND NUMBER OF COWS MILKED	COWS MILKED				MILK PRODUCED (GALLONS)		DAIRY PRODUCTS SOLD, 1939							BUTTER CHURNED ON FARMS, 1939		COWS KEPT MAINLY FOR MILK PRODUCTION, APR. 1, 1940	
	Farms reporting		Number					Whole milk sold		Cream sold		Butter sold					
	1939	1929	1939	1929	1939	1929	Farms reporting	Farms reporting	Gallons	Farms reporting	Pounds of butterfat	Farms reporting	Pounds	Farms reporting	Pounds	Farms reporting	Number
VIRGINIA—Contd.																	
Northampton																	
Total	441	519	710	699	319,080	326,658	216	62	90,895	10	1,510	182	14,171	387	51,518	445	742
None	xxx	xxx	xxx	xxx	xxx	xxx	xxx	xxx	xxx	xxx	xxx	xxx	xxx	xxx	xxx	6	7
1 cow	317	494	317	588	131,585	265,823	128	21	2,155	2	62	115	7,016	283	29,870	315	333
2 cows	86		172		65,435		60	23	3,900	5	210	52	5,320	76	14,799	86	172
3 cows	21		63		20,800		15	8	2,925	1	125	11	1,185	17	3,740	21	68
4 cows	6	25	24	85	8,960	40,510	3	1	700	—	—	3	450	6	1,654	6	25
5 to 9 cows	5		32		17,700		4	3	11,950	—	—	1	200	3	1,290	5	31
10 to 14 cows	2	2	28	26	17,800	20,305	2	2	15,490	1	113	—	—	1	105	2	26
15 to 19 cows	1		15		10,000		1	1	9,500	—	—	—	—	1	60	1	13
20 to 29 cows	3	—	61	—	48,800	—	3	3	44,275	1	800	—	—	—	—	3	69
Northumberland																	
Total	786	910	1,524	1,624	463,550	463,051	472	46	24,681	70	20,980	397	33,219	733	92,449	775	1,586
None	xxx	xxx	xxx	xxx	xxx	xxx	xxx	xxx	xxx	xxx	xxx	xxx	xxx	xxx	xxx	7	9
1 cow	423	761	423	980	138,107	298,501	212	19	1,169	5	295	201	9,933	402	35,943	406	435
2 cows	210		420		128,652		130	15	2,167	19	3,000	107	9,684	196	27,251	209	443
3 cows	78		234		67,159		60	6	640	13	2,958	49	7,204	72	14,290	76	251
4 cows	26	141	104	550	30,070	159,280	26	1	10	8	2,468	19	2,698	24	4,972	26	106
5 to 9 cows	42		249		60,812		37	1	750	21	9,223	19	2,800	34	7,778	42	261
10 cows and over	7	8	94	94	38,750	25,270	7	4	19,945	4	3,040	2	900	5	2,215	7	101
Nottoway																	
Total	1,029	948	2,897	2,270	1,374,911	1,133,352	366	71	538,952	63	37,251	275	44,021	885	166,320	1,023	5,253
None	xxx	xxx	xxx	xxx	xxx	xxx	xxx	xxx	xxx	xxx	xxx	xxx	xxx	xxx	xxx	37	53
1 cow	547	755	547	987	242,910	402,657	81	14	1,525	4	560	73	4,848	475	58,260	517	595
2 cows	279		558		236,410		120	9	2,033	12	3,021	106	14,328	259	59,165	270	592
3 cows	74		222		95,902		56	9	4,366	8	3,615	46	7,068	64	18,082	71	254
4 cows	42	161	168	661	74,690	281,170	29	6	2,326	13	7,381	19	4,900	35	10,364	41	182
5 to 9 cows	50		297		106,620		43	8	11,100	18	11,670	22	5,983	38	11,797	50	363
10 to 14 cows	10	14	111	189	48,720	124,825	10	1	8,690	5	4,960	5	4,834	5	6,010	10	127
15 to 19 cows	5		90		53,375		5	4	44,000	1	500	2	1,360	2	1,400	5	102
20 to 29 cows	8	11	184	252	100,810	195,625	8	6	73,850	1	5,000	2	700	4	960	8	222
30 to 49 cows	10	4	394	131	235,744	104,075	10	10	221,042	1	524	—	—	2	230	10	418
50 cows and over	4	1	326	50	179,730	25,000	4	4	170,000	—	—	—	—	1	52	4	345
Orange																	
Total	1,005	1,011	4,610	4,728	1,825,588	1,897,088	605	58	536,655	477	208,850	119	16,686	855	125,983	956	4,473
None	xxx	xxx	xxx	xxx	xxx	xxx	xxx	xxx	xxx	xxx	xxx	xxx	xxx	xxx	xxx	13	52
1 cow	329	515	329	727	115,854	278,240	85	9	1,447	47	4,502	38	2,258	293	30,530	305	355
2 cows	212		424		153,093		112	4	1,093	80	12,670	51	4,079	190	28,657	200	422
3 cows	108		324		118,471		88	8	5,290	73	17,854	17	3,111	85	12,396	106	349
4 cows	75	371	300	1,854	96,323	696,692	61	—	—	58	15,603	10	1,141	64	9,816	74	294
5 to 9 cows	178		1,135		348,554		156	6	3,892	147	65,998	14	2,976	148	26,261	166	1,073
10 to 14 cows	50	92	574	1,149	190,621	387,794	50	4	28,240	43	29,558	6	2,654	45	10,415	44	517
15 to 19 cows	21		344		117,560		21	5	16,280	18	17,810	1	15	17	3,438	16	242
20 to 29 cows	16	14	357	321	149,152	157,855	16	8	78,654	9	17,887	1	52	8	2,503	16	388
30 to 49 cows	7	18	270	602	152,619	306,527	7	5	137,267	2	1,690	—	—	2	387	7	221
50 cows and over	9	1	553	75	383,341	90,000	9	9	264,492	2	25,258	1	400	3	1,600	9	580
Page																	
Total	1,054	1,284	2,569	3,067	859,796	1,024,503	611	69	117,664	483	94,547	119	14,470	758	79,106	1,048	3,108
None	xxx	xxx	xxx	xxx	xxx	xxx	xxx	xxx	xxx	xxx	xxx	xxx	xxx	xxx	xxx	10	39
1 cow	427	900	427	1,184	160,576	429,672	146	13	1,754	100	8,397	43	3,872	322	26,915	415	520
2 cows	298		596		197,549		179	20	6,199	140	22,039	37	3,089	212	20,558	295	747
3 cows	134		402		126,426		108	8	1,831	94	18,570	16	1,714	90	11,078	133	477
4 cows	95	364	380	1,620	111,265	503,711	82	9	2,750	74	18,368	11	1,805	69	9,551	95	506
5 to 9 cows	78		473		134,300		74	8	10,710	64	22,932	9	2,930	53	8,645	78	542
10 to 14 cows	17	19	188	242	71,480	80,995	17	7	38,600	10	4,081	3	1,060	10	2,259	17	174
15 to 19 cows	2		32		18,950		2	2	18,700	—	—	—	—	1	40	2	32
20 to 29 cows	3	1	71	21	39,250	10,125	3	2	37,120	1	160	—	—	1	100	3	71
Patrick																	
Total	2,475	2,308	4,286	3,785	1,900,870	1,666,514	800	85	70,006	165	48,464	615	62,738	2,326	409,363	2,460	4,609
None	xxx	xxx	xxx	xxx	xxx	xxx	xxx	xxx	xxx	xxx	xxx	xxx	xxx	xxx	xxx	50	65
1 cow	1,294	2,036	1,294	2,848	645,611	1,294,311	239	15	1,253	11	1,166	226	16,424	1,220	168,056	1,247	1,505
2 cows	880		1,760		756,224		336	34	8,520	48	8,687	280	28,464	839	172,546	865	1,798
3 cows	175		525		217,058		117	11	4,300	45	9,450	72	9,885	158	39,938	173	511
4 cows	64	272	256	937	98,834	372,203	53	11	4,878	26	6,770	19	3,691	53	14,610	64	258
5 to 9 cows	55		334		118,355		48	15	14,165	30	14,711	17	4,094	50	12,975	54	341
10 to 14 cows	4		42		15,420		4	1	3,910	2	2,700	1	180	4	775	4	34
15 to 19 cows	—	—	—	—	—	—	—	—	—	—	—	—	—	—	—	—	—
20 cows and over	3	—	75	—	49,368	—	3	2	33,000	1	5,000	—	—	2	465	3	99
Pittsylvania																	
Total	5,215	5,189	8,719	7,758	4,117,244	3,801,982	1,160	121	535,429	72	30,579	1,077	178,352	5,121	1,173,452	5,177	9,169
None	xxx	xxx	xxx	xxx	xxx	xxx	xxx	xxx	xxx	xxx	xxx	xxx	xxx	xxx	xxx	107	133
1 cow	3,352	4,906	3,352	5,995	1,611,566	2,792,379	452	35	3,458	7	385	438	30,427	3,295	545,757	3,253	3,527
2 cows	1,424		2,848		1,202,766		433	25	6,114	18	3,789	417	46,139	1,409	399,699	1,401	2,888
3 cows	242		726		299,565		122	7	3,837	14	5,675	113	19,151	241	97,454	240	757
4 cows	80	237	320	886	121,244	390,642	51	8	4,588	12	5,801	40	10,614	78	34,867	79	322
5 to 9 cows	70		435		189,387		55	11	13,252	13	6,832	44	29,389	65	47,780	70	474
10 to 14 cows	17	30	200	399	108,617	231,210	17	8	47,250	3	2,922	11	16,630	14	19,811	17	215
15 to 19 cows	8		130		74,525		8	7	55,000	—	—	5	5,920	6	6,667	8	126
20 to 29 cows	10	8	229	196	166,134	154,651	10	8	118,440	2	6,000	4	6,472	7	6,802	10	259
30 to 49 cows	9	8	304	284	183,790	233,100	9	9	139,490	3	1,175	4	5,790	5	6,855	9	315
50 to 74 cows	3	—	175	—	159,650	—	3	3	144,000	—	—	1	7,800	1	7,800	3	175

TABLE 19.—COWS MILKED AND MILK PRODUCED, 1939 AND 1929; DAIRY PRODUCTS SOLD AND BUTTER CHURNED, 1939; AND COWS KEPT FOR MILK APR. 1, 1940; BY NUMBER OF COWS MILKED, BY COUNTIES—Continued

(For explanation and definitions, see text)

STATE OR COUNTY AND NUMBER OF COWS MILKED	COWS MILKED				MILK PRODUCED (GALLONS)		DAIRY PRODUCTS SOLD, 1939							BUTTER CHURNED ON FARMS, 1939		COWS KEPT MAINLY FOR MILK PRODUCTION, APR. 1, 1940	
	Farms reporting		Number					Whole milk sold		Cream sold		Butter sold					
	1939	1929	1939	1929	1939	1929	Farms reporting	Farms reporting	Gallons	Farms reporting	Pounds of butterfat	Farms reporting	Pounds	Farms reporting	Pounds	Farms reporting	Number
VIRGINIA—Contd.																	
Powhatan																	
Total	548	621	1,674	1,713	802,161	759,139	235	37	329,892	17	12,540	196	28,171	478	93,973	552	1,895
None	xxx	xxx	xxx	xxx	xxx	xxx	xxx	xxx	xxx	xxx	xxx	xxx	xxx	xxx	xxx	21	51
1 cow	249	464	249	650	101,988	267,816	62	2	140	------	----------	60	4,122	222	26,007	238	293
2 cows	139		278		103,008		64	6	705	2	540	61	4,468	127	24,619	135	291
3 cows	66		198		71,765		41	3	1,289	1	220	38	5,085	58	14,423	65	220
4 cows	34	136	136	602	49,095	209,526	17	2	1,180	2	1,200	15	3,115	29	9,613	33	150
5 to 9 cows	36		217		77,820		27	4	2,400	7	4,100	21	4,381	31	10,659	36	239
10 to 14 cows	5	13	58	187	29,570	97,510	5	2	9,000	3	1,980	------	--------	4	454	5	64
15 to 19 cows	1		15		8,850		1	1	8,500	------	----------	------	--------	------	----------	1	15
20 to 29 cows	13	5	281	104	189,040	62,925	13	12	137,938	2	4,500	1	7,000	6	8,073	13	298
30 cows and over	5	3	242	170	171,025	121,362	5	5	168,740	------	----------	------	--------	1	125	5	294
Prince Edward																	
Total	1,187	1,183	2,690	2,345	1,200,939	1,041,841	314	43	389,048	63	31,920	238	31,771	1,085	186,324	1,167	2,831
None	xxx	xxx	xxx	xxx	xxx	xxx	xxx	xxx	xxx	xxx	xxx	xxx	xxx	xxx	xxx	32	35
1 cow	695	1,037	695	1,548	268,485	566,653	68	5	375	2	124	66	4,932	646	75,074	650	719
2 cows	296		592		241,490		105	7	1,138	4	262	101	11,343	285	64,508	291	609
3 cows	86		258		94,259		47	3	1,040	13	3,804	35	4,093	78	20,212	86	273
4 cows	45	127	180	553	69,935	227,325	34	2	1,150	17	7,784	18	4,441	39	11,723	44	200
5 to 9 cows	38		226		82,436		33	6	9,538	18	8,714	15	5,992	28	12,005	38	252
10 to 14 cows	8	9	88	107	48,225	67,885	8	1	7,300	6	7,332	1	800	4	1,352	7	69
15 to 19 cows	1		15		7,300		1	1	5,475	1	500	------	--------	------	----------	1	10
20 to 29 cows	7	4	165	90	91,225	44,600	7	7	72,893	2	3,400	2	170	4	1,346	7	178
30 cows and over	11	6	471	247	297,584	135,380	11	11	290,139	------	----------	------	--------	1	104	11	486
Prince George																	
Total	552	523	1,327	1,274	510,570	521,580	204	40	181,519	37	11,252	153	18,183	510	66,465	553	1,416
None	xxx	xxx	xxx	xxx	xxx	xxx	xxx	xxx	xxx	xxx	xxx	xxx	xxx	xxx	xxx	13	13
1 cow	295	412	295	550	97,301	186,513	64	13	834	2	249	54	2,719	276	23,438	283	320
2 cows	151		302		96,310		64	7	1,912	7	1,183	56	4,938	141	20,636	151	330
3 cows	46		138		48,271		28	2	550	9	1,128	22	3,647	44	8,915	46	146
4 cows	23	98	92	372	27,004	114,242	16	2	834	6	1,286	10	2,024	23	4,601	23	96
5 to 9 cows	24		161		52,966		19	4	7,954	10	4,626	11	4,855	22	7,661	24	163
10 to 14 cows	------	5	------	66	----------	35,725	------	------	----------	------	----------	------	--------	------	----------	------	------
15 to 19 cows	3		47		17,940		3	2	12,045	1	250	------	--------	1	360	3	56
20 to 29 cows	6	6	141	147	74,032	100,600	6	6	67,009	1	145	------	--------	2	750	6	151
30 to 49 cows	4	------	151	------	96,746	----------	4	4	90,381	1	2,365	------	--------	1	104	4	141
50 to 74 cows	------	1	------	55	----------	36,500	------	------	----------	------	----------	------	--------	------	----------	------	------
75 to 99 cows	------	1	------	84	----------	48,000	------	------	----------	------	----------	------	--------	------	----------	------	------
Prince William																	
Total	801	738	4,390	4,120	2,518,627	2,306,965	412	127	1,608,211	231	77,704	152	29,748	554	92,142	783	4,878
None	xxx	xxx	xxx	xxx	xxx	xxx	xxx	xxx	xxx	xxx	xxx	xxx	xxx	xxx	xxx	16	53
1 cow	225	359	225	555	100,451	210,447	36	7	1,218	15	1,280	17	1,526	162	16,740	212	239
2 cows	175		350		136,050		80	7	3,560	52	9,481	43	4,162	137	18,081	169	385
3 cows	98		294		101,482		58	10	4,396	35	6,603	34	4,495	80	14,023	95	293
4 cows	75	273	300	1,314	122,607	515,289	50	8	5,870	39	12,161	19	3,483	53	10,661	69	341
5 to 9 cows	133		799		300,841		93	17	12,418	76	33,091	29	8,340	102	22,206	127	828
10 to 14 cows	27	55	315	700	169,225	374,120	27	11	93,225	12	13,448	7	4,129	14	6,356	27	374
15 to 19 cows	15		245		163,325		15	14	151,210	------	----------	1	1,900	1	1,900	15	289
20 to 29 cows	23	33	556	775	383,090	610,179	23	23	358,622	1	840	2	1,713	3	1,996	23	598
30 to 49 cows	25	14	967	514	769,306	371,000	25	25	712,692	1	800	------	--------	2	179	25	1,104
50 cows and over	5	4	339	262	272,250	225,930	5	5	265,000	------	----------	------	--------	------	----------	5	374
Princess Anne																	
Total	503	633	2,201	1,905	1,382,656	922,683	135	57	1,100,411	4	9,946	80	12,301	367	43,793	525	2,342
None	xxx	xxx	xxx	xxx	xxx	xxx	xxx	xxx	xxx	xxx	xxx	xxx	xxx	xxx	xxx	38	89
1 cow	318	542	318	637	118,150	214,873	40	4	887	------	----------	37	1,994	253	22,663	306	335
2 cows	102		204		56,676		36	3	530	1	200	32	3,579	85	11,196	100	212
3 cows	23		69		15,400		5	------	----------	1	26	5	385	19	1,996	21	56
4 cows	6	56	24	242	7,557	76,056	2	1	640	------	----------	1	50	3	480	6	25
5 to 9 cows	10		72		33,000		8	6	19,420	1	150	2	2,600	2	2,600	10	72
10 to 14 cows	8	20	94	265	56,047	165,052	8	7	44,850	------	----------	2	3,060	3	3,615	8	91
15 to 19 cows	9		151		120,525		9	9	117,525	------	----------	------	--------	------	----------	9	154
20 to 29 cows	15	4	326	91	221,022	59,340	15	15	203,617	------	----------	------	--------	------	----------	15	308
30 to 49 cows	6	6	198	210	117,930	156,318	6	6	111,070	------	----------	------	--------	1	40	6	202
50 to 74 cows	1	1	50	60	24,725	43,800	1	1	23,725	------	----------	------	--------	------	----------	1	65
75 to 99 cows	1	2	80	175	60,000	71,910	1	1	56,470	------	----------	------	--------	------	----------	1	80
100 cows and over	4	2	615	225	551,624	135,354	4	4	521,677	1	9,570	1	633	1	1,203	4	653
Pulaski																	
Total	870	988	3,048	3,236	1,494,218	1,556,072	542	140	714,643	76	28,300	399	70,277	784	174,337	879	3,391
None	xxx	xxx	xxx	xxx	xxx	xxx	xxx	xxx	xxx	xxx	xxx	xxx	xxx	xxx	xxx	29	36
1 cow	331	685	331	959	147,618	468,795	114	11	2,290	1	30	110	7,946	313	44,152	321	349
2 cows	227		454		192,654		157	22	9,135	16	4,530	134	13,613	217	41,349	225	508
3 cows	112		336		136,193		90	14	10,607	17	6,316	67	11,823	101	25,723	110	381
4 cows	70	244	280	1,111	103,737	452,914	57	19	19,067	19	7,584	30	4,826	60	13,501	67	291
5 to 9 cows	84		521		212,130		78	34	71,410	20	6,675	45	14,572	71	27,907	82	528
10 to 14 cows	19	42	204	527	91,837	235,513	19	15	52,928	2	3,120	7	3,406	13	5,557	19	215
15 to 19 cows	7		114		80,985		7	6	45,043	1	45	2	3,250	3	3,856	6	106
20 to 29 cows	7	7	177	163	106,979	68,750	7	6	98,944	------	----------	2	341	3	776	7	191
30 to 49 cows	9	10	352	351	256,170	233,080	9	9	250,023	------	----------	------	--------	------	----------	9	454
50 cows and over	4	2	279	125	185,915	97,020	4	4	155,195	------	----------	2	10,500	3	11,516	4	354

TABLE 19.—COWS MILKED AND MILK PRODUCED, 1939 AND 1929; DAIRY PRODUCTS SOLD AND BUTTER CHURNED, 1939; AND COWS KEPT FOR MILK APR. 1, 1940; BY NUMBER OF COWS MILKED, BY COUNTIES—Continued

(For explanation and definitions, see text)

STATE OR COUNTY AND NUMBER OF COWS MILKED	COWS MILKED				MILK PRODUCED (GALLONS)		DAIRY PRODUCTS SOLD, 1939						BUTTER CHURNED ON FARMS, 1939		COWS KEPT MAINLY FOR MILK PRODUCTION, APR. 1, 1940	
	Farms reporting		Number					Whole milk sold		Cream sold		Butter sold				
	1939	1929	1939	1929	1939	1929	Farms reporting	Farms reporting	Gallons	Farms reporting	Pounds of butterfat	Farms reporting	Pounds	Farms reporting	Pounds	Farms reporting	Number
VIRGINIA—Contd.																	
Rappahannock																	
Total	733	765	2,850	3,046	1,050,239	1,007,500	389	28	174,838	317	91,113	85	8,516	647	87,435	718	3,075
None	xxx	xxx	xxx	xxx	xxx	xxx	xxx	xxx	xxx	xxx	xxx	xxx	xxx	xxx	xxx	5	14
1 cow	167	382	167	573	65,195	183,545	27	1	75	12	1,074	14	785	143	12,334	159	173
2 cows	222		444		151,007		100	11	1,737	70	8,226	30	1,541	200	21,812	216	496
3 cows	88		264		94,287		65	2	500	56	8,032	11	630	79	9,534	86	313
4 cows	75	326	300	1,531	99,490	467,465	54	3	2,500	46	11,117	9	755	65	8,347	73	305
5 to 9 cows	126		799		265,515		98	6	9,026	95	38,478	11	671	111	19,651	126	839
10 to 14 cows	38	47	421	560	128,960	157,721	31	2	1,900	29	14,098	6	925	34	8,118	36	422
15 to 19 cows	10		154		55,400		9	----	----------	7	6,888	3	3,149	10	5,124	10	251
20 to 29 cows	3	7	65	162	18,385	33,069	1	----	----------	1	2,500	----	-------	3	2,250	3	65
30 cows and over	4	3	236	220	179,000	165,700	4	3	159,100	1	700	1	60	2	265	4	197
Richmond																	
Total	653	736	1,465	1,360	427,980	371,556	344	50	8,796	157	39,235	226	14,392	665	61,668	635	1,680
None	xxx	xxx	xxx	xxx	xxx	xxx	xxx	xxx	xxx	xxx	xxx	xxx	xxx	xxx	xxx	5	11
1 cow	325	617	325	797	111,423	238,411	105	8	611	17	1,919	94	4,603	294	24,159	305	336
2 cows	171		342		102,859		101	18	2,214	36	4,652	71	5,164	164	19,649	168	375
3 cows	54		162		44,110		40	9	1,351	20	3,395	25	1,905	52	6,994	52	191
4 cows	40	111	160	463	46,562	113,195	36	3	325	30	6,442	13	1,102	38	4,095	40	169
5 to 9 cows	53		317		76,561		50	10	1,995	42	13,513	19	1,118	47	4,947	53	391
10 to 14 cows	9	8	100	100	27,485	19,950	9	1	2,200	9	5,590	2	200	7	1,024	9	126
15 to 19 cows	3		61		19,000		3	1	120	3	3,724	2	300	3	800	3	81
Roanoke																	
Total	1,140	1,213	3,645	3,889	2,108,025	2,207,992	735	265	1,061,814	39	14,148	579	133,660	1,003	252,250	1,102	3,823
None	xxx	xxx	x xx	xxx	xxx	xxx	xxx	xxx	xxx	xxx	xxx	xxx	xxx	xxx	xxx	18	38
1 cow	550	887	550	1,232	300,702	622,044	260	65	8,481	4	754	239	23,374	506	75,803	517	601
2 cows	293		586		289,927		213	61	14,778	10	2,420	192	31,774	274	66,613	282	573
3 cows	95		285		140,118		77	23	9,949	6	2,500	66	20,411	89	32,776	92	282
4 cows	67	268	268	1,127	126,965	481,011	57	24	20,048	5	1,407	40	17,421	61	25,552	64	248
5 to 9 cows	72		422		194,794		65	33	43,106	13	5,518	33	23,314	57	32,321	69	394
10 to 14 cows	19	30	222	429	123,532	281,753	19	15	80,825	----	----------	6	12,130	10	13,545	18	230
15 to 19 cows	8		139		95,565		8	8	93,965	----	----------	----	-------	----	-------	8	157
20 to 29 cows	19	10	451	240	314,835	165,505	19	19	289,838	----	----------	3	5,236	6	5,640	18	513
30 to 49 cows	14	12	525	439	361,705	320,240	14	14	343,976	1	1,549	----	-------	----	-------	13	597
50 cows and over	3	6	197	422	159,882	337,439	3	3	156,848	----	----------	----	-------	----	-------	3	190
Rockbridge																	
Total	1,768	1,655	5,747	5,573	2,541,912	2,356,323	1,142	120	395,207	724	249,144	452	75,735	1,590	279,498	1,766	6,467
None	xxx	xxx	xxx	xxx	xxx	xxx	xxx	xxx	xxx	xxx	xxx	xxx	xxx	xxx	xxx	26	113
1 cow	548	857	548	1,305	253,669	550,091	179	21	2,857	54	5,673	117	9,852	509	60,655	525	680
2 cows	465		930		402,406		296	26	4,989	169	30,943	135	15,917	427	73,833	461	1,112
3 cows	224		672		283,127		181	10	3,411	127	27,908	67	12,014	202	40,099	224	757
4 cows	183	759	732	3,389	303,935	1,316,840	159	15	6,676	121	36,142	52	11,032	158	32,857	183	782
5 to 9 cows	289		1,753		688,401		269	25	32,241	219	102,123	70	20,523	253	58,930	288	1,798
10 to 14 cows	38	51	427	594	189,497	272,167	37	7	23,471	27	30,813	9	5,572	29	9,975	38	422
15 to 19 cows	7		110		58,510		7	3	30,900	3	7,332	2	825	4	1,484	7	151
20 to 29 cows	5	7	117	175	62,050	131,425	5	4	52,450	1	2,200	----	-------	3	350	5	112
30 to 49 cows	6	3	238	110	141,667	85,800	6	6	130,512	2	1,210	----	-------	4	585	6	302
50 cows and over	3	----	220	-------	158,650	----------	3	3	107,700	1	4,800	----	-------	1	730	3	238
Rockingham																	
Total	3,180	3,075	10,658	11,217	4,953,749	4,979,963	2,042	511	1,793,266	1,418	476,486	205	27,903	1,874	211,952	3,051	11,902
None	xxx	xxx	xxx	xxx	xxx	xxx	xxx	xxx	xxx	xxx	xxx	xxx	xxx	xxx	xxx	53	221
1 cow	1,067	1,571	1,067	2,337	475,159	1,023,089	357	46	12,538	244	24,284	83	6,251	698	60,965	951	1,299
2 cows	795		1,590		684,648		500	47	32,429	403	77,940	66	6,374	515	54,789	765	1,891
3 cows	387		1,161		484,569		310	63	64,617	246	63,117	15	1,335	237	30,012	365	1,242
4 cows	273	1,318	1,092	6,252	465,098	2,606,555	242	49	69,302	187	64,220	16	3,472	156	20,013	270	1,168
5 to 9 cows	482		3,016		1,353,580		460	176	478,878	288	180,129	21	4,541	228	33,111	473	3,136
10 to 14 cows	102	156	1,159	1,901	577,481	958,290	101	64	321,806	41	55,900	2	630	29	6,032	102	1,311
15 to 19 cows	40		662		391,440		39	35	324,282	6	9,176	1	100	7	1,120	40	737
20 to 29 cows	24	23	543	511	318,442	280,650	23	21	277,867	2	1,120	1	5,200	4	5,910	23	568
30 to 49 cows	10	7	348	216	217,332	111,379	10	10	211,547	1	600	----	-------	----	-------	9	329
Russell																	
Total	2,506	2,429	5,650	5,612	2,141,013	2,159,120	594	144	129,578	128	32,300	426	80,644	2,452	564,039	2,531	6,536
None	xxx	xxx	xxx	xxx	xxx	xxx	xxx	xxx	xxx	xxx	xxx	xxx	xxx	xxx	xxx	32	63
1 cow	939	1,725	939	2,591	385,289	1,013,176	58	10	2,130	8	555	46	2,670	916	120,643	936	1,130
2 cows	909		1,818		687,056		196	38	11,945	28	4,074	161	15,616	893	210,882	906	2,212
3 cows	319		957		338,193		125	31	9,537	28	4,334	95	11,274	315	89,918	318	1,107
4 cows	164	981	656	2,734	245,514	1,017,579	86	17	10,140	20	7,660	60	11,937	161	57,902	164	702
5 to 9 cows	160		987		356,751		114	40	47,326	41	13,429	57	21,327	154	62,674	160	1,051
10 to 14 cows	10	21	116	247	42,120	107,765	10	4	12,410	3	2,248	4	2,220	10	4,920	10	93
15 to 19 cows	2		31		17,000		2	2	9,500	----	----------	1	2,000	1	2,500	2	27
20 to 29 cows	----	2	----	40	----------	20,600	----	----	----------	----	----------	----	-------	----	-------	----	----
30 cows and over	3	----	146	-------	69,090	----------	3	2	26,590	----	----------	2	13,600	2	14,600	3	151
Scott																	
Total	3,426	3,244	6,597	6,354	2,139,274	2,414,855	882	107	43,197	123	41,884	724	68,783	3,345	483,865	3,371	7,012
None	xxx	xxx	xxx	xxx	xxx	xxx	xxx	xxx	xxx	xxx	xxx	xxx	xxx	xxx	xxx	36	53
1 cow	1,609	2,558	1,609	3,625	574,136	1,440,722	187	22	1,041	4	254	178	8,631	1,575	152,231	1,541	1,765
2 cows	1,127		2,254		753,974		329	31	5,205	19	3,221	299	22,626	1,106	178,600	1,105	2,368
3 cows	369		1,107		346,773		163	21	7,831	33	7,181	125	14,903	357	74,092	369	1,153
4 cows	164	675	656	2,594	187,193	927,911	97	12	6,180	27	6,630	68	9,317	161	39,162	164	672
5 to 9 cows	150		874		232,798		99	18	17,670	36	14,027	53	12,781	142	38,586	149	895
10 to 14 cows	4	11	42	135	14,100	46,222	4	2	3,600	2	1,195	1	525	5	820	4	46
15 cows and over	3		55		30,300		3	1	1,670	2	9,376	----	-------	1	365	3	60

TABLE 19.—COWS MILKED AND MILK PRODUCED, 1939 AND 1929; DAIRY PRODUCTS SOLD AND BUTTER CHURNED, 1939; AND COWS KEPT FOR MILK APR. 1, 1940; BY NUMBER OF COWS MILKED, BY COUNTIES—Continued

(For explanation and definitions, see text)

STATE OR COUNTY AND NUMBER OF COWS MILKED	COWS MILKED				MILK PRODUCED (GALLONS)		DAIRY PRODUCTS SOLD, 1939							BUTTER CHURNED ON FARMS, 1939		COWS KEPT MAINLY FOR MILK PRODUCTION, APR. 1, 1940	
	Farms reporting		Number					Whole milk sold		Cream sold		Butter sold					
	1939	1929	1939	1929	1939	1929	Farms reporting	Farms reporting	Gallons	Farms reporting	Pounds of butterfat	Farms reporting	Pounds	Farms reporting	Pounds	Farms reporting	Number
VIRGINIA—Contd.																	
Shenandoah																	
Total	1,904	1,874	4,993	5,600	2,095,059	2,431,350	1,393	158	417,960	1,072	262,757	284	34,108	1,367	169,374	1,827	5,554
None	xxx	xxx	xxx	xxx	xxx	xxx	xxx	xxx	xxx	xxx	xxx	xxx	xxx	xxx	xxx	28	48
1 cow	635	1,105	635	1,607	280,916	737,112	316	19	2,304	257	27,477	92	6,650	453	42,113	572	725
2 cows	634		1,268		519,097		499	32	13,415	407	77,640	99	12,177	464	56,224	611	1,450
3 cows	272		816		311,703		239	18	12,675	191	54,378	49	6,430	210	30,204	262	905
4 cows	162	703	648	3,109	242,542	1,267,931	147	18	24,220	119	37,989	24	3,665	119	18,715	157	670
5 to 9 cows	161		972		581,883		152	40	76,648	108	54,801	18	4,166	105	18,452	158	990
10 to 14 cows	23	59	258	715	127,700	332,117	23	14	68,175	9	10,172	2	1,020	13	3,366	22	267
15 to 19 cows	6		102		52,733		6	6	49,133	———	———	———	———	———	———	6	106
20 cows and over	11	7	294	169	178,485	94,190	11	11	171,390	1	300	———	———	3	300	11	393
Smyth																	
Total	1,680	1,578	4,351	4,230	1,815,581	1,942,589	630	269	463,720	139	57,207	280	37,025	1,510	225,993	1,658	4,585
None	xxx	xxx	xxx	xxx	xxx	xxx	xxx	xxx	xxx	xxx	xxx	xxx	xxx	xxx	xxx	39	63
1 cow	721	1,072	721	1,516	298,342	697,035	104	25	4,724	5	925	80	5,540	679	66,953	687	761
2 cows	466		932		359,610		178	51	19,675	32	5,229	110	9,572	435	66,882	456	1,007
3 cows	170		510		194,064		86	37	23,923	22	6,045	37	4,282	143	25,999	163	521
4 cows	102	462	408	2,033	145,940	919,984	79	36	29,800	32	10,012	17	1,927	87	15,332	101	424
5 to 9 cows	188		1,166		452,157		150	97	153,941	40	22,320	27	4,811	143	30,879	179	1,134
10 to 14 cows	18	37	210	438	98,530	168,002	18	13	54,985	5	5,672	5	1,860	15	4,674	18	218
15 to 19 cows	7		118		60,840		7	5	37,395	1	3,780	1	156	4	585	7	149
20 to 29 cows	5	4	111	93	60,450	56,610	5	4	45,950	1	1,000	2	1,300	2	1,800	5	122
30 cows and over	3	3	175	150	145,648	100,958	3	3	93,327	1	2,224	1	7,577	2	12,889	3	186
Southampton																	
Total	1,086	1,028	2,174	2,146	994,205	1,029,396	230	42	552,594	6	517	202	15,712	966	107,681	1,121	2,326
None	xxx	xxx	xxx	xxx	xxx	xxx	xxx	xxx	xxx	xxx	xxx	xxx	xxx	xxx	xxx	56	57
1 cow	836	960	836	1,150	276,029	387,073	130	12	1,030	4	332	124	6,032	755	67,339	817	909
2 cows	173		346		96,718		54	6	630	———	———	53	3,801	157	24,149	173	351
3 cows	36		108		31,285		12	1	1,200	1	100	10	801	32	6,055	35	99
4 cows	14	49	56	195	17,555	56,096	9	3	708	———	———	8	2,152	11	5,038	14	72
5 to 9 cows	10		54		19,453		8	3	1,415	———	———	7	2,926	9	4,846	10	53
10 to 14 cows	2	6	25	75	11,700	33,377	2	2	9,500	———	———	———	———	1	150	2	25
15 to 19 cows	4		65		36,962		4	4	34,200	1	85	———	———	———	———	3	52
20 to 29 cows	2	2	56	43	28,845	15,800	2	2	28,761	———	———	———	———	———	———	2	54
30 to 49 cows	4	5	130	175	87,400	139,800	4	4	87,400	———	———	———	———	———	———	4	139
50 to 74 cows	2	3	116	184	73,000	124,500	2	2	72,500	———	———	———	———	1	104	2	115
75 to 99 cows	———	1	———	84	———	74,750	———	———	———	———	———	———	———	———	———	———	———
100 to 199 cows	3	2	382	240	315,250	198,000	3	3	315,250	———	———	———	———	———	———	3	400
Spotsylvania																	
Total	1,105	1,171	4,227	4,186	1,922,820	1,610,911	495	144	1,073,372	169	75,348	198	19,471	900	114,708	1,077	4,656
None	xxx	xxx	xxx	xxx	xxx	xxx	xxx	xxx	xxx	xxx	xxx	xxx	xxx	xxx	xxx	13	21
1 cow	411	719	411	1,046	147,649	338,873	72	5	1,612	5	505	62	3,609	363	34,815	391	477
2 cows	317		634		214,237		123	14	6,295	32	4,939	79	7,118	282	38,252	310	681
3 cows	132		396		129,053		85	20	13,290	36	8,857	36	3,778	110	16,524	126	415
4 cows	67	370	268	1,680	80,512	553,923	42	11	14,100	22	6,203	10	1,230	51	8,338	66	281
5 to 9 cows	98		645		237,902		93	38	84,405	50	24,786	10	3,726	67	12,589	93	674
10 to 14 cows	27	59	304	730	124,770	318,418	27	14	65,625	13	14,218	1	10	11	1,630	26	276
15 to 19 cows	17		285		129,300		17	9	84,388	8	8,058	———	———	8	1,248	16	287
20 to 29 cows	18	11	455	244	261,813	120,346	18	15	225,884	3	7,782	———	———	4	660	18	463
30 to 49 cows	11	9	419	310	300,484	174,401	11	11	287,425	———	———	———	———	2	527	11	471
50 cows and over	7	3	430	176	296,800	104,950	7	7	290,550	———	———	———	———	2	125	7	610
Stafford																	
Total	702	739	1,856	2,333	673,177	1,035,527	355	144	154,957	126	42,281	157	13,284	480	53,680	702	2,041
None	xxx	xxx	xxx	xxx	xxx	xxx	xxx	xxx	xxx	xxx	xxx	xxx	xxx	xxx	xxx	6	9
1 cow	271	473	271	697	101,211	283,145	60	25	1,675	12	1,182	32	2,694	189	17,053	267	291
2 cows	221		442		152,389		136	61	9,086	37	6,134	79	6,259	159	18,879	220	488
3 cows	72		216		68,734		43	16	4,628	16	4,270	19	2,167	58	8,334	71	248
4 cows	62	235	248	1,082	75,319	460,232	45	10	5,363	22	6,844	22	1,858	43	5,712	62	259
5 to 9 cows	56		334		123,140		51	18	25,040	34	18,161	5	326	28	3,343	56	358
10 to 14 cows	13	22	155	282	69,020	167,425	13	9	38,190	4	5,190	———	———	1	75	13	183
15 to 19 cows	3		53		14,950		3	3	10,975	———	———	———	———	2	184	3	68
20 to 29 cows	1	5	21	120	6,000	59,225	1	1	5,000	———	———	———	———	———	———	1	21
30 cows and over	3	4	116	152	61,814	65,500	3	3	55,000	1	500	———	———	———	———	3	116
Surry																	
Total	486	475	771	782	285,064	345,569	183	20	39,454	23	5,779	150	11,147	441	49,821	498	823
None	xxx	xxx	xxx	xxx	xxx	xxx	xxx	xxx	xxx	xxx	xxx	xxx	xxx	xxx	xxx	26	42
1 cow	326	427	326	535	112,933	204,810	86	4	315	4	462	79	4,403	299	27,329	318	349
2 cows	111		222		64,317		60	6	448	10	1,635	48	3,424	103	14,455	105	208
3 cows	28		84		25,700		20	3	2,125	4	1,432	15	2,252	25	5,249	28	81
4 cows	10	48	40	247	13,155	140,759	10	4	1,566	4	1,950	5	810	8	1,790	10	39
5 cows and over	11		99		48,959		7	3	35,000	1	300	3	258	6	998	11	104
Sussex																	
Total	765	773	1,320	1,175	443,653	436,718	194	18	41,392	35	9,499	154	13,770	669	83,194	767	1,414
None	xxx	xxx	xxx	xxx	xxx	xxx	xxx	xxx	xxx	xxx	xxx	xxx	xxx	xxx	xxx	37	38
1 cow	461	690	461	846	153,406	311,146	62	3	270	4	355	59	3,108	414	37,054	433	478
2 cows	208		416		132,320		67	3	160	8	1,258	58	4,096	194	28,060	202	426
3 cows	54		162		54,257		35	4	1,670	11	2,445	21	2,604	46	9,563	54	183
4 cows	19	80	76	299	19,845	108,452	12	1	912	3	200	8	1,565	16	3,938	19	88
5 to 9 cows	18		107		39,675		13	5	5,580	6	5,626	8	2,597	16	4,536	17	110
10 to 14 cows	1	3	10	30	8,500	17,120	1	1	6,500	———	———	———	———	1	35	1	10
15 cows and over	4		88		35,650		4	3	26,300	3	1,615	———	———	2	208	4	81

TABLE 19.—COWS MILKED AND MILK PRODUCED, 1939 AND 1929; DAIRY PRODUCTS SOLD AND BUTTER CHURNED, 1939; AND COWS KEPT FOR MILK APR. 1, 1940; BY NUMBER OF COWS MILKED, BY COUNTIES—Continued

(For explanation and definitions, see text)

STATE OR COUNTY AND NUMBER OF COWS MILKED	COWS MILKED				MILK PRODUCED (GALLONS)		DAIRY PRODUCTS SOLD, 1939							BUTTER CHURNED ON FARMS, 1939		COWS KEPT MAINLY FOR MILK PRODUCTION, APR. 1, 1940	
	Farms reporting		Number					Whole milk sold		Cream sold		Butter sold					
	1939	1929	1939	1929	1939	1929	Farms reporting	Farms reporting	Gallons	Farms reporting	Pounds of butterfat	Farms reporting	Pounds	Farms reporting	Pounds	Farms reporting	Number
VIRGINIA—Contd.																	
Tazewell																	
Total	1,460	1,566	4,659	5,096	2,101,034	2,169,589	673	172	660,794	113	30,757	513	93,814	1,387	338,703	1,475	5,435
None	xxx	xxx	xxx	xxx	xxx	xxx	xxx	xxx	xxx	xxx	xxx	xxx	xxx	xxx	xxx	21	62
1 cow	536	1,015	536	1,508	258,610	714,015	103	20	2,144	3	260	93	7,893	515	71,025	532	704
2 cows	435		870		384,584		193	44	12,117	13	1,027	168	19,450	424	95,633	433	992
3 cows	189		567		209,336		122	24	10,351	24	4,357	95	13,367	186	50,668	189	630
4 cows	103	477	412	2,130	156,445	799,952	81	19	15,819	22	6,041	56	13,137	96	34,616	103	446
5 to 9 cows	138		860		311,847		118	24	40,597	41	13,207	82	26,599	129	58,387	138	942
10 to 14 cows	19	46	214	583	83,980	239,615	18	9	28,380	5	2,670	11	7,890	17	14,423	19	263
15 to 19 cows	15		249		148,176		14	10	98,261	3	1,560	2	400	9	4,848	15	271
20 to 29 cows	10	14	227	307	135,327	118,150	10	8	107,470	———	———	3	2,533	4	3,088	10	253
30 to 49 cows	11	12	397	438	215,714	221,357	10	10	187,141	1	540	2	700	5	2,610	11	479
50 cows and over	4	2	327	130	197,015	76,500	4	4	160,514	1	1,095	1	1,825	2	3,405	4	393
Warren																	
Total	559	462	1,592	1,398	630,688	585,495	361	51	65,917	176	52,473	191	28,604	394	63,392	514	1,656
None	xxx	xxx	xxx	xxx	xxx	xxx	xxx	xxx	xxx	xxx	xxx	xxx	xxx	xxx	xxx	16	46
1 cow	213	275	213	403	90,775	179,522	89	15	1,110	13	1,055	70	4,717	154	14,807	171	214
2 cows	141		282		108,239		96	14	2,162	45	6,123	55	6,022	104	15,086	131	288
3 cows	68		204		76,972		55	5	1,510	33	8,553	21	2,870	47	7,098	64	212
4 cows	52	178	208	859	74,735	328,751	45	4	1,127	31	9,036	18	3,696	35	7,045	48	204
5 to 9 cows	69		418		157,619		62	9	4,148	45	20,694	23	7,549	45	13,194	68	424
10 to 14 cows	8	7	86	91	33,523	51,212	6	———	———	6	5,838	1	200	4	1,882	8	88
15 to 19 cows	3		46		19,200		3	1	6,235	1	624	2	550	2	1,080	3	46
20 cows and over	5	2	135	45	69,625	26,010	5	3	49,625	2	550	1	3,000	3	3,200	5	134
Warwick																	
Total	116	111	783	640	472,778	371,515	45	31	404,820	1	120	18	4,513	48	8,188	122	1,072
None	xxx	xxx	xxx	xxx	xxx	xxx	xxx	xxx	xxx	xxx	xxx	xxx	xxx	xxx	xxx	7	31
1 cow	69	75	69	93	29,701	49,171	11	6	610	———	———	5	307	27	2,222	68	104
2 cows	19		38		14,529		9	2	1,169	———	———	7	1,060	12	1,948	19	45
3 cows	5		15		5,350		2	2	494	———	———	1	250	3	800	5	34
4 cows	———	19	———	95	———	46,587	———	———	———	———	———	———	———	———	———	———	———
5 to 9 cows	3		18		6,820		3	1	1,800	———	———	2	1,900	2	2,100	3	24
10 to 14 cows	4	8	50	111	23,150	54,400	4	4	19,120	1	120	2	840	2	900	4	68
15 to 19 cows	3		55		38,500		3	3	37,200	———	———	———	———	———	———	3	82
20 to 29 cows	5	3	114	73	65,467	43,042	5	5	58,600	———	———	1	156	2	218	5	134
30 to 49 cows	5	5	162	208	110,613	126,255	5	5	107,679	———	———	———	———	———	———	5	221
50 cows and over	3	1	262	60	178,648	52,060	3	3	178,148	———	———	———	———	———	———	3	329
Washington																	
Total	3,654	3,281	10,262	8,515	4,241,529	3,448,417	1,953	786	1,571,266	292	83,565	1,030	139,986	3,295	570,881	3,585	11,023
None	xxx	xxx	xxx	xxx	xxx	xxx	xxx	xxx	xxx	xxx	xxx	xxx	xxx	xxx	xxx	55	90
1 cow	1,340	2,311	1,340	3,335	541,990	1,353,234	355	46	8,425	28	2,497	303	20,940	1,254	154,347	1,259	1,517
2 cows	1,094		2,188		835,958		594	150	58,773	89	14,023	404	41,679	1,027	187,569	1,063	2,306
3 cows	459		1,377		546,071		323	129	101,450	70	17,585	155	25,720	415	86,183	450	1,412
4 cows	256	889	1,024	3,760	400,396	1,530,246	210	118	132,659	37	11,316	74	16,081	209	47,632	256	1,094
5 to 9 cows	389		2,383		936,474		356	253	439,394	62	26,495	88	34,016	320	81,565	386	2,407
10 to 14 cows	67	68	760	849	325,781	336,337	67	65	259,823	4	3,189	3	900	43	7,284	67	808
15 to 19 cows	18		299		141,226		18	17	122,485	1	1,100	2	550	9	2,254	18	330
20 to 29 cows	18	8	391	168	221,221	100,900	18	18	197,567	———	———	1	100	12	3,142	18	468
30 cows and over	13	5	500	203	292,412	127,700	12	12	270,690	1	7,560	———	———	6	905	13	591
Westmoreland																	
Total	707	682	1,717	1,551	547,406	441,425	304	47	49,832	129	38,410	185	15,787	620	70,243	678	1,836
None	xxx	xxx	xxx	xxx	xxx	xxx	xxx	xxx	xxx	xxx	xxx	xxx	xxx	xxx	xxx	15	23
1 cow	325	499	325	700	106,338	195,456	80	13	928	12	1,021	64	3,182	277	21,416	298	527
2 cows	181		362		114,665		81	12	1,842	30	5,295	51	3,479	166	18,332	170	369
3 cows	70		210		64,752		41	8	3,705	17	3,985	22	1,530	61	8,419	64	203
4 cows	52	176	208	756	56,031	207,472	36	4	827	22	4,830	23	2,480	46	7,542	52	215
5 to 9 cows	68		426		134,316		55	7	6,230	41	20,115	22	4,200	62	11,853	68	460
10 to 14 cows	8	5	88	54	31,255	27,045	8	———	———	7	5,166	2	166	7	1,431	8	115
15 to 19 cows	———		———		———		———	———	———	———	———	———	———	———	———	———	———
20 cows and over	3	2	98	41	40,050	11,450	3	3	36,300	———	———	1	750	1	1,250	3	124
Wise																	
Total	1,869	1,549	2,929	2,676	1,549,877	1,257,187	424	230	164,631	9	4,205	374	56,568	1,812	368,651	1,761	3,003
None	xxx	xxx	xxx	xxx	xxx	xxx	xxx	xxx	xxx	xxx	xxx	xxx	xxx	xxx	xxx	45	67
1 cow	1,250	1,366	1,250	1,850	743,989	902,760	162	88	12,000	———	———	146	11,688	1,214	193,620	1,118	1,253
2 cows	457		914		438,399		156	81	15,154	1	100	137	18,557	448	113,613	439	871
3 cows	93		279		119,369		52	28	10,192	3	925	49	8,002	89	28,554	92	271
4 cows	31	172	124	634	58,072	258,977	22	11	6,677	1	1,260	22	6,729	31	14,992	31	118
5 to 9 cows	27		158		69,770		21	13	17,044	1	60	18	10,172	25	15,868	25	126
10 to 14 cows	4	8	40	105	19,070	44,550	4	3	12,656	———	———	2	1,420	3	1,850	4	37
15 to 19 cows	3		51		24,600		3	2	15,300	2	1,560	———	———	1	50	3	50
20 cows and over	4	3	113	87	76,608	50,900	4	4	75,608	1	300	———	———	1	104	4	210
Wythe																	
Total	1,599	1,620	5,457	5,017	2,198,387	2,341,854	913	514	729,362	432	136,152	265	37,416	1,398	214,965	1,564	5,700
None	xxx	xxx	xxx	xxx	xxx	xxx	xxx	xxx	xxx	xxx	xxx	xxx	xxx	xxx	xxx	23	56
1 cow	488	979	488	1,425	211,095	726,387	126	19	4,297	31	3,028	88	6,002	446	50,820	449	520
2 cows	417		834		335,152		212	46	19,926	111	15,702	86	7,817	382	56,711	411	904
3 cows	210		630		244,579		151	39	28,137	92	21,725	37	6,734	180	30,626	208	657
4 cows	144	573	576	2,581	223,968	1,189,275	113	36	43,490	69	25,997	15	2,608	128	21,667	159	576
5 to 9 cows	254		1,611		616,368		226	108	195,385	109	55,708	33	8,087	209	39,796	251	1,642
10 to 14 cows	53	58	597	740	227,500	300,712	52	39	149,176	13	9,091	4	5,358	32	11,048	51	567
15 to 19 cows	16		262		112,529		16	12	79,937	5	3,740	1	800	9	2,339	16	263
20 to 29 cows	12	8	284	174	141,681	67,335	12	10	124,733	2	3,161	1	10	11	1,948	12	369
30 to 49 cows	5	1	175	57	85,515	20,075	5	5	84,281	———	———	———	———	1	10	4	146
50 to 74 cows	———	1	———	60	———	38,070	———	———	———	———	———	———	———	———	———	———	———

TABLE 19.—COWS MILKED AND MILK PRODUCED, 1939 AND 1929; DAIRY PRODUCTS SOLD AND BUTTER CHURNED, 1939; AND COWS KEPT FOR MILK APR. 1, 1940; BY NUMBER OF COWS MILKED, BY COUNTIES—Continued

(For explanation and definitions, see text)

STATE OR COUNTY AND NUMBER OF COWS MILKED	COWS MILKED				MILK PRODUCED (GALLONS)		DAIRY PRODUCTS SOLD, 1939							BUTTER CHURNED ON FARMS, 1939		COWS KEPT MAINLY FOR MILK PRODUCTION, APR. 1, 1940	
	Farms reporting		Number					Whole milk sold		Cream sold		Butter sold					
	1939	1929	1939	1929	1939	1929	Farms reporting	Farms reporting	Gallons	Farms reporting	Pounds of butterfat	Farms reporting	Pounds	Farms reporting	Pounds	Farms reporting	Number
VIRGINIA—Contd.																	
York																	
Total	167	312	461	603	260,965	253,505	68	38	163,822	2	4,900	55	5,855	109	16,518	191	552
None	xxx	xxx	xxx	xxx	xxx	xxx	xxx	xxx	xxx	xxx	xxx	xxx	xxx	xxx	xxx	28	70
1 cow	119	274	119	333	50,165	119,000	37	19	2,285	———	———	33	2,424	75	9,217	117	124
2 cows	27		54		18,583		15	6	2,100	———	———	15	1,986	23	4,810	26	58
3 cows	8		24		7,950		5	3	1,675	1	400	2	176	5	500	7	18
4 cows	2	30	8	137	3,290	55,905	2	2	2,800	———	———	1	104	1	208	2	6
5 to 9 cows	3		15		3,130		1	———	———	———	———	1	168	2	508	5	15
10 to 14 cows	———	6	———	80	———	46,000	———	———	———	———	———	———	———	———	———	———	———
15 to 19 cows	3		49		26,415		3	3	23,230	———	———	1	47	1	175	3	49
20 to 29 cows	1	1	21	20	12,775	18,000	1	1	12,775	———	———	———	———	———	———	1	21
30 cows and over	4	1	171	33	138,657	14,600	4	4	118,957	1	4,500	2	950	2	1,100	4	171
Independent Cities																	
Total	104	135	522	927	337,094	545,508	49	39	239,015	5	1,523	25	11,953	76	22,913	102	531
None	xxx	xxx	xxx	xxx	xxx	xxx	xxx	xxx	xxx	xxx	xxx	xxx	xxx	xxx	xxx	5	6
1 cow	47	77	47	105	26,648	57,416	13	9	3,455	———	———	8	439	34	4,272	44	49
2 cows	24		48		26,866		11	8	4,276	———	———	8	898	22	4,772	20	44
3 cows	10		30		15,909		5	4	3,370	———	———	3	244	8	1,422	10	31
4 cows	5	40	20	175	7,220	97,285	4	3	2,190	1	200	1	154	3	620	5	26
5 to 9 cows	6		34		21,785		4	4	12,940	1	100	1	1,568	5	2,427	6	33
10 to 14 cows	5	9	33	119	23,714	68,696	3	3	16,532	1	150	1	3,000	1	3,000	3	28
15 to 19 cows	2		37		18,000		2	2	17,500	———	———	———	———	———	———	2	36
20 to 29 cows	5	5	74	111	50,925	79,590	3	2	35,665	———	———	2	5,000	2	5,650	3	79
30 cows and over	4	4	199	417	146,027	242,521	4	4	143,107	2	873	1	650	1	750	4	199
WASHINGTON																	
Total	57,883	49,019	307,284	267,573	206,403,186	180,104,032	38,701	18,389	110,121,328	20,719	18,662,388	2,298	424,964	31,363	4,174,565	57,648	330,173
None	xxx	xxx	xxx	xxx	xxx	xxx	xxx	xxx	xxx	xxx	xxx	xxx	xxx	xxx	xxx	1,946	6,860
1 cow	18,094	21,758	18,094	30,504	12,059,643	18,500,677	4,315	1,826	559,948	1,965	271,871	876	76,208	12,997	1,432,073	16,821	21,815
2 cows	10,240		20,480		12,217,603		6,246	2,251	1,754,910	3,882	972,400	625	75,556	6,952	952,200	9,865	22,452
3 cows	5,569		16,707		9,900,245		4,718	1,730	2,404,322	3,046	1,208,175	264	45,914	3,193	461,239	5,419	17,767
4 cows	4,245	19,600	16,980	99,591	10,120,700	62,073,328	3,955	1,532	3,014,625	2,499	1,382,593	163	39,292	2,147	319,151	4,158	18,042
5 to 9 cows	10,948		71,896		44,369,219		10,894	6,042	18,837,266	6,023	6,012,342	264	69,693	4,341	638,935	10,742	74,481
10 to 14 cows	4,292	5,306	49,551	68,587	32,844,725	46,044,803	4,280	2,552	18,460,845	1,930	3,730,791	68	30,499	1,105	181,217	4,244	51,342
15 to 19 cows	1,932		31,827		21,900,408		1,932	1,342	14,452,154	688	1,958,302	18	13,205	332	62,831	1,909	32,557
20 to 29 cows	1,554	1,564	35,856	34,008	26,141,800	25,462,573	1,554	1,228	19,790,977	435	1,637,819	12	11,826	195	43,927	1,542	37,490
30 to 49 cows	754	610	27,300	21,829	21,044,517	16,838,829	754	651	17,095,265	198	1,017,654	5	8,180	86	23,826	749	28,213
50 to 74 cows	185	133	10,614	7,612	8,679,400	6,464,528	185	169	7,544,597	37	298,502	———	———	8	2,257	184	10,959
75 to 99 cows	39	26	3,203	2,157	2,783,918	1,951,518	39	35	2,280,768	9	116,252	1	13,000	4	14,820	39	3,252
100 to 199 cows	25	18	3,096	2,080	2,642,958	1,643,805	25	25	2,301,551	5	45,212	2	41,591	2	41,591	24	3,133
200 cows and over	6	4	1,700	1,205	1,698,050	1,123,971	6	6	1,624,100	2	10,475	———	———	1	500	6	1,810
Adams																	
Total	540	671	1,619	1,895	855,374	880,311	322	16	70,575	295	105,553	28	3,798	417	47,614	546	1,917
None	xxx	xxx	xxx	xxx	xxx	xxx	xxx	xxx	xxx	xxx	xxx	xxx	xxx	xxx	xxx	10	20
1 cow	134	435	134	683	76,909	304,217	19	———	———	16	2,025	3	175	99	8,430	131	222
2 cows	191		382		194,638		114	2	210	110	20,629	5	171	152	14,848	190	443
3 cows	107		321		171,991		88	4	3,746	78	21,234	14	1,822	88	11,567	107	366
4 cows	45	219	180	955	85,971	435,894	42	2	1,700	37	14,774	5	630	34	4,889	45	191
5 to 9 cows	41		245		109,615		37	2	975	36	21,841	———	———	28	3,811	41	253
10 to 14 cows	11	14	127	186	64,489	96,500	11	2	13,994	10	9,050	———	———	9	1,499	11	151
15 to 19 cows	6		94		61,561		6	2	14,000	4	11,260	———	———	4	670	6	121
20 cows and over	5	3	136	71	90,200	43,700	5	2	35,950	4	4,740	1	1,000	3	1,900	5	150
Asotin																	
Total	397	418	1,486	1,505	841,866	794,183	226	33	227,712	176	88,153	36	8,917	349	47,543	392	1,526
None	xxx	xxx	xxx	xxx	xxx	xxx	xxx	xxx	xxx	xxx	xxx	xxx	xxx	xxx	xxx	12	32
1 cow	153	233	153	320	117,535	170,639	47	8	357	22	2,287	20	1,583	128	14,355	147	172
2 cows	87		174		97,956		45	5	612	36	5,743	7	977	81	10,660	81	167
3 cows	37		111		54,480		23	2	130	20	5,023	5	1,657	37	5,823	35	100
4 cows	31	161	124	777	51,640	429,619	27	———	———	27	10,905	1	80	28	3,576	51	118
5 to 9 cows	62		390		182,048		57	7	17,919	51	32,851	2	1,600	56	8,555	59	392
10 to 14 cows	19	18	210	230	107,943	106,105	19	4	17,910	17	21,620	1	3,120	17	4,824	19	221
15 to 19 cows	2		32		14,510		2	1	8,249	1	1,544	———	———	1	250	2	28
20 to 29 cows	1	3	23	68	15,000	40,820	1	1	10,000	———	———	———	———	———	———	1	25
30 cows and over	5	3	269	110	200,774	47,000	5	5	172,535	2	8,400	———	———	1	200	5	271
Benton																	
Total	1,213	1,116	4,736	4,679	3,082,142	3,120,414	885	77	271,356	833	709,726	27	4,011	843	108,315	1,213	5,032
None	xxx	xxx	xxx	xxx	xxx	xxx	xxx	xxx	xxx	xxx	xxx	xxx	xxx	xxx	xxx	51	205
1 cow	394	555	394	757	259,662	464,548	142	19	2,482	119	19,544	14	1,444	303	34,640	359	483
2 cows	217		434		274,157		159	11	2,567	157	44,868	1	100	168	24,081	213	470
3 cows	144		432		271,148		131	7	3,860	129	59,608	3	392	102	12,336	141	448
4 cows	102	464	408	2,366	274,366	1,604,716	102	6	5,190	99	74,392	5	1,662	66	9,284	99	452
5 to 9 cows	261		1,659		1,029,881		256	15	38,849	247	283,143	4	413	164	22,148	257	1,627
10 to 14 cows	62	77	690	959	447,828	655,945	62	8	51,983	57	125,534	———	———	28	3,543	60	705
15 to 19 cows	20		331		218,903		20	5	53,000	15	46,357	———	———	7	1,565	20	340
20 to 29 cows	10	13	228	305	177,197	216,175	10	4	48,425	7	39,737	———	———	4	618	10	193
30 to 49 cows	———	5	———	172	———	91,200	———	———	———	———	———	———	———	———	———	———	———
50 to 74 cows	3	2	160	120	129,000	87,830	3	2	65,000	3	16,563	———	———	1	100	3	129

TABLE 19.—COWS MILKED AND MILK PRODUCED, 1939 AND 1929; DAIRY PRODUCTS SOLD AND BUTTER CHURNED, 1939; AND COWS KEPT FOR MILK APR. 1, 1940; BY NUMBER OF COWS MILKED, BY COUNTIES—Continued

(For explanation and definitions, see text)

STATE OR COUNTY AND NUMBER OF COWS MILKED	COWS MILKED				MILK PRODUCED (GALLONS)		DAIRY PRODUCTS SOLD, 1939							BUTTER CHURNED ON FARMS, 1939		COWS KEPT MAINLY FOR MILK PRODUCTION, APR. 1, 1940	
	Farms reporting		Number					Whole milk sold		Cream sold		Butter sold					
	1939	1929	1939	1929	1939	1929	Farms reporting	Farms reporting	Gallons	Farms reporting	Pounds of butterfat	Farms reporting	Pounds	Farms reporting	Pounds	Farms reporting	Number
WASHINGTON—Con.																	
Chelan																	
Total	896	753	2,788	2,095	1,690,695	1,182,020	353	163	617,657	195	108,160	57	7,096	690	94,075	869	2,818
None	xxx	xxx	xxx	xxx	xxx	xxx	xxx	xxx	xxx	xxx	xxx	xxx	xxx	xxx	xxx	31	56
1 cow	518	585	518	692	362,424	413,054	99	58	8,732	24	1,957	30	1,827	405	45,449	477	547
2 cows	154		308		184,464		56	23	5,658	33	5,394	15	1,891	130	21,325	152	583
3 cows	59		177		93,477		45	7	4,525	35	11,114	5	1,156	50	7,898	52	154
4 cows	39	122	156	578	77,514	307,444	32	9	7,710	25	8,028	5	830	33	6,044	38	164
5 to 9 cows	73		476		255,388		70	26	62,252	55	37,560	5	1,292	55	10,905	69	453
10 to 14 cows	22	32	255	411	163,971	196,985	22	13	90,442	13	14,474	———	———	13	1,619	21	274
15 to 19 cows	11		188		114,071		11	9	98,846	4	4,275	———	———	1	110	10	167
20 to 29 cows	9	9	209	212	121,320	122,877	9	8	99,220	2	3,370	1	100	2	475	9	202
30 to 49 cows	8	4	327	137	212,766	108,710	8	7	153,405	3	17,100	———	———	1	250	8	308
50 to 74 cows	3	1	174	65	105,500	32,950	3	3	88,887	1	4,888	———	———	———	———	2	110
Clallam																	
Total	949	577	7,022	6,362	4,665,623	4,557,734	536	215	2,250,548	304	654,090	38	6,528	529	71,260	960	7,823
None	xxx	xxx	xxx	xxx	xxx	xxx	xxx	xxx	xxx	xxx	xxx	xxx	xxx	xxx	xxx	27	146
1 cow	363	119	363	168	184,812	102,806	47	24	7,707	8	1,381	15	2,007	303	34,675	353	527
2 cows	141		282		130,576		61	21	9,645	31	9,588	9	1,516	108	17,061	138	317
3 cows	50		150		72,988		35	10	7,048	22	11,894	5	1,409	30	5,184	49	176
4 cows	34	230	136	1,265	69,745	793,393	32	10	17,475	22	11,624	3	550	11	1,782	33	164
5 to 9 cows	138		927		531,978		138	52	101,531	109	120,340	6	1,046	45	7,387	137	1,091
10 to 14 cows	69	141	807	1,853	513,382	1,284,557	69	25	163,147	47	113,416	———	———	23	3,832	69	892
15 to 19 cows	50		813		589,008		50	26	294,272	28	91,087	———	———	7	949	50	897
20 to 29 cows	52	38	1,242	882	852,666	631,987	52	35	572,618	18	87,814	———	———	2	410	52	1,267
30 to 49 cows	36	32	1,354	1,145	978,223	1,000,075	36	20	525,890	17	147,016	———	———	———	———	36	1,413
50 cows and over	16	17	948	1,049	742,245	744,916	16	12	551,215	4	59,930	———	———	———	———	16	933
Clark																	
Total	3,279	2,555	16,681	13,817	10,686,003	8,684,766	2,176	1,594	7,288,552	630	560,015	95	11,147	1,423	156,095	3,514	17,718
None	xxx	xxx	xxx	xxx	xxx	xxx	xxx	xxx	xxx	xxx	xxx	xxx	xxx	xxx	xxx	98	228
1 cow	1,146	1,068	1,146	1,434	775,088	840,170	282	157	54,097	107	12,356	43	3,810	761	76,059	1,102	1,420
2 cows	543		1,086		633,898		358	197	167,838	166	45,762	29	2,486	299	36,482	537	1,184
3 cows	290		870		501,637		257	168	238,444	94	37,674	5	443	107	12,389	286	921
4 cows	219	1,114	876	5,803	525,729	3,374,192	208	171	338,435	45	25,368	4	888	51	6,507	216	940
5 to 9 cows	611		4,055		2,365,840		601	486	1,723,189	139	134,017	9	1,166	130	13,329	609	4,228
10 to 14 cows	254	291	2,909	3,697	1,812,585	2,371,895	254	228	1,496,411	35	72,771	3	1,854	44	6,535	252	2,880
15 to 19 cows	118		1,981		1,240,487		118	104	1,024,940	16	49,224	2	500	20	2,600	117	1,940
20 to 29 cows	46	39	1,057	886	752,377	600,438	46	39	606,927	11	39,564	———	———	4	525	45	1,129
30 to 49 cows	33	25	1,259	908	910,111	658,950	33	27	658,664	11	78,846	———	———	6	1,649	33	1,332
50 to 74 cows	12	15	700	828	537,173	625,721	12	11	466,953	4	31,253	———	———	1	20	12	739
75 to 99 cows	2	2	165	151	146,000	118,400	2	1	55,500	1	30,000	———	———	———	———	2	190
100 to 199 cows	5	1	577	110	485,078	95,000	5	5	457,154	1	3,200	———	———	———	———	5	587
Columbia																	
Total	429	462	1,496	1,529	846,945	792,904	274	29	140,760	236	101,774	21	4,139	324	43,632	434	1,786
None	xxx	xxx	xxx	xxx	xxx	xxx	xxx	xxx	xxx	xxx	xxx	xxx	xxx	xxx	xxx	14	37
1 cow	81	229	81	365	56,272	200,644	18	1	450	12	1,010	5	360	60	5,951	77	128
2 cows	126		252		150,495		64	3	1,470	57	12,674	5	1,094	93	12,852	125	316
3 cows	70		210		114,183		53	1	2,160	50	16,793	3	504	60	8,473	68	238
4 cows	52	215	208	916	111,190	453,934	46	2	4,625	42	17,697	4	1,274	43	6,238	50	257
5 to 9 cows	83		509		273,167		76	13	53,578	65	43,069	4	907	59	9,001	83	577
10 to 14 cows	12	18	153	248	73,354	138,326	12	6	31,266	8	7,476	———	———	8	1,013	12	142
15 cows and over	5		103		68,284		5	3	47,211	2	3,055	———	———	1	104	5	111
Cowlitz																	
Total	1,427	920	7,295	6,044	4,836,381	3,699,111	796	330	2,635,215	496	354,497	71	9,628	976	123,594	1,427	8,137
None	xxx	xxx	xxx	xxx	xxx	xxx	xxx	xxx	xxx	xxx	xxx	xxx	xxx	xxx	xxx	58	164
1 cow	531	376	531	542	328,661	287,995	91	25	5,284	54	6,733	23	2,290	407	45,397	494	694
2 cows	305		606		335,660		160	45	21,755	112	25,475	20	1,952	244	32,810	289	669
3 cows	126		378		205,079		99	28	26,592	73	27,634	10	1,663	90	13,296	125	385
4 cows	73	383	292	1,965	149,210	1,085,920	64	21	25,905	48	22,342	6	1,619	56	8,279	73	322
5 to 9 cows	210		1,342		782,500		198	79	244,572	134	103,492	10	1,904	133	19,260	208	1,332
10 to 14 cows	72	99	829	1,316	490,297	823,900	72	41	223,621	40	64,002	2	200	22	3,378	71	951
15 to 19 cows	41		685		450,435		41	23	226,953	20	64,788	———	———	14	1,949	38	679
20 to 29 cows	32	25	765	582	573,633	375,241	32	30	517,716	4	10,833	———	———	6	726	32	857
30 to 49 cows	28	30	1,056	1,115	785,956	756,875	28	28	689,674	8	12,208	———	———	4	499	28	1,118
50 to 74 cows	8	5	463	293	361,950	257,780	8	7	288,323	2	14,800	———	———	———	———	8	526
75 cows and over	3	2	350	253	373,000	131,400	3	3	364,820	1	2,190	———	———	———	———	3	440
Douglas																	
Total	700	649	2,216	2,478	1,148,547	1,161,699	356	49	135,632	291	150,797	37	3,860	575	72,897	683	2,307
None	xxx	xxx	xxx	xxx	xxx	xxx	xxx	xxx	xxx	xxx	xxx	xxx	xxx	xxx	xxx	20	35
1 cow	255	361	255	514	157,747	270,767	49	18	3,446	18	2,523	18	1,340	185	16,822	226	280
2 cows	178		356		175,379		71	13	5,067	52	9,137	12	1,188	156	20,253	172	393
3 cows	81		243		120,447		63	5	5,245	59	16,587	3	132	75	9,688	80	249
4 cows	49	236	196	1,192	90,221	547,126	41	1	325	38	14,833	2	936	44	7,075	49	198
5 to 9 cows	104		636		284,591		100	4	7,647	98	62,141	1	104	91	14,470	103	628
10 to 14 cows	19	43	228	549	114,695	243,710	18	———	———	18	26,608	1	160	17	3,130	19	221
15 to 19 cows	4		65		38,980		4	———	———	4	7,361	———	———	4	979	4	62
20 to 29 cows	10	7	237	158	166,487	64,096	10	8	111,902	3	11,607	———	———	3	480	10	241
30 to 49 cows	———	2	———	65	———	36,000	———	———	———	———	———	———	———	———	———	———	———

TABLE 19.—COWS MILKED AND MILK PRODUCED, 1939 AND 1929; DAIRY PRODUCTS SOLD AND BUTTER CHURNED, 1939; AND COWS KEPT FOR MILK APR. 1, 1940; BY NUMBER OF COWS MILKED, BY COUNTIES—Continued

(For explanation and definitions, see text)

STATE OR COUNTY AND NUMBER OF COWS MILKED	COWS MILKED				MILK PRODUCED (GALLONS)		DAIRY PRODUCTS SOLD, 1939							BUTTER CHURNED ON FARMS, 1939		COWS KEPT MAINLY FOR MILK PRODUCTION, APR. 1, 1940	
	Farms reporting		Number					Whole milk sold		Cream sold		Butter sold					
	1939	1929	1939	1929	1939	1929	Farms reporting	Farms reporting	Gallons	Farms reporting	Pounds of butterfat	Farms reporting	Pounds	Farms reporting	Pounds	Farms reporting	Number
WASHINGTON—Con.																	
Ferry																	
Total	399	400	2,131	2,210	1,021,446	1,115,449	261	19	29,695	250	210,142	15	1,774	354	42,529	383	2,297
None	xxx	xxx	xxx	xxx	xxx	xxx	xxx	xxx	xxx	xxx	xxx	xxx	xxx	xxx	xxx	19	58
1 cow	77	145	77	229	33,881	115,657	2	—	—	2	152	—	—	65	4,504	60	109
2 cows	64		128		56,625		27	3	390	23	4,434	5	559	55	6,425	59	144
3 cows	34		102		43,631		18	1	120	17	4,750	—	—	31	3,687	31	113
4 cows	34	182	136	1,006	59,591	508,943	27	2	482	26	9,214	2	128	30	3,891	31	134
5 to 9 cows	123		816		361,794		120	7	5,920	117	84,614	5	250	118	15,740	116	888
10 to 14 cows	51	66	578	816	259,633	418,849	51	3	2,085	50	69,416	2	827	46	5,922	51	548
15 to 19 cows	13		208		134,291		13	2	7,696	12	28,062	1	10	12	2,100	13	204
20 cows and over	3	7	86	159	72,000	72,000	3	1	15,000	3	9,500	—	—	1	260	3	99
Franklin																	
Total	242	231	737	818	403,600	465,365	93	18	90,870	71	37,082	19	1,426	202	29,015	243	817
None	xxx	xxx	xxx	xxx	xxx	xxx	xxx	xxx	xxx	xxx	xxx	xxx	xxx	xxx	xxx	4	8
1 cow	87	145	87	211	51,780	118,504	10	—	—	3	277	7	425	78	9,643	86	101
2 cows	79		158		78,185		29	1	200	22	4,789	10	801	65	9,318	77	184
3 cows	24		72		35,190		9	—	—	9	3,465	—	—	21	3,523	24	70
4 cows	18	71	72	326	32,115	176,156	15	2	430	14	6,265	1	100	17	3,539	18	75
5 to 9 cows	22		152		67,296		18	5	9,345	15	11,231	1	100	17	2,580	22	139
10 to 14 cows	7	11	77	134	42,109	88,220	7	6	18,795	4	2,705	—	—	3	282	7	66
15 to 19 cows	2		31		18,000		2	1	7,200	2	3,472	—	—	—	—	2	36
20 to 29 cows	—	1	—	20	—	16,320	—	—	—	—	—	—	—	—	—	—	—
30 to 49 cows	3	2	108	77	78,945	51,325	3	3	54,900	2	4,880	—	—	1	150	3	138
50 to 74 cows	—	1	—	50	—	34,840	—	—	—	—	—	—	—	—	—	—	—
Garfield																	
Total	308	355	1,326	1,261	631,522	570,857	257	9	55,464	232	117,142	11	2,284	216	28,452	301	1,387
None	xxx	xxx	xxx	xxx	xxx	xxx	xxx	xxx	xxx	xxx	xxx	xxx	xxx	xxx	xxx	3	16
1 cow	55	137	35	224	18,186	108,222	9	—	—	8	491	2	120	21	1,942	34	44
2 cows	50		100		41,351		33	—	—	31	4,299	3	130	34	3,337	49	106
3 cows	55		165		69,926		40	—	—	40	10,765	—	—	39	4,432	52	183
4 cows	58	208	232	909	92,955	401,495	52	1	1,000	52	16,692	—	—	41	4,653	57	240
5 to 9 cows	92		558		267,009		87	5	3,935	85	55,412	5	1,733	70	11,897	90	568
10 to 14 cows	13	9	146	105	72,245	45,040	13	—	—	13	25,479	1	301	8	1,523	13	126
15 to 19 cows	—		—		—		—	—	—	—	—	—	—	—	—	—	—
20 cows and over	3	1	90	23	69,850	16,100	3	3	50,529	3	4,004	—	—	3	668	3	104
Grant																	
Total	452	514	1,894	1,905	1,018,888	930,202	276	43	128,618	247	130,840	33	3,457	374	54,180	453	2,036
None	xxx	xxx	xxx	xxx	xxx	xxx	xxx	xxx	xxx	xxx	xxx	xxx	xxx	xxx	xxx	18	42
1 cow	107	270	107	388	63,997	197,207	22	3	598	17	1,393	4	312	83	8,426	96	134
2 cows	113		226		136,673		55	8	1,862	43	8,921	12	1,168	91	13,943	110	257
3 cows	66		198		99,152		43	5	1,237	41	9,618	6	465	58	8,425	66	209
4 cows	38	211	152	989	79,048	481,119	32	2	800	30	12,259	3	350	32	4,378	38	160
5 to 9 cows	85		545		285,182		81	10	21,077	78	48,549	5	356	75	11,740	83	519
10 to 14 cows	25	28	289	378	158,756	180,820	25	9	29,810	22	29,604	2	556	22	4,164	24	330
15 to 19 cows	11		183		91,855		11	2	16,060	10	14,582	—	—	9	1,504	11	182
20 cows and over	7	5	194	150	104,225	71,056	7	4	57,174	6	5,914	1	250	6	1,600	7	203
Grays Harbor																	
Total	1,370	930	7,730	6,602	4,883,879	4,485,593	792	463	2,918,946	354	316,614	68	7,520	729	98,023	1,368	8,403
None	xxx	xxx	xxx	xxx	xxx	xxx	xxx	xxx	xxx	xxx	xxx	xxx	xxx	xxx	xxx	45	184
1 cow	488	390	488	566	301,882	333,270	92	39	7,289	58	4,325	30	2,399	367	42,741	460	586
2 cows	244		488		259,671		112	50	23,618	64	12,527	17	1,674	181	26,150	238	522
3 cows	122		366		198,733		86	44	52,074	44	14,579	9	1,221	64	10,339	116	382
4 cows	85	317	340	1,713	193,991	1,068,267	76	32	43,391	49	24,523	7	1,476	45	7,721	82	341
5 to 9 cows	182		1,199		676,898		177	104	309,870	90	88,720	3	246	46	7,177	179	1,295
10 to 14 cows	94	140	1,080	1,893	687,274	1,265,698	94	67	438,718	33	67,672	2	504	15	2,180	93	1,154
15 to 19 cows	58		975		619,568		58	44	428,517	15	40,658	—	—	5	834	58	998
20 to 29 cows	60	58	1,382	1,345	931,330	969,461	60	48	711,495	13	51,449	—	—	2	387	60	1,456
30 to 49 cows	32	20	1,102	733	778,102	523,797	32	30	674,994	8	12,161	—	—	4	694	32	1,135
50 cows and over	5	5	310	352	236,430	325,100	5	5	230,980	—	—	—	—	—	—	5	372
Island																	
Total	717	634	3,553	2,871	2,476,692	1,913,819	516	389	1,671,870	162	141,810	11	1,455	233	32,680	709	5,817
None	xxx	xxx	xxx	xxx	xxx	xxx	xxx	xxx	xxx	xxx	xxx	xxx	xxx	xxx	xxx	26	63
1 cow	216	288	216	423	160,449	266,545	55	30	12,052	24	4,122	4	385	128	16,003	198	278
2 cows	101		202		143,439		70	35	44,033	37	11,919	3	75	49	7,859	98	219
3 cows	72		216		147,473		69	43	74,182	27	12,746	3	545	25	3,811	70	219
4 cows	64	272	256	1,345	188,861	880,681	61	47	104,395	18	10,139	1	450	12	2,073	60	250
5 to 9 cows	157		1,049		698,044		154	121	491,830	37	53,644	—	—	16	2,284	154	1,111
10 to 14 cows	65	61	760	772	526,065	518,816	65	55	410,481	14	27,895	—	—	2	300	62	765
15 to 19 cows	24		398		290,611		24	22	240,752	2	11,159	—	—	—	—	23	438
20 to 29 cows	14	12	331	293	251,020	226,277	14	13	226,295	2	5,440	—	—	1	350	14	328
30 to 49 cows	4	1	125	38	90,730	21,500	4	3	67,870	1	4,748	—	—	—	—	4	148
Jefferson																	
Total	374	232	2,163	1,729	1,624,632	1,262,158	214	65	492,510	138	258,011	25	4,171	228	31,993	365	2,209
None	xxx	xxx	xxx	xxx	xxx	xxx	xxx	xxx	xxx	xxx	xxx	xxx	xxx	xxx	xxx	7	80
1 cow	131	88	131	133	95,299	80,730	26	5	2,060	10	1,562	11	1,175	99	10,575	121	145
2 cows	68		136		92,080		33	8	4,794	21	5,242	5	1,068	57	8,664	66	152
3 cows	32		96		62,261		25	5	6,965	19	5,652	3	248	22	4,222	32	94
4 cows	20	85	80	455	52,106	328,565	13	3	8,148	9	4,601	2	441	14	2,326	19	75
5 to 9 cows	56		370		267,841		50	14	48,599	37	56,020	3	914	22	3,516	55	387
10 to 14 cows	25	34	287	436	226,205	317,007	25	11	77,719	16	40,154	1	325	6	1,259	25	288
15 to 19 cows	15		246		172,900		15	8	58,615	10	32,357	—	—	2	468	15	230
20 to 29 cows	15	17	348	395	245,290	262,464	15	5	78,625	10	48,116	—	—	4	818	13	288
30 cows and over	12	8	469	310	410,650	273,390	12	6	208,985	8	64,327	—	—	2	145	12	472

TABLE 19.—COWS MILKED AND MILK PRODUCED, 1939 AND 1929; DAIRY PRODUCTS SOLD AND BUTTER CHURNED, 1939; AND COWS KEPT FOR MILK APR. 1, 1940; BY NUMBER OF COWS MILKED, BY COUNTIES—Continued

(For explanation and definitions, see text)

STATE OR COUNTY AND NUMBER OF COWS MILKED	COWS MILKED				MILK PRODUCED (GALLONS)		DAIRY PRODUCTS SOLD, 1939						BUTTER CHURNED ON FARMS, 1939		COWS KEPT MAINLY FOR MILK PRODUCTION, APR. 1, 1940	
	Farms reporting		Number					Whole milk sold		Cream sold		Butter sold				
	1939	1929	1939	1929	1939	1929	Farms reporting	Farms reporting	Gallons	Farms reporting	Pounds of butterfat	Farms reporting	Pounds	Farms reporting	Pounds	Farms reporting	Number
WASHINGTON—Con.																	
King																	
Total	3,434	2,534	22,987	20,487	17,789,848	16,988,675	1,930	1,272	12,841,583	631	877,446	150	20,552	1,654	222,616	3,337	23,681
None	xxx	xxx	xxx	xxx	xxx	xxx	xxx	xxx	xxx	xxx	xxx	xxx	xxx	xxx	xxx	122	551
1 cow	1,418	1,148	1,418	1,533	977,793	1,034,899	295	155	50,935	89	13,691	78	6,610	1,008	118,204	1,272	1,518
2 cows	557		1,114		695,259		258	141	100,896	106	30,294	42	4,198	370	56,476	520	1,125
3 cows	257		771		430,816		193	111	147,176	89	43,729	11	976	109	14,662	225	687
4 cows	164	747	656	3,858	397,014	2,764,986	144	78	154,797	65	37,997	9	1,900	51	9,087	159	680
5 to 9 cows	385		2,541		1,729,829		368	242	964,770	131	177,264	7	2,060	73	12,981	379	2,544
10 to 14 cows	228	112	2,669	1,164	1,970,170	897,667	227	161	1,315,718	72	181,899	1	600	17	2,554	222	2,731
15 to 19 cows	142		2,367		1,780,004		142	109	1,285,447	38	145,420	1	208	8	1,285	138	2,415
20 to 29 cows	145	395	3,391	7,179	2,639,649	6,073,806	145	127	2,204,258	26	130,691	—	—	7	933	144	3,616
30 to 49 cows	102	92	3,708	3,341	3,161,509	2,978,997	102	92	2,788,050	12	100,001	1	4,000	9	5,861	101	3,598
50 to 74 cows	40	24	2,317	1,414	2,060,311	1,411,010	40	40	1,994,334	1	1,700	—	—	2	573	40	2,299
75 to 99 cows	8	6	647	510	643,065	469,401	8	8	832,050	—	—	—	—	—	—	8	597
100 cows and over	8	10	1,428	1,508	1,308,429	1,359,909	8	8	1,205,172	2	14,760	—	—	—	—	7	1,320
Kitsap																	
Total	1,387	980	3,921	2,879	2,634,538	1,955,905	780	423	1,197,213	359	148,900	180	31,980	1,027	164,564	1,375	3,934
None	xxx	xxx	xxx	xxx	xxx	xxx	xxx	xxx	xxx	xxx	xxx	xxx	xxx	xxx	xxx	58	82
1 cow	674	618	674	885	452,009	594,557	190	99	18,843	59	5,764	64	5,461	561	68,017	616	720
2 cows	329		658		395,728		228	93	42,886	121	28,630	63	9,347	266	47,033	320	624
3 cows	128		384		237,579		112	46	43,227	67	25,757	22	5,426	98	21,166	127	357
4 cows	74	327	296	1,375	183,809	911,063	71	35	49,293	48	23,602	13	4,608	43	12,187	73	288
5 to 9 cows	118		756		491,349		115	91	284,221	45	37,791	14	5,730	46	13,136	118	747
10 to 14 cows	31	25	353	317	266,045	219,992	31	27	209,349	9	13,816	3	1,348	8	2,173	31	340
15 to 19 cows	13		212		174,549		13	12	146,995	4	6,429	1	60	2	252	13	211
20 to 29 cows	12	7	277	185	194,668	134,285	12	12	187,847	2	456	—	—	1	300	12	262
30 cows and over	8	3	311	119	238,802	94,008	8	8	214,552	4	6,655	—	—	2	300	7	303
Kittitas																	
Total	1,025	753	9,440	5,555	5,852,453	3,719,215	906	170	991,585	775	1,480,925	12	2,739	263	43,885	1,031	10,484
None	xxx	xxx	xxx	xxx	xxx	xxx	xxx	xxx	xxx	xxx	xxx	xxx	xxx	xxx	xxx	39	228
1 cow	101	155	101	236	64,448	142,343	25	4	2,726	21	3,747	—	—	59	6,968	92	195
2 cows	85		170		108,014		59	14	10,677	48	18,641	—	—	29	4,631	82	210
3 cows	69		207		127,026		61	11	14,065	54	29,933	—	—	17	2,959	64	240
4 cows	66	386	264	2,150	165,095	1,437,647	64	7	9,599	55	44,755	2	216	20	4,771	65	312
5 to 9 cows	320		2,245		1,384,686		315	57	186,948	289	367,469	8	2,215	75	14,222	309	2,491
10 to 14 cows	194	176	2,265	2,228	1,415,306	1,495,225	192	33	190,484	164	386,501	2	308	40	5,966	193	2,498
15 to 19 cows	96		1,583		945,170		96	17	112,031	86	264,092	—	—	14	2,403	94	1,576
20 to 29 cows	64	29	1,456	668	932,456	448,200	64	14	180,133	54	254,708	—	—	5	1,150	63	1,488
30 to 49 cows	26	6	913	199	541,867	147,550	26	11	139,862	20	104,479	—	—	4	813	26	970
50 cows and over	4	1	236	52	168,385	48,250	4	2	85,260	2	26,600	—	—	—	—	4	276
Klickitat																	
Total	824	729	3,919	3,399	2,152,947	1,966,919	551	94	640,181	451	293,399	20	2,503	654	75,151	791	4,168
None	xxx	xxx	xxx	xxx	xxx	xxx	xxx	xxx	xxx	xxx	xxx	xxx	xxx	xxx	xxx	15	64
1 cow	200	334	200	483	117,098	251,700	39	10	2,281	26	3,064	6	450	159	14,191	179	251
2 cows	182		364		197,034		88	5	965	80	18,606	5	804	154	15,935	170	395
3 cows	103		309		165,742		77	5	3,145	73	23,893	2	600	90	13,403	97	320
4 cows	71	310	284	1,509	156,010	865,035	63	10	9,395	57	28,402	1	32	63	7,302	70	340
5 to 9 cows	173		1,145		549,909		169	20	49,191	155	119,013	3	276	141	16,059	166	1,107
10 to 14 cows	53	61	608	774	326,607	443,095	53	13	82,559	44	59,887	3	341	54	4,451	53	662
15 to 19 cows	19		511		164,628		19	10	78,484	10	24,156	—	—	7	959	19	303
20 to 29 cows	13	17	285	377	184,290	244,352	13	11	134,207	5	14,378	—	—	5	767	12	277
30 cows and over	10	7	413	256	291,629	162,757	10	10	279,954	1	2,000	—	—	1	104	10	449
Lewis																	
Total	3,275	2,750	16,685	14,644	10,350,715	9,001,973	2,433	1,775	6,617,430	709	617,745	92	13,789	1,376	167,419	3,244	18,277
None	xxx	xxx	xxx	xxx	xxx	xxx	xxx	xxx	xxx	xxx	xxx	xxx	xxx	xxx	xxx	81	305
1 cow	817	1,070	817	1,521	545,753	886,448	202	122	49,739	55	6,700	39	3,744	572	62,245	758	999
2 cows	541		1,082		852,955		375	217	193,558	147	40,128	24	1,881	292	37,863	518	1,170
3 cows	348		1,044		640,710		315	225	331,509	96	42,188	8	1,592	158	18,401	337	1,111
4 cows	312	1,235	1,248	6,472	739,151	3,920,778	300	219	434,258	94	58,928	5	597	92	10,101	309	1,359
5 to 9 cows	804		5,303		3,185,910		788	610	2,078,829	206	214,204	11	1,340	202	22,407	790	5,558
10 to 14 cows	259	375	3,011	4,845	1,820,460	3,007,850	259	217	1,384,639	57	103,299	2	210	46	6,447	259	3,230
15 to 19 cows	103		1,689		1,062,956		103	84	744,240	31	77,760	1	25	21	3,286	102	1,788
20 to 29 cows	66	54	1,513	1,248	1,019,917	855,656	66	57	791,155	17	55,426	1	500	10	2,361	65	1,611
30 to 49 cows	21	16	733	558	503,313	351,241	21	20	432,000	6	19,112	1	3,900	3	4,308	21	833
50 cows and over	4	—	245	—	179,610	—	4	4	177,503	—	—	—	—	—	—	4	313
Lincoln																	
Total	1,109	1,238	5,264	5,008	2,813,119	2,512,011	775	61	593,687	699	425,040	66	11,105	930	118,179	1,087	5,575
None	xxx	xxx	xxx	xxx	xxx	xxx	xxx	xxx	xxx	xxx	xxx	xxx	xxx	xxx	xxx	12	22
1 cow	173	584	173	932	84,971	459,583	27	1	385	19	1,859	7	702	133	11,559	164	216
2 cows	268		536		242,766		157	2	620	127	21,543	14	976	240	26,984	256	565
3 cows	173		519		229,778		136	4	1,706	128	34,887	15	1,567	157	20,827	169	577
4 cows	139	557	556	2,489	258,608	1,146,745	123	2	2,300	113	46,590	14	3,148	122	18,804	137	564
5 to 9 cows	251		1,603		800,820		245	11	23,813	236	171,952	14	3,362	212	29,789	246	1,675
10 to 14 cows	55	73	638	919	367,229	460,508	55	13	92,788	46	61,114	1	1,500	38	6,769	54	656
15 to 19 cows	17		275		168,395		17	5	55,025	12	30,238	—	—	8	1,220	17	249
20 to 29 cows	21	16	473	372	315,689	214,375	21	14	197,625	12	27,935	—	—	13	1,539	20	478
30 cows and over	12	8	491	296	344,863	250,800	12	9	219,425	6	28,924	1	50	7	888	12	575

TABLE 19.—COWS MILKED AND MILK PRODUCED, 1939 AND 1929; DAIRY PRODUCTS SOLD AND BUTTER CHURNED, 1939; AND COWS KEPT FOR MILK APR. 1, 1940; BY NUMBER OF COWS MILKED, BY COUNTIES—Continued

(For explanation and definitions, see text)

STATE OR COUNTY AND NUMBER OF COWS MILKED	COWS MILKED				MILK PRODUCED (GALLONS)		DAIRY PRODUCTS SOLD, 1939							BUTTER CHURNED ON FARMS, 1939		COWS KEPT MAINLY FOR MILK PRODUCTION, APR. 1, 1940	
	Farms reporting		Number					Whole milk sold		Cream sold		Butter sold					
	1939	1929	1939	1929	1939	1929	Farms reporting	Farms reporting	Gallons	Farms reporting	Pounds of butterfat	Farms reporting	Pounds	Farms reporting	Pounds	Farms reporting	Number
WASHINGTON—Con.																	
Mason																	
Total	484	323	2,053	1,706	1,354,278	1,051,112	315	219	822,430	110	77,936	10	1,193	253	31,250	485	2,184
None	xxx	xxx	xxx	xxx	xxx	xxx	xxx	xxx	xxx	xxx	xxx	xxx	xxx	xxx	xxx	19	58
1 cow	197	155	197	206	130,494	118,574	68	48	18,924	19	2,547	4	315	135	15,131	186	213
2 cows	108		216		139,133		75	57	61,861	19	3,864	2	312	49	7,657	104	206
3 cows	37		111		64,115		33	21	28,421	12	3,749	2	210	16	3,296	36	122
4 cows	18	121	72	655	45,960	381,788	18	12	22,190	7	4,585	—	—	3	466	18	77
5 to 9 cows	67		429		269,574		64	34	116,950	36	33,899	1	260	21	3,472	65	454
10 to 14 cows	32	40	379	549	236,680	320,219	32	24	147,635	13	20,005	1	96	7	1,104	32	413
15 to 19 cows	13		213		133,318		13	11	103,088	3	8,714	—	—	2	124	13	214
20 to 29 cows	3	4	73	106	55,300	69,200	3	3	54,450	—	—	—	—	—	—	3	73
30 cows and over	9	5	363	190	281,704	141,331	9	9	268,911	1	575	—	—	—	—	9	354
Okanogan																	
Total	1,638	1,489	6,942	8,528	3,760,438	4,750,688	982	85	225,448	904	712,269	87	13,023	1,276	159,439	1,591	7,197
None	xxx	xxx	xxx	xxx	xxx	xxx	xxx	xxx	xxx	xxx	xxx	xxx	xxx	xxx	xxx	74	185
1 cow	543	607	543	818	335,169	439,856	109	21	1,948	76	8,956	29	2,249	424	42,141	480	660
2 cows	301		602		325,399		146	15	4,611	127	29,920	16	1,874	248	32,255	278	667
3 cows	171		513		278,989		131	11	5,985	124	41,976	8	1,200	147	21,357	163	554
4 cows	107	583	428	3,220	217,650	1,768,795	92	3	155	88	39,581	7	2,058	91	12,799	101	447
5 to 9 cows	330		2,186		1,126,793		318	15	20,548	309	271,085	19	3,907	246	32,939	315	2,139
10 to 14 cows	123	243	1,386	3,089	745,406	1,712,135	123	9	26,001	121	177,827	6	1,523	87	12,556	118	1,306
15 to 19 cows	32		519		271,050		32	2	29,000	30	66,857	1	148	17	3,098	32	512
20 to 29 cows	23	47	509	1,062	278,720	601,542	23	4	28,582	23	56,612	1	64	13	2,046	22	455
30 to 49 cows	8	7	256	249	181,282	150,360	8	5	108,820	6	19,475	—	—	3	248	8	292
50 to 74 cows	—	2	—	110	—	78,000	—	—	—	—	—	—	—	—	—	—	—
Pacific																	
Total	555	464	3,588	3,470	2,145,922	2,030,879	339	270	1,453,621	84	91,585	21	3,645	281	35,812	539	4,115
None	xxx	xxx	xxx	xxx	xxx	xxx	xxx	xxx	xxx	xxx	xxx	xxx	xxx	xxx	xxx	17	71
1 cow	147	176	147	254	81,954	152,028	22	14	3,558	3	746	6	514	98	8,367	138	177
2 cows	86		172		94,601		42	34	17,872	8	1,663	5	1,038	59	7,321	85	179
3 cows	56		168		81,900		38	25	21,763	15	4,544	4	1,395	34	5,856	55	188
4 cows	31	169	124	899	66,468	499,144	25	19	26,013	6	2,552	2	76	17	3,001	30	117
5 to 9 cows	101		666		378,144		98	75	239,511	29	21,907	2	304	41	5,574	100	729
10 to 14 cows	42	76	484	1,045	303,743	660,211	42	37	240,043	8	9,289	1	266	19	3,220	42	529
15 to 19 cows	26		425		264,120		26	23	219,756	4	5,780	—	—	5	759	26	469
20 to 29 cows	30	30	674	674	438,332	411,952	30	28	350,554	6	18,102	1	52	5	584	30	847
30 to 49 cows	12	10	424	345	244,856	205,327	12	11	192,731	4	8,450	—	—	3	1,130	12	493
50 cows and over	4	3	304	253	191,804	102,217	4	4	141,820	1	18,552	—	—	—	—	4	316
Pend Oreille																	
Total	451	412	2,090	1,887	1,330,242	1,026,388	347	58	186,032	298	224,089	46	6,757	346	47,451	456	2,246
None	xxx	xxx	xxx	xxx	xxx	xxx	xxx	xxx	xxx	xxx	xxx	xxx	xxx	xxx	xxx	17	51
1 cow	115	181	115	261	80,426	155,492	46	13	3,503	28	5,107	11	1,761	87	10,145	98	147
2 cows	83		166		91,695		58	6	1,140	48	10,404	10	1,752	69	10,024	77	189
3 cows	45		135		86,336		43	6	1,413	39	17,185	7	425	35	4,031	44	126
4 cows	47	191	188	982	103,545	510,859	43	2	90	41	20,324	4	264	35	4,843	44	193
5 to 9 cows	106		680		415,170		102	11	16,921	96	93,232	10	1,161	83	10,954	104	696
10 to 14 cows	36	31	396	415	237,764	240,887	36	8	28,753	32	48,510	3	254	27	4,378	35	377
15 to 19 cows	9		142		106,156		9	5	28,864	6	12,080	1	1,140	6	2,616	9	170
20 cows and over	10	9	268	229	209,150	119,150	10	7	105,348	8	17,247	—	—	4	480	10	297
Pierce																	
Total	3,407	2,682	15,330	13,748	11,677,506	10,529,246	1,791	674	5,088,787	1,144	1,307,485	159	38,892	2,063	300,297	3,417	16,369
None	xxx	xxx	xxx	xxx	xxx	xxx	xxx	xxx	xxx	xxx	xxx	xxx	xxx	xxx	xxx	121	370
1 cow	1,589	1,597	1,589	2,098	1,201,493	1,447,296	346	154	41,423	155	25,186	68	5,708	1,191	145,910	1,510	1,855
2 cows	664		1,328		897,722		361	128	82,092	228	67,488	58	7,873	474	75,055	651	1,589
3 cows	248		744		518,705		202	61	69,481	153	78,889	12	3,246	154	20,912	240	790
4 cows	178	745	712	3,862	471,669	2,520,369	169	50	96,571	121	88,062	7	1,163	75	11,453	176	760
5 to 9 cows	352		2,304		1,585,570		338	96	351,257	282	344,765	5	1,480	121	18,701	347	2,410
10 to 14 cows	160	205	1,842	2,613	1,301,212	1,757,642	159	44	277,755	126	305,885	4	3,112	34	7,170	160	1,906
15 to 19 cows	66		1,091		779,052		66	29	296,584	42	134,039	2	308	12	1,843	64	1,070
20 to 29 cows	83	69	1,912	1,594	1,479,956	1,179,715	83	51	916,730	39	159,491	1	100	14	1,828	82	1,949
30 to 49 cows	46	45	1,746	1,820	1,432,893	1,687,890	46	42	1,257,558	10	44,983	1	30	6	609	45	1,778
50 to 74 cows	14	14	825	754	737,588	792,167	14	13	626,741	4	22,820	—	—	2	444	14	865
75 to 99 cows	3	7	260	607	245,250	577,018	3	2	153,615	2	23,900	—	—	—	—	3	250
100 to 199 cows	1	—	117	—	168,096	—	1	1	98,000	1	7,500	1	15,872	1	15,872	1	117
200 cows and over	5	2	860	600	858,300	567,349	3	3	841,000	1	4,475	—	—	1	500	3	900
San Juan																	
Total	368	372	1,983	1,860	1,124,148	1,319,595	276	39	59,089	259	282,514	12	1,528	230	31,225	372	2,059
None	xxx	xxx	xxx	xxx	xxx	xxx	xxx	xxx	xxx	xxx	xxx	xxx	xxx	xxx	xxx	19	65
1 cow	91	168	91	245	56,700	178,625	26	6	605	19	3,499	3	444	70	7,650	84	107
2 cows	62		124		66,569		41	5	1,421	38	10,440	1	15	47	6,694	59	121
3 cows	35		105		58,091		32	4	3,208	28	10,869	4	655	24	3,817	32	101
4 cows	31	146	124	734	71,445	525,429	30	5	4,740	28	15,234	—	—	15	2,509	31	128
5 to 9 cows	88		598		321,993		86	7	4,575	86	91,503	2	364	46	6,131	86	597
10 to 14 cows	34	45	388	545	227,585	374,101	34	4	3,183	34	63,159	2	50	18	2,378	34	424
15 to 19 cows	20		334		188,778		20	4	21,079	20	50,886	—	—	8	1,618	20	349
20 cows and over	7	13	199	336	132,987	241,440	7	4	20,260	8	37,124	—	—	2	426	7	167

TABLE 19.—COWS MILKED AND MILK PRODUCED, 1939 AND 1929; DAIRY PRODUCTS SOLD AND BUTTER CHURNED, 1939; AND COWS KEPT FOR MILK APR. 1, 1940; BY NUMBER OF COWS MILKED, BY COUNTIES—Continued

(For explanation and definitions, see text)

STATE OR COUNTY AND NUMBER OF COWS MILKED	COWS MILKED				MILK PRODUCED (GALLONS)		DAIRY PRODUCTS SOLD, 1939							BUTTER CHURNED ON FARMS, 1939		COWS KEPT MAINLY FOR MILK PRODUCTION, APR. 1, 1940	
	Farms reporting		Number					Whole milk sold		Cream sold		Butter sold					
	1939	1929	1939	1929	1939	1929	Farms reporting	Farms reporting	Gallons	Farms reporting	Pounds of butterfat	Farms reporting	Pounds	Farms reporting	Pounds	Farms reporting	Number
WASHINGTON—Con.																	
Skagit																	
Total	2,568	2,245	19,224	17,250	14,673,509	13,768,298	2,068	1,973	13,159,633	74	47,706	47	5,112	487	61,574	2,576	21,315
None	xxx	xxx	xxx	xxx	xxx	xxx	xxx	xxx	xxx	xxx	xxx	xxx	xxx	xxx	xxx	99	429
1 cow	511	594	511	866	328,816	614,993	127	94	47,298	13	1,597	22	1,909	279	29,160	475	659
2 cows	300		600		378,025		206	176	186,998	25	5,845	14	1,433	114	17,486	284	725
3 cows	204		612		393,876		193	179	304,295	12	4,951	6	845	25	4,466	198	757
4 cows	179	1,034	716	5,684	486,408	4,402,875	173	167	401,679	6	4,253	1	575	15	2,618	170	764
5 to 9 cows	670		4,527		3,216,356		666	661	2,952,660	8	5,956	2	200	29	4,076	656	4,868
10 to 14 cows	352	452	4,096	6,006	3,156,263	4,789,403	351	346	2,951,298	7	16,366	2	150	15	2,390	344	4,426
15 to 19 cows	159		2,615		2,042,097		159	157	1,897,748	2	8,138	———	———	7	878	158	2,801
20 to 29 cows	130	108	3,036	2,445	2,523,850	2,186,407	130	130	2,413,205	1	600	———	———	3	500	130	3,262
30 to 49 cows	54	51	1,926	1,707	1,874,205	1,326,927	54	54	1,597,299	———	———	———	———	———	———	53	1,959
50 cows and over	9	8	585	542	473,613	447,693	9	9	427,153	———	———	———	———	———	———	9	687
Skamania																	
Total	244	179	856	600	517,950	360,431	136	65	221,802	67	35,568	25	3,276	187	25,790	239	924
None	xxx	xxx	xxx	xxx	xxx	xxx	xxx	xxx	xxx	xxx	xxx	xxx	xxx	xxx	xxx	3	22
1 cow	101	106	101	137	65,156	91,360	28	6	1,167	13	1,849	14	1,105	83	9,031	96	122
2 cows	58		116		62,775		33	12	2,083	15	3,349	8	1,387	51	7,353	56	115
3 cows	20		60		39,965		12	4	3,400	8	3,176	2	694	18	4,209	20	70
4 cows	14	63	56	342	34,571	192,706	13	5	5,085	10	5,181	1	90	12	1,998	14	52
5 to 9 cows	30		205		121,620		29	19	60,721	14	11,643	———	———	15	1,855	29	210
10 to 14 cows	10	10	118	121	72,246	76,365	10	6	44,409	4	6,110	———	———	4	836	10	138
15 to 19 cows	7		113		59,017		7	7	44,897	2	4,140	———	———	3	378	7	101
20 to 29 cows	4	———	87	———	62,600	———	4	4	60,040	1	120	———	———	1	150	4	94
Snohomish																	
Total	4,062	2,882	23,787	19,309	17,408,826	14,624,034	2,718	2,197	14,118,176	505	269,805	128	39,202	1,592	222,880	4,046	25,270
None	xxx	xxx	xxx	xxx	xxx	xxx	xxx	xxx	xxx	xxx	xxx	xxx	xxx	xxx	xxx	123	389
1 cow	1,437	1,222	1,437	1,688	965,389	1,094,518	340	174	52,727	123	18,450	65	4,367	984	110,002	1,348	1,659
2 cows	667		1,334		826,062		469	307	249,737	159	47,716	41	4,705	350	51,682	657	1,391
3 cows	325		975		631,636		297	222	336,017	81	36,390	11	1,830	99	13,636	325	995
4 cows	243	1,056	972	5,556	610,753	3,757,384	228	188	403,624	45	24,986	5	1,176	49	6,762	241	1,026
5 to 9 cows	677		4,510		2,996,810		671	607	2,453,965	72	77,508	4	1,335	82	11,142	668	4,615
10 to 14 cows	281	382	3,248	5,150	2,284,134	3,989,186	281	274	2,090,487	9	17,097	1	70	10	1,051	277	3,272
15 to 19 cows	163		2,695		2,034,783		163	160	1,895,381	8	16,857	———	———	9	1,134	160	2,766
20 to 29 cows	165	138	3,865	3,186	3,057,890	2,442,507	165	163	2,905,832	3	9,068	———	———	4	852	165	4,133
30 to 49 cows	74	59	2,715	2,095	2,275,431	1,744,776	74	72	2,160,716	3	15,743	———	———	3	380	74	2,846
50 to 74 cows	21	19	1,243	1,094	1,013,793	1,049,998	21	21	944,417	2	5,990	———	———	1	520	21	1,333
75 cows and over	9	6	793	540	712,145	545,665	9	9	625,273	———	———	1	25,719	1	25,719	9	845
Spokane																	
Total	3,428	2,888	15,184	13,127	10,090,917	8,377,328	2,313	635	4,296,535	1,702	1,031,753	181	33,174	2,351	302,941	3,402	15,906
None	xxx	xxx	xxx	xxx	xxx	xxx	xxx	xxx	xxx	xxx	xxx	xxx	xxx	xxx	xxx	96	274
1 cow	1,148	1,446	1,148	2,039	782,133	1,246,143	313	72	10,495	214	29,345	55	4,642	899	97,321	1,064	1,357
2 cows	674		1,348		840,200		477	57	24,790	405	100,044	55	8,509	535	69,964	656	1,488
3 cows	355		1,065		631,381		293	29	24,537	263	106,265	17	3,513	282	38,494	347	1,090
4 cows	273	1,133	1,092	5,499	670,092	3,393,431	262	26	42,250	236	129,166	14	3,074	204	28,360	271	1,157
5 to 9 cows	590		3,794		2,321,726		581	167	635,009	446	378,215	28	8,854	339	51,695	585	3,714
10 to 14 cows	209	219	2,416	2,812	1,611,207	1,699,416	208	129	939,926	93	141,652	6	2,652	63	11,669	206	2,444
15 to 19 cows	84		1,375		956,460		84	71	769,544	21	42,044	3	1,430	14	2,674	83	1,370
20 to 29 cows	66	58	1,522	1,301	1,090,758	890,196	66	59	885,728	14	38,898	2	300	11	2,264	65	1,534
30 to 49 cows	20	25	728	887	544,098	678,849	20	17	404,723	7	37,899	1	200	4	500	20	724
50 cows and over	9	7	696	589	642,862	469,293	9	8	559,533	3	28,225	———	———	———	———	9	754
Stevens																	
Total	2,061	1,964	11,994	10,897	7,101,398	6,382,635	1,616	195	1,207,573	1,464	1,325,441	86	13,568	1,592	202,402	2,022	12,102
None	xxx	xxx	xxx	xxx	xxx	xxx	xxx	xxx	xxx	xxx	xxx	xxx	xxx	xxx	xxx	63	248
1 cow	348	585	348	846	193,049	473,269	68	12	1,482	47	5,602	18	1,036	268	24,417	304	432
2 cows	285		570		295,315		162	12	4,207	148	31,462	17	1,753	240	29,851	261	668
3 cows	213		639		347,173		189	13	5,470	178	62,499	14	2,944	171	22,626	208	668
4 cows	177	1,075	708	5,774	394,524	3,303,631	168	6	1,873	165	77,419	5	853	160	20,213	171	738
5 to 9 cows	661		4,389		2,453,663		653	43	118,865	630	552,180	25	5,656	525	72,533	645	4,287
10 to 14 cows	251	269	2,868	3,325	1,694,683	2,058,905	250	48	250,162	221	366,364	6	1,300	168	23,482	245	2,710
15 to 19 cows	72		1,163		766,832		72	26	259,903	49	127,119	1	26	37	5,705	71	1,073
20 to 29 cows	46	22	1,028	487	740,345	301,940	46	30	447,977	21	78,446	———	———	18	2,675	46	990
30 to 49 cows	8	13	281	465	215,814	244,890	8	5	117,634	5	24,350	———	———	5	900	8	288
Thurston																	
Total	1,891	1,326	8,600	6,973	5,592,533	4,349,951	1,155	529	2,207,336	654	678,859	81	22,351	1,030	149,485	1,898	9,233
None	xxx	xxx	xxx	xxx	xxx	xxx	xxx	xxx	xxx	xxx	xxx	xxx	xxx	xxx	xxx	109	359
1 cow	761	627	761	860	533,824	509,748	196	84	30,390	88	13,952	37	3,106	562	65,711	700	906
2 cows	344		688		439,888		214	87	72,378	128	31,252	19	1,686	220	29,366	322	776
3 cows	160		480		291,209		136	60	89,102	81	30,299	6	325	75	12,249	155	509
4 cows	87	485	348	2,602	204,794	1,626,636	80	32	51,064	54	28,659	6	1,451	36	6,741	85	371
5 to 9 cows	274		1,806		1,111,185		265	136	432,856	149	163,872	9	1,863	79	11,623	284	1,823
10 to 14 cows	138	170	1,609	2,176	1,059,832	1,337,218	137	55	382,325	89	194,734	2	5,200	55	10,225	138	1,659
15 to 19 cows	64		1,054		634,127		64	32	298,805	38	100,766	1	720	12	2,686	63	1,074
20 to 29 cows	43	27	954	612	630,531	457,699	43	27	350,388	20	70,728	1	8,000	9	10,488	43	925
30 to 49 cows	14	11	476	392	380,153	257,620	14	10	263,733	5	34,332	———	———	2	396	13	432
50 cows and over	6	6	424	331	327,190	181,030	6	6	236,295	2	10,285	———	———	———	———	6	419

TABLE 19.—COWS MILKED AND MILK PRODUCED, 1939 AND 1929; DAIRY PRODUCTS SOLD AND BUTTER CHURNED, 1939; AND COWS KEPT FOR MILK APR. 1, 1940; BY NUMBER OF COWS MILKED, BY COUNTIES—Continued

(For explanation and definitions, see text)

STATE OR COUNTY AND NUMBER OF COWS MILKED	COWS MILKED				MILK PRODUCED (GALLONS)		DAIRY PRODUCTS SOLD, 1939							BUTTER CHURNED ON FARMS, 1939		COWS KEPT MAINLY FOR MILK PRODUCTION, APR. 1, 1940	
	Farms reporting		Number					Whole milk sold		Cream sold		Butter sold					
	1939	1929	1939	1929	1939	1929	Farms reporting	Farms reporting	Gallons	Farms reporting	Pounds of butterfat	Farms reporting	Pounds	Farms reporting	Pounds	Farms reporting	Number
WASHINGTON—Con.																	
Wahkiakum																	
Total	408	358	4,454	3,519	2,966,248	2,296,307	369	338	2,345,173	43	137,305	1	58	39	4,858	411	4,570
None	xxx	xxx	xxx	xxx	xxx	xxx	xxx	xxx	xxx	xxx	xxx	xxx	xxx	xxx	xxx	9	80
1 cow	30	48	30	71	16,375	37,353	5	4	960	———	———	1	58	14	1,216	27	32
2 cows	32		64		36,547		24	24	21,220	———	———	———	———	5	488	31	66
3 cows	18		54		30,173		15	14	18,971	1	200	———	———	4	217	18	57
4 cows	27	173	108	987	59,578	572,213	25	23	44,163	2	751	———	———	5	995	26	109
5 to 9 cows	123		850		550,596		122	118	473,988	5	7,031	———	———	5	820	123	898
10 to 14 cows	74	97	871	1,370	587,980	888,619	74	63	463,787	13	30,415	———	———	2	422	74	894
15 to 19 cows	45		756		465,126		45	39	357,883	9	30,775	———	———	2	140	44	742
20 to 29 cows	39	26	902	598	585,464	423,302	39	34	406,843	10	48,904	———	———	1	160	39	904
30 to 49 cows	16	13	575	463	432,192	339,820	16	16	387,941	2	9,756	———	———	———	———	16	618
50 cows and over	4	1	264	50	202,217	35,000	4	3	169,457	1	9,473	———	———	1	600	4	170
Walla Walla																	
Total	1,039	1,057	4,865	4,577	3,033,388	2,851,091	655	108	885,765	552	452,364	51	30,125	539	98,539	1,036	5,698
None	xxx	xxx	xxx	xxx	xxx	xxx	xxx	xxx	xxx	xxx	xxx	xxx	xxx	xxx	xxx	33	85
1 cow	318	551	318	765	208,126	485,809	78	11	2,386	59	7,306	16	1,404	196	20,491	302	510
2 cows	240		480		263,228		140	16	4,430	122	28,151	11	1,409	140	17,442	230	584
3 cows	127		381		204,621		101	7	4,774	92	37,416	8	1,633	62	11,982	125	438
4 cows	61	384	244	1,836	141,749	1,041,928	55	1	2,250	53	30,503	2	340	25	4,115	58	308
5 to 9 cows	176		1,130		666,040		165	25	87,563	143	139,925	10	8,059	83	20,278	171	1,243
10 to 14 cows	55	90	642	1,140	396,295	730,267	54	12	76,468	44	89,054	2	2,600	16	5,675	55	738
15 to 19 cows	24		387		238,003		24	11	118,287	15	35,946	1	1,680	6	2,821	24	404
20 to 29 cows	17	23	371	498	243,010	336,955	17	6	94,116	12	44,599	———	———	6	990	17	457
30 to 49 cows	16	9	556	338	381,780	256,132	16	14	299,336	9	26,515	———	———	3	445	16	580
50 to 74 cows	2	———	115	———	98,536	———	2	2	80,155	1	2,887	———	———	———	———	2	120
75 to 99 cows	3	———	241	———	192,000	———	3	3	116,000	2	10,082	1	15,000	2	14,500	3	233
Whatcom																	
Total	3,811	3,377	29,100	23,249	20,553,562	16,740,760	3,340	2,897	17,084,194	487	668,501	44	12,885	453	63,226	3,823	31,003
None	xxx	xxx	xxx	xxx	xxx	xxx	xxx	xxx	xxx	xxx	xxx	xxx	xxx	xxx	xxx	136	731
1 cow	679	964	679	1,397	421,671	878,663	287	238	95,449	37	5,904	25	2,897	296	33,118	626	849
2 cows	452		904		549,270		389	315	323,044	69	22,167	11	1,510	79	10,570	453	964
3 cows	327		981		603,613		320	288	426,893	61	26,208	1	176	23	3,518	316	1,070
4 cows	314	1,617	1,256	8,575	775,502	5,853,875	308	260	578,561	54	37,791	2	350	12	1,366	301	1,304
5 to 9 cows	986		6,567		4,309,075		983	858	3,442,582	156	197,496	5	1,152	27	4,964	959	6,827
10 to 14 cows	507	586	5,881	7,730	4,204,452	5,808,789	507	453	3,508,806	63	158,264	1	200	6	894	506	6,060
15 to 19 cows	241		3,990		3,008,020		241	220	2,602,992	22	82,846	1	6,800	6	7,379	241	4,080
20 to 29 cows	204	151	4,693	3,471	3,487,982	2,703,707	204	192	3,189,351	15	72,615	———	———	1	156	204	4,880
30 to 49 cows	80	57	2,789	1,951	2,146,041	1,395,542	80	75	1,942,225	8	47,124	———	———	3	1,261	80	2,900
50 to 74 cows	16	2	880	125	693,871	100,184	15	15	625,816	2	18,086	———	———	———	———	16	919
75 cows and over	5	———	500	———	354,065	———	5	5	348,475	———	———	———	———	———	———	5	419
Whitman																	
Total	2,281	2,385	8,611	8,363	5,456,665	4,735,602	1,696	109	745,031	1,604	817,582	67	15,297	1,915	252,737	2,267	9,558
None	xxx	xxx	xxx	xxx	xxx	xxx	xxx	xxx	xxx	xxx	xxx	xxx	xxx	xxx	xxx	18	56
1 cow	435	1,083	435	1,714	283,231	986,950	113	8	2,340	99	11,356	7	965	340	32,275	419	582
2 cows	543		1,086		676,668		371	15	7,035	354	80,025	20	2,820	481	55,816	538	1,258
3 cows	405		1,215		743,730		355	9	8,915	344	120,279	17	3,128	341	45,842	398	1,339
4 cows	330	1,217	1,320	5,334	820,687	2,920,481	306	9	9,852	301	149,772	4	1,537	296	42,780	329	1,455
5 to 9 cows	460		2,825		1,705,429		444	15	51,933	431	337,687	17	6,399	397	65,117	457	3,033
10 to 14 cows	57	71	623	873	416,527	553,557	56	16	99,307	45	65,184	2	450	41	8,109	57	637
15 to 19 cows	23		374		271,080		23	12	125,179	17	34,919	———	———	12	1,808	23	380
20 to 29 cows	20	8	433	144	322,389	120,120	20	17	240,369	10	14,519	———	———	4	1,092	20	464
30 cows and over	8	8	300	298	216,924	174,494	8	8	200,101	3	3,841	———	———	1	100	8	354
Yakima																	
Total	4,463	4,215	21,574	18,760	15,307,805	13,170,406	2,919	713	4,109,066	2,256	2,613,767	140	20,999	2,385	312,956	4,563	24,275
None	xxx	xxx	xxx	xxx	xxx	xxx	xxx	xxx	xxx	xxx	xxx	xxx	xxx	xxx	xxx	220	761
1 cow	1,545	2,317	1,545	3,000	1,088,981	1,965,495	355	89	15,830	221	33,526	72	7,361	1,089	125,393	1,464	1,819
2 cows	720		1,440		959,543		446	88	50,870	365	109,567	31	5,424	479	68,388	703	1,671
3 cows	396		1,188		801,285		352	67	84,525	290	153,977	15	2,077	197	28,720	388	1,514
4 cows	341	1,556	1,364	6,877	933,585	4,878,086	323	62	107,012	268	199,888	10	4,420	151	23,845	340	1,454
5 to 9 cows	908		5,929		4,237,900		889	194	688,764	716	980,121	9	1,685	328	44,927	895	6,352
10 to 14 cows	291	420	3,355	5,472	2,402,070	3,854,673	290	82	588,381	219	496,484	2	422	87	12,315	290	3,600
15 to 19 cows	115		1,869		1,286,745		115	45	462,151	76	239,282	1	150	27	4,085	115	2,047
20 to 29 cows	88	86	2,023	1,954	1,411,287	1,463,355	88	41	623,473	54	224,900	2	1,460	22	4,303	87	2,246
30 to 49 cows	43	28	1,589	973	1,170,430	693,016	43	32	769,588	19	101,120	———	———	4	722	43	1,584
50 to 74 cows	14	8	776	484	628,349	335,801	14	9	385,794	7	77,822	———	———	———	———	14	871
75 to 99 cows	1	———	90	———	55,000	———	1	1	2,000	1	17,500	———	———	1	260	1	90
100 cows and over	3	———	408	———	332,630	———	3	3	330,700	———	———	———	———	———	———	3	486

TABLE 19.—COWS MILKED AND MILK PRODUCED, 1939 AND 1929; DAIRY PRODUCTS SOLD AND BUTTER CHURNED, 1939; AND COWS KEPT FOR MILK APR. 1, 1940; BY NUMBER OF COWS MILKED, BY COUNTIES—Continued

(For explanation and definitions, see text)

STATE OR COUNTY AND NUMBER OF COWS MILKED	COWS MILKED				MILK PRODUCED (GALLONS)		DAIRY PRODUCTS SOLD, 1939							BUTTER CHURNED ON FARMS, 1939		COWS KEPT MAINLY FOR MILK PRODUCTION, APR. 1, 1940	
	Farms reporting		Number					Whole milk sold		Cream sold		Butter sold					
	1939	1929	1939	1929	1939	1929	Farms reporting	Farms reporting	Gallons	Farms reporting	Pounds of butterfat	Farms reporting	Pounds	Farms reporting	Pounds	Farms reporting	Number
WEST VIRGINIA Total	79,795	69,627	209,164	197,495	83,947,820	83,868,465	29,665	6,548	18,349,677	14,379	4,587,168	12,943	2,007,830	67,221	10,172,187	78,338	218,769
None	xxx	xxx	xxx	xxx	xxx	xxx	xxx	xxx	xxx	xxx	xxx	xxx	xxx	xxx	xxx	1,730	3,258
1 cow	33,301	43,876	33,301	64,135	14,349,751	27,872,196	4,451	1,169	158,268	848	73,101	3,106	221,165	29,028	3,234,641	31,371	37,411
2 cows	21,402		42,804		15,949,180		7,421	1,344	380,033	2,906	439,469	4,167	437,500	18,829	2,922,666	20,744	45,372
3 cows	9,510		28,530		9,995,706		5,298	724	359,611	2,963	696,128	2,249	319,705	7,995	1,410,270	9,275	29,179
4 cows	5,703	23,673	22,812	101,324	7,747,234	39,209,482	3,933	525	423,048	2,566	762,198	1,353	257,370	4,598	894,695	5,579	22,697
5 to 9 cows	7,885		48,180		17,032,981		6,587	1,374	2,633,859	4,462	1,977,291	1,816	559,967	5,931	1,381,210	7,692	46,883
10 to 14 cows	1,128	1,692	12,798	21,015	6,018,952	9,974,625	1,114	645	3,477,626	452	381,519	167	109,559	557	188,244	1,101	12,538
15 to 19 cows	397		6,497		3,629,408		395	333	2,804,549	90	108,140	41	43,823	147	62,839	391	6,335
20 to 29 cows	270	257	6,147	5,857	3,584,565	3,421,904	269	244	3,044,987	52	85,541	23	28,668	82	38,840	261	6,195
30 to 49 cows	162	103	5,653	3,585	3,846,882	2,291,007	162	155	3,165,050	33	53,554	15	24,223	41	30,345	159	6,197
50 to 74 cows	26	23	1,551	1,304	1,176,309	925,251	26	26	1,111,146	5	3,349	5	5,575	11	7,837	26	1,720
75 to 99 cows	4	1	325	75	309,800	36,500	4	4	309,300	———	———	———	———	1	300	4	375
100 to 199 cows	5	2	566	200	507,112	137,500	5	5	482,200	2	6,880	1	275	1	300	5	609
Barbour Total	1,742	1,628	5,530	4,660	1,707,154	1,826,025	971	65	100,051	718	216,527	299	40,288	1,397	178,495	1,675	5,455
None	xxx	xxx	xxx	xxx	xxx	xxx	xxx	xxx	xxx	xxx	xxx	xxx	xxx	xxx	xxx	22	54
1 cow	484	884	484	1,356	187,093	582,127	88	8	1,080	25	1,854	60	3,568	391	33,741	434	569
2 cows	430		860		271,187		191	9	1,776	111	15,635	86	8,510	374	46,011	410	867
3 cows	263		789		232,364		175	7	1,793	126	28,513	59	5,891	199	28,022	255	784
4 cows	176	725	704	3,094	205,583	1,150,248	156	4	2,675	137	37,515	31	3,715	135	17,357	175	687
5 to 9 cows	352		2,182		641,261		327	25	21,352	294	115,479	55	12,549	268	42,008	344	2,046
10 to 14 cows	31	18	343	203	117,754	75,400	28	8	29,381	21	11,309	5	2,325	25	6,800	29	277
15 to 19 cows	2		33		15,057		2	1	2,619	1	2,652	1	2,122	2	2,226	2	36
20 to 29 cows	1	1	20	27	4,380	18,250	1	———	———	1	720	1	900	1	1,040	1	16
30 to 49 cows	3	———	115	———	52,475	———	3	3	39,375	2	2,850	1	708	2	1,290	3	119
Berkeley Total	925	928	4,670	4,508	1,990,661	2,196,696	675	187	797,106	345	211,515	196	66,178	419	103,528	914	4,658
None	xxx	xxx	xxx	xxx	xxx	xxx	xxx	xxx	xxx	xxx	xxx	xxx	xxx	xxx	xxx	34	109
1 cow	246	364	246	519	97,807	227,651	87	15	2,218	17	1,707	63	4,622	134	15,152	219	273
2 cows	145		290		107,968		87	11	3,639	45	9,645	36	5,391	76	12,321	136	295
3 cows	87		261		102,829		65	12	5,415	38	13,100	21	4,701	40	8,531	85	267
4 cows	74	457	296	2,367	119,318	1,106,151	69	9	11,950	49	26,223	15	5,242	30	8,895	74	306
5 to 9 cows	246		1,637		677,221		240	52	126,982	161	121,353	48	33,140	107	43,723	241	1,614
10 to 14 cows	81	91	922	1,099	378,592	584,739	81	46	211,224	28	30,296	10	9,210	25	12,273	79	795
15 to 19 cows	24		383		199,644		24	21	155,519	4	7,203	2	3,560	3	3,810	24	360
20 to 29 cows	15	11	342	252	168,481	118,175	15	14	149,479	2	1,066	1	312	3	723	15	313
30 cows and over	7	5	293	271	138,801	160,000	7	7	130,680	1	922	———	———	1	100	7	326
Boone Total	762	686	1,031	987	491,605	480,837	156	86	42,087	2	566	129	16,685	702	133,458	762	1,087
None	xxx	xxx	xxx	xxx	xxx	xxx	xxx	xxx	xxx	xxx	xxx	xxx	xxx	xxx	xxx	23	35
1 cow	570	642	570	827	284,538	411,082	87	45	4,653	1	366	71	6,649	519	84,125	553	620
2 cows	161		322		136,895		53	28	3,912	1	200	46	6,040	154	38,985	155	294
3 cows	22		66		25,882		9	6	3,627	———	———	7	1,792	21	6,798	22	61
4 cows	3	44	12	160	4,280	69,755	2	2	695	———	———	2	256	3	756	3	15
5 cows and over	6		61		40,010		5	5	29,180	———	———	3	1,948	5	2,794	6	62
Braxton Total	2,556	2,220	6,259	5,768	1,827,367	2,035,129	707	43	32,907	459	114,094	266	30,250	2,354	299,970	2,542	6,484
None	xxx	xxx	xxx	xxx	xxx	xxx	xxx	xxx	xxx	xxx	xxx	xxx	xxx	xxx	xxx	35	52
1 cow	950	1,418	950	2,155	334,275	843,367	58	8	962	15	899	41	2,345	859	75,651	919	1,144
2 cows	740		1,480		453,629		150	9	3,004	69	8,083	80	6,986	692	87,174	727	1,617
3 cows	359		1,077		315,906		145	4	1,950	91	14,478	61	5,671	358	53,844	358	1,128
4 cows	212	760	848	3,114	223,825	1,010,357	117	9	2,238	88	17,779	29	4,005	197	33,234	211	825
5 to 9 cows	269		1,614		409,974		211	10	6,883	174	51,987	52	10,843	247	46,211	266	1,486
10 to 14 cows	26	42	290	499	89,760	181,405	26	3	17,870	22	20,868	3	400	21	3,876	26	232
15 to 19 cows	———		———		———		———	———	———	———	———	———	———	———	———	———	———
Brooke Total	288	188	1,295	1,084	691,354	625,012	158	87	343,887	47	55,067	58	16,269	157	37,029	284	1,409
None	xxx	xxx	xxx	xxx	xxx	xxx	xxx	xxx	xxx	xxx	xxx	xxx	xxx	xxx	xxx	9	24
1 cow	101	56	101	88	52,053	42,710	5	5	800	———	———	———	———	47	4,803	94	119
2 cows	47		94		36,367		9	6	2,150	———	———	4	871	32	5,000	44	102
3 cows	24		72		30,682		14	8	3,078	3	374	9	1,530	17	3,370	22	69
4 cows	19	101	76	511	37,437	262,149	15	6	5,840	9	3,719	5	2,400	14	6,060	19	83
5 to 9 cows	58		367		181,966		53	27	54,210	27	22,203	17	6,484	36	11,019	56	424
10 to 14 cows	30	24	343	321	181,700	218,078	29	25	130,495	7	7,835	1	676	7	1,963	29	345
15 to 19 cows	5		81		50,105		5	5	45,380	———	———	———	———	1	150	5	85
20 cows and over	6	7	161	164	121,044	102,075	6	5	101,954	1	936	2	4,308	3	4,664	6	158
Cabell Total	1,572	1,502	3,582	3,668	1,816,249	1,843,256	367	108	672,212	93	51,937	203	40,017	1,379	215,903	1,576	3,897
None	xxx	xxx	xxx	xxx	xxx	xxx	xxx	xxx	xxx	xxx	xxx	xxx	xxx	xxx	xxx	37	55
1 cow	908	1,223	908	1,706	404,788	727,787	87	10	1,049	12	979	72	6,568	824	95,552	885	1,036
2 cows	385		770		321,179		110	21	7,219	26	5,607	75	8,413	356	59,330	379	839
3 cows	118		354		140,929		47	9	1,885	18	4,105	27	5,602	104	23,505	118	361
4 cows	56	217	224	898	101,536	386,358	33	4	5,875	19	7,963	11	2,932	46	11,797	55	244
5 to 9 cows	50		316		146,974		35	15	50,070	14	6,749	8	3,319	35	9,465	48	309
10 to 14 cows	21	43	244	583	169,350	409,320	21	18	151,915	1	541	4	3,680	4	4,030	21	255
15 to 19 cows	15		255		182,948		15	13	146,703	2	4,175	3	5,520	5	5,774	15	260
20 to 29 cows	11	15	241	341	166,261	238,205	11	10	149,736	———	———	2	3,830	4	4,250	10	214
30 to 49 cows	8	3	270	91	182,288	61,566	8	8	157,760	1	1,818	1	153	1	200	8	324
50 to 74 cows	———	1	———	51	———	20,000	———	———	———	———	———	———	———	———	———	———	———

TABLE 19.—COWS MILKED AND MILK PRODUCED, 1939 AND 1929; DAIRY PRODUCTS SOLD AND BUTTER CHURNED, 1939; AND COWS KEPT FOR MILK APR. 1, 1940; BY NUMBER OF COWS MILKED, BY COUNTIES—Continued

(For explanation and definitions, see text)

STATE OR COUNTY AND NUMBER OF COWS MILKED	COWS MILKED				MILK PRODUCED (GALLONS)		DAIRY PRODUCTS SOLD, 1939							BUTTER CHURNED ON FARMS, 1939		COWS KEPT MAINLY FOR MILK PRODUCTION, APR. 1, 1940	
	Farms reporting		Number					Whole milk sold		Cream sold		Butter sold					
	1939	1929	1939	1929	1939	1929	Farms reporting	Farms reporting	Gallons	Farms reporting	Pounds of butterfat	Farms reporting	Pounds	Farms reporting	Pounds	Farms reporting	Number
WEST VIRGINIA—Continued																	
Calhoun																	
Total	1,499	1,331	3,465	3,101	1,133,443	1,048,613	329	18	25,170	175	48,419	165	13,925	1,410	198,058	1,472	3,541
None	xxx	xxx	xxx	xxx	xxx	xxx	xxx	xxx	xxx	xxx	xxx	xxx	xxx	xxx	xxx	22	25
1 cow	524	880	524	1,307	206,149	519,989	37	1	125	6	510	30	2,077	481	48,524	486	613
2 cows	510		1,020		357,841		108	4	206	38	8,109	75	5,855	488	68,982	502	1,077
3 cows	217		651		204,181		67	1	30	44	10,173	24	1,733	209	35,723	217	666
4 cows	127	447	508	1,752	146,800	517,524	53	3	685	42	13,465	14	885	119	21,235	127	508
5 to 9 cows	113		685		180,662		58	8	3,984	41	15,828	18	3,225	106	22,548	110	559
10 cows and over	8	4	97	42	37,810	11,100	8	3	20,140	4	2,554	2	150	7	1,246	8	95
Clay																	
Total	1,155	956	1,830	1,721	612,895	734,957	98	26	27,427	1	50	85	10,515	1,110	164,890	1,097	1,855
None	xxx	xxx	xxx	xxx	xxx	xxx	xxx	xxx	xxx	xxx	xxx	xxx	xxx	xxx	xxx	31	38
1 cow	720	765	720	1,069	257,659	465,454	23	2	305	———	———	22	1,956	685	82,589	668	744
2 cows	299		598		199,622		44	11	2,867	1	50	37	3,499	295	49,586	279	585
3 cows	87		261		80,081		10	4	2,270	———	———	9	1,202	86	20,040	77	244
4 cows	23	171	92	652	23,077	269,503	6	2	790	———	———	5	848	23	4,668	22	87
5 cows and over	24		159		52,476		15	7	21,195	———	———	12	3,010	21	8,187	20	137
Doddridge																	
Total	1,254	1,136	3,329	3,108	1,098,350	1,150,502	534	55	43,890	392	103,840	136	12,707	900	109,249	1,254	3,210
None	xxx	xxx	xxx	xxx	xxx	xxx	xxx	xxx	xxx	xxx	xxx	xxx	xxx	xxx	xxx	19	34
1 cow	386	667	386	1,007	149,783	430,084	50	11	1,048	19	1,856	24	1,784	256	23,065	375	444
2 cows	374		748		256,566		145	19	4,275	89	14,103	50	3,578	275	31,989	358	760
3 cows	211		633		206,399		118	6	7,399	94	20,582	27	2,042	156	19,470	207	598
4 cows	121	450	484	1,886	157,715	643,051	89	7	4,523	70	18,191	19	2,811	91	14,213	119	476
5 to 9 cows	144		853		247,682		114	9	6,595	104	37,753	14	2,447	112	18,256	141	739
10 to 14 cows	13	19	143	213	50,405	77,367	13	2	11,700	12	8,439	1	20	9	1,680	12	114
15 to 19 cows	5		82		27,800		5	1	8,550	4	3,136	1	25	3	576	5	45
Fayette																	
Total	1,610	1,134	2,759	2,142	1,180,321	1,021,335	420	164	119,604	12	4,002	368	39,109	1,527	255,625	1,570	2,886
None	xxx	xxx	xxx	xxx	xxx	xxx	xxx	xxx	xxx	xxx	xxx	xxx	xxx	xxx	xxx	31	37
1 cow	933	933	933	1,313	458,085	660,941	141	52	6,452	1	95	122	7,870	873	111,913	882	985
2 cows	472		944		368,225		157	65	15,289	———	———	142	13,028	456	89,987	454	966
3 cows	104		312		111,259		50	18	5,866	———	———	47	5,821	102	24,595	102	310
4 cows	49	192	196	698	63,182	271,563	31	8	2,018	2	389	30	4,628	48	13,001	49	193
5 to 9 cows	46		268		91,310		55	17	18,624	7	2,718	24	6,652	44	14,352	46	259
10 to 14 cows	3	9	36	131	24,980	88,831	3	3	14,055	1	50	2	1,000	2	1,250	3	36
15 cows and over	3		70		63,300		3	3	57,300	1	750	1	110	2	525	3	100
Gilmer																	
Total	1,588	1,277	4,086	3,555	1,136,973	1,192,442	444	19	27,299	300	75,539	157	15,633	1,457	180,865	1,556	4,050
None	xxx	xxx	xxx	xxx	xxx	xxx	xxx	xxx	xxx	xxx	xxx	xxx	xxx	xxx	xxx	10	12
1 cow	543	717	543	1,089	186,601	415,715	39	4	219	9	689	27	1,934	507	45,506	515	592
2 cows	452		904		275,947		97	4	341	48	5,028	53	4,507	423	57,809	445	987
3 cows	227		681		179,890		73	3	605	44	7,277	31	2,615	202	29,708	224	669
4 cows	152	545	608	2,284	158,492	712,022	81	2	188	65	15,429	24	3,171	157	21,455	150	576
5 to 9 cows	201		1,177		276,641		141	4	4,946	124	41,515	20	3,096	159	25,115	201	1,073
10 to 14 cows	10	15	110	182	25,987	64,705	10	———	———	9	3,858	2	310	8	1,228	10	80
15 cows and over	3		63		35,415		3	2	21,000	1	1,785	———	———	1	50	5	61
Grant																	
Total	771	735	2,269	2,676	762,143	737,912	270	41	60,084	148	39,074	134	18,301	615	55,538	741	2,349
None	xxx	xxx	xxx	xxx	xxx	xxx	xxx	xxx	xxx	xxx	xxx	xxx	xxx	xxx	xxx	22	32
1 cow	225	365	225	564	89,636	141,928	21	5	767	8	951	11	364	157	7,154	214	277
2 cows	197		394		129,880		60	8	1,225	33	3,985	28	1,440	166	9,787	180	420
3 cows	141		423		128,172		57	6	1,568	31	6,880	33	2,674	123	10,451	132	422
4 cows	77	325	308	1,467	92,699	362,570	43	3	853	25	4,334	21	2,734	65	6,738	73	305
5 to 9 cows	112		674		208,956		74	10	9,221	43	15,463	37	9,049	91	15,957	103	662
10 to 14 cows	15	45	165	645	52,955	233,416	11	8	17,600	4	1,050	2	1,390	9	2,275	13	135
15 cows and over	4		80		59,845		4	3	28,850	4	6,411	2	650	4	1,198	4	96
Greenbrier																	
Total	2,355	2,025	6,992	6,591	2,834,439	2,503,479	861	142	569,786	425	169,905	396	49,602	2,207	342,189	2,339	7,253
None	xxx	xxx	xxx	xxx	xxx	xxx	xxx	xxx	xxx	xxx	xxx	xxx	xxx	xxx	xxx	52	89
1 cow	737	1,136	737	1,757	316,939	684,147	109	14	2,209	25	1,889	83	4,523	694	73,865	705	827
2 cows	723		1,446		519,353		213	21	6,137	74	10,242	139	13,153	698	99,161	711	1,534
3 cows	353		1,059		367,225		163	16	6,578	97	25,051	68	7,342	341	57,768	346	1,094
4 cows	187	796	748	3,455	259,583	1,170,694	92	9	6,615	57	17,594	39	5,005	177	36,884	181	787
5 to 9 cows	276		1,696		613,354		206	34	68,952	140	62,286	58	12,559	250	59,008	270	1,612
10 to 14 cows	47	78	546	959	276,194	461,088	47	23	134,142	24	29,713	5	1,560	31	6,972	45	527
15 to 19 cows	14		229		143,109		13	11	95,720	4	7,885	1	1,460	8	2,851	14	222
20 to 29 cows	10	8	229	174	122,325	77,550	10	7	67,060	5	12,685	1	1,500	6	2,550	9	230
30 cows and over	8	7	302	248	216,407	110,000	8	7	182,375	1	4,800	2	2,900	2	3,150	8	331
Hampshire																	
Total	1,152	1,170	2,674	2,947	858,087	976,405	498	80	62,603	265	46,756	272	31,955	845	104,595	1,124	2,792
None	xxx	xxx	xxx	xxx	xxx	xxx	xxx	xxx	xxx	xxx	xxx	xxx	xxx	xxx	xxx	25	51
1 cow	445	764	445	1,132	155,326	378,808	103	14	2,685	37	2,750	67	4,346	323	25,170	425	489
2 cows	627		654		208,603		186	20	4,188	84	9,194	94	9,041	261	31,165	319	681
3 cows	161		483		148,458		90	14	2,661	54	8,559	49	5,684	116	18,054	157	492
4 cows	88	390	352	1,602	108,562	507,523	56	9	1,852	41	10,278	25	3,207	61	10,019	88	359
5 to 9 cows	100		597		181,206		72	19	22,018	42	12,350	36	7,975	78	17,853	99	585
10 cows and over	11	16	143	213	55,932	90,074	11	4	29,219	5	3,625	3	1,720	8	2,542	11	155

TABLE 19.—COWS MILKED AND MILK PRODUCED, 1939 AND 1929; DAIRY PRODUCTS SOLD AND BUTTER CHURNED, 1939; AND COWS KEPT FOR MILK APR. 1, 1940; BY NUMBER OF COWS MILKED, BY COUNTIES—Continued

(For explanation and definitions, see text)

STATE OR COUNTY AND NUMBER OF COWS MILKED	COWS MILKED				MILK PRODUCED (GALLONS)		DAIRY PRODUCTS SOLD, 1939							BUTTER CHURNED ON FARMS, 1939		COWS KEPT MAINLY FOR MILK PRODUCTION, APR. 1, 1940	
	Farms reporting		Number					Whole milk sold		Cream sold		Butter sold					
	1939	1929	1939	1929	1939	1929	Farms reporting	Farms reporting	Gallons	Farms reporting	Pounds of butterfat	Farms reporting	Pounds	Farms reporting	Pounds	Farms reporting	Number
WEST VIRGINIA—Continued																	
Hancock																	
Total	254	227	809	946	423,048	534,955	96	58	224,481	14	2,974	34	5,373	133	22,864	227	818
None	xxx	xxx	xxx	xxx	xxx	xxx	xxx	xxx	xxx	xxx	xxx	xxx	xxx	xxx	xxx	4	7
1 cow	90	115	90	176	42,830	85,510	9	6	890	———	———	3	69	46	4,499	83	108
2 cows	62		124		55,030		24	15	3,492	4	519	10	811	39	5,488	60	137
3 cows	26		78		31,630		14	4	1,180	1	50	11	1,432	24	4,992	25	72
4 cows	12	88	48	409	18,750	211,431	7	1	2,465	2	510	4	817	9	2,368	12	43
5 to 9 cows	23		156		87,085		21	14	49,487	6	1,880	5	1,944	10	4,357	23	149
10 to 14 cows	14	19	155	232	75,818	150,290	14	13	62,742	1	15	1	300	4	1,130	13	133
15 to 19 cows	4		67		43,025		4	4	35,925	———	———	———	———	———	———	4	66
20 cows and over	5	5	91	129	69,500	87,724	3	3	68,300	———	———	———	———	1	50	3	103
Hardy																	
Total	988	927	2,834	3,275	909,199	1,113,378	388	82	247,168	148	32,751	181	16,804	742	67,183	906	2,676
None	xxx	xxx	xxx	xxx	xxx	xxx	xxx	xxx	xxx	xxx	xxx	xxx	xxx	xxx	xxx	12	21
1 cow	393	550	393	766	140,747	261,729	65	7	389	17	1,241	48	2,659	279	16,101	353	417
2 cows	243		486		153,858		90	5	1,515	36	5,033	59	4,143	197	16,912	221	477
3 cows	118		354		98,000		51	8	4,306	23	4,521	26	1,705	100	10,354	109	356
4 cows	80	334	320	1,556	85,884	443,806	43	5	6,202	22	4,923	23	2,812	66	9,167	77	311
5 to 9 cows	111		676		163,174		76	21	27,986	43	12,184	23	4,435	82	12,500	93	532
10 to 14 cows	27	51	310	647	125,891	256,967	27	21	93,256	6	3,388	1	50	11	717	26	297
15 to 19 cows	10		161		77,025		10	10	63,019	———	———	———	———	3	201	9	136
20 to 29 cows	6	10	134	224	64,840	79,150	6	5	50,495	1	1,461	1	1,000	4	1,231	6	129
30 to 49 cows	———	1	———	33	———	20,000	———	———	———	———	———	———	———	———	———	———	———
50 to 74 cows	———	1	———	69	———	51,726	———	———	———	———	———	———	———	———	———	———	———
Harrison																	
Total	2,261	1,876	7,572	6,957	3,890,231	3,349,898	1,372	383	1,252,158	577	250,286	644	123,394	1,755	327,482	2,193	8,091
None	xxx	xxx	xxx	xxx	xxxx	xxx	xxx	xxx	xxx	xxx	xxx	xxx	xxx	xxx	xxx	40	106
1 cow	774	977	774	1,474	389,941	674,279	221	65	8,714	19	1,820	163	13,178	622	74,525	703	868
2 cows	532		1,064		485,967		305	71	25,754	92	19,482	182	22,048	458	77,305	510	1,175
3 cows	315		945		416,219		256	45	20,753	134	46,115	116	19,406	248	49,195	310	966
4 cows	207	784	828	3,370	379,496	1,473,577	179	29	21,579	114	45,042	68	17,386	152	36,497	203	852
5 to 9 cows	322		1,985		964,983		305	85	177,298	191	107,667	105	41,348	232	73,135	318	2,010
10 to 14 cows	57	78	667	988	378,881	482,574	56	41	248,452	16	13,141	9	8,528	27	12,730	57	680
15 to 19 cows	21		351		194,118		21	16	143,205	7	10,905	1	1,500	9	3,077	19	321
20 to 29 cows	18	21	422	493	277,283	291,868	18	18	246,427	2	1,672	———	———	3	394	18	449
30 to 49 cows	15	14	536	505	403,343	353,600	15	15	363,976	2	4,442	———	———	4	624	15	664
50 to 74 cows	———	1	———	52	———	37,500	———	———	———	———	———	———	———	———	———	———	———
75 to 99 cows	———	1	———	75	———	36,500	———	———	———	———	———	———	———	———	———	———	———
Jackson																	
Total	2,236	2,152	6,357	6,516	2,310,437	2,467,072	749	68	435,541	640	154,554	102	12,994	1,779	187,461	2,135	6,538
None	xxx	xxx	xxx	xxx	xxx	xxx	xxx	xxx	xxx	xxx	xxx	xxx	xxx	xxx	xxx	41	78
1 cow	685	1,152	685	1,808	244,558	740,128	61	8	405	46	3,425	16	692	533	43,353	620	825
2 cows	686		1,372		444,104		185	11	4,390	160	19,727	24	1,497	566	57,562	640	1,462
3 cows	566		1,098		354,231		149	5	1,615	127	22,764	28	2,262	298	33,901	350	1,094
4 cows	189	951	756	3,990	215,947	1,475,224	104	5	2,005	98	23,296	9	834	145	18,876	181	742
5 to 9 cows	264		1,522		492,880		206	12	11,537	190	72,985	22	5,759	211	29,217	257	1,386
10 to 14 cows	20	42	207	515	76,595	181,450	20	5	14,293	16	7,677	1	400	15	2,187	20	191
15 to 19 cows	9		148		76,003		9	7	55,908	2	3,680	———	———	4	209	9	146
20 to 29 cows	7	4	160	87	89,495	19,850	7	6	83,595	1	1,000	1	150	5	506	7	176
30 cows and over	10	3	409	118	338,624	52,420	10	9	261,793	———	———	1	1,400	2	1,650	10	438
Jefferson																	
Total	685	703	4,897	4,680	2,331,948	2,086,369	520	200	1,147,419	277	238,632	84	27,499	291	59,823	684	5,426
None	xxx	xxx	xxx	xxx	xxx	xxx	xxx	xxx	xxx	xxx	xxx	xxx	xxx	xxx	xxx	34	213
1 cow	113	156	113	258	43,329	88,255	24	9	1,771	2	165	14	1,423	66	6,506	103	158
2 cows	88		176		62,047		51	17	2,964	19	2,522	21	3,226	51	8,058	78	200
3 cows	46		138		60,700		36	8	3,469	24	8,585	8	1,320	30	5,127	42	126
4 cows	36	378	144	2,133	62,850	876,926	29	3	4,280	22	13,040	5	1,288	17	5,574	33	151
5 to 9 cows	208		1,409		580,767		189	45	116,320	134	103,751	26	8,520	77	17,368	204	1,515
10 to 14 cows	113	154	1,288	1,954	620,264	917,075	112	53	292,295	58	72,787	6	5,692	34	8,485	112	1,418
15 to 19 cows	43		704		382,181		43	33	287,034	12	26,758	2	1,150	7	2,385	43	641
20 to 29 cows	25	11	561	248	313,018	138,565	25	22	254,384	5	8,691	2	6,880	6	7,750	24	565
30 cows and over	11	4	364	127	206,792	65,550	11	10	184,902	1	2,333	———	———	3	570	11	439
Kanawha																	
Total	2,458	2,125	5,248	5,594	2,893,895	3,090,416	606	545	1,231,046	18	19,733	433	66,087	2,200	379,954	2,427	5,616
None	xxx	xxx	xxx	xxx	xxx	xxx	xxx	xxx	xxx	xxx	xxx	xxx	xxx	xxx	xxx	70	85
1 cow	1,474	1,678	1,474	2,289	719,761	1,054,106	256	141	20,563	1	100	184	15,015	1,331	167,856	1,410	1,620
2 cows	851		1,302		564,993		181	88	24,165	4	640	141	18,555	616	128,983	643	1,424
3 cows	147		441		189,387		66	24	13,282	4	850	53	12,917	139	41,378	144	453
4 cows	62	358	248	1,441	94,080	596,691	33	14	12,766	1	600	26	6,767	58	18,155	59	236
5 to 9 cows	49		284		129,641		35	25	45,188	1	480	25	11,315	41	18,780	48	284
10 to 14 cows	14	51	167	682	133,385	461,736	14	13	118,475	2	183	4	3,500	7	4,004	13	152
15 to 19 cows	11		177		132,940		11	11	127,500	———	———	———	———	5	417	10	171
20 to 29 cows	15	19	338	441	256,859	305,427	15	14	212,840	2	9,400	———	———	2	225	15	358
30 to 49 cows	11	13	428	470	301,587	389,515	11	11	284,685	1	600	———	———	1	156	11	464
50 to 74 cows	1	3	56	191	71,882	182,940	1	1	71,782	———	———	———	———	———	———	1	56
75 cows and over	3	1	333	100	319,400	100,000	3	3	301,800	2	6,880	———	———	———	———	3	333

TABLE 19.—COWS MILKED AND MILK PRODUCED, 1939 AND 1929; DAIRY PRODUCTS SOLD AND BUTTER CHURNED, 1939; AND COWS KEPT FOR MILK APR. 1, 1940; BY NUMBER OF COWS MILKED, BY COUNTIES—Continued

(For explanation and definitions, see text)

STATE OR COUNTY AND NUMBER OF COWS MILKED	COWS MILKED				MILK PRODUCED (GALLONS)		DAIRY PRODUCTS SOLD, 1939						BUTTER CHURNED ON FARMS, 1939		COWS KEPT MAINLY FOR MILK PRODUCTION, APR. 1, 1940	
	Farms reporting		Number					Whole milk sold		Cream sold		Butter sold				
	1939	1929	1939	1929	1939	1929	Farms reporting	Farms reporting	Gallons	Farms reporting	Pounds of butterfat	Farms reporting	Pounds	Farms reporting	Pounds	Farms reporting	Number
WEST VIRGINIA—Continued																	
Lewis																	
Total	1,581	1,528	4,994	4,633	1,873,542	1,742,164	778	101	511,805	481	114,402	286	49,250	1,416	200,897	1,534	4,723
None	xxx	xxx	xxx	xxx	xxx	xxx	xxx	xxx	xxx	xxx	xxx	xxx	xxx	xxx	xxx	12	26
1 cow	415	828	415	1,266	183,256	475,915	72	6	671	28	2,226	41	5,179	371	34,867	382	461
2 cows	425		850		326,289		182	16	3,413	94	12,278	90	9,095	389	49,240	420	898
3 cows	275		825		282,545		158	15	5,266	105	19,082	56	6,297	248	33,593	265	797
4 cows	173	661	692	2,794	258,360	979,756	121	9	6,800	90	20,520	39	6,908	159	27,175	171	652
5 to 9 cows	245		1,474		475,251		195	25	34,517	145	44,322	53	17,334	222	46,348	258	1,282
10 to 14 cows	36	34	400	405	198,951	185,318	34	20	123,874	14	7,756	7	6,457	21	8,713	35	385
15 to 19 cows	5		80		82,625		5	3	23,042	3	1,478	———	———	4	673	5	57
20 to 29 cows	5	2	113	47	75,994	33,000	5	5	72,361	1	520	———	———	———	———	4	95
30 to 49 cows	4	3	147	121	82,291	70,175	4	4	42,059	1	6,220	———	———	2	290	4	110
Lincoln																	
Total	2,221	1,806	3,279	2,841	1,313,729	1,265,439	236	81	56,221	56	12,954	180	17,291	2,185	358,944	2,225	3,543
None	xxx	xxx	xxx	xxx	xxx	xxx	xxx	xxx	xxx	xxx	xxx	xxx	xxx	xxx	xxx	81	88
1 cow	1,517	1,689	1,517	2,189	645,682	1,100,246	83	33	2,787	7	436	61	3,448	1,493	184,865	1,451	1,680
2 cows	536		1,072		396,527		81	29	3,379	15	1,420	58	4,616	529	104,962	528	1,075
3 cows	110		330		126,069		37	11	4,525	13	2,661	25	5,082	107	29,975	108	344
4 cows	33	115	132	418	45,736	156,048	17	2	2,600	8	1,656	9	1,540	31	10,856	32	118
5 to 9 cows	21		134		48,715		14	3	1,330	12	6,461	5	1,975	21	7,256	21	145
10 cows and over	4	2	94	24	51,000	9,145	4	3	41,600	1	300	2	650	4	1,050	4	93
Logan																	
Total	766	631	1,138	875	529,643	376,764	81	47	85,212	3	3,523	72	14,188	739	116,728	709	1,190
None	xxx	xxx	xxx	xxx	xxx	xxx	xxx	xxx	xxx	xxx	xxx	xxx	xxx	xxx	xxx	18	30
1 cow	569	598	569	759	250,795	324,219	37	20	3,103	———	———	34	4,046	549	70,173	506	595
2 cows	163		326		128,250		25	15	4,215	———	———	23	3,579	159	32,602	152	349
3 cows	24		72		29,915		10	4	600	———	———	10	2,395	24	7,945	24	74
4 cows	4	33	16	116	10,680	52,545	3	2	1,300	———	———	2	250	4	1,375	4	17
5 to 9 cows	1		5		2,800		1	1	2,000	———	———	———	———	———	———	1	13
10 to 14 cows	2	———	23	———	12,100	———	2	2	5,433	———	———	2	1,325	2	2,040	2	25
15 to 19 cows	———		———		———		———	———	———	———	———	———	———	———	———	———	———
20 cows and over	3	———	127	———	95,125	———	3	3	68,561	3	3,523	1	2,595	1	2,595	2	87
McDowell																	
Total	1,698	1,115	2,171	1,741	1,006,953	882,233	200	135	31,640	3	2,978	175	18,731	1,675	291,723	1,691	2,247
None	xxx	xxx	xxx	xxx	xxx	xxx	xxx	xxx	xxx	xxx	xxx	xxx	xxx	xxx	xxx	51	56
1 cow	1,314	1,019	1,314	1,303	639,556	673,083	104	75	11,204	1	100	87	5,104	1,295	189,075	1,259	1,371
2 cows	329		658		285,766		72	47	13,947	1	476	64	7,992	325	82,278	326	643
3 cows	37		111		46,981		14	7	2,026	———	———	14	1,775	37	13,279	37	103
4 cows	9	96	36	438	10,425	209,150	5	2	508	———	———	5	1,100	9	3,344	9	28
5 cows and over	9		52		24,245		5	4	3,955	1	2,400	3	762	9	3,747	9	46
Marion																	
Total	1,913	1,550	5,138	4,692	2,331,989	2,299,153	994	244	546,189	405	138,952	498	102,104	1,498	285,992	1,884	5,320
None	xxx	xxx	xxx	xxx	xxx	xxx	xxx	xxx	xxx	xxx	xxx	xxx	xxx	xxx	xxx	40	89
1 cow	759	967	759	1,452	345,905	691,974	169	57	5,930	23	3,029	123	9,374	591	71,733	717	863
2 cows	564		1,128		501,810		309	59	20,082	113	25,869	171	21,998	471	84,344	548	1,165
3 cows	236		708		307,405		194	31	16,357	94	30,559	91	17,820	188	40,585	250	719
4 cows	144	524	576	2,194	249,885	995,382	123	20	14,967	74	28,900	51	15,743	109	30,878	142	560
5 to 9 cows	160		992		426,705		149	58	98,275	82	39,255	54	27,083	120	45,862	158	959
10 to 14 cows	20	42	222	547	111,494	302,315	20	10	55,998	11	8,218	5	6,046	11	7,799	20	214
15 to 19 cows	10		169		88,115		10	9	63,895	2	900	3	4,060	6	4,566	10	150
20 to 29 cows	13	12	305	285	157,970	202,832	13	13	147,310	2	904	———	———	1	200	13	309
30 cows and over	7	5	279	214	142,700	106,650	7	7	125,395	4	3,318	———	———	1	25	6	292
Marshall																	
Total	1,474	1,338	6,133	5,611	2,759,248	2,772,436	1,075	232	939,593	631	266,981	309	129,568	891	222,903	1,463	6,425
None	xxx	xxx	xxx	xxx	xxx	xxx	xxx	xxx	xxx	xxx	xxx	xxx	xxx	xxx	xxx	25	54
1 cow	335	490	335	755	133,751	334,912	75	11	1,260	30	3,225	36	3,037	237	23,879	306	374
2 cows	268		536		216,284		163	15	8,341	89	17,026	67	15,659	194	34,969	266	628
3 cows	186		558		242,519		166	12	10,125	119	39,355	51	13,315	115	25,250	185	597
4 cows	188	755	752	3,578	309,073	1,729,913	180	21	27,760	127	48,015	47	19,187	104	28,908	188	775
5 to 9 cows	391		2,438		1,076,904		385	90	272,416	244	141,742	91	61,669	215	87,653	388	2,491
10 to 14 cows	71	82	799	976	395,649	521,108	71	49	268,888	18	15,257	14	18,026	21	20,971	71	808
15 to 19 cows	22		361		191,734		22	22	166,864	1	365	1	405	3	625	22	365
20 to 29 cows	9	7	204	173	109,884	124,578	9	8	105,959	1	862	———	———	———	———	8	183
30 cows and over	4	4	150	129	83,450	61,925	4	4	78,000	2	1,134	2	290	2	650	4	152
Mason																	
Total	1,810	1,867	6,867	6,629	3,113,479	2,733,601	940	141	1,573,261	759	210,479	107	15,114	1,274	152,205	1,786	7,715
None	xxx	xxx	xxx	xxx	xxx	xxx	xxx	xxx	xxx	xxx	xxx	xxx	xxx	xxx	xxx	48	121
1 cow	635	1,024	635	1,484	239,147	578,692	107	14	2,479	60	5,034	41	3,074	506	42,970	597	814
2 cows	424		848		290,266		194	6	2,218	165	22,581	27	2,854	315	33,884	415	987
3 cows	236		708		234,151		173	7	5,950	161	36,026	15	1,103	168	17,422	227	751
4 cows	140	733	560	3,307	166,109	1,271,763	112	5	5,318	104	27,487	9	1,472	84	10,361	134	585
5 to 9 cows	269		1,702		581,482		248	26	82,573	224	100,219	12	4,857	165	21,866	262	1,729
10 to 14 cows	33	76	373	984	179,357	376,650	33	16	109,454	19	15,568	2	1,150	21	2,929	32	443
15 to 19 cows	20		325		194,229		20	17	187,510	3	1,534	1	624	6	1,668	20	337
20 to 29 cows	28	27	628	595	385,134	316,208	28	26	347,312	2	5,250	———	———	5	350	28	705
30 to 49 cows	18	5	618	179	417,044	118,590	18	17	407,074	1	800	———	———	3	455	18	716
50 cows and over	7	2	470	100	426,560	71,700	7	7	423,575	———	———	———	———	1	300	7	547

TABLE 19.—COWS MILKED AND MILK PRODUCED, 1939 AND 1929; DAIRY PRODUCTS SOLD AND BUTTER CHURNED, 1939; AND COWS KEPT FOR MILK APR. 1, 1940; BY NUMBER OF COWS MILKED, BY COUNTIES—Continued

(For explanation and definitions, see text)

STATE OR COUNTY AND NUMBER OF COWS MILKED	COWS MILKED				MILK PRODUCED (GALLONS)		DAIRY PRODUCTS SOLD, 1939							BUTTER CHURNED ON FARMS, 1939		COWS KEPT MAINLY FOR MILK PRODUCTION, APR. 1, 1940	
	Farms reporting		Number					Whole milk sold		Cream sold		Butter sold					
	1939	1929	1939	1929	1939	1929	Farms reporting	Farms reporting	Gallons	Farms reporting	Pounds of butterfat	Farms reporting	Pounds	Farms reporting	Pounds	Farms reporting	Number
WEST VIRGINIA—Continued																	
Mercer																	
Total	2,448	1,910	5,531	5,022	2,258,998	2,379,141	844	175	458,110	72	22,507	749	115,514	2,403	472,216	2,423	6,091
None	xxx	xxx	xxx	xxx	xxx	xxx	xxx	xxx	xxx	xxx	xxx	xxx	xxx	xxx	xxx	54	203
1 cow	1,192	1,328	1,192	1,954	526,661	961,898	235	49	4,082	18	1,972	209	17,319	1,167	152,517	1,135	1,373
2 cows	742		1,484		558,283		284	54	8,958	17	2,468	261	28,455	733	152,984	726	1,575
3 cows	251		753		268,068		140	19	5,585	12	3,085	127	23,441	250	70,585	247	788
4 cows	111	557	444	2,202	150,577	935,129	70	5	3,296	6	3,177	66	13,774	110	36,336	111	476
5 to 9 cows	114		672		215,960		77	14	11,969	8	2,362	69	23,749	112	46,842	113	661
10 to 14 cows	10	31	122	437	55,310	238,955	10	8	42,495	———	———	4	1,740	9	2,512	10	126
15 to 19 cows	6		101		46,275		6	5	37,750	1	390	1	250	4	723	6	95
20 to 29 cows	12	7	276	159	154,930	90,785	12	11	133,540	5	3,253	6	3,024	9	4,548	12	289
30 to 49 cows	6	5	220	160	115,706	83,475	6	6	76,282	4	5,618	3	1,485	5	2,225	5	193
50 cows and over	4	2	267	110	149,228	68,900	4	4	134,175	1	182	3	2,277	4	2,944	4	312
Mineral																	
Total	675	613	2,310	2,347	992,486	1,011,043	341	150	472,485	43	8,631	221	36,961	487	69,007	669	2,541
None	xxx	xxx	xxx	xxx	xxx	xxx	xxx	xxx	xxx	xxx	xxx	xxx	xxx	xxx	xxx	19	51
1 cow	218	311	218	453	89,779	170,719	36	6	337	4	109	29	1,405	161	11,442	205	257
2 cows	184		368		129,169		91	18	5,931	3	190	84	7,724	148	16,897	176	380
3 cows	76		228		77,131		47	10	6,847	9	1,036	36	6,012	55	9,968	73	238
4 cows	58	263	232	1,307	69,492	518,137	43	17	12,363	6	1,770	28	4,935	45	7,964	57	255
5 to 9 cows	99		651		234,992		85	42	94,083	19	5,275	42	16,380	66	21,505	99	649
10 to 14 cows	24	35	267	464	145,073	234,520	24	22	130,920	1	250	2	505	9	975	24	294
15 to 19 cows	8		128		79,422		8	8	63,941	1	1	———	———	2	204	8	125
20 to 29 cows	5	2	108	48	52,140	24,250	4	4	43,075	———	———	———	———	1	52	5	118
30 cows and over	3	2	130	75	115,288	63,417	3	3	114,988	———	———	———	———	———	———	3	174
Mingo																	
Total	1,628	505	1,876	720	1,014,741	331,434	65	54	15,954	———	———	49	6,720	1,603	241,904	1,594	1,924
None	xxx	xxx	xxx	xxx	xxx	xxx	xxx	xxx	xxx	xxx	xxx	xxx	xxx	xxx	xxx	39	44
1 cow	1,405	480	1,405	628	777,625	290,894	41	35	6,659	———	———	29	2,601	1,382	184,096	1,334	1,412
2 cows	202		404		203,806		19	17	7,295	———	———	16	2,269	200	48,713	200	392
3 cows	18	25	54	92	27,210	40,540	4	2	2,000	———	———	3	1,250	18	7,395	18	65
4 cows and over	3		13		6,100		1	———	———	———	———	1	600	3	1,700	3	11
Monongalia																	
Total	1,464	1,424	4,776	4,416	2,225,041	2,342,142	837	226	860,980	423	127,290	325	41,747	1,067	157,038	1,449	5,109
None	xxx	xxx	xxx	xxx	xxx	xxx	xxx	xxx	xxx	xxx	xxx	xxx	xxx	xxx	xxx	27	35
1 cow	467	848	467	1,270	204,185	689,606	107	33	4,260	17	2,213	68	4,089	353	35,179	440	544
2 cows	404		808		302,115		218	39	8,950	89	12,993	124	10,992	330	47,138	394	866
3 cows	222		666		248,439		170	34	13,157	95	21,668	63	8,490	168	28,105	220	676
4 cows	142	522	568	2,078	212,657	1,020,761	128	25	25,394	101	31,268	25	3,793	98	16,498	142	606
5 to 9 cows	161		944		381,888		146	34	52,296	108	45,026	37	12,929	100	26,630	159	953
10 to 14 cows	28	36	334	477	187,647	269,110	28	22	138,769	7	3,344	6	854	11	2,324	28	335
15 to 19 cows	18		300		191,975		18	17	165,818	4	4,106	2	600	4	910	18	319
20 to 29 cows	12	9	295	214	182,675	123,740	12	12	166,023	2	6,672	———	———	3	254	11	279
30 cows and over	10	9	396	377	313,480	238,925	10	10	286,313	———	———	———	———	———	———	10	496
Monroe																	
Total	1,657	1,656	4,545	4,462	1,455,186	1,546,316	659	57	22,886	277	61,499	409	36,164	1,579	245,784	1,659	4,924
None	xxx	xxx	xxx	xxx	xxx	xxx	xxx	xxx	xxx	xxx	xxx	xxx	xxx	xxx	xxx	22	43
1 cow	427	997	427	1,572	164,647	578,264	67	6	1,167	7	485	57	2,488	401	40,331	414	499
2 cows	515		1,030		371,466		165	6	1,532	47	4,529	125	9,997	498	75,664	513	1,155
3 cows	290		870		280,814		141	6	1,895	58	7,347	94	6,106	278	45,168	287	992
4 cows	198	611	792	2,566	228,424	864,767	104	7	3,155	50	9,266	55	7,642	188	37,555	196	820
5 to 9 cows	214		1,270		358,855		169	9	6,537	105	32,695	75	9,826	201	44,228	214	1,278
10 to 14 cows	10	28	109	324	35,200	103,285	10	2	4,900	8	5,155	2	80	10	2,330	10	103
15 to 19 cows	3		47		15,780		3	1	3,700	2	2,022	1	25	3	508	3	36
Morgan																	
Total	499	551	1,173	1,269	459,739	453,356	289	125	142,228	120	31,214	81	10,224	322	33,644	485	1,218
None	xxx	xxx	xxx	xxx	xxx	xxx	xxx	xxx	xxx	xxx	xxx	xxx	xxx	xxx	xxx	10	16
1 cow	199	342	199	488	83,700	170,452	51	20	4,296	15	1,921	21	1,127	143	10,453	182	205
2 cows	140		280		97,888		94	36	14,154	37	6,251	33	3,418	97	11,132	135	306
3 cows	76		228		85,314		67	24	22,062	35	9,135	15	2,181	42	5,448	75	236
4 cows	36	185	144	735	60,764	239,734	33	12	13,622	19	6,664	6	2,695	20	4,280	35	157
5 to 9 cows	44		275		105,525		40	27	62,156	14	7,243	6	805	20	2,331	44	273
10 cows and over	4	4	47	46	26,548	23,170	4	4	25,958	———	———	———	———	———	———	4	45
Nicholas																	
Total	1,865	1,521	3,785	3,321	1,252,643	1,208,207	461	123	97,144	21	6,184	387	43,658	1,747	251,667	1,800	3,916
None	xxx	xxx	xxx	xxx	xxx	xxx	xxx	xxx	xxx	xxx	xxx	xxx	xxx	xxx	xxx	35	48
1 cow	845	1,097	845	1,636	326,907	666,943	93	26	5,786	1	50	80	6,185	781	81,314	786	970
2 cows	582		1,164		388,421		142	39	9,817	2	390	123	11,531	547	80,083	558	1,207
3 cows	222		666		188,510		87	17	7,101	———	———	79	10,193	216	41,463	218	701
4 cows	109	416	436	1,595	123,971	512,144	68	21	17,902	8	2,540	49	6,354	102	21,688	103	398
5 to 9 cows	100		586		148,389		66	17	13,891	9	2,404	54	9,095	97	26,265	96	525
10 cows and over	5	8	88	92	58,445	29,120	5	3	42,647	1	800	2	300	4	856	4	67

TABLE 19.—COWS MILKED AND MILK PRODUCED, 1939 AND 1929; DAIRY PRODUCTS SOLD AND BUTTER CHURNED, 1939; AND COWS KEPT FOR MILK APR. 1, 1940; BY NUMBER OF COWS MILKED, BY COUNTIES—Continued

(For explanation and definitions, see text)

STATE OR COUNTY AND NUMBER OF COWS MILKED	COWS MILKED				MILK PRODUCED (GALLONS)		DAIRY PRODUCTS SOLD, 1939						BUTTER CHURNED ON FARMS, 1939		COWS KEPT MAINLY FOR MILK PRODUCTION, APR. 1, 1940	
	Farms reporting		Number					Whole milk sold		Cream sold		Butter sold				
	1939	1929	1939	1929	1939	1929	Farms reporting	Farms reporting	Gallons	Farms reporting	Pounds of butterfat	Farms reporting	Pounds	Farms reporting	Pounds	Farms reporting	Number
WEST VIRGINIA—Continued																	
Ohio																	
Total	352	458	2,675	3,056	1,536,665	1,790,258	250	191	1,190,543	29	20,254	51	23,804	123	37,078	342	2,982
None	xxx	xxx	xxx	xxx	xxx	xxx	xxx	xxx	xxx	xxx	xxx	xxx	xxx	xxx	xxx	3	11
1 cow	55	141	55	203	28,397	107,993	6	-----	----------	1	60	5	416	33	3,176	50	64
2 cows	53		106		47,717		16	6	3,840	------	----------	11	1,506	28	5,383	50	105
3 cows	23		69		29,464		14	3	2,215	7	1,457	5	1,592	12	2,769	22	89
4 cows	27	176	108	966	49,052	526,273	22	15	17,925	3	1,409	10	4,791	17	6,359	27	128
5 to 9 cows	86		593		323,964		84	64	226,658	10	7,455	15	7,052	22	10,090	86	681
10 to 14 cows	54	95	629	1,259	326,161	743,488	54	52	289,545	3	1,940	4	3,256	7	3,780	53	679
15 to 19 cows	30		487		318,821		30	29	280,460	2	1,350	3	5,211	3	5,321	29	559
20 to 29 cows	18	18	403	395	266,576	247,325	18	18	241,887	2	2,983	------	--------	------	----------	16	390
30 cows and over	6	8	225	253	148,513	165,199	6	6	128,013	1	3,600	------	--------	1	200	6	276
Pendleton																	
Total	1,265	1,151	4,020	4,025	904,898	955,989	488	40	17,854	368	53,925	119	8,693	1,085	100,713	1,146	4,101
None	xxx	xxx	xxx	xxx	xxx	xxx	xxx	xxx	xxx	xxx	xxx	xxx	xxx	xxx	xxx	7	23
1 cow	291	543	291	845	89,697	242,542	38	5	674	22	1,366	14	692	216	10,534	269	338
2 cows	301		602		151,977		98	12	1,650	62	5,443	26	1,460	256	18,422	265	629
3 cows	216		648		154,167		98	7	990	81	9,752	19	1,366	197	20,001	196	706
4 cows	172	560	688	2,591	154,113	602,866	86	7	2,030	66	9,380	21	2,173	153	16,259	155	705
5 to 9 cows	279		1,714		330,044		165	8	7,310	134	25,919	36	2,926	257	34,297	249	1,642
10 cows and over	6	48	77	589	24,900	110,581	6	1	5,000	3	2,085	3	76	6	1,200	5	58
Pleasants																	
Total	527	504	1,521	1,485	548,039	754,834	279	159	204,913	99	30,845	59	6,544	301	27,504	507	1,623
None	xxx	xxx	xxx	xxx	xxx	xxx	xxx	xxx	xxx	xxx	xxx	xxx	xxx	xxx	xxx	5	12
1 cow	173	274	173	399	53,280	219,740	27	10	1,602	6	447	12	740	90	5,041	159	209
2 cows	144		288		95,981		70	34	13,113	24	4,825	20	1,715	90	8,272	140	357
3 cows	72		216		80,447		53	25	19,735	25	5,948	11	1,826	44	5,322	70	238
4 cows	50	221	200	974	66,797	490,004	46	33	26,165	13	3,992	9	1,227	28	3,689	48	176
5 to 9 cows	75		462		165,115		70	45	74,443	29	15,423	7	1,036	42	4,230	72	436
10 cows and over	13	9	182	112	86,419	45,090	13	12	69,855	2	210	------	--------	7	950	13	198
Pocahontas																	
Total	1,172	1,098	3,280	3,263	977,347	928,214	406	33	40,654	134	39,635	296	33,949	1,097	162,618	1,099	3,186
None	xxx	xxx	xxx	xxx	xxx	xxx	xxx	xxx	xxx	xxx	xxx	xxx	xxx	xxx	xxx	12	25
1 cow	384	624	384	943	152,287	331,777	62	4	536	4	295	59	3,506	344	30,972	353	438
2 cows	311		622		211,059		91	9	1,025	15	2,908	77	5,871	291	38,989	290	677
3 cows	173		519		149,126		73	10	696	22	4,202	56	4,131	169	26,650	165	494
4 cows	128	444	512	1,923	132,141	485,515	66	3	791	23	4,566	48	4,956	126	22,862	119	479
5 to 9 cows	155		945		213,941		93	3	576	58	20,917	46	5,331	149	30,312	142	853
10 to 14 cows	18	28	208	335	60,585	72,852	18	2	4,050	10	4,395	8	1,498	16	3,943	15	122
15 to 19 cows	------		------		----------		------	-----	----------	------	----------	------	--------	------	----------	------	------
20 cows and over	3	2	90	62	58,208	38,070	3	2	33,000	2	2,352	2	8,656	2	8,880	3	98
Preston																	
Total	2,184	1,941	6,979	6,393	2,868,923	3,128,130	1,294	183	383,285	822	277,333	470	81,997	1,781	286,074	2,135	7,392
None	xxx	xxx	xxx	xxx	xxx	xxx	xxx	xxx	xxx	xxx	xxx	xxx	xxx	xxx	xxx	51	101
1 cow	630	908	630	1,418	261,724	756,749	136	40	5,800	23	1,797	87	5,584	510	51,434	563	724
2 cows	496		992		405,072		270	31	6,758	132	22,200	140	15,486	412	61,289	478	1,009
3 cows	318		954		370,622		221	20	10,033	145	32,894	78	13,085	264	45,042	313	1,017
4 cows	263	987	1,052	4,296	397,738	1,989,483	213	12	8,332	162	50,657	60	11,575	222	41,059	257	1,013
5 to 9 cows	426		2,598		1,010,497		404	51	73,833	334	152,015	96	29,994	340	75,537	422	2,714
10 to 14 cows	35	42	384	546	175,513	283,598	34	14	62,957	18	14,094	7	6,027	25	10,449	35	416
15 to 19 cows	11		183		99,420		11	10	70,831	6	3,000	2	246	7	1,056	11	173
20 to 29 cows	2	2	45	45	24,578	28,700	2	2	21,382	2	676	------	--------	1	208	2	52
30 cows and over	3	2	141	88	123,759	69,600	3	3	123,359	------	----------	------	--------	------	----------	3	173
Putnam																	
Total	1,501	1,499	3,367	3,390	1,293,500	1,205,444	452	51	158,263	271	52,560	177	19,847	1,287	168,405	1,485	3,704
None	xxx	xxx	xxx	xxx	xxx	xxx	xxx	xxx	xxx	xxx	xxxx	xxx	xxx	xxx	xxx	53	117
1 cow	645	1,084	645	1,526	287,747	568,119	90	9	691	37	2,806	54	3,340	537	57,484	595	740
2 cows	490		980		358,247		148	16	4,185	79	9,989	74	6,252	425	58,769	477	1,082
3 cows	179		537		185,037		83	8	5,480	56	10,650	24	3,630	150	24,731	176	553
4 cows	86	401	344	1,618	120,744	520,200	49	2	2,900	39	8,594	11	3,452	76	15,754	85	356
5 to 9 cows	82		479		154,550		64	2	2,005	53	15,786	12	2,573	69	10,405	82	489
10 to 14 cows	10	10	111	125	50,947	49,000	10	7	32,802	4	1,455	2	600	5	852	8	86
15 to 19 cows	4		62		26,666		3	2	12,250	2	740	------	--------	3	256	4	57
20 cows and over	5	4	209	121	111,562	68,125	5	5	97,950	1	1,560	------	--------	2	154	5	224
Raleigh																	
Total	1,998	1,355	3,527	3,047	1,751,775	1,340,462	379	228	244,545	7	4,396	285	40,419	1,644	302,052	2,057	3,915
None	xxx	xxx	xxx	xxx	xxx	xxx	xxx	xxx	xxx	xxx	xxx	xxx	xxx	xxx	xxx	120	173
1 cow	1,163	1,023	1,163	1,477	626,600	675,873	123	68	6,948	------	----------	90	6,694	984	134,954	1,113	1,299
2 cows	567		1,134		514,324		139	84	22,982	------	----------	105	12,017	465	97,151	560	1,178
3 cows	150		450		199,060		55	31	14,104	------	----------	42	6,668	117	31,826	147	479
4 cows	61	314	244	1,195	102,491	433,139	21	13	9,169	------	----------	19	3,968	48	15,800	60	239
5 to 9 cows	47		276		115,255		31	22	32,552	3	1,390	25	9,464	43	19,531	47	280
10 to 14 cows	2	10	24	142	13,220	63,675	2	2	440	------	----------	1	250	2	728	2	20
15 to 19 cows	3		51		35,775		3	3	25,925	------	----------	------	--------	2	250	3	47
20 to 29 cows	2	5	46	114	25,550	72,125	2	2	19,125	2	1,506	2	508	2	812	2	63
30 cows and over	3	3	139	119	119,500	95,650	3	3	113,300	2	1,500	1	850	1	1,000	3	137

TABLE 19.—COWS MILKED AND MILK PRODUCED, 1939 AND 1929; DAIRY PRODUCTS SOLD AND BUTTER CHURNED, 1939; AND COWS KEPT FOR MILK APR. 1, 1940; BY NUMBER OF COWS MILKED, BY COUNTIES—Continued

(For explanation and definitions, see text)

STATE OR COUNTY AND NUMBER OF COWS MILKED	COWS MILKED				MILK PRODUCED (GALLONS)		DAIRY PRODUCTS SOLD, 1939						BUTTER CHURNED ON FARMS, 1939		COWS KEPT MAINLY FOR MILK PRODUCTION, APR. 1, 1940	
	Farms reporting		Number					Whole milk sold		Cream sold		Butter sold				
	1939	1929	1939	1929	1939	1929	Farms reporting	Farms reporting	Gallons	Farms reporting	Pounds of butterfat	Farms reporting	Pounds	Farms reporting	Pounds	Farms reporting	Number
WEST VIRGINIA—Continued																	
Randolph																	
Total	1,619	1,480	4,728	4,483	1,789,879	1,631,326	736	169	222,100	203	79,295	513	62,433	1,425	229,579	1,564	4,897
None	xxx	xxx	xxx	xxx	xxx	xxx	xxx	xxx	xxx	xxx	xxx	xxx	xxx	xxx	xxx	32	64
1 cow	526	836	526	1,269	251,447	504,591	126	25	2,878	5	664	111	7,365	456	52,175	485	577
2 cows	437		874		344,344		166	38	4,771	19	3,129	134	12,731	389	60,090	412	897
3 cows	259		777		274,150		133	22	7,825	32	7,849	103	14,113	247	46,854	253	833
4 cows	125	599	500	2,582	176,165	855,425	80	16	13,449	26	5,643	59	7,510	113	21,588	121	481
5 to 9 cows	232		1,462		482,932		192	47	59,520	104	47,341	94	16,932	196	42,554	221	1,407
10 to 14 cows	22	39	249	487	93,536	177,460	21	6	25,049	11	11,160	9	3,362	12	4,423	22	258
15 to 19 cows	13		210		89,225		13	11	69,088	3	793	3	420	10	1,639	13	212
20 cows and over	5	6	128	145	58,080	93,850	5	4	39,520	3	2,716	—	—	2	256	5	168
Ritchie																	
Total	1,598	1,466	4,180	3,856	1,546,473	1,430,395	783	80	74,329	653	143,716	125	16,650	1,263	152,832	1,572	4,257
None	xxx	xxx	xxx	xxx	xxx	xxx	xxx	xxx	xxx	xxx	xxx	xxx	xxx	xxx	xxx	31	58
1 cow	473	867	473	1,349	189,832	553,891	89	16	2,899	53	3,699	30	1,677	372	33,496	439	530
2 cows	458		916		347,153		204	23	7,242	165	24,987	34	2,576	372	44,132	446	976
3 cows	290		870		302,861		185	16	9,952	182	30,219	20	2,986	233	28,971	285	881
4 cows	185	586	740	2,361	289,558	836,859	142	8	8,017	151	30,700	15	1,405	136	18,744	182	710
5 to 9 cows	179		1,042		369,664		152	13	25,941	134	49,953	25	5,006	142	23,264	178	992
10 to 14 cows	8	13	91	146	42,355	39,645	8	4	20,478	5	2,158	—	—	6	905	8	82
15 to 19 cows	3		48		25,250		3	—	—	3	2,000	1	3,000	2	3,320	3	28
Roane																	
Total	2,096	2,110	4,508	5,401	1,502,459	1,880,218	444	63	88,461	197	38,291	226	20,992	1,928	266,829	2,029	4,587
None	xxx	xxx	xxx	xxx	xxx	xxx	xxx	xxx	xxx	xxx	xxx	xxx	xxx	xxx	xxx	28	62
1 cow	788	1,333	788	2,028	317,520	805,320	76	12	716	18	923	52	3,471	723	75,265	748	999
2 cows	746		1,492		526,092		149	17	4,964	54	5,337	90	8,437	688	99,902	725	1,570
3 cows	306		918		277,946		92	12	4,634	50	10,447	39	3,391	284	46,724	286	842
4 cows	138	757	552	3,101	147,672	1,000,061	62	6	5,730	35	6,567	23	2,853	127	24,703	129	498
5 to 9 cows	111		644		159,935		58	10	11,053	38	12,061	22	2,840	103	19,875	106	506
10 to 14 cows	3	20	36	272	21,400	74,855	3	2	11,250	1	2,488	—	—	2	256	3	25
15 cows and over	4		78		51,894		4	4	50,114	1	468	—	—	1	104	4	85
Summers																	
Total	1,801	1,583	4,218	3,982	1,569,791	1,530,850	684	92	133,001	211	45,586	487	78,259	1,736	318,663	1,812	4,488
None	xxx	xxx	xxx	xxx	xxx	xxx	xxx	xxx	xxx	xxx	xxx	xxx	xxx	xxx	xxx	30	43
1 cow	671	1,018	671	1,543	271,163	605,875	117	13	1,589	13	865	104	9,180	651	77,785	660	772
2 cows	581		1,162		422,514		204	25	7,155	39	3,877	163	20,933	566	100,598	577	1,285
3 cows	243		729		266,099		143	14	6,800	46	8,190	104	18,352	231	58,514	241	726
4 cows	161	550	644	2,210	236,198	815,300	102	13	7,604	45	11,143	67	15,750	157	41,550	160	645
5 to 9 cows	151		768		257,187		104	18	20,430	63	19,076	45	13,347	123	38,773	130	768
10 to 14 cows	7	11	79	128	26,409	59,175	7	3	8,370	4	1,535	4	697	6	1,273	7	66
15 to 19 cows	3		50		17,600		3	2	10,150	1	900	—	—	1	140	3	47
20 cows and over	4	4	115	101	72,623	70,500	4	4	71,123	—	—	—	—	1	50	4	136
Taylor																	
Total	858	827	2,649	2,513	1,045,658	1,073,702	438	92	273,235	202	67,624	222	48,022	514	103,838	822	2,853
None	xxx	xxx	xxx	xxx	xxx	xxx	xxx	xxx	xxx	xxx	xxx	xxx	xxx	xxx	xxx	15	27
1 cow	269	469	269	709	107,290	289,807	47	6	786	6	780	39	2,799	149	15,756	249	290
2 cows	224		448		165,589		107	17	4,219	36	5,866	71	7,963	151	23,897	220	500
3 cows	109		327		120,225		75	9	2,190	42	12,217	30	7,464	65	14,736	106	343
4 cows	90	335	360	1,372	127,859	549,121	78	13	7,320	46	14,671	30	7,944	64	16,457	89	382
5 to 9 cows	123		733		253,055		110	31	54,153	65	28,722	48	18,411	74	27,852	120	781
10 to 14 cows	10	16	124	213	52,703	106,324	10	6	30,800	2	2,560	2	1,861	3	2,380	10	130
15 to 19 cows	5		82		33,517		5	2	17,222	4	2,408	1	160	4	560	5	79
20 to 29 cows	3	4	65	81	28,995	49,825	3	3	25,220	1	400	—	—	2	80	3	70
30 cows and over	5	5	241	138	156,425	78,625	5	5	151,325	—	—	1	1,420	2	2,120	5	231
Tucker																	
Total	656	615	1,925	1,759	681,779	696,664	386	36	34,534	228	60,866	190	23,793	556	79,601	631	1,914
None	xxx	xxx	xxx	xxx	xxx	xxx	xxx	xxx	xxx	xxx	xxx	xxx	xxx	xxx	xxx	13	19
1 cow	174	333	174	505	70,331	235,812	46	5	1,724	9	514	37	3,181	139	13,050	151	192
2 cows	158		316		111,037		71	8	1,553	29	3,752	45	3,739	139	17,150	149	322
3 cows	119		357		128,124		83	5	4,068	39	12,083	33	2,852	99	13,717	116	354
4 cows	93	270	372	1,106	152,014	409,447	76	5	4,145	54	14,325	28	4,410	82	13,991	91	360
5 to 9 cows	103		612		207,893		101	11	15,764	71	25,972	43	8,947	89	20,125	102	584
10 to 14 cows	9	12	94	148	34,580	51,405	9	2	9,300	6	4,242	4	664	8	1,568	9	83
15 to 19 cows	—	—	—	—	—	—	—	—	—	—	—	—	—	—	—	—	—
Tyler																	
Total	1,145	1,099	3,484	3,359	1,265,994	1,779,789	665	192	228,295	430	152,261	127	29,278	770	105,580	1,117	3,645
None	xxx	xxx	xxx	xxx	xxx	xxx	xxx	xxx	xxx	xxx	xxx	xxx	xxx	xxx	xxx	17	44
1 cow	327	561	327	860	111,029	480,025	64	14	2,107	22	2,019	31	2,180	254	23,109	301	348
2 cows	299		598		206,853		152	33	12,406	99	18,122	55	3,640	218	28,068	283	588
3 cows	188		564		187,680		140	30	14,045	103	28,981	18	2,387	113	13,646	186	591
4 cows	131	514	524	2,193	174,207	1,143,670	115	34	24,145	85	29,079	17	2,858	70	9,353	130	524
5 to 9 cows	170		1,016		354,258		164	62	72,748	109	53,977	20	5,917	99	16,473	170	1,077
10 to 14 cows	16	21	180	244	81,986	119,814	16	9	35,904	7	7,803	2	3,340	7	4,671	16	205
15 to 19 cows	7		113		52,750		7	5	25,000	3	4,480	1	1,300	4	1,795	7	109
20 cows and over	7	5	162	62	95,253	36,280	7	5	41,938	2	7,800	3	7,656	5	8,465	7	159

TABLE 19.—COWS MILKED AND MILK PRODUCED, 1939 AND 1929; DAIRY PRODUCTS SOLD AND BUTTER CHURNED, 1939; AND COWS KEPT FOR MILK APR. 1, 1940; BY NUMBER OF COWS MILKED, BY COUNTIES—Continued

(For explanation and definitions, see text)

STATE OR COUNTY AND NUMBER OF COWS MILKED	COWS MILKED				MILK PRODUCED (GALLONS)		DAIRY PRODUCTS SOLD, 1939							BUTTER CHURNED ON FARMS, 1939		COWS KEPT MAINLY FOR MILK PRODUCTION, APR. 1, 1940	
	Farms reporting		Number					Whole milk sold		Cream sold		Butter sold					
	1939	1929	1939	1929	1939	1929	Farms reporting	Farms reporting	Gallons	Farms reporting	Pounds of butterfat	Farms reporting	Pounds	Farms reporting	Pounds	Farms reporting	Number
WEST VIRGINIA—Continued																	
Upshur																	
Total	1,877	1,686	4,791	4,017	1,856,211	1,686,594	929	98	111,108	551	138,504	585	48,231	1,551	214,709	1,846	4,716
None	xxx	xxx	xxx	xxx	xxx	xxx	xxx	xxx	xxx	xxx	xxx	xxx	xxx	xxx	xxx	40	53
1 cow	627	1,141	627	1,680	251,505	767,958	146	20	2,729	59	4,764	74	3,493	525	50,715	586	708
2 cows	605		1,210		417,516		292	20	3,959	159	20,434	143	12,049	524	70,198	593	1,240
3 cows	284		852		288,414		194	16	7,526	119	23,589	77	9,574	229	38,136	279	870
4 cows	171	529	684	2,071	207,725	789,006	130	12	7,991	92	26,321	42	5,415	131	21,616	167	636
5 to 9 cows	162		955		298,513		139	19	19,123	103	41,903	42	8,068	120	21,190	154	819
10 to 14 cows	17	11	189	118	68,875	33,370	17	2	5,000	16	11,045	2	116	15	2,575	16	142
15 to 19 cows	5		84		47,915		5	3	19,500	1	1,400	1	4,575	3	4,925	5	81
20 to 29 cows	1	4	20	98	8,000	66,945	1	1	7,000	———	———	———	———	1	104	1	2
30 to 49 cows	5	———	170	———	87,750	———	5	3	38,280	2	9,050	2	4,941	3	5,250	5	165
50 to 74 cows	———	1	———	50	———	29,335	———	———	———	———	———	———	———	———	———	———	———
Wayne																	
Total	2,492	2,209	4,526	4,365	2,129,625	2,016,082	401	168	420,664	100	52,702	216	42,170	2,301	323,141	2,499	4,827
None	xxx	xxx	xxx	xxx	xxx	xxx	xxx	xxx	xxx	xxx	xxx	xxx	xxx	xxx	xxx	54	63
1 cow	1,582	1,796	1,582	2,414	702,070	1,124,990	80	38	3,671	2	220	59	4,747	1,496	159,513	1,545	1,742
2 cows	594		1,188		517,401		116	35	12,478	22	7,025	82	9,695	559	95,985	586	1,269
3 cows	131		393		170,386		63	20	11,549	22	10,898	35	7,280	120	25,514	130	395
4 cows	58	383	232	1,570	105,427	710,272	32	6	4,500	20	10,434	13	2,064	50	11,230	58	252
5 to 9 cows	89		554		245,273		72	32	72,518	51	23,495	22	8,534	68	17,936	88	551
10 to 14 cows	22	29	259	551	175,900	170,820	22	21	129,988	3	630	3	6,100	15	9,140	22	287
15 to 19 cows	11		181		108,936		11	11	88,560	———	———	2	3,750	10	5,751	11	167
20 cows and over	5	1	137	30	104,232	10,000	5	5	97,400	———	———	———	———	3	272	5	145
Webster																	
Total	1,344	937	2,423	1,844	904,854	808,601	252	66	41,067	31	15,881	202	18,745	1,306	173,155	1,294	2,494
None	xxx	xxx	xxx	xxx	xxx	xxx	xxx	xxx	xxx	xxx	xxx	xxx	xxx	xxx	xxx	33	41
1 cow	738	741	738	1,058	307,235	495,759	71	21	1,373	1	65	65	4,282	711	71,915	677	781
2 cows	379		758		267,387		81	17	3,777	7	846	67	5,363	371	54,457	360	746
3 cows	123		369		124,578		45	9	5,304	1	160	41	3,394	123	23,336	122	388
4 cows	56	192	224	732	66,050	290,162	21	6	1,450	4	1,125	13	2,442	55	12,459	54	206
5 to 9 cows	41		234		78,369		27	10	3,851	12	3,985	15	3,234	39	9,802	41	248
10 cows and over	7	4	100	54	61,235	22,680	7	3	25,312	6	9,700	1	30	7	1,186	7	104
Wetzel																	
Total	1,459	1,414	4,097	4,070	1,752,875	1,985,210	805	130	198,334	537	207,338	212	26,321	1,096	129,758	1,459	4,230
None	xxx	xxx	xxx	xxx	xxx	xxx	xxx	xxx	xxx	xxx	xxx	xxx	xxx	xxx	xxx	39	68
1 cow	482	780	482	1,181	191,096	609,268	96	22	3,995	26	2,614	57	4,300	382	33,559	463	527
2 cows	391		782		286,657		193	26	12,988	114	20,550	68	7,690	309	35,201	382	792
3 cows	223		669		277,739		175	24	12,483	125	38,361	37	4,290	155	21,578	218	660
4 cows	130	615	520	2,679	211,698	1,268,591	113	11	10,953	93	31,911	20	2,813	94	12,821	129	525
5 to 9 cows	203		1,256		587,933		198	27	45,890	166	99,071	28	5,398	145	22,949	201	1,294
10 to 14 cows	23	19	269	210	129,877	107,351	23	14	58,391	11	12,023	2	1,850	10	3,550	21	258
15 cows and over	7		119		67,875		7	6	55,654	2	2,808	———	———	1	100	6	108
Wirt																	
Total	856	845	2,450	2,733	858,030	1,167,286	454	22	9,488	399	115,559	58	9,358	762	97,704	827	2,514
None	xxx	xxx	xxx	xxx	xxx	xxx	xxx	xxx	xxx	xxx	xxx	xxx	xxx	xxx	xxx	18	36
1 cow	254	404	254	625	90,973	269,913	44	4	442	30	2,296	11	955	213	20,205	221	315
2 cows	245		490		162,045		114	3	178	96	13,047	17	2,230	225	27,487	237	526
3 cows	126		378		136,932		85	2	150	75	16,810	11	964	116	16,278	124	388
4 cows	84	425	336	1,894	111,245	796,741	72	1	132	68	18,786	8	943	74	10,481	84	344
5 to 9 cows	132		801		288,885		124	12	8,586	115	48,451	13	4,266	120	21,109	128	711
10 cows and over	15	16	191	214	67,950	100,632	15	———	———	15	16,369	———	———	14	2,144	15	194
Wood																	
Total	1,884	1,612	6,430	6,095	2,943,033	3,077,014	1,014	272	1,131,178	574	181,260	258	64,210	1,095	178,112	1,887	7,207
None	xxx	xxx	xxx	xxx	xxx	xxx	xxx	xxx	xxx	xxx	xxx	xxx	xxx	xxx	xxx	56	151
1 cow	607	793	607	1,186	254,312	582,795	95	17	3,451	42	4,831	44	3,643	366	32,863	567	758
2 cows	486		972		409,534		229	21	9,314	147	26,715	76	11,265	335	50,803	477	1,207
3 cows	260		780		335,979		197	23	21,306	137	41,930	47	8,475	153	26,120	257	873
4 cows	175	723	700	3,401	290,148	1,595,771	150	24	27,288	104	40,262	37	10,070	95	20,241	175	778
5 to 9 cows	248		1,558		698,101		235	94	252,405	123	52,646	46	23,129	121	37,471	248	1,645
10 to 14 cows	55	75	611	927	283,562	516,635	55	44	212,873	11	8,770	5	4,328	15	5,898	55	642
15 to 19 cows	27		444		220,172		27	24	176,413	4	2,332	2	2,300	6	5,260	27	452
20 to 29 cows	14	13	340	290	172,552	179,688	14	13	156,225	2	2,266	1	1,000	2	1,100	13	297
30 cows and over	12	8	420	291	280,873	202,125	12	12	271,903	4	1,508	———	———	2	356	12	424
Wyoming																	
Total	1,387	879	2,184	1,498	996,816	663,329	151	79	68,418	5	5,544	121	15,320	1,375	233,435	1,379	2,522
None	xxx	xxx	xxx	xxx	xxxx	xxx	xxx	xxx	xxx	xxx	xxx	xxx	xxx	xxx	xxx	19	26
1 cow	846	767	846	1,078	400,726	501,827	44	21	2,752	———	———	34	2,802	840	109,754	823	914
2 cows	435		870		383,140		53	34	12,760	2	144	41	6,151	430	91,958	431	914
3 cows	67		201		89,515		28	13	5,740	———	———	28	3,125	67	18,818	67	208
4 cows	22	109	88	387	31,639	148,912	14	5	1,957	1	300	11	1,657	22	6,518	22	81
5 to 9 cows	14		78		29,496		9	4	2,615	1	100	9	1,625	13	5,405	14	79
10 to 14 cows	———	3	———	33	———	12,590	———	———	———	———	———	———	———	———	———	———	———
15 cows and over	3		101		62,300		3	2	42,594	1	5,000	———	———	3	1,004	3	100

TABLE 19.—COWS MILKED AND MILK PRODUCED, 1939 AND 1929; DAIRY PRODUCTS SOLD AND BUTTER CHURNED, 1939; AND COWS KEPT FOR MILK APR. 1, 1940; BY NUMBER OF COWS MILKED, BY COUNTIES—Continued

(For explanation and definitions, see text)

STATE OR COUNTY AND NUMBER OF COWS MILKED	COWS MILKED				MILK PRODUCED (GALLONS)		DAIRY PRODUCTS SOLD, 1939							BUTTER CHURNED ON FARMS, 1939		COWS KEPT MAINLY FOR MILK PRODUCTION, APR. 1, 1940	
	Farms reporting		Number					Whole milk sold		Cream sold		Butter sold					
	1939	1929	1939	1929	1939	1929	Farms reporting	Farms reporting	Gallons	Farms reporting	Pounds of butterfat	Farms reporting	Pounds	Farms reporting	Pounds	Farms reporting	Number
WISCONSIN																	
Total	167,407	168,890	2,023,908	1,869,841	1,321,612,412	1,241,737,856	160,068	122,583	1,012,330,169	40,478	74,200,122	1,080	736,680	7,993	1,681,885	167,053	2,189,235
None	xxx	xxx	xxx	xxx	xxx	xxx	xxx	xxx	xxx	xxx	xxx	xxx	xxx	xxx	xxx	2,359	18,963
1 cow	6,636	12,886	6,636	19,477	3,295,944	10,803,711	1,655	1,068	377,925	470	67,999	175	11,979	1,941	175,796	5,963	9,308
2 cows	5,401		10,802		5,414,015		3,847	2,339	1,911,223	1,455	370,067	207	25,622	1,393	179,210	5,099	12,739
3 cows	4,585		13,755		7,254,077		4,252	2,667	3,661,270	1,613	625,951	126	25,084	714	108,287	4,404	15,782
4 cows	5,538	60,962	22,152	390,911	12,140,311	245,798,515	5,393	3,478	6,839,813	1,998	1,127,550	86	28,780	540	88,934	5,354	24,910
5 to 9 cows	41,219		297,026		178,549,009		40,981	29,279	121,065,922	12,459	13,916,832	227	132,434	1,718	354,499	40,579	330,003
10 to 14 cows	51,192	79,019	611,241	1,061,278	393,778,693	713,154,684	51,119	40,008	297,712,656	12,072	23,845,502	129	145,298	966	291,838	50,763	658,662
15 to 19 cows	31,246		519,599		346,087,700		31,240	25,350	271,508,905	6,571	18,592,264	61	88,199	424	160,860	31,056	553,179
20 to 29 cows	17,987	13,554	410,048	308,019	279,946,104	209,829,078	17,979	15,165	228,464,481	3,305	12,564,163	45	80,945	246	121,336	17,890	428,600
30 to 49 cows	3,339	2,298	114,393	78,359	80,688,249	53,127,248	3,338	2,988	68,797,695	477	2,630,250	9	27,588	35	31,989	3,324	118,392
50 to 74 cows	211	137	11,855	7,633	9,183,337	5,420,762	211	191	7,508,314	48	363,499	9	63,184	10	63,389	210	12,382
75 to 99 cows	31	17	2,551	1,379	1,990,445	1,002,113	31	30	1,617,488	7	54,233	2	27,695	2	27,695	30	2,685
100 to 199 cows	17	15	2,202	1,940	1,867,549	1,400,458	17	17	1,547,686	2	25,816	3	66,192	3	66,192	17	2,044
200 cows and over	5	2	1,648	845	1,416,979	801,287	5	5	1,316,793	1	15,996	1	13,680	1	13,860	5	1,586
Adams																	
Total	1,118	1,096	6,800	6,259	3,497,201	3,730,886	1,029	154	493,175	902	871,921	6	2,353	79	10,666	1,118	7,371
None	xxx	xxx	xxx	xxx	xxx	xxx	xxx	xxx	xxx	xxx	xxx	xxx	xxx	xxx	xxx	23	74
1 cow	115	244	115	374	56,730	201,678	58	7	2,870	47	6,814	2	150	27	2,749	108	208
2 cows	94		188		93,031		80	9	4,985	72	21,120	1	200	15	2,023	90	193
3 cows	115		345		169,974		110	9	8,775	101	43,453	—	—	8	1,260	113	369
4 cows	136	691	544	3,713	274,045	2,244,330	130	15	20,603	118	69,238	1	800	6	1,270	133	581
5 to 9 cows	468		3,138		1,613,818		463	73	218,614	402	400,522	2	1,203	17	2,549	461	3,289
10 to 14 cows	142	150	1,622	1,891	823,981	1,127,769	142	30	144,455	124	217,273	—	—	5	640	142	1,754
15 to 19 cows	39		840		350,207		39	9	68,275	31	85,909	—	—	1	175	39	677
20 to 29 cows	9	9	208	201	115,415	119,609	9	2	24,600	7	29,592	—	—	—	—	9	226
30 to 49 cows	—	1	—	30	—	17,500	—	—	—	—	—	—	—	—	—	—	—
50 to 74 cows	—	1	—	50	—	20,000	—	—	—	—	—	—	—	—	—	—	—
Ashland																	
Total	1,055	964	7,870	6,658	4,065,366	4,320,308	925	728	2,898,543	237	240,080	23	3,957	194	25,770	1,048	8,359
None	xxx	xxx	xxx	xxx	xxx	xxx	xxx	xxx	xxx	xxx	xxx	xxx	xxx	xxx	xxx	17	80
1 cow	107	148	107	234	49,547	129,811	23	12	2,035	9	1,039	4	347	48	3,907	99	139
2 cows	87		174		80,898		54	32	27,232	20	4,182	5	200	30	3,955	85	204
3 cows	73		219		103,763		66	44	47,612	20	7,012	3	458	17	2,961	72	269
4 cows	85	592	340	3,505	164,823	2,264,208	81	53	87,122	29	16,346	3	597	15	2,019	80	371
5 to 9 cows	381		2,671		1,368,420		379	312	974,249	88	78,153	3	928	49	6,804	376	2,880
10 to 14 cows	235	210	2,701	2,584	1,409,435	1,694,825	235	202	1,060,769	52	81,466	4	557	28	4,007	233	2,691
15 to 19 cows	60		996		528,454		60	49	403,845	13	30,497	1	850	6	1,937	60	1,060
20 to 29 cows	21	14	472	335	254,991	251,464	21	19	210,859	5	14,905	—	—	1	180	21	488
30 to 49 cows	6	—	190	—	105,035	—	6	5	84,820	1	6,500	—	—	—	—	5	177
Barron																	
Total	3,973	4,205	48,416	45,186	32,491,901	31,502,532	3,903	3,683	29,199,015	273	531,158	7	7,959	24	9,727	3,994	53,503
None	xxx	xxx	xxx	xxx	xxx	xxx	xxx	xxx	xxx	xxx	xxx	xxx	xxx	xxx	xxx	65	503
1 cow	70	249	70	380	33,312	223,291	23	21	6,593	—	—	2	52	10	642	64	101
2 cows	80		160		81,717		67	57	50,447	10	3,423	1	30	3	183	78	214
3 cows	92		276		158,460		88	79	111,740	11	5,646	—	—	—	—	90	328
4 cows	111	1,622	444	10,454	249,703	6,948,694	111	96	194,079	16	10,411	—	—	—	—	105	516
5 to 9 cows	1,024		7,529		4,831,790		1,020	942	4,091,727	92	136,521	2	1,985	2	2,060	1,016	8,664
10 to 14 cows	1,392	2,034	16,633	27,189	11,007,176	19,299,450	1,392	1,319	9,806,283	97	218,285	1	3,142	5	3,575	1,382	18,361
15 to 19 cows	749		12,439		8,516,563		749	720	7,780,627	37	116,120	—	—	2	392	744	13,406
20 to 29 cows	408	265	9,108	5,954	6,352,964	4,218,733	406	402	5,954,086	10	40,752	1	2,750	2	2,875	405	9,642
30 to 49 cows	45	33	1,520	1,109	1,047,382	716,384	45	43	992,619	—	—	—	—	—	—	41	1,594
50 to 74 cows	4	2	237	100	212,834	95,980	4	4	210,814	—	—	—	—	—	—	4	174
Bayfield																	
Total	1,599	1,580	10,394	9,626	5,892,630	6,042,151	1,430	745	2,472,662	797	878,736	29	4,524	497	65,818	1,575	11,519
None	xxx	xxx	xxx	xxx	xxx	xxx	xxx	xxx	xxx	xxx	xxx	xxx	xxx	xxx	xxx	16	58
1 cow	184	304	184	455	92,339	277,697	67	45	12,438	17	1,779	7	339	106	10,521	166	228
2 cows	169		338		176,100		127	61	38,412	69	18,049	9	865	86	10,845	161	373
3 cows	115		345		178,745		109	55	64,040	59	23,898	3	612	41	5,297	113	400
4 cows	153	995	612	5,580	330,767	3,481,107	152	79	128,468	82	44,803	3	262	44	5,472	151	702
5 to 9 cows	638		4,333		2,451,719		635	306	960,629	382	406,474	3	816	162	22,057	629	4,788
10 to 14 cows	247	269	2,826	3,295	1,636,658	2,092,735	247	135	730,735	139	256,667	4	1,630	51	10,121	246	3,048
15 to 19 cows	60		990		570,704		60	39	308,900	30	73,913	—	—	5	995	60	1,066
20 to 29 cows	22	10	642	226	383,258	130,125	29	21	174,484	18	49,691	—	—	2	510	29	722
30 to 49 cows	4	2	124	70	72,340	60,487	4	4	54,556	1	3,464	—	—	—	—	4	154
Brown																	
Total	2,999	2,942	38,380	33,367	29,294,409	23,687,811	2,899	2,845	26,961,854	65	147,187	17	39,391	70	47,878	2,986	41,024
None	xxx	xxx	xxx	xxx	xxx	xxx	xxx	xxx	xxx	xxx	xxx	xxx	xxx	xxx	xxx	22	151
1 cow	98	148	98	226	54,725	122,019	25	23	10,247	3	1,072	6	321	27	2,977	90	124
2 cows	69		138		82,122		48	47	55,925	1	84	2	598	18	2,589	66	164
3 cows	48		144		87,800		48	47	76,995	1	660	—	—	3	206	45	157
4 cows	85	967	252	6,396	163,462	4,318,176	82	81	140,306	2	800	1	815	2	1,030	62	279
5 to 9 cows	621		4,580		5,289,462		618	605	2,990,845	13	17,714	3	1,712	4	2,693	609	4,983
10 to 14 cows	1,102	1,598	13,214	21,046	10,051,713	15,115,798	1,100	1,078	9,259,866	26	50,872	2	1,500	7	3,105	1,100	14,177
15 to 19 cows	605		10,015		7,677,936		605	598	7,187,276	10	30,822	1	110	3	270	603	10,738
20 to 29 cows	322	200	7,326	4,535	5,760,491	3,279,858	322	315	5,295,548	8	37,007	1	2,400	5	5,073	318	7,552
30 to 49 cows	66	25	2,308	858	1,843,627	645,245	66	66	1,753,143	—	—	—	—	—	—	66	2,351
50 cows and over	5	4	325	306	303,071	208,717	5	5	191,707	1	8,156	1	31,935	1	31,935	5	348

TABLE 19.—COWS MILKED AND MILK PRODUCED, 1939 AND 1929; DAIRY PRODUCTS SOLD AND BUTTER CHURNED, 1939; AND COWS KEPT FOR MILK APR. 1, 1940; BY NUMBER OF COWS MILKED, BY COUNTIES—Continued

(For explanation and definitions, see text)

STATE OR COUNTY AND NUMBER OF COWS MILKED	COWS MILKED				MILK PRODUCED (GALLONS)		DAIRY PRODUCTS SOLD, 1939							BUTTER CHURNED ON FARMS, 1939		COWS KEPT MAINLY FOR MILK PRODUCTION, APR. 1, 1940	
	Farms reporting		Number					Whole milk sold		Cream sold		Butter sold					
	1939	1929	1939	1929	1939	1929	Farms reporting	Farms reporting	Gallons	Farms reporting	Pounds of butterfat	Farms reporting	Pounds	Farms reporting	Pounds	Farms reporting	Number
WISCONSIN—Con.																	
Buffalo																	
Total	1,899	1,977	26,576	25,955	14,392,337	15,130,207	1,860	183	929,244	1,756	4,099,883	7	11,492	184	41,854	1,903	28,680
None	xxx	xxx	xxx	xxx	xxx	xxx	xxx	xxx	xxx	xxx	xxx	xxx	xxx	xxx	xxx	27	218
1 cow	36	99	36	159	17,625	82,815	16	6	1,135	11	1,730	1	100	9	740	35	49
2 cows	50		100		46,052		41	15	11,305	28	6,775	———	———	7	625	48	133
3 cows	50		150		65,276		46	6	6,900	41	15,372	———	———	7	1,081	48	180
4 cows	35	478	140	3,114	72,872	1,670,550	35	4	7,600	31	18,554	———	———	5	560	35	168
5 to 9 cows	303		2,238		1,143,883		300	32	112,623	276	308,662	———	———	19	2,763	295	2,549
10 to 14 cows	566	1,119	6,815	15,896	3,554,761	9,358,415	563	38	177,118	547	1,028,824	4	4,642	61	14,795	558	7,397
15 to 19 cows	512		8,581		4,859,215		512	43	305,385	485	1,384,331	2	6,750	41	14,076	510	9,049
20 to 29 cows	297	248	6,767	5,602	3,642,696	3,329,018	297	34	252,566	288	1,044,220	———	———	31	6,394	297	7,192
30 cows and over	50	33	1,749	1,164	989,957	689,409	50	5	54,612	49	291,417	———	———	4	820	50	1,745
Burnett																	
Total	1,632	1,536	12,025	11,708	6,438,169	7,295,876	1,448	105	317,804	1,376	1,815,932	16	4,438	300	37,303	1,601	12,466
None	xxx	xxx	xxx	xxx	xxx	xxx	xxx	xxx	xxx	xxx	xxx	xxx	xxx	xxx	xxx	33	212
1 cow	156	212	156	337	69,778	199,111	45	11	1,213	33	4,382	2	70	72	6,685	142	210
2 cows	152		304		133,432		97	7	3,036	90	20,528	4	465	63	7,118	137	327
3 cows	111		333		159,334		102	7	4,922	98	37,394	3	155	30	3,814	108	354
4 cows	113	860	452	5,234	224,811	3,195,578	111	9	12,715	104	60,227	1	100	23	2,650	107	465
5 to 9 cows	614		4,348		2,312,486		607	36	84,538	585	675,148	5	1,648	88	12,201	597	4,541
10 to 14 cows	351	435	4,055	5,485	2,205,657	3,507,299	351	23	101,992	339	639,322	———	———	17	1,639	344	3,969
15 to 19 cows	108		1,762		990,905		108	9	50,048	103	291,120	1	2,000	6	3,076	107	1,778
20 to 29 cows	27	27	615	588	341,766	357,888	27	3	59,340	24	87,811	———	———	1	120	26	610
30 to 49 cows	———	2	———	64	———	36,000	———	———	———	———	———	———	———	———	———	———	———
Calumet																	
Total	1,874	1,944	25,787	25,215	18,996,685	19,120,375	1,863	1,857	17,972,585	7	21,975	2	210	15	2,297	1,876	27,490
None	xxx	xxx	xxx	xxx	xxx	xxx	xxx	xxx	xxx	xxx	xxx	xxx	xxx	xxx	xxx	9	76
1 cow	14	69	14	102	8,322	85,070	6	6	3,155	———	———	———	———	1	60	14	20
2 cows	19		38		21,041		17	17	17,790	———	———	1	160	1	255	19	43
3 cows	28		84		52,839		28	27	45,527	1	700	———	———	———	———	27	98
4 cows	22	423	88	2,942	61,238	2,267,795	22	21	51,384	1	1,200	———	———	1	60	20	93
5 to 9 cows	323		2,462		1,763,955		323	323	1,659,965	———	———	———	———	1	155	321	2,760
10 to 14 cows	699	1,258	8,518	17,659	6,223,805	13,337,359	698	696	5,902,117	2	10,200	———	———	5	1,035	697	9,297
15 to 19 cows	508		8,407		6,118,381		508	508	5,825,677	———	———	1	50	3	272	508	8,856
20 to 29 cows	236	180	5,318	4,046	4,104,200	3,098,940	236	234	3,860,437	3	9,875	———	———	2	190	238	5,448
30 cows and over	25	14	858	466	642,904	331,211	25	25	606,533	———	———	———	———	1	270	25	799
Chippewa																	
Total	3,525	3,398	46,026	40,511	30,151,973	27,479,732	3,438	3,414	27,814,469	48	99,418	8	2,892	36	7,618	3,527	50,193
None	xxx	xxx	xxx	xxx	xxx	xxx	xxx	xxx	xxx	xxx	xxx	xxx	xxx	xxx	xxx	46	421
1 cow	79	202	79	302	35,700	166,534	18	16	9,263	———	———	2	110	11	1,051	69	141
2 cows	84		168		84,262		66	62	52,320	3	1,298	2	472	8	1,210	79	200
3 cows	86		258		139,445		83	83	115,025	2	334	———	———	2	162	83	346
4 cows	89	1,083	356	6,957	202,847	4,434,639	87	87	176,019	———	———	———	———	———	———	86	448
5 to 9 cows	838		6,043		3,588,268		835	828	3,204,136	13	14,343	1	60	8	1,487	824	6,681
10 to 14 cows	1,023	1,715	12,241	23,407	7,611,658	16,133,591	1,023	1,019	7,001,768	13	14,629	2	2,075	5	3,430	1,018	13,327
15 to 19 cows	768		12,799		8,524,779		768	764	7,973,753	8	23,845	———	———	———	———	766	13,712
20 to 29 cows	466	343	10,678	7,852	7,414,442	5,296,149	466	463	6,930,239	5	21,428	———	———	1	18	464	11,223
30 to 49 cows	85	53	2,906	1,801	2,163,240	1,243,823	85	85	2,021,722	3	8,444	1	175	1	260	85	3,117
50 cows and over	7	2	498	192	387,332	204,996	7	7	330,224	1	15,097	———	———	———	———	7	577
Clark																	
Total	4,872	4,837	66,778	60,326	42,608,160	42,121,942	4,806	4,790	39,810,336	34	62,445	7	3,624	31	6,262	4,870	72,509
None	xxx	xxx	xxx	xxx	xxx	xxx	xxx	xxx	xxx	xxx	xxx	xxx	xxx	xxx	xxx	56	420
1 cow	67	160	67	239	33,814	135,394	19	19	8,242	———	———	———	———	8	584	57	118
2 cows	50		100		52,823		45	44	39,575	———	———	1	80	4	394	48	130
3 cows	78		234		135,029		75	75	113,835	———	———	———	———	———	———	73	279
4 cows	108	1,366	432	9,215	258,256	6,318,259	107	107	227,516	———	———	———	———	———	———	104	520
5 to 9 cows	950		6,989		4,307,213		943	938	3,930,002	7	6,550	1	275	1	475	954	7,798
10 to 14 cows	1,604	2,802	19,428	38,499	12,261,902	26,823,842	1,602	1,597	11,469,143	10	11,757	3	3,244	7	3,805	1,590	21,194
15 to 19 cows	1,268		21,163		13,713,652		1,268	1,267	12,866,255	9	21,051	1	10	6	385	1,261	22,629
20 to 29 cows	643	452	14,705	10,271	9,433,907	7,282,276	643	639	8,890,706	7	19,297	1	15	5	619	643	15,585
30 to 49 cows	100	50	3,443	1,671	2,229,685	1,219,132	100	100	2,114,109	———	———	———	———	———	———	100	3,620
50 to 74 cows	4	6	217	331	181,879	241,025	4	4	150,953	1	3,788	———	———	———	———	4	216
75 to 99 cows	———	———	———	———	———	———	———	———	———	———	———	———	———	———	———	———	———
100 to 199 cows	———	1	———	100	———	102,014	———	———	———	———	———	———	———	———	———	———	———
Columbia																	
Total	2,702	2,827	30,259	28,791	19,161,067	18,276,292	2,614	1,704	12,688,211	964	1,554,332	12	32,409	59	39,965	2,687	32,727
None	xxx	xxx	xxx	xxx	xxx	xxx	xxx	xxx	xxx	xxx	xxx	xxx	xxx	xxx	xxx	48	320
1 cow	67	198	67	304	31,987	147,847	24	17	5,981	8	1,382	———	———	12	1,564	55	91
2 cows	83		166		81,972		66	31	25,818	35	10,468	1	104	6	554	74	215
3 cows	87		261		131,312		76	43	62,904	35	15,040	———	———	4	829	83	303
4 cows	105	1,214	420	7,603	233,062	4,363,915	98	52	110,658	47	28,666	———	———	3	500	100	484
5 to 9 cows	875		6,260		3,537,602		866	514	1,952,744	375	399,702	2	3,255	14	5,007	861	7,000
10 to 14 cows	768	1,203	9,005	15,849	5,650,306	10,312,862	767	511	3,627,875	267	492,363	5	8,944	12	10,152	757	9,531
15 to 19 cows	448		7,449		4,979,294		448	327	3,509,680	130	350,646	———	———	3	606	444	7,901
20 to 29 cows	229	190	5,159	4,259	3,509,485	2,902,149	229	175	2,608,610	59	215,951	3	11,700	4	12,347	225	5,304
30 cows and over	40	22	1,472	776	1,006,047	549,519	40	34	783,941	8	40,114	1	8,406	1	8,406	40	1,578

TABLE 19.—COWS MILKED AND MILK PRODUCED, 1939 AND 1929; DAIRY PRODUCTS SOLD AND BUTTER CHURNED, 1939; AND COWS KEPT FOR MILK APR. 1, 1940; BY NUMBER OF COWS MILKED, BY COUNTIES—Continued

(For explanation and definitions, see text)

STATE OR COUNTY AND NUMBER OF COWS MILKED	COWS MILKED				MILK PRODUCED (GALLONS)		DAIRY PRODUCTS SOLD, 1939						BUTTER CHURNED ON FARMS, 1939		COWS KEPT MAINLY FOR MILK PRODUCTION, APR. 1, 1940	
	Farms reporting		Number					Whole milk sold		Cream sold		Butter sold				
	1939	1929	1939	1929	1939	1929	Farms reporting	Farms reporting	Gallons	Farms reporting	Pounds of butterfat	Farms reporting	Pounds	Farms reporting	Pounds	Farms reporting	Number
WISCONSIN—Con.																	
Crawford																	
Total	1,759	1,775	23,706	20,712	11,675,253	10,508,560	1,698	1,294	8,293,486	464	794,652	6	3,038	41	7,958	1,782	25,764
None	xxx	xxx	xxx	xxx	xxx	xxx	xxx	xxx	xxx	xxx	xxx	xxx	xxx	xxx	xxx	42	442
1 cow	52	115	52	167	23,450	90,386	10	10	3,250	———	———	———	———	5	207	43	82
2 cows	25		50		23,664		18	14	11,347	5	902	1	20	2	60	23	60
3 cows	28		78		36,142		23	16	16,910	7	2,432	———	———	4	550	23	79
4 cows	29	555	116	3,779	49,845	1,836,401	29	20	27,565	10	5,184	1	52	1	200	26	158
5 to 9 cows	302		2,237		1,064,285		301	211	675,422	104	89,628	1	100	8	842	296	2,587
10 to 14 cows	631	945	7,605	12,859	3,867,425	6,568,341	624	471	2,584,676	165	257,695	2	2,250	11	3,748	623	8,337
15 to 19 cows	420		6,972		3,420,262		419	326	2,416,206	114	250,015	1	616	8	1,853	416	7,376
20 to 29 cows	239	137	5,417	3,076	2,777,917	1,567,699	239	198	2,109,523	50	147,479	———	———	1	200	235	5,417
30 cows and over	35	23	1,179	831	612,263	447,733	35	28	448,587	9	41,317	———	———	1	300	35	1,226
Dane																	
Total	5,350	5,490	76,419	71,629	52,302,021	48,115,297	5,229	4,546	44,103,284	817	1,783,949	19	17,560	84	25,912	5,353	82,098
None	xxx	xxx	xxx	xxx	xxx	xxx	xxx	xxx	xxx	xxx	xxx	xxx	xxx	xxx	xxx	87	823
1 cow	121	261	121	384	59,061	198,908	38	30	11,024	5	1,125	3	155	14	622	98	154
2 cows	77		154		79,714		62	50	43,528	12	3,979	4	258	15	1,631	71	191
3 cows	81		243		136,804		71	62	99,781	11	3,707	———	———	6	628	78	315
4 cows	111	1,529	444	10,197	260,996	6,344,458	107	89	195,809	20	10,094	1	300	4	790	108	500
5 to 9 cows	1,057		7,734		4,869,212		1,052	885	3,873,401	190	229,748	4	1,060	11	2,535	1,045	8,629
10 to 14 cows	1,606	2,801	19,235	38,397	12,633,270	25,511,001	1,604	1,370	10,300,255	278	534,056	4	1,810	17	4,375	1,587	20,384
15 to 19 cows	1,156		19,348		13,165,987		1,154	1,020	11,099,505	170	435,136	1	120	11	1,228	1,147	20,759
20 to 29 cows	929	744	21,390	17,280	15,318,343	12,293,442	929	842	13,400,704	108	409,147	1	800	4	1,041	922	22,295
30 to 49 cows	194	148	6,519	4,912	4,793,602	3,426,547	194	181	4,267,258	20	121,241	———	———	———	———	192	6,769
50 to 74 cows	13	5	741	299	600,353	185,458	13	12	552,486	1	9,900	———	———	1	5	13	748
75 cows and over	5	2	490	160	384,679	155,483	5	5	259,533	2	25,816	1	13,057	1	13,057	5	551
Dodge																	
Total	4,319	4,398	66,974	63,256	50,543,596	50,047,033	4,290	4,224	47,258,038	90	240,903	4	1,642	33	5,684	4,319	70,789
None	xxx	xxx	xxx	xxx	xxx	xxx	xxx	xxx	xxx	xxx	xxx	xxx	xxx	xxx	xxx	35	459
1 cow	52	140	52	221	28,238	141,197	30	29	12,314	———	———	1	350	11	1,082	51	68
2 cows	48		96		60,327		45	44	47,459	2	338	———	———	———	———	46	112
3 cows	58		174		122,135		56	54	104,800	2	669	———	———	———	———	56	177
4 cows	63	787	252	5,368	174,281	4,058,484	63	61	154,199	2	1,850	———	———	1	20	61	264
5 to 9 cows	506		3,762		2,812,805		505	497	2,588,700	12	14,184	———	———	3	1,370	498	4,069
10 to 14 cows	1,310	2,612	16,141	36,855	12,132,962	29,565,779	1,310	1,287	11,341,029	30	64,353	1	400	7	1,131	1,301	16,940
15 to 19 cows	1,229		20,689		15,673,856		1,229	1,215	14,704,721	19	67,313	1	100	4	359	1,222	21,762
20 to 29 cows	918	749	20,882	16,953	15,778,566	13,478,718	917	904	14,771,592	18	72,258	1	792	5	1,552	914	21,871
30 to 49 cows	129	102	4,404	3,452	3,350,735	2,482,287	129	127	3,159,553	3	10,860	———	———	2	170	129	4,621
50 to 74 cows	3	5	169	275	113,432	225,018	3	3	93,928	1	4,000	———	———	———	———	3	169
75 cows and over	3	1	353	132	296,259	115,550	3	3	279,743	1	5,098	———	———	———	———	3	277
Door																	
Total	1,885	1,915	18,187	17,726	13,137,791	12,115,005	1,825	1,775	11,914,477	52	39,873	18	6,385	82	19,377	1,882	20,113
None	xxx	xxx	xxx	xxx	xxx	xxx	xxx	xxx	xxx	xxx	xxx	xxx	xxx	xxx	xxx	17	100
1 cow	64	128	64	194	36,070	110,573	26	23	10,756	1	125	2	262	14	1,384	58	98
2 cows	61		122		77,728		43	36	40,907	4	1,003	3	320	16	3,005	60	157
3 cows	55		165		106,112		55	46	73,441	7	3,115	2	826	9	2,269	54	201
4 cows	77	904	308	5,985	214,044	4,089,251	76	73	174,175	3	1,601	2	830	3	1,205	76	380
5 to 9 cows	708		5,116		3,678,336		703	677	3,214,087	31	27,690	8	3,019	29	8,120	698	5,819
10 to 14 cows	652	848	7,576	10,605	5,557,364	7,251,114	652	650	5,178,879	5	4,732	1	1,128	9	2,494	649	8,192
15 to 19 cows	212		3,474		2,533,328		212	212	2,344,746	1	1,607	———	———	1	300	212	3,720
20 to 29 cows	51	32	1,119	687	776,359	469,094	51	51	731,810	———	———	———	———	———	———	51	1,17[illegible]
30 to 49 cows	7	7	243	245	158,450	194,973	7	7	145,696	———	———	———	———	1	600	7	276
Douglas																	
Total	1,502	1,484	9,808	9,081	5,620,450	6,079,172	1,211	677	3,449,448	573	441,748	37	7,413	596	78,076	1,485	10,381
None	xxx	xxx	xxx	xxx	xxx	xxx	xxx	xxx	xxx	xxx	xxx	xxx	xxx	xxx	xxx	31	123
1 cow	216	371	216	535	98,886	334,525	28	6	1,074	14	2,062	9	454	141	12,389	197	255
2 cows	163		326		161,564		82	18	11,394	61	12,648	10	796	111	14,813	154	336
3 cows	160		480		236,040		145	46	46,266	100	34,451	9	2,265	82	11,624	154	510
4 cows	133	852	532	4,678	267,831	3,165,532	131	47	70,829	90	44,887	3	320	64	7,731	130	578
5 to 9 cows	495		3,345		1,843,705		490	280	937,254	230	225,331	4	3,458	142	21,904	486	3,451
10 to 14 cows	218	225	2,483	2,826	1,464,731	1,916,429	218	172	1,047,652	59	85,857	2	120	45	7,878	216	2,544
15 to 19 cows	66		1,066		630,277		66	61	535,160	10	16,780	———	———	6	912	66	1,126
20 to 29 cows	40	23	914	531	542,633	317,440	40	36	433,639	9	19,752	———	———	4	675	40	963
30 cows and over	11	13	468	521	374,783	345,246	11	11	366,180	———	———	———	———	1	150	11	495
Dunn																	
Total	3,132	3,331	38,980	38,352	24,247,922	25,392,869	3,078	2,065	15,164,015	1,133	2,592,881	2	37	52	5,828	3,161	43,803
None	xxx	xxx	xxx	xxx	xxx	xxx	xxx	xxx	xxx	xxx	xxx	xxx	xxx	xxx	xxx	63	613
1 cow	56	187	56	276	26,279	142,088	18	11	4,466	7	1,170	1	26	7	578	51	157
2 cows	59		118		64,992		49	34	36,253	14	3,914	1	11	2	450	54	145
3 cows	60		180		108,097		58	45	73,842	13	6,085	———	———	3	732	58	218
4 cows	89	1,117	356	7,534	202,130	4,648,342	89	62	124,077	29	17,032	———	———	3	340	86	427
5 to 9 cows	756		5,519		3,326,972		754	517	2,127,445	257	316,124	———	———	5	1,284	745	6,296
10 to 14 cows	1,147	1,709	13,599	22,706	8,177,276	15,142,388	1,145	761	5,074,268	427	870,202	———	———	7	1,573	1,143	15,033
15 to 19 cows	594		9,889		6,203,519		594	405	4,042,866	221	649,164	———	———	2	393	594	10,779
20 to 29 cows	309	275	6,995	6,185	4,531,763	4,199,883	309	183	2,657,280	138	566,544	———	———	3	478	305	7,512
30 to 49 cows	57	37	1,968	1,266	1,387,737	905,386	57	43	855,161	25	146,302	———	———	———	———	57	2,244
50 to 74 cows	5	4	300	201	219,157	186,782	5	4	168,357	2	16,344	———	———	———	———	5	379
75 to 99 cows	———	1	———	80	———	68,000	———	———	———	———	———	———	———	———	———	———	———
100 to 199 cows	———	1	———	106	———	100,000	———	———	———	———	———	———	———	———	———	———	———

TABLE 19.—COWS MILKED AND MILK PRODUCED, 1939 AND 1929; DAIRY PRODUCTS SOLD AND BUTTER CHURNED, 1939; AND COWS KEPT FOR MILK APR. 1, 1940; BY NUMBER OF COWS MILKED, BY COUNTIES—Continued

(For explanation and definitions, see text)

STATE OR COUNTY AND NUMBER OF COWS MILKED	COWS MILKED				MILK PRODUCED (GALLONS)		DAIRY PRODUCTS SOLD, 1939							BUTTER CHURNED ON FARMS, 1939		COWS KEPT MAINLY FOR MILK PRODUCTION, APR. 1, 1940	
	Farms reporting		Number					Whole milk sold		Cream sold		Butter sold					
	1939	1929	1939	1929	1939	1929	Farms reporting	Farms reporting	Gallons	Farms reporting	Pounds of butterfat	Farms reporting	Pounds	Farms reporting	Pounds	Farms reporting	Number
WISCONSIN—Con.																	
Eau Claire																	
Total	1,989	2,008	21,302	20,376	12,213,645	12,090,640	1,853	1,255	7,643,102	687	1,117,674	8	3,010	62	11,021	1,956	23,295
None	xxx	xxx	xxx	xxx	xxx	xxx	xxx	xxx	xxx	xxx	xxx	xxx	xxx	xxx	xxx	20	112
1 cow	88	157	88	242	45,799	113,210	16	11	5,552	3	465	2	90	16	1,401	83	117
2 cows	59		118		55,011		29	23	14,489	8	3,349	1	15	13	955	55	143
3 cows	53		159		73,653		49	36	39,708	17	8,338	—	—	5	787	52	185
4 cows	61	861	244	5,651	117,193	3,156,122	56	32	54,707	27	14,433	1	155	3	566	60	258
5 to 9 cows	628		4,512		2,347,877		625	436	1,467,748	210	201,081	2	850	20	4,551	616	4,987
10 to 14 cows	635	864	7,512	11,389	4,230,963	8,941,882	633	410	2,508,383	253	438,147	1	200	3	605	628	8,139
15 to 19 cows	280		4,626		2,747,895		280	178	1,610,252	124	298,286	—	—	—	—	279	5,000
20 to 29 cows	141	110	3,163	2,462	1,963,104	1,480,996	141	109	1,478,261	39	120,006	—	—	1	312	139	3,384
30 to 49 cows	21	15	708	457	472,047	287,232	21	17	386,072	4	32,569	1	1,700	1	1,886	21	817
50 to 74 cows	3	3	172	175	160,103	111,198	3	3	97,950	2	5,000	—	—	—	—	3	173
Florence																	
Total	405	303	2,157	1,713	1,434,225	1,158,849	335	101	358,978	268	214,728	9	1,997	196	27,747	391	2,248
None	xxx	xxx	xxx	xxx	xxx	xxx	xxx	xxx	xxx	xxx	xxx	xxx	xxx	xxx	xxx	4	8
1 cow	60	59	60	95	32,400	61,075	7	2	1,044	5	255	—	—	30	2,398	51	65
2 cows	58		116		68,581		42	9	5,091	34	7,157	1	158	24	3,404	54	139
3 cows	37		111		65,910		36	7	4,914	30	11,519	2	520	22	3,287	34	101
4 cows	37	207	148	1,163	103,467	797,624	37	8	16,512	29	16,108	—	—	21	2,712	36	154
5 to 9 cows	161		1,034		685,674		161	51	151,249	133	112,142	3	1,100	81	12,779	160	1,093
10 to 14 cows	42	35	483	405	332,148	272,052	42	18	104,848	32	51,357	3	221	17	3,087	42	510
15 to 19 cows	6		100		65,890		6	4	33,665	2	3,540	—	—	1	100	6	108
20 cows and over	4	2	105	50	80,155	28,100	4	2	41,655	3	12,650	—	—	—	—	4	72
Fond du Lac																	
Total	3,650	3,862	51,758	49,721	37,703,865	36,371,349	3,603	2,812	29,695,499	841	2,081,334	11	17,607	37	21,700	3,866	55,549
None	xxx	xxx	xxx	xxx	xxx	xxx	xxx	xxx	xxx	xxx	xxx	xxx	xxx	xxx	xxx	53	650
1 cow	60	210	60	319	33,011	201,667	25	14	4,509	11	2,390	1	80	9	990	54	68
2 cows	69		138		77,599		63	54	45,877	12	4,395	1	396	5	889	67	150
3 cows	59		177		97,311		58	42	60,487	20	8,261	—	—	2	290	54	177
4 cows	70	930	280	6,155	181,518	4,327,807	69	53	124,423	16	12,616	1	730	3	857	67	291
5 to 9 cows	607		4,399		3,088,990		606	473	2,318,631	137	185,296	1	2	3	37	604	4,904
10 to 14 cows	1,187	2,198	14,424	30,491	10,367,336	22,603,068	1,185	890	7,792,787	306	677,565	3	7,110	8	8,471	1,178	15,427
15 to 19 cows	951		15,816		11,545,265		950	734	8,875,998	230	720,878	1	1,138	2	1,838	943	16,853
20 to 29 cows	544	459	12,428	10,347	9,220,845	7,598,790	544	457	7,736,272	96	381,493	3	8,151	5	8,528	544	13,018
30 to 49 cows	92	59	3,176	1,980	2,454,621	1,341,864	92	85	2,211,562	9	55,766	—	—	—	—	91	3,355
50 to 74 cows	8	3	434	160	323,731	123,125	8	7	268,466	2	13,380	—	—	—	—	8	456
75 cows and over	3	3	426	269	313,638	175,028	3	3	256,487	2	19,296	—	—	—	—	3	420
Forest																	
Total	591	454	3,054	2,426	1,687,186	1,420,992	411	116	542,383	302	259,729	27	4,874	296	32,248	586	3,266
None	xxx	xxx	xxx	xxx	xxx	xxx	xxx	xxx	xxx	xxx	xxx	xxx	xxx	xxx	xxx	10	25
1 cow	149	132	149	195	75,068	103,328	21	7	1,582	7	867	7	757	98	7,006	154	186
2 cows	82		164		86,368		45	5	950	36	10,275	7	672	56	7,099	74	170
3 cows	49		147		76,886		40	3	3,641	37	12,165	1	90	26	2,954	42	146
4 cows	47	255	188	1,377	93,654	735,480	42	5	7,031	39	16,562	—	—	20	1,887	46	207
5 to 9 cows	171		1,128		602,536		170	46	134,407	131	121,359	7	1,575	72	7,737	170	1,197
10 to 14 cows	64	66	748	831	443,102	571,234	64	32	196,931	39	65,186	3	810	16	3,435	62	768
15 to 19 cows	20		335		182,412		20	11	112,906	9	20,775	1	900	7	1,840	20	366
20 cows and over	9	1	195	23	127,160	10,950	9	7	84,955	4	12,540	1	70	1	290	8	201
Grant																	
Total	3,744	3,854	49,337	44,911	27,049,212	24,606,237	3,649	2,600	17,541,342	1,213	2,399,137	16	14,890	88	23,717	3,758	54,217
None	xxx	xxx	xxx	xxx	xxx	xxx	xxx	xxx	xxx	xxx	xxx	xxx	xxx	xxx	xxx	92	776
1 cow	101	294	101	429	48,041	198,359	32	20	7,147	11	1,606	2	140	12	956	90	192
2 cows	84		168		87,322		68	47	41,982	20	5,717	2	135	9	980	78	224
3 cows	62		186		87,257		62	42	50,294	20	7,329	—	—	2	60	59	234
4 cows	86	1,212	344	7,962	159,634	4,015,890	85	58	95,376	27	12,885	1	156	5	559	82	416
5 to 9 cows	750		5,502		2,845,619		744	515	1,735,392	253	267,214	—	—	16	2,178	727	6,186
10 to 14 cows	1,207	1,903	14,440	25,802	7,654,919	13,994,534	1,206	839	4,806,852	416	729,985	5	7,348	23	9,187	1,190	15,776
15 to 19 cows	851		14,115		7,858,861		851	615	5,133,082	286	694,881	4	3,106	15	5,302	843	15,542
20 to 29 cows	519	360	11,669	8,458	6,636,948	5,044,658	519	399	4,597,474	152	522,165	1	1,592	5	2,082	515	12,224
30 cows and over	84	65	2,812	2,262	1,670,613	1,352,796	84	65	1,075,963	28	157,555	1	2,413	1	2,413	84	2,847
Green																	
Total	2,260	2,281	45,705	43,558	34,189,713	30,419,897	2,199	2,168	31,434,310	56	84,008	11	2,797	44	6,254	2,271	47,506
None	xxx	xxx	xxx	xxx	xxx	xxx	xxx	xxx	xxx	xxx	xxx	xxx	xxx	xxx	xxx	36	515
1 cow	51	86	51	119	28,865	66,225	7	7	3,411	—	—	—	—	13	1,050	42	77
2 cows	31		62		30,704		18	12	7,406	2	575	5	727	10	1,359	30	67
3 cows	20		60		37,985		19	14	18,880	5	1,575	2	800	2	960	19	84
4 cows	22	284	88	1,853	58,697	1,216,438	22	21	45,018	1	350	1	600	2	710	22	94
5 to 9 cows	168		1,150		770,117		167	160	678,318	9	7,397	1	100	4	225	162	1,239
10 to 14 cows	357	884	4,379	13,081	3,236,147	8,847,273	356	352	2,947,995	7	7,866	1	50	2	175	355	4,659
15 to 19 cows	481		8,185		6,042,737		481	478	5,578,138	11	10,874	—	—	5	200	480	8,587
20 to 29 cows	755	718	18,197	17,225	13,770,045	12,342,922	754	749	12,646,098	15	47,023	1	520	4	1,205	754	18,790
30 to 49 cows	354	285	12,331	9,959	9,336,232	7,129,013	354	354	8,709,663	5	3,198	—	—	2	370	351	12,264
50 cows and over	21	24	1,202	1,341	883,184	818,028	21	21	799,383	1	5,550	—	—	—	—	20	1,150

TABLE 19.—COWS MILKED AND MILK PRODUCED, 1939 AND 1929; DAIRY PRODUCTS SOLD AND BUTTER CHURNED, 1939; AND COWS KEPT FOR MILK APR. 1, 1940; BY NUMBER OF COWS MILKED, BY COUNTIES—Continued

(For explanation and definitions, see text)

STATE OR COUNTY AND NUMBER OF COWS MILKED	COWS MILKED				MILK PRODUCED (GALLONS)		DAIRY PRODUCTS SOLD, 1939						BUTTER CHURNED ON FARMS, 1939		COWS KEPT MAINLY FOR MILK PRODUCTION, APR. 1, 1940	
	Farms reporting		Number					Whole milk sold		Cream sold		Butter sold				
	1939	1929	1939	1929	1939	1929	Farms reporting	Farms reporting	Gallons	Farms reporting	Pounds of butterfat	Farms reporting	Pounds	Farms reporting	Pounds	Farms reporting	Number
WISCONSIN—Con.																	
Green Lake																	
Total	1,362	1,350	16,001	14,483	9,246,253	9,657,882	1,348	497	2,918,240	893	1,960,610	———	———	21	2,528	1,358	17,103
None	xxx	xxx	xxx	xxx	xxx	xxx	xxx	xxx	xxx	xxx	xxx	xxx	xxx	xxx	xxx	3	6
1 cow	35	76	35	131	20,200	78,343	26	18	9,331	8	1,369	———	———	3	216	32	38
2 cows	45		90		47,288		41	22	20,888	19	5,411	———	———	3	160	44	94
3 cows	32		96		47,188		32	17	24,414	15	6,256	———	———	1	30	32	104
4 cows	41	514	164	3,339	94,016	2,098,407	40	21	45,329	20	12,659	———	———	4	254	41	165
5 to 9 cows	364		2,618		1,339,436		363	129	436,891	243	270,874	———	———	3	236	360	2,788
10 to 14 cows	449	654	5,335	8,507	3,004,242	5,707,775	448	161	1,011,262	298	621,902	———	———	6	1,631	448	5,671
15 to 19 cows	248		4,093		2,451,300		248	82	732,846	182	532,355	———	———	1	1	248	4,413
20 to 29 cows	131	95	2,995	2,146	1,893,300	1,492,807	131	40	512,318	96	437,211	———	———	———	———	131	3,162
30 to 49 cows	17	11	577	360	349,283	280,550	17	7	124,961	12	72,573	———	———	———	———	17	662
Iowa																	
Total	2,331	2,336	38,255	36,372	23,489,725	21,859,277	2,268	2,018	19,956,630	348	680,179	10	5,908	34	9,622	2,320	40,456
None	xxx	xxx	xxx	xxx	xxx	xxx	xxx	xxx	xxx	xxx	xxx	xxx	xxx	xxx	xxx	31	374
1 cow	53	106	53	152	24,239	80,055	11	7	2,948	2	363	2	37	6	244	44	115
2 cows	44		88		43,247		31	25	22,040	6	1,571	2	248	3	480	42	136
3 cows	26		78		40,216		21	14	20,145	8	3,292	———	———	1	312	25	98
4 cows	29	399	116	2,560	67,103	1,501,193	29	14	28,123	16	9,887	———	———	1	70	25	137
5 to 9 cows	265		1,909		1,090,346		262	222	832,801	43	43,863	3	1,695	7	2,653	261	2,297
10 to 14 cows	574	1,189	7,010	17,134	4,102,202	10,282,636	574	501	3,350,641	88	160,820	———	———	2	206	560	7,524
15 to 19 cows	608		10,217		6,160,489		608	555	5,313,812	81	165,870	———	———	1	87	604	10,812
20 to 29 cows	590	502	13,824	11,697	8,851,391	7,075,816	590	547	7,721,218	84	222,515	2	80	9	1,112	587	14,139
30 to 49 cows	135	138	4,591	4,725	2,908,673	2,854,587	135	126	2,491,813	19	70,350	———	———	3	610	134	4,467
50 to 74 cows	7	2	369	104	201,819	64,990	7	7	173,089	1	3,848	1	3,848	1	3,848	7	357
Iron																	
Total	448	473	2,861	2,338	1,740,190	1,395,348	388	341	1,340,834	56	39,375	8	2,380	85	10,321	443	2,974
None	xxx	xxx	xxx	xxx	xxx	xxx	xxx	xxx	xxx	xxx	xxx	xxx	xxx	xxx	xxx	4	26
1 cow	50	127	50	193	24,545	99,088	9	7	1,768	1	254	1	48	26	1,479	44	54
2 cows	57		114		58,871		44	29	21,600	14	3,886	2	348	23	2,137	57	127
3 cows	58		114		59,548		35	25	29,939	7	1,883	3	1,482	12	2,561	37	110
4 cows	45	306	180	1,633	104,923	991,292	43	39	75,213	5	1,926	1	52	5	556	45	187
5 to 9 cows	167		1,106		655,047		166	156	509,487	19	13,920	———	———	15	2,763	165	1,122
10 to 14 cows	64	34	754	385	488,238	217,118	64	61	411,656	6	9,189	———	———	3	325	64	784
15 to 19 cows	16		265		175,702		16	14	145,934	3	4,777	1	450	1	500	16	282
20 cows and over	11	6	278	127	173,316	87,850	11	10	145,237	1	3,560	———	———	———	———	11	282
Jackson																	
Total	1,989	2,146	20,749	22,230	11,124,710	12,728,200	1,674	786	4,195,817	1,139	2,075,685	4	2,661	295	53,746	1,961	22,791
None	xxx	xxx	xxx	xxx	xxx	xxx	xxx	xxx	xxx	xxx	xxx	xxx	xxx	xxx	xxx	23	115
1 cow	106	189	106	296	45,255	136,033	28	8	2,350	21	2,683	———	———	12	1,570	97	137
2 cows	70		140		65,742		48	24	16,984	24	6,779	———	———	10	1,234	65	152
3 cows	81		243		107,391		71	33	36,558	38	14,722	———	———	14	1,589	78	269
4 cows	100	863	400	5,427	189,234	2,877,102	99	44	71,671	57	36,468	———	———	16	2,042	93	401
5 to 9 cows	599		4,314		2,217,794		595	276	896,797	337	376,695	2	415	73	12,142	583	4,720
10 to 14 cows	563	925	6,669	12,348	3,539,356	7,307,651	563	251	1,416,027	341	657,992	1	156	88	15,253	555	7,265
15 to 19 cows	332		5,467		2,973,986		332	114	950,619	228	633,177	1	2,090	62	15,416	331	6,008
20 to 29 cows	117	147	2,667	3,295	1,502,792	1,986,898	117	45	586,335	79	291,729	———	———	19	4,312	115	2,902
30 cows and over	21	22	743	864	483,160	420,516	21	11	236,476	14	75,442	———	———	1	208	21	822
Jefferson																	
Total	2,845	2,998	40,245	38,287	28,995,272	28,222,242	2,817	2,730	26,886,030	139	371,754	4	7,165	15	8,425	2,838	42,456
None	xxx	xxx	xxx	xxx	xxx	xxx	xxx	xxx	xxx	xxx	xxx	xxx	xxx	xxx	xxx	26	225
1 cow	41	136	41	206	20,055	141,540	20	19	7,752	1	75	1	45	4	388	33	43
2 cows	41		82		50,790		37	35	41,190	2	510	———	———	3	405	39	89
3 cows	34		102		62,712		33	31	51,609	3	904	———	———	1	60	30	93
4 cows	49	768	196	5,191	118,805	3,882,039	49	49	108,907	———	———	———	———	———	———	47	199
5 to 9 cows	495		3,733		2,628,358		493	477	2,415,467	19	27,959	1	1,120	2	1,170	489	4,055
10 to 14 cows	1,046	1,697	12,659	23,022	8,873,599	17,032,819	1,046	1,014	8,249,274	43	91,425	———	———	———	———	1,038	13,365
15 to 19 cows	612		10,190		7,459,996		612	591	6,874,348	37	106,467	1	4,500	2	4,900	609	10,739
20 to 29 cows	446	336	10,202	7,594	7,470,809	5,645,776	446	433	7,012,514	28	113,288	———	———	2	2	446	10,667
30 to 49 cows	74	51	2,554	1,697	1,913,703	1,123,534	74	74	1,787,670	4	15,450	1	1,500	1	1,500	74	2,482
50 to 74 cows	3	5	162	291	124,205	221,447	3	3	122,970	———	———	———	———	———	———	3	144
75 to 99 cows	4	2	325	160	292,242	89,150	4	4	214,329	2	15,676	———	———	———	———	4	357
100 to 199 cows	———	1	———	126	———	85,937	———	———	———	———	———	———	———	———	———	———	———
Juneau																	
Total	1,922	2,007	18,088	17,854	9,686,249	9,751,406	1,780	240	1,330,572	1,571	2,520,111	6	2,075	99	13,063	1,910	19,404
None	xxx	xxx	xxx	xxx	xxx	xxx	xxx	xxx	xxx	xxx	xxx	xxx	xxx	xxx	xxx	28	204
1 cow	111	231	111	356	49,188	153,471	16	2	620	14	1,926	———	———	21	1,534	107	184
2 cows	103		206		87,654		66	6	3,100	59	14,208	1	110	18	2,392	95	254
3 cows	77		231		114,001		74	14	15,235	61	22,758	1	50	8	672	75	287
4 cows	107	942	428	5,742	195,192	2,886,467	104	9	14,425	95	48,015	———	———	6	929	104	462
5 to 9 cows	645		4,529		2,290,389		642	63	208,828	586	619,153	3	1,645	25	4,084	630	4,925
10 to 14 cows	535	754	6,302	9,885	3,347,159	5,651,719	534	73	454,225	470	889,771	1	270	12	1,706	528	6,726
15 to 19 cows	240		3,950		2,237,479		240	57	439,591	196	553,907	———	———	6	1,196	239	3,971
20 cows and over	104	80	2,331	1,875	1,385,187	1,059,749	104	16	194,548	90	370,395	———	———	3	550	104	2,391

TABLE 19.—COWS MILKED AND MILK PRODUCED, 1939 AND 1929; DAIRY PRODUCTS SOLD AND BUTTER CHURNED, 1939; AND COWS KEPT FOR MILK APR. 1, 1940; BY NUMBER OF COWS MILKED, BY COUNTIES—Continued

(For explanation and definitions, see text)

STATE OR COUNTY AND NUMBER OF COWS MILKED	COWS MILKED				MILK PRODUCED (GALLONS)		DAIRY PRODUCTS SOLD, 1939							BUTTER CHURNED ON FARMS, 1939		COWS KEPT MAINLY FOR MILK PRODUCTION, APR. 1, 1940	
	Farms reporting		Number					Whole milk sold		Cream sold		Butter sold					
	1939	1929	1939	1929	1939	1929	Farms reporting	Farms reporting	Gallons	Farms reporting	Pounds of butterfat	Farms reporting	Pounds	Farms reporting	Pounds	Farms reporting	Number
WISCONSIN—Con.																	
Kenosha																	
Total	1,166	1,068	15,575	14,394	11,729,699	10,166,448	954	891	11,066,002	34	38,714	28	7,068	157	21,824	1,185	17,306
None	xxx	xxx	xxx	xxx	xxx	xxx	xxx	xxx	xxx	xxx	xxx	xxx	xxx	xxx	xxx	41	381
1 cow	181	183	181	228	76,194	119,891	28	22	7,256	1	40	6	387	64	6,592	166	204
2 cows	81		162		67,370		23	15	5,908	3	794	6	604	40	5,792	79	203
3 cows	24		72		30,319		17	13	9,997	3	756	5	295	11	1,269	24	86
4 cows	17	193	68	1,295	27,826	828,070	11	8	14,174	2	935	2	256	2	400	16	86
5 to 9 cows	111		774		510,057		103	95	428,514	8	6,140	7	5,326	12	6,818	110	844
10 to 14 cows	225	431	2,656	6,059	1,937,991	4,416,112	225	217	1,838,595	10	14,342	1	100	4	403	225	2,881
15 to 19 cows	219		3,651		2,919,755		219	216	2,774,710	4	6,325	1	100	2	250	219	4,102
20 to 29 cows	246	201	5,787	4,623	4,470,947	3,360,205	246	244	4,352,103	2	6,132	———	———	2	300	243	6,166
30 to 49 cows	59	56	2,028	1,936	1,539,668	1,246,747	59	58	1,485,713	1	3,250	———	———	———	———	59	2,138
50 to 74 cows	3	4	186	253	149,572	195,423	3	3	149,032	———	———	———	———	———	———	3	215
Kewaunee																	
Total	1,948	1,944	24,818	22,028	18,099,911	14,591,178	1,938	1,937	17,134,861	10	15,581	1	312	14	2,770	1,952	26,465
None	xxx	xxx	xxx	xxx	xxx	xxx	xxx	xxx	xxx	xxx	xxx	xxx	xxx	xxx	xxx	12	108
1 cow	19	39	19	60	10,981	32,417	14	14	6,446	———	———	———	———	1	150	16	40
2 cows	29		58		34,998		27	27	29,473	———	———	———	———	1	5	29	61
3 cows	17		51		38,714		17	17	33,283	2	1,172	———	———	1	416	17	57
4 cows	31	627	124	4,484	78,911	2,961,190	31	31	73,682	1	100	———	———	———	———	29	144
5 to 9 cows	415		3,150		2,250,926		412	412	2,091,623	———	———	1	312	1	415	404	3,415
10 to 14 cows	810	1,191	9,677	15,428	7,022,682	10,147,076	810	809	6,667,816	3	6,293	———	———	3	422	802	10,225
15 to 19 cows	449		7,445		5,437,272		449	449	5,159,558	1	1,920	———	———	4	715	446	7,900
20 to 29 cows	157	76	3,540	1,650	2,617,381	1,133,058	157	157	2,503,144	2	5,396	———	———	3	647	156	3,735
30 cows and over	21	11	754	406	808,046	317,437	21	21	569,836	1	700	———	———	———	———	21	782
La Crosse																	
Total	1,527	1,579	22,679	21,404	13,304,068	13,290,000	1,481	380	3,290,386	1,200	3,141,475	10	2,751	72	12,487	1,511	24,730
None	xxx	xxx	xxx	xxx	xxx	xxx	xxx	xxx	xxx	xxx	xxx	xxx	xxx	xxx	xxx	18	130
1 cow	40	87	40	125	16,867	61,727	5	1	200	3	385	1	70	9	903	51	50
2 cows	34		68		32,603		26	10	7,226	13	4,005	4	868	10	2,156	31	71
3 cows	25		75		40,858		24	10	14,692	15	5,959	———	———	———	———	24	110
4 cows	34	357	136	2,306	70,422	1,334,518	33	8	18,692	26	15,117	1	500	5	865	31	133
5 to 9 cows	230		1,693		888,378		229	50	173,204	186	220,992	2	450	12	1,592	225	1,977
10 to 14 cows	388	871	4,738	12,440	2,641,548	7,677,741	388	75	510,395	330	680,479	———	———	14	2,409	361	5,142
15 to 19 cows	420		7,036		4,117,191		420	103	918,789	345	997,177	———	———	11	1,843	416	7,662
20 to 29 cows	300	219	6,873	5,006	4,200,821	3,212,295	300	103	1,285,353	235	936,833	1	325	10	2,199	298	7,224
30 to 49 cows	52	43	1,790	1,427	1,133,119	939,519	52	16	260,236	45	261,535	———	———	———	———	52	1,976
50 to 74 cows	4	2	230	100	162,261	64,200	4	4	101,597	2	18,993	1	520	1	520	4	255
Lafayette																	
Total	2,118	2,155	34,442	32,203	20,501,345	18,087,493	2,036	1,947	18,619,720	136	194,473	15	11,782	65	14,785	2,125	35,716
None	xxx	xxx	xxx	xxx	xxx	xxx	xxx	xxx	xxx	xxx	xxx	xxx	xxx	xxx	xxx	47	532
1 cow	68	135	68	191	34,545	88,077	12	10	1,925	———	———	2	82	11	681	58	146
2 cows	38		76		35,360		23	22	15,299	2	252	———	———	———	———	32	105
3 cows	36		108		61,816		31	24	33,551	7	2,085	3	220	6	573	32	120
4 cows	32	424	128	2,860	65,859	1,448,763	31	30	54,872	1	432	2	95	3	305	29	144
5 to 9 cows	288		2,121		1,243,738		285	265	1,065,476	23	24,715	3	718	7	1,020	281	2,471
10 to 14 cows	472	1,016	5,740	14,398	3,410,570	8,074,157	472	447	3,015,238	32	46,381	———	———	6	226	468	6,042
15 to 19 cows	497		8,392		5,029,548		496	482	4,603,368	31	42,519	2	67	13	694	494	8,626
20 to 29 cows	529	468	12,337	10,828	7,333,795	6,155,963	528	512	6,729,011	35	53,319	3	10,600	16	11,204	526	12,089
30 to 49 cows	153	111	5,204	3,868	3,117,198	2,284,533	153	150	2,933,394	5	24,772	———	———	3	82	153	5,189
50 to 74 cows	5	1	268	58	168,936	36,000	5	5	167,586	———	———	———	———	———	———	5	252
Langlade																	
Total	1,598	1,581	14,393	13,359	9,063,159	8,869,392	1,456	1,415	8,152,372	53	30,403	6	807	70	11,828	1,606	15,882
None	xxx	xxx	xxx	xxx	xxx	xxx	xxx	xxx	xxx	xxx	xxx	xxx	xxx	xxx	xxx	29	74
1 cow	122	182	122	279	67,885	167,050	18	16	5,592	3	302	———	———	28	3,436	114	165
2 cows	81		162		89,584		48	35	28,220	12	3,854	5	707	30	5,458	79	200
3 cows	69		207		127,353		66	57	83,255	11	3,432	1	100	4	780	66	238
4 cows	83	777	332	4,874	187,793	3,154,274	83	79	148,422	8	3,468	———	———	1	138	79	329
5 to 9 cows	534		3,764		2,338,951		532	522	2,072,886	13	11,309	———	———	2	1,212	531	4,247
10 to 14 cows	485	588	5,644	7,389	3,522,919	4,957,684	485	482	3,237,994	5	7,740	———	———	4	468	484	6,142
15 to 19 cows	159		2,622		1,707,896		159	159	1,607,115	1	298	———	———	1	336	159	2,840
20 to 29 cows	56	29	1,230	635	808,959	426,179	56	56	755,349	———	———	———	———	———	———	56	1,319
30 to 49 cows	9	4	310	130	219,859	85,205	9	9	213,539	———	———	———	———	———	———	9	328
50 to 74 cows	———	1	———	52	———	79,000	———	———	———	———	———	———	———	———	———	———	———
Lincoln																	
Total	1,734	1,524	16,510	13,549	9,819,659	9,007,175	1,595	1,327	7,895,796	296	325,594	13	3,569	102	13,929	1,735	17,955
None	xxx	xxx	xxx	xxx	xxx	xxx	xxx	xxx	xxx	xxx	xxx	xxx	xxx	xxx	xxx	28	161
1 cow	125	173	125	272	62,914	171,215	17	11	2,623	6	841	———	———	32	2,319	119	161
2 cows	106		212		100,223		85	49	30,979	35	6,865	4	746	22	2,768	103	257
3 cows	88		264		138,654		85	56	70,112	28	10,453	1	52	14	1,593	84	309
4 cows	75	719	300	4,455	156,531	2,920,850	72	49	81,222	25	14,517	2	200	7	1,054	71	318
5 to 9 cows	537		3,827		2,246,170		534	428	1,622,560	117	120,122	3	1,990	20	4,551	532	4,285
10 to 14 cows	491	569	5,796	7,336	3,425,538	4,912,317	490	442	2,863,121	57	97,749	2	551	5	1,504	489	6,300
15 to 19 cows	211		3,448		2,067,880		211	196	1,772,601	21	51,913	———	———	———	———	209	3,629
20 to 29 cows	79	58	1,767	1,328	1,137,608	901,053	79	74	988,826	7	23,134	1	30	2	160	78	1,751
30 to 49 cows	22	5	771	158	484,141	101,740	22	22	463,752	———	———	———	———	———	———	22	804

TABLE 19.—COWS MILKED AND MILK PRODUCED, 1939 AND 1929; DAIRY PRODUCTS SOLD AND BUTTER CHURNED, 1939; AND COWS KEPT FOR MILK APR. 1, 1940; BY NUMBER OF COWS MILKED, BY COUNTIES—Continued

(For explanation and definitions, see text)

STATE OR COUNTY AND NUMBER OF COWS MILKED	COWS MILKED				MILK PRODUCED (GALLONS)		DAIRY PRODUCTS SOLD, 1939						BUTTER CHURNED ON FARMS, 1939		COWS KEPT MAINLY FOR MILK PRODUCTION, APR. 1, 1940	
	Farms reporting		Number					Whole milk sold		Cream sold		Butter sold				
	1939	1929	1939	1929	1939	1929	Farms reporting	Farms reporting	Gallons	Farms reporting	Pounds of butterfat	Farms reporting	Pounds	Farms reporting	Pounds	Farms reporting	Number
WISCONSIN—Con.																	
Manitowoc																	
Total	3,571	3,605	45,120	40,777	33,906,982	29,835,963	3,530	3,524	31,854,549	25	61,957	7	8,505	49	14,465	3,537	48,031
None	xxx	xxx	xxx	xxx	xxx	xxx	xxx	xxx	xxx	xxx	xxx	xxx	xxx	xxx	xxx	11	73
1 cow	51	135	51	206	29,970	140,439	25	25	9,026	———	———	———	———	7	1,066	46	68
2 cows	50		100		55,622		40	40	39,953	———	———	———	———	6	400	46	116
3 cows	54		162		105,522		53	53	85,867	———	———	1	384	2	684	52	201
4 cows	70	1,144	280	7,685	182,090	5,589,265	69	69	164,771	———	———	———	———	———	———	70	328
5 to 9 cows	782		5,823		4,196,984		779	778	3,918,704	2	2,848	———	———	4	206	768	6,345
10 to 14 cows	1,419	2,134	17,065	28,144	12,621,278	20,696,579	1,419	1,417	11,907,477	5	4,759	2	454	12	2,036	1,410	18,424
15 to 19 cows	778		12,954		9,850,554		778	778	9,317,179	6	14,614	2	500	8	1,142	769	13,557
20 to 29 cows	334	177	7,495	3,926	5,913,075	2,923,187	334	331	5,559,853	10	26,748	1	3	9	1,767	332	7,683
30 to 49 cows	30	15	1,027	507	788,821	402,974	30	30	733,599	———	———	———	———	———	———	30	1,061
50 to 74 cows	3	2	185	111	165,268	85,519	3	3	100,320	2	12,988	1	7,164	1	7,164	3	175
Marathon																	
Total	6,089	6,049	73,110	65,685	46,164,866	43,486,995	5,903	5,800	42,652,565	130	157,322	17	9,389	99	20,535	6,111	80,865
None	xxx	xxx	xxx	xxx	xxx	xxx	xxx	xxx	xxx	xxx	xxx	xxx	xxx	xxx	xxx	69	512
1 cow	185	389	185	746	83,550	465,334	40	37	14,291	———	———	4	115	27	1,606	158	287
2 cows	128		256		122,223		85	77	65,626	7	1,109	2	300	18	2,474	124	346
3 cows	121		363		182,243		113	101	129,140	16	4,241	1	100	10	898	116	444
4 cows	176	2,071	704	13,993	369,130	8,866,155	172	165	314,243	7	3,476	2	190	4	554	174	816
5 to 9 cows	1,474		10,705		6,177,768		1,470	1,428	5,497,078	47	30,141	4	394	12	1,048	1,464	12,430
10 to 14 cows	2,198	3,254	28,382	42,985	16,561,810	28,886,174	2,198	2,179	15,434,511	25	39,908	1	170	18	3,884	2,185	29,094
15 to 19 cows	1,211		20,030		12,943,672		1,211	1,204	12,141,512	12	27,528	1	250	3	1,190	1,206	21,584
20 to 29 cows	552	305	12,289	6,854	8,135,537	4,543,580	552	548	7,600,611	14	42,071	1	870	5	1,581	551	13,029
30 to 49 cows	60	26	2,003	887	1,409,320	579,211	60	60	1,325,253	1	182	———	———	1	100	60	2,125
50 to 74 cows	4	3	215	152	179,615	86,541	4	3	132,320	1	8,666	1	7,000	1	7,200	4	196
75 to 99 cows	———	1	———	88	———	60,000	———	———	———	———	———	———	———	———	———	———	———
Marinette																	
Total	2,305	2,105	19,089	15,369	11,508,987	9,728,736	2,058	1,679	9,469,037	402	369,676	24	5,360	276	31,824	2,329	21,403
None	xxx	xxx	xxx	xxx	xxx	xxx	xxx	xxx	xxx	xxx	xxx	xxx	xxx	xxx	xxx	54	239
1 cow	188	315	188	485	81,387	286,835	27	17	6,246	8	842	5	285	75	6,167	178	243
2 cows	145		286		129,769		89	41	31,904	47	10,659	4	999	56	6,360	142	355
3 cows	153		399		207,644		117	67	96,701	48	18,366	5	326	26	2,519	127	461
4 cows	140	1,208	560	7,327	269,841	4,482,231	136	79	131,534	59	31,031	1	200	25	2,094	138	644
5 to 9 cows	858		6,019		3,369,360		847	690	2,545,257	168	161,598	8	2,870	71	11,320	849	6,842
10 to 14 cows	572	548	6,645	6,744	4,231,481	4,378,305	571	529	3,755,670	48	89,330	———	———	17	1,716	570	7,221
15 to 19 cows	197		3,238		1,977,320		197	183	1,756,537	16	42,437	1	700	4	1,218	197	3,502
20 to 29 cows	67	29	1,499	655	1,052,086	450,495	67	67	981,399	6	11,196	———	———	4	430	67	1,632
30 to 49 cows	7	4	255	128	180,099	75,059	7	6	163,789	2	4,217	———	———	———	———	7	264
50 to 74 cows	———	1	———	50	———	55,811	———	———	———	———	———	———	———	———	———	———	———
Marquette																	
Total	1,199	1,221	9,499	9,070	4,099,246	4,545,512	1,146	137	473,315	1,018	1,109,099	5	2,005	29	4,617	1,186	11,203
None	xxx	xxx	xxx	xxx	xxx	xxx	xxx	xxx	xxx	xxx	xxx	xxx	xxx	xxx	xxx	17	96
1 cow	47	105	47	163	17,385	81,727	10	2	290	9	1,218	———	———	8	533	45	81
2 cows	68		136		46,088		59	14	6,183	47	9,677	1	15	4	165	62	164
3 cows	58		174		66,591		56	6	5,473	50	17,620	1	400	2	700	51	183
4 cows	71	824	284	5,235	114,744	2,472,629	71	7	9,226	64	29,104	———	———	———	———	70	360
5 to 9 cows	596		4,256		1,786,700		593	60	182,353	534	479,267	2	1,450	12	2,993	588	5,111
10 to 14 cows	281	282	3,236	3,407	1,387,229	1,829,981	279	33	166,578	247	390,179	1	140	3	226	280	3,717
15 to 19 cows	61		990		471,306		61	12	76,212	51	116,319	———	———	———	———	58	1,024
20 cows and over	17	10	396	265	209,403	161,175	17	3	27,000	16	65,715	———	———	———	———	17	467
Milwaukee																	
Total	992	1,150	7,191	7,473	5,119,214	5,372,119	733	699	4,494,709	15	8,627	47	29,214	210	50,235	976	7,775
None	xxx	xxx	xxx	xxx	xxx	xxx	xxx	xxx	xxx	xxx	xxx	xxx	xxx	xxx	xxx	10	37
1 cow	248	413	248	537	132,650	253,852	54	46	9,648	1	288	9	601	89	7,763	232	277
2 cows	118		236		113,282		66	58	25,940	1	582	13	1,954	57	8,353	117	264
3 cows	46		138		80,529		36	31	37,771	2	475	9	2,182	20	4,703	45	140
4 cows	34	447	136	2,739	81,097	1,960,691	33	30	61,547	3	365	3	947	7	1,859	32	148
5 to 9 cows	240		1,710		1,171,154		238	229	1,063,808	3	1,726	10	2,841	25	6,024	236	1,809
10 to 14 cows	183	259	2,165	3,337	1,573,970	2,494,019	183	183	1,483,980	1	129	1	2,500	8	3,248	182	2,341
15 to 19 cows	80		1,352		995,949		80	79	944,937	1	3,381	———	———	2	51	79	1,446
20 to 29 cows	37	26	845	599	672,627	419,939	37	37	633,614	2	1,511	1	25	1	50	37	894
30 cows and over	6	5	381	261	297,996	243,618	6	6	233,464	1	370	1	18,184	1	18,184	6	417
Monroe																	
Total	3,074	3,108	38,410	37,214	22,894,960	22,939,187	2,969	889	6,067,607	2,157	5,214,175	11	2,645	83	10,708	3,058	41,843
None	xxx	xxx	xxx	xxx	xxx	xxx	xxx	xxx	xxx	xxx	xxx	xxx	xxx	xxx	xxxx	43	388
1 cow	103	154	103	252	47,799	121,301	27	14	5,751	11	1,925	2	150	30	2,971	91	124
2 cows	77		154		71,512		56	22	15,440	35	9,855	1	100	16	2,270	72	189
3 cows	54		162		78,361		51	27	36,615	24	8,809	2	200	7	940	53	188
4 cows	70	928	280	6,199	151,616	3,683,111	70	27	44,085	45	25,816	———	———	———	———	68	356
5 to 9 cows	665		4,815		2,688,350		661	227	860,282	451	561,490	2	420	13	1,659	647	5,463
10 to 14 cows	1,042	1,715	12,516	23,220	7,412,329	14,388,311	1,041	288	1,878,598	783	1,730,155	2	1,525	10	2,074	1,032	13,685
15 to 19 cows	695		11,548		6,827,983		695	176	1,612,887	539	1,677,150	1	50	5	444	689	12,301
20 to 29 cows	325	277	7,552	6,219	4,552,888	3,888,156	325	92	1,283,926	240	1,029,887	1	200	2	350	320	7,557
30 to 49 cows	43	30	1,484	1,038	904,122	675,855	43	16	330,023	29	169,110	———	———	———	———	43	1,592
50 to 74 cows	———	3	———	156	———	116,993	———	———	———	———	———	———	———	———	———	———	———
75 to 99 cows	———	———	———	———	———	———	———	———	———	———	———	———	———	———	———	———	———
100 to 199 cows	———	1	———	150	———	67,500	———	———	———	———	———	———	———	———	———	———	———

TABLE 19.—COWS MILKED AND MILK PRODUCED, 1939 AND 1929; DAIRY PRODUCTS SOLD AND BUTTER CHURNED, 1939; AND COWS KEPT FOR MILK APR. 1, 1940; BY NUMBER OF COWS MILKED, BY COUNTIES—Continued

(For explanation and definitions, see text)

STATE OR COUNTY AND NUMBER OF COWS MILKED	COWS MILKED				MILK PRODUCED (GALLONS)		DAIRY PRODUCTS SOLD, 1939							BUTTER CHURNED ON FARMS, 1939		COWS KEPT MAINLY FOR MILK PRODUCTION, APR. 1, 1940	
	Farms reporting		Number					Whole milk sold		Cream sold		Butter sold					
	1939	1929	1939	1929	1939	1929	Farms reporting	Farms reporting	Gallons	Farms reporting	Pounds of butterfat	Farms reporting	Pounds	Farms reporting	Pounds	Farms reporting	Number
WISCONSIN—Con.																	
Oconto																	
Total	2,811	2,671	29,886	24,571	19,629,305	16,350,298	2,731	2,674	18,232,879	64	81,932	24	4,055	82	12,589	2,797	32,483
None	xxx	xxx	xxx	xxx	xxx	xxx	xxx	xxx	xxx	xxx	xxx	xxx	xxx	xxx	xxx	35	280
1 cow	83	176	83	272	38,519	160,854	33	26	8,436	2	275	7	678	26	2,667	72	101
2 cows	87		174		83,588		67	59	48,565	4	747	9	1,001	20	3,330	83	192
3 cows	77		231		120,836		75	65	89,029	8	3,478	5	976	9	1,359	74	273
4 cows	116	1,342	464	8,776	251,927	5,891,412	114	109	209,302	6	2,856	1	200	6	1,081	111	540
5 to 9 cows	890		6,462		4,016,639		886	867	3,614,676	25	24,938	1	400	17	2,890	878	7,140
10 to 14 cows	979	1,075	11,554	13,664	7,558,885	9,185,018	977	971	7,062,052	11	15,221	1	800	5	1,182	969	12,512
15 to 19 cows	391		6,459		4,347,969		391	391	4,156,131	2	6,100	-----	-------	1	80	388	6,761
20 to 29 cows	167	68	3,757	1,526	2,702,098	1,104,670	167	165	2,552,742	5	20,757	-----	-------	------	-------	166	3,917
30 to 49 cows	21	10	722	333	528,844	208,364	21	21	491,946	1	7,560	-----	-------	------	-------	21	787
Oneida																	
Total	626	657	3,442	3,171	1,864,972	1,930,829	472	242	735,170	289	198,137	55	13,660	371	55,427	603	3,583
None	xxx	xxx	xxx	xxx	xxx	xxx	xxx	xxx	xxx	xxx	xxx	xxx	xxx	xxx	xxx	7	20
1 cow	117	206	117	311	72,614	192,500	24	12	2,892	8	687	7	409	86	9,856	103	138
2 cows	96		192		96,708		54	26	10,687	28	5,707	4	391	73	8,466	91	192
3 cows	67		201		91,797		59	23	11,144	41	10,859	13	1,554	43	6,373	64	198
4 cows	69	393	276	1,992	148,466	1,187,019	62	27	34,374	40	17,604	8	1,672	39	6,198	69	298
5 to 9 cows	181		1,225		652,468		177	85	204,435	117	89,944	18	4,225	100	14,588	177	1,280
10 to 14 cows	61	50	695	654	388,110	420,293	61	38	171,585	39	45,574	3	1,829	24	5,677	60	720
15 to 19 cows	18		302		165,912		18	17	127,965	6	6,737	-----	-------	3	479	17	313
20 to 29 cows	14	5	324	117	176,147	76,292	14	12	125,753	8	10,854	2	3,580	3	3,790	12	300
30 to 49 cows	3	3	110	97	72,750	54,725	3	2	46,335	2	10,191	-----	-------	------	-------	3	124
Outagamie																	
Total	3,297	3,298	45,379	38,879	33,464,769	27,010,085	3,222	3,202	31,485,864	28	59,995	19	19,136	41	24,007	3,291	48,744
None	xxx	xxx	xxx	xxx	xxx	xxx	xxx	xxx	xxx	xxx	xxx	xxx	xxx	xxx	xxx	24	154
1 cow	81	165	81	248	49,053	141,184	17	15	7,378	1	20	4	276	14	1,480	75	125
2 cows	54		108		65,014		46	41	35,835	2	640	5	490	10	1,907	51	110
3 cows	51		153		90,363		50	50	72,914	------	-------	------	-------	3	336	51	186
4 cows	80	960	320	6,495	211,368	4,390,790	80	79	182,802	1	960	1	400	1	400	80	394
5 to 9 cows	556		4,109		2,918,603		555	550	2,689,551	10	11,061	3	905	3	1,496	548	4,569
10 to 14 cows	1,144	1,892	13,944	25,253	10,305,981	17,640,881	1,144	1,144	9,743,818	3	718	2	272	3	1,300	1,138	15,005
15 to 19 cows	832		13,956		10,345,642		832	828	9,798,842	6	18,418	1	2,090	3	2,235	827	14,905
20 to 29 cows	396	247	8,975	5,560	6,679,173	3,923,395	396	395	6,381,248	1	6,863	1	100	2	250	394	9,508
30 to 49 cows	95	30	3,258	1,078	2,392,302	737,129	94	92	2,205,216	3	20,560	1	2,800	1	2,800	95	3,317
50 cows and over	8	4	475	245	409,270	176,706	8	8	368,262	1	755	1	11,803	1	11,803	8	471
Ozaukee																	
Total	1,361	1,434	16,237	15,293	11,319,810	11,072,607	1,293	1,262	10,780,586	28	58,485	15	6,388	39	10,024	1,345	17,892
None	xxx	xxx	xxx	xxx	xxx	xxx	xxx	xxx	xxx	xxx	xxx	xxx	xxx	xxx	xxx	10	82
1 cow	63	98	63	136	27,023	79,536	12	7	3,192	------	----------	5	515	20	2,185	50	61
2 cows	33		66		39,048		22	18	16,549	------	----------	5	970	9	2,132	30	68
3 cows	24		72		43,881		23	23	37,871	------	----------	1	700	1	700	24	85
4 cows	22	513	88	3,445	48,363	2,555,148	19	17	38,107	2	533	1	1,000	2	1,260	21	94
5 to 9 cows	322		2,346		1,531,501		321	317	1,469,781	3	2,793	3	3,203	4	3,526	318	2,645
10 to 14 cows	483	734	5,732	9,573	3,974,164	6,975,944	482	473	3,783,923	11	25,621	------	-------	1	166	479	6,209
15 to 19 cows	276		4,542		3,226,242		276	270	3,080,390	9	20,099	------	-------	1	50	275	4,986
20 to 29 cows	121	76	2,760	1,710	2,006,585	1,168,347	121	120	1,942,984	3	9,439	------	-------	------	-------	121	3,043
30 to 49 cows	17	13	568	429	423,005	293,632	17	17	407,789	------	----------	------	-------	1	5	17	619
Pepin																	
Total	860	893	8,834	8,792	4,857,907	4,607,508	834	52	169,193	803	1,386,012	3	135	35	3,443	866	9,718
None	xxx	xxx	xxx	xxx	xxx	xxx	xxx	xxx	xxx	xxx	xxx	xxx	xxx	xxx	xxx	18	114
1 cow	23	68	23	101	12,435	54,842	4	------	----------	3	420	1	15	7	723	21	31
2 cows	31		62		34,743		25	3	2,090	23	6,370	------	-------	8	904	31	80
3 cows	32		96		55,061		32	5	4,150	29	11,385	------	-------	5	544	31	115
4 cows	39	394	156	2,512	85,520	1,256,385	39	7	13,315	33	18,900	------	-------	1	130	36	164
5 to 9 cows	305		2,236		1,163,175		305	16	55,664	294	326,498	2	120	8	723	302	2,464
10 to 14 cows	266	382	3,097	4,987	1,716,093	2,676,285	265	14	52,754	260	476,354	------	-------	5	369	263	3,365
15 to 19 cows	112		1,849		1,026,271		112	4	12,330	111	310,131	------	-------	1	50	112	1,991
20 to 29 cows	43	40	967	909	543,557	486,980	43	3	28,890	41	164,539	------	-------	------	-------	43	1,029
30 cows and over	9	9	348	283	221,052	133,016	9	------	----------	9	71,417	------	-------	------	-------	9	363
Pierce																	
Total	2,647	2,861	27,752	27,231	16,880,446	16,446,910	2,587	729	4,373,010	1,959	3,725,835	11	4,578	63	12,230	2,650	30,060
None	xxx	xxx	xxx	xxx	xxx	xxx	xxx	xxx	xxx	xxx	xxx	xxx	xxx	xxx	xxx	26	168
1 cow	61	198	61	305	30,940	170,372	26	6	1,846	21	3,678	------	-------	9	909	57	91
2 cows	84		168		83,024		75	20	15,322	54	13,494	5	378	8	973	80	194
3 cows	66		198		107,160		62	13	15,769	50	23,430	------	-------	4	325	63	235
4 cows	110	1,317	440	8,342	226,462	4,915,431	103	23	38,913	83	50,897	1	500	4	876	107	476
5 to 9 cows	913		6,627		3,822,864		908	213	816,886	717	889,720	------	-------	14	2,260	908	7,510
10 to 14 cows	890	1,223	10,380	15,778	6,377,022	9,645,881	890	263	1,606,474	665	1,427,964	4	3,440	18	5,936	888	11,045
15 to 19 cows	354		5,880		3,651,888		354	119	931,433	257	802,137	1	260	4	726	353	6,223
20 to 29 cows	149	113	3,304	2,500	2,168,503	1,532,136	149	59	749,768	100	437,561	------	-------	2	225	148	3,415
30 cows and over	20	10	694	306	442,783	183,090	20	13	198,599	12	76,954	------	-------	------	-------	20	703

TABLE 19.—COWS MILKED AND MILK PRODUCED, 1939 AND 1929; DAIRY PRODUCTS SOLD AND BUTTER CHURNED, 1939; AND COWS KEPT FOR MILK APR. 1, 1940; BY NUMBER OF COWS MILKED, BY COUNTIES—Continued

(For explanation and definitions, see text)

STATE OR COUNTY AND NUMBER OF COWS MILKED	COWS MILKED				MILK PRODUCED (GALLONS)		DAIRY PRODUCTS SOLD, 1939						BUTTER CHURNED ON FARMS, 1939		COWS KEPT MAINLY FOR MILK PRODUCTION, APR. 1, 1940	
	Farms reporting		Number					Whole milk sold		Cream sold		Butter sold				
	1939	1929	1939	1929	1939	1929	Farms reporting	Farms reporting	Gallons	Farms reporting	Pounds of butterfat	Farms reporting	Pounds	Farms reporting	Pounds	Farms reporting	Number
WISCONSIN—Con.																	
Polk																	
Total	3,677	3,909	38,992	39,078	25,578,971	26,024,007	3,543	2,171	14,742,833	1,575	3,144,062	13	7,488	68	16,852	3,714	43,071
None	xxx	xxx	xxx	xxx	xxx	xxx	xxx	xxx	xxx	xxx	xxx	xxx	xxx	xxx	xxx	87	688
1 cow	118	315	118	475	59,255	270,006	40	28	9,300	11	1,642	1	270	12	1,097	108	237
2 cows	136		272		140,259		96	53	46,491	42	11,350	3	714	14	2,494	129	364
3 cows	113		339		187,782		107	59	84,560	48	22,748	———	———	4	442	109	393
4 cows	151	1,595	604	10,224	337,923	6,505,985	149	87	172,440	64	39,698	2	1,000	9	2,786	149	704
5 to 9 cows	1,116		8,128		5,148,389		1,112	638	2,688,597	523	710,750	2	374	9	2,110	1,104	9,036
10 to 14 cows	1,242	1,799	14,593	23,660	9,535,793	15,940,718	1,238	768	5,445,826	555	1,183,385	3	3,830	12	5,256	1,229	15,761
15 to 19 cows	573		9,450		6,334,382		573	382	3,877,553	237	737,170	2	1,300	7	2,637	571	10,166
20 to 29 cows	194	182	4,350	4,037	3,039,801	2,825,124	194	130	1,870,750	83	361,470	———	———	1	30	194	4,534
30 cows and over	34	20	1,138	682	795,587	482,174	34	26	569,336	12	75,849	———	———	———	———	33	1,188
Portage																	
Total	2,855	2,828	21,938	22,862	11,857,229	13,049,566	2,458	1,773	8,021,122	738	987,588	13	5,787	94	10,899	2,828	24,548
None	xxx	xxx	xxx	xxx	xxx	xxx	xxx	xxx	xxx	xxx	xxx	xxx	xxx	xxx	xxx	31	222
1 cow	152	298	152	461	55,395	217,397	26	16	6,120	10	1,157	2	80	25	1,289	133	170
2 cows	115		230		85,901		65	46	30,799	16	4,777	3	98	29	2,013	105	287
3 cows	128		384		172,454		117	89	99,760	30	12,713	3	125	9	458	123	477
4 cows	190	1,637	760	10,072	354,334	5,746,562	184	139	221,679	49	25,889	2	760	7	993	188	895
5 to 9 cows	1,203		8,301		4,177,983		1,201	791	2,436,960	428	458,742	———	———	18	1,244	1,193	9,522
10 to 14 cows	565	813	6,508	10,226	3,585,451	8,017,402	565	439	2,509,034	146	292,777	1	300	4	462	560	7,092
15 to 19 cows	210		3,451		2,104,171		210	172	1,598,079	46	137,229	1	3,884	1	3,900	205	3,631
20 to 29 cows	80	70	1,772	1,573	1,084,420	872,658	80	71	891,651	13	54,304	1	540	1	540	80	1,842
30 cows and over	10	10	380	330	237,140	195,547	10	10	227,040	———	———	———	———	———	———	10	410
Price																	
Total	2,092	1,791	15,114	11,792	8,211,319	7,323,367	1,927	1,618	6,231,459	354	352,171	20	7,688	168	22,485	2,086	15,873
None	xxx	xxx	xxx	xxx	xxx	xxx	xxx	xxx	xxx	xxx	xxx	xxx	xxx	xxx	xxx	32	96
1 cow	153	227	153	354	73,755	194,696	33	22	6,161	5	484	7	451	42	3,508	138	204
2 cows	147		294		139,276		116	83	59,111	29	4,624	6	702	36	3,513	141	347
3 cows	143		429		215,474		135	102	127,358	35	10,955	2	155	17	1,606	140	463
4 cows	161	1,209	644	6,935	349,187	4,224,171	159	128	228,360	38	16,283	1	900	13	1,874	159	698
5 to 9 cows	957		6,551		3,545,462		954	817	2,684,398	169	163,607	1	330	46	4,941	950	6,931
10 to 14 cows	397	342	4,579	4,167	2,509,104	2,709,202	398	344	1,972,357	61	110,358	3	5,150	12	6,653	395	4,669
15 to 19 cows	98		1,618		917,771		98	90	764,881	13	28,848	———	———	1	365	98	1,653
20 to 29 cows	33	11	745	256	407,650	153,932	33	29	334,974	6	17,012	———	———	1	25	32	726
30 to 49 cows	3	2	101	80	55,660	41,366	3	3	53,881	———	———	———	———	———	———	3	88
Racine																	
Total	1,650	1,653	19,849	18,526	14,521,625	13,079,642	1,419	1,372	13,624,703	44	67,625	29	10,036	162	25,202	1,639	21,513
None	xxx	xxx	xxx	xxx	xxx	xxx	xxx	xxx	xxx	xxx	xxx	xxx	xxx	xxx	xxx	30	278
1 cow	190	256	190	327	93,962	153,964	29	25	5,293	———	———	4	536	69	6,435	174	279
2 cows	88		176		79,135		42	38	21,249	2	310	6	408	40	4,004	81	205
3 cows	53		159		84,599		38	32	48,595	3	602	5	1,338	16	2,890	50	162
4 cows	46	518	184	3,391	110,271	2,213,177	42	34	76,358	5	2,590	5	1,021	9	2,053	45	202
5 to 9 cows	297		2,184		1,479,567		292	282	1,355,766	15	11,670	3	1,976	11	3,681	292	2,443
10 to 14 cows	423	682	5,018	9,125	3,645,142	6,562,788	423	414	3,439,011	10	18,671	3	3,292	10	4,050	416	5,405
15 to 19 cows	271		4,495		3,309,695		271	268	3,172,990	4	8,540	2	1,425	5	1,999	270	4,619
20 to 29 cows	218	176	4,984	3,999	3,752,953	2,869,384	218	216	3,629,483	2	9,979	1	40	2	90	217	5,364
30 to 49 cows	56	37	1,931	1,344	1,550,367	1,068,079	56	55	1,481,648	2	9,599	———	———	———	———	56	1,996
50 cows and over	8	4	528	340	415,954	212,250	8	8	394,310	1	5,664	———	———	———	———	8	560
Richland																	
Total	2,289	2,337	36,204	33,588	21,260,551	20,634,177	2,262	2,110	18,255,095	200	555,688	1	350	10	2,096	2,304	37,633
None	xxx	xxx	xxx	xxx	xxx	xxx	xxx	xxx	xxx	xxx	xxx	xxx	xxx	xxx	xxx	55	730
1 cow	27	85	27	117	15,054	64,960	9	8	4,205	1	100	———	———	2	330	20	38
2 cows	24		48		30,702		21	20	22,022	1	480	———	———	1	25	24	57
3 cows	22		66		35,610		22	21	30,453	1	300	———	———	———	———	20	62
4 cows	30	463	120	3,173	72,958	1,848,675	28	28	59,065	1	335	———	———	———	———	29	171
5 to 9 cows	276		2,051		1,188,966		273	255	1,009,129	19	30,262	———	———	1	5	265	2,186
10 to 14 cows	648	1,522	7,940	18,853	4,560,644	11,658,243	648	608	3,963,551	48	97,860	1	350	2	871	638	8,230
15 to 19 cows	663		11,160		6,613,532		663	619	5,777,266	60	154,154	———	———	2	800	658	11,505
20 to 29 cows	505	402	11,608	9,110	6,913,628	5,701,377	504	467	5,881,734	56	203,095	———	———	1	15	502	11,511
30 cows and over	94	67	3,184	2,355	1,829,657	1,360,922	94	84	1,507,870	13	69,102	———	———	1	50	93	3,143
Rock																	
Total	3,012	3,122	40,067	35,852	27,691,360	23,811,659	2,855	2,721	25,507,138	145	262,452	10	1,089	66	8,492	3,024	45,662
None	xxx	xxx	xxx	xxx	xxx	xxx	xxx	xxx	xxx	xxx	xxx	xxx	xxx	xxx	xxx	67	596
1 cow	135	244	135	336	64,623	184,373	14	11	2,390	———	———	3	275	24	2,177	112	212
2 cows	73		146		67,493		40	32	21,719	8	1,614	5	241	13	1,439	66	223
3 cows	47		141		78,476		42	39	55,282	5	1,443	———	———	5	775	46	177
4 cows	81	1,108	324	7,207	193,080	4,493,726	77	69	149,687	8	5,355	2	123	5	590	78	345
5 to 9 cows	826		4,547		2,893,350		817	579	2,527,881	41	51,333	1	400	6	1,299	617	5,159
10 to 14 cows	905	1,409	10,743	19,019	7,374,849	12,855,485	900	873	6,767,521	34	67,155	1	50	9	1,848	897	11,414
15 to 19 cows	610		10,139		7,170,527		610	595	6,704,795	21	54,336	———	———	2	308	608	10,841
20 to 29 cows	414	289	9,372	6,593	6,506,813	4,399,002	414	403	6,115,589	20	60,117	———	———	2	56	413	9,810
30 to 49 cows	106	69	3,623	2,409	2,613,051	1,723,073	106	105	2,503,460	2	5,925	———	———	———	———	106	3,907
50 cows and over	15	5	897	288	729,098	196,000	15	15	659,014	4	15,176	———	———	———	———	14	978

TABLE 19.—COWS MILKED AND MILK PRODUCED, 1939 AND 1929; DAIRY PRODUCTS SOLD AND BUTTER CHURNED, 1939; AND COWS KEPT FOR MILK APR. 1, 1940; BY NUMBER OF COWS MILKED, BY COUNTIES—Continued

(For explanation and definitions, see text)

STATE OR COUNTY AND NUMBER OF COWS MILKED	COWS MILKED				MILK PRODUCED (GALLONS)		DAIRY PRODUCTS SOLD, 1939							BUTTER CHURNED ON FARMS, 1939		COWS KEPT MAINLY FOR MILK PRODUCTION, APR. 1, 1940	
	Farms reporting		Number					Whole milk sold		Cream sold		Butter sold					
	1939	1929	1939	1929	1939	1929	Farms reporting	Farms reporting	Gallons	Farms reporting	Pounds of butterfat	Farms reporting	Pounds	Farms reporting	Pounds	Farms reporting	Number
WISCONSIN—Con.																	
Rusk																	
Total	2,223	1,905	22,250	15,362	13,218,115	9,574,410	2,112	2,081	12,098,889	52	66,236	9	3,709	52	8,461	2,206	24,827
None	xxx	xxx	xxx	xxx	xxx	xxx	xxx	xxx	xxx	xxx	xxx	xxx	xxx	xxx	xxx	27	118
1 cow	99	190	99	302	47,287	161,347	22	21	7,075	1	60	4	108	28	2,442	88	165
2 cows	82		164		74,128		60	57	41,152	3	320	2	113	10	1,507	77	212
3 cows	69		207		94,911		67	61	72,452	6	2,070	-----	-------	1	15	66	276
4 cows	91	1,087	364	6,612	188,878	4,067,909	89	87	161,913	2	799	-----	-------	1	144	88	417
5 to 9 cows	786		5,582		3,155,220		779	769	2,841,738	19	15,397	2	955	5	1,375	774	6,304
10 to 14 cows	679	580	7,983	7,338	4,748,381	4,667,071	678	674	4,395,334	11	16,666	-----	-------	5	415	673	8,834
15 to 19 cows	288		4,778		2,927,137		288	283	2,711,349	8	19,123	-----	-------	-------	-------	284	5,115
20 to 29 cows	119	42	2,694	899	1,741,593	540,748	119	119	1,636,777	2	11,801	1	2,533	2	2,563	119	3,001
30 cows and over	10	6	379	211	240,580	137,335	10	10	233,099	-------	----------	-----	-------	-------	---------	10	385
St. Croix																	
Total	2,824	3,045	35,233	36,786	23,421,585	24,180,655	2,764	1,384	10,197,935	1,496	3,757,360	5	8,848	27	17,126	2,822	39,587
None	xxx	xxx	xxx	xxx	xxx	xxx	xxx	xxx	xxx	xxx	xxx	xxx	xxx	xxx	xxx	32	385
1 cow	63	133	63	200	32,585	107,941	17	8	3,015	7	1,341	2	38	11	1,680	61	96
2 cows	47		94		49,880		38	27	24,159	11	4,009	-----	-------	2	114	44	135
3 cows	37		111		66,772		32	18	31,780	14	7,565	-----	-------	1	30	34	134
4 cows	76	913	304	6,175	191,112	3,825,859	76	42	90,190	35	24,269	-----	-------	-------	---------	75	368
5 to 9 cows	621		4,635		3,018,132		621	329	1,372,007	317	449,639	-----	-------	-------	---------	609	5,320
10 to 14 cows	1,098	1,656	13,073	22,288	8,620,262	14,761,890	1,098	522	3,540,743	618	1,435,858	2	5,210	5	6,835	1,090	14,581
15 to 19 cows	570		9,416		6,251,297		570	268	2,621,163	323	1,037,434	1	3,600	4	4,791	568	10,362
20 to 29 cows	273	303	6,141	6,743	4,217,398	4,507,753	273	146	2,016,994	149	650,221	-----	-------	3	3,626	272	6,529
30 cows and over	39	40	1,396	1,380	974,147	977,212	39	24	497,884	22	147,026	-----	-------	1	50	39	1,479
Sauk																	
Total	3,168	3,324	41,014	39,903	24,240,403	24,109,629	3,079	1,554	12,104,810	1,468	3,334,935	112	189,568	142	211,368	3,181	43,666
None	xxx	xxx	xxx	xxx	xxx	xxx	xxx	xxx	xxx	xxx	xxx	xxx	xxx	xxx	xxx	37	329
1 cow	118	228	118	341	65,494	180,803	46	23	9,185	18	2,934	5	640	13	1,606	113	238
2 cows	79		158		80,688		69	36	29,470	28	8,739	5	1,720	10	2,894	77	179
3 cows	58		174		103,700		55	26	38,605	28	13,795	4	2,400	8	3,444	58	195
4 cows	63	1,023	252	6,756	131,042	3,860,638	61	20	33,078	32	22,093	11	8,600	11	9,800	62	284
5 to 9 cows	740		5,368		2,995,571		738	359	1,311,311	363	410,081	43	57,711	46	65,734	731	5,886
10 to 14 cows	958	1,639	11,493	22,469	6,843,928	13,504,444	958	470	3,163,845	481	1,009,059	25	55,397	29	60,355	954	12,179
15 to 19 cows	609		10,184		6,086,781		609	326	3,077,967	284	862,981	15	46,300	19	49,417	607	10,720
20 to 29 cows	462	388	10,448	8,763	6,119,591	5,576,556	462	268	3,492,541	196	749,078	4	16,800	6	18,118	461	10,730
30 to 49 cows	78	44	2,657	1,462	1,707,836	914,003	78	46	948,808	35	224,436	-----	-------	-------	---------	78	2,756
50 to 74 cows	3	2	162	112	105,772	73,185	3	-----	----------	3	31,739	-----	-------	-------	---------	3	170
Sawyer																	
Total	1,001	838	5,745	4,624	3,341,814	2,987,362	855	346	1,233,116	558	483,492	13	2,129	360	41,097	996	6,222
None	xxx	xxx	xxx	xxx	xxx	xxx	xxx	xxx	xxx	xxx	xxx	xxx	xxx	xxx	xxx	20	84
1 cow	130	197	130	309	72,352	208,069	28	13	3,342	13	1,586	3	133	76	5,847	121	177
2 cows	129		258		131,210		96	24	13,744	75	14,255	2	134	70	7,270	125	316
3 cows	103		309		166,203		98	33	37,661	67	23,169	4	642	42	4,609	100	340
4 cows	97	536	388	2,913	202,942	1,902,243	95	30	44,980	68	33,666	-----	-------	26	3,139	93	409
5 to 9 cows	384		2,628		1,562,609		381	153	511,160	254	265,433	4	1,220	120	16,316	381	2,820
10 to 14 cows	120	97	1,341	1,224	780,901	755,751	119	71	383,311	60	95,017	-----	-------	21	2,861	119	1,388
15 to 19 cows	28		464		274,421		28	13	115,172	17	43,914	-----	-------	4	1,005	27	475
20 to 29 cows	10	7	227	147	151,176	95,425	10	9	123,746	4	6,452	-----	-------	1	50	10	213
30 to 49 cows	-------	1	-------	31	----------	25,874	------	-----	----------	------	----------	-----	-------	------	---------	------	-------
Shawano																	
Total	3,513	3,580	42,067	39,188	29,554,521	26,349,689	3,425	3,398	27,638,156	36	62,464	23	4,467	62	10,496	3,516	46,913
None	xxx	xxx	xxx	xxx	xxx	xxx	xxx	xxx	xxx	xxx	xxx	xxx	xxx	xxx	xxx	45	353
1 cow	88	162	88	250	49,538	144,280	32	24	8,802	1	200	9	611	28	2,538	82	140
2 cows	76		152		79,614		58	52	43,267	1	450	5	889	15	2,284	71	176
3 cows	58		174		101,330		55	53	79,545	------	----------	2	663	3	880	58	223
4 cows	96	1,249	384	8,474	222,646	5,324,664	92	91	182,369	2	935	-----	-------	2	250	93	478
5 to 9 cows	821		6,051		3,981,721		815	812	3,631,087	3	2,459	3	494	5	1,978	807	6,895
10 to 14 cows	1,360	1,984	16,302	26,064	11,318,721	17,879,028	1,359	1,354	10,612,217	16	21,974	3	1,666	8	2,422	1,352	17,858
15 to 19 cows	734		12,107		8,737,528		734	731	8,246,919	11	23,782	1	144	1	144	729	15,248
20 to 29 cows	243	171	5,473	3,893	4,059,573	2,690,642	243	243	3,921,634	------	----------	-----	-------	------	---------	242	6,102
30 to 49 cows	34	13	1,167	457	860,769	285,981	34	34	835,306	1	2,664	-----	-------	------	---------	34	1,266
50 to 74 cows	3	1	169	50	123,081	25,094	3	2	77,010	1	10,000	-----	-------	------	---------	3	174
Sheboygan																	
Total	3,145	3,253	40,394	37,765	32,132,047	30,114,146	3,102	3,085	30,322,484	21	33,984	16	20,763	42	24,770	3,157	42,265
None	xxx	xxx	xxx	xxx	xxx	xxx	xxx	xxx	xxx	xxx	xxx	xxx	xxx	xxx	xxx	40	310
1 cow	54	203	54	304	29,600	207,897	22	20	9,642	------	----------	2	194	11	1,193	51	85
2 cows	67		134		89,258		59	55	87,124	2	712	4	135	7	780	63	137
3 cows	74		222		154,104		72	72	137,885	------	----------	-----	-------	------	---------	71	262
4 cows	72	962	288	6,379	203,532	5,000,165	72	71	181,419	------	----------	1	1,400	1	1,475	69	321
5 to 9 cows	662		4,900		3,861,616		661	656	3,584,091	6	6,604	1	1,040	4	1,296	651	5,256
10 to 14 cows	1,099	1,800	13,228	24,233	10,502,686	19,455,881	1,099	1,096	9,938,141	5	10,351	1	32	5	672	1,083	13,813
15 to 19 cows	743		12,390		9,915,747		743	743	9,421,629	4	7,618	4	288	9	970	735	12,637
20 to 29 cows	324	261	7,344	5,932	5,894,737	4,697,995	324	322	5,601,361	3	5,517	1	7,260	3	7,970	324	7,545
30 to 49 cows	46	26	1,808	865	1,323,897	705,464	46	46	1,248,641	------	----------	1	5,214	1	5,214	46	1,675
50 to 74 cows	4	1	226	52	156,870	46,744	4	4	132,551	1	3,182	1	5,200	1	5,200	4	244

TABLE 19.—COWS MILKED AND MILK PRODUCED, 1939 AND 1929; DAIRY PRODUCTS SOLD AND BUTTER CHURNED, 1939; AND COWS KEPT FOR MILK APR. 1, 1940; BY NUMBER OF COWS MILKED, BY COUNTIES—Continued

(For explanation and definitions, see text)

STATE OR COUNTY AND NUMBER OF COWS MILKED	COWS MILKED				MILK PRODUCED (GALLONS)		DAIRY PRODUCTS SOLD, 1939							BUTTER CHURNED ON FARMS, 1939		COWS KEPT MAINLY FOR MILK PRODUCTION, APR. 1, 1940	
	Farms reporting		Number					Whole milk sold		Cream sold		Butter sold					
	1939	1929	1939	1929	1939	1929	Farms reporting	Farms reporting	Gallons	Farms reporting	Pounds of butterfat	Farms reporting	Pounds	Farms reporting	Pounds	Farms reporting	Number
WISCONSIN—Con.																	
Taylor																	
Total	2,880	2,315	28,403	20,108	16,492,735	13,056,682	2,792	1,571	8,546,377	1,268	2,317,328	3	475	51	5,629	2,853	31,084
None	xxx	xxx	xxx	xxx	xxx	xxx	xxx	xxx	xxx	xxx	xxx	xxx	xxx	xxx	xxx	51	293
1 cow	98	165	98	249	49,849	137,380	33	14	5,112	20	3,387	———	———	10	978	86	148
2 cows	110		220		108,586		96	44	36,859	51	14,418	1	15	9	910	98	267
3 cows	95		285		132,513		92	55	67,207	56	16,833	1	100	3	356	93	342
4 cows	133	1,246	532	7,821	276,261	5,041,174	131	74	130,817	57	39,182	———	———	3	154	122	567
5 to 9 cows	1,037		7,348		4,062,101		1,035	578	1,996,559	474	597,368	———	———	10	1,374	1,012	8,066
10 to 14 cows	925	856	10,912	10,988	6,428,980	7,164,915	923	507	3,218,337	433	968,844	1	360	11	1,427	913	11,770
15 to 19 cows	334		5,539		3,322,270		334	204	1,860,714	139	423,047	———	———	3	195	332	5,855
20 to 29 cows	136	43	3,047	951	1,839,050	645,455	136	87	1,062,416	54	230,693	———	———	2	235	134	3,298
30 cows and over	12	3	422	99	273,125	67,758	12	8	168,356	4	23,556	———	———	———	———	12	488
Trempealeau																	
Total	2,842	2,931	34,883	35,187	19,705,771	20,287,724	2,771	433	2,878,368	2,387	4,735,453	18	7,110	340	72,812	2,846	38,319
None	xxx	xxx	xxx	xxx	xxx	xxx	xxx	xxx	xxx	xxx	xxx	xxx	xxx	xxx	xxx	49	402
1 cow	69	156	69	255	32,872	124,812	22	4	932	18	2,453	———	———	18	2,212	60	102
2 cows	63		126		68,488		51	11	10,704	42	11,580	———	———	9	1,352	58	146
3 cows	76		228		114,301		71	12	14,674	62	26,671	1	225	16	2,323	75	266
4 cows	75	868	300	5,747	155,549	3,116,824	73	18	31,272	57	32,073	1	156	14	2,094	73	339
5 to 9 cows	653		4,754		2,587,423		651	108	377,619	552	609,578	7	1,070	76	13,151	641	5,402
10 to 14 cows	1,002	1,586	12,042	21,648	6,547,695	12,677,255	999	145	925,444	872	1,609,292	2	516	124	24,213	994	13,236
15 to 19 cows	580		9,631		5,554,355		580	75	709,662	510	1,382,590	4	1,751	62	18,759	574	10,445
20 to 29 cows	292	289	6,561	6,443	3,905,507	3,727,801	292	49	594,253	249	917,312	2	3,112	20	8,458	290	6,825
30 to 49 cows	29	31	991	1,054	575,548	617,032	29	10	173,808	22	114,607	1	280	1	250	29	976
50 to 74 cows	3	1	181	60	164,033	24,000	3	1	40,000	3	29,297	———	———	———	———	3	180
Vernon																	
Total	3,719	3,738	48,776	42,285	26,440,857	22,783,868	3,656	1,813	12,123,723	1,955	4,221,308	1	450	29	3,699	3,706	51,628
None	xxx	xxx	xxx	xxx	xxx	xxx	xxx	xxx	xxx	xxx	xxx	xxx	xxx	xxx	xxx	45	463
1 cow	65	221	65	316	35,610	158,590	25	17	5,701	8	1,415	———	———	6	693	56	88
2 cows	66		132		64,969		55	22	19,944	33	9,700	———	———	6	746	59	148
3 cows	53		159		76,131		50	26	28,038	26	11,063	———	———	2	310	51	176
4 cows	77	1,205	308	8,001	169,154	4,197,515	76	25	46,418	52	34,591	1	450	3	630	73	360
5 to 9 cows	749		5,553		2,930,492		747	360	1,253,665	401	478,446	———	———	2	250	733	6,168
10 to 14 cows	1,321	2,038	15,997	27,456	6,582,216	14,939,407	1,317	635	3,708,833	723	1,441,872	———	———	3	232	1,310	16,969
15 to 19 cows	910		15,049		8,238,035		909	464	3,861,468	479	1,307,388	———	———	5	716	906	15,519
20 to 29 cows	418	250	9,401	5,652	5,143,498	3,054,036	417	225	2,546,622	205	780,282	———	———	2	122	414	9,642
30 to 49 cows	57	23	1,920	785	1,086,752	431,920	57	37	613,334	25	154,651	———	———	———	———	56	1,873
50 cows and over	3	1	192	55	114,000	2,400	3	2	39,700	3	21,900	———	———	———	———	3	222
Vilas																	
Total	341	379	1,326	1,480	696,470	811,874	222	125	163,645	149	89,192	32	4,643	265	37,752	332	1,315
None	xxx	xxx	xxx	xxx	xxx	xxx	xxx	xxx	xxx	xxx	xxx	xxx	xxx	xxx	xxx	3	6
1 cow	92	172	92	261	46,942	138,970	17	10	1,117	7	518	3	63	68	6,778	88	104
2 cows	75		150		74,740		45	28	8,400	22	3,746	8	812	56	8,297	72	153
3 cows	46		138		65,211		36	11	2,869	24	6,294	7	956	41	6,606	46	154
4 cows	38	182	152	884	78,223	477,479	36	16	11,457	24	11,783	6	1,181	35	5,115	38	166
5 to 9 cows	64		399		211,030		62	38	46,152	49	39,264	5	671	50	7,552	61	385
10 to 14 cows	16	23	183	291	93,242	168,725	16	12	25,968	15	15,736	1	400	12	1,826	15	183
15 to 19 cows	7		112		56,790		7	7	25,772	6	8,657	1	500	3	954	6	100
20 cows and over	3	2	100	44	70,292	26,700	3	3	43,930	2	3,214	1	60	2	624	3	64
Walworth																	
Total	2,287	2,324	38,686	35,159	30,759,255	26,019,851	2,168	2,135	29,077,084	39	61,507	16	5,666	68	14,022	2,253	42,729
None	xxx	xxx	xxx	xxx	xxx	xxx	xxx	xxx	xxx	xxx	xxx	xxx	xxx	xxx	xxx	27	310
1 cow	91	133	91	199	52,132	103,128	17	16	5,740	———	———	2	96	25	2,444	73	130
2 cows	58		116		67,204		30	25	18,949	3	1,320	7	990	18	2,978	53	114
3 cows	28		84		47,213		20	18	30,553	1	495	1	50	8	1,562	24	89
4 cows	34	467	136	3,037	88,740	2,211,431	33	28	65,794	4	2,800	2	185	3	658	33	140
5 to 9 cows	274		1,977		1,389,926		270	260	1,268,887	11	10,831	1	1,070	3	1,460	258	2,147
10 to 14 cows	497	1,128	6,000	15,853	4,705,706	11,759,421	494	488	4,412,270	9	18,756	1	75	7	1,305	489	6,657
15 to 19 cows	549		9,181		7,280,515		549	547	6,962,317	5	11,080	1	2,200	2	2,250	544	10,027
20 to 29 cows	563	442	13,090	10,208	10,616,511	7,609,057	562	560	10,140,122	6	16,225	1	1,000	2	1,365	560	14,336
30 to 49 cows	159	138	5,552	4,765	4,580,173	3,571,025	159	159	4,383,058	———	———	———	———	———	———	158	6,117
50 to 74 cows	24	12	1,337	686	1,067,698	484,674	24	24	1,033,557	———	———	———	———	———	———	24	1,505
75 to 99 cows	5	2	415	158	361,952	151,455	5	5	289,762	———	———	———	———	———	———	5	432
100 cows and over	5	2	707	253	501,485	129,640	5	5	466,075	———	———	———	———	———	———	5	725
Washburn																	
Total	1,253	1,174	9,572	8,420	5,741,323	5,581,665	1,078	495	2,468,199	658	860,798	25	2,446	231	26,829	1,219	9,962
None	xxx	xxx	xxx	xxx	xxx	xxx	xxx	xxx	xxx	xxx	xxx	xxx	xxx	xxx	xxx	23	149
1 cow	161	206	161	304	85,551	175,508	36	11	2,947	16	2,315	11	556	79	7,062	135	186
2 cows	104		208		101,189		63	23	11,710	40	11,662	3	228	44	5,479	100	231
3 cows	70		210		116,205		64	23	21,759	44	17,315	2	70	23	2,827	66	218
4 cows	84	647	336	3,825	171,641	2,534,009	84	24	40,785	63	32,788	2	480	19	2,785	79	346
5 to 9 cows	427		2,943		1,706,548		424	177	592,919	280	312,660	6	1,102	41	5,526	416	3,052
10 to 14 cows	268	298	3,087	3,720	1,871,305	2,487,634	268	148	898,758	152	264,598	1	10	21	2,739	263	3,079
15 to 19 cows	101		1,685		1,118,998		101	65	587,490	46	145,316	———	———	3	307	99	1,756
20 to 29 cows	31	18	697	402	405,605	259,912	31	19	250,649	14	49,177	———	———	1	104	31	683
30 cows and over	7	5	245	169	169,281	124,602	7	5	81,182	3	26,968	———	———	———	———	7	262

TABLE 19.—COWS MILKED AND MILK PRODUCED, 1939 AND 1929; DAIRY PRODUCTS SOLD AND BUTTER CHURNED, 1939; AND COWS KEPT FOR MILK APR. 1, 1940; BY NUMBER OF COWS MILKED, BY COUNTIES—Continued

(For explanation and definitions, see text)

STATE OR COUNTY AND NUMBER OF COWS MILKED	COWS MILKED				MILK PRODUCED (GALLONS)		DAIRY PRODUCTS SOLD, 1939							BUTTER CHURNED ON FARMS, 1939		COWS KEPT MAINLY FOR MILK PRODUCTION, APR. 1, 1940	
	Farms reporting		Number					Whole milk sold		Cream sold		Butter sold					
	1939	1929	1939	1929	1939	1929	Farms reporting	Farms reporting	Gallons	Farms reporting	Pounds of butterfat	Farms reporting	Pounds	Farms reporting	Pounds	Farms reporting	Number
WISCONSIN—Con.																	
Washington																	
Total	2,452	2,586	29,469	27,941	21,623,916	21,927,998	2,409	2,591	20,563,691	20	29,296	4	5,937	18	7,296	2,455	31,816
None	xxx	xxx	xxx	xxx	xxx	xxx	xxx	xxx	xxx	xxx	xxx	xxx	xxx	xxx	xxx	20	159
1 cow	43	96	43	150	18,910	95,805	15	15	6,222	—	—	—	—	4	256	36	80
2 cows	27		54		31,847		21	20	21,719	1	48	—	—	1	52	26	79
3 cows	23		69		37,638		22	18	29,785	1	300	3	857	4	1,016	25	74
4 cows	32	948	128	6,583	85,104	4,971,158	32	32	78,291	—	—	—	—	—	—	31	136
5 to 9 cows	622		4,630		3,290,003		618	613	3,073,224	6	6,472	—	—	—	—	619	5,141
10 to 14 cows	1,043	1,438	12,388	18,543	9,003,250	14,752,808	1,041	1,034	8,559,050	8	12,926	—	—	5	549	1,040	13,287
15 to 19 cows	482		7,905		5,904,026		482	481	5,665,676	3	6,100	—	—	2	275	480	8,406
20 to 29 cows	158	104	3,485	2,314	2,641,521	1,823,299	158	158	2,555,833	—	—	—	—	1	48	158	3,657
30 cows and over	22	10	772	351	611,817	284,928	22	22	573,891	1	3,450	1	5,100	1	5,100	22	817
Waukesha																	
Total	2,711	2,804	40,920	36,122	30,159,815	27,523,742	2,560	2,517	28,557,883	42	69,782	42	36,552	93	44,160	2,716	45,358
None	xxx	xxx	xxx	xxx	xxx	xxx	xxx	xxx	xxx	xxx	xxx	xxx	xxx	xxx	xxx	35	233
1 cow	134	202	134	277	61,422	164,169	24	17	4,729	3	422	6	432	29	2,171	124	176
2 cows	73		146		69,810		44	38	30,956	3	553	7	586	18	1,861	71	167
3 cows	43		129		67,411		38	29	43,831	1	128	8	2,293	9	3,520	43	147
4 cows	56	832	224	5,489	120,893	4,098,623	53	50	99,187	2	275	3	585	5	1,360	56	258
5 to 9 cows	483		3,630		2,447,120		481	472	2,253,351	6	4,595	10	6,003	14	7,392	474	3,845
10 to 14 cows	731	1,369	8,797	18,750	6,337,057	14,293,346	729	723	6,006,455	10	16,345	2	2,456	5	2,750	729	9,474
15 to 19 cows	541		8,969		6,607,379		541	540	6,325,216	4	4,095	—	—	3	72	536	9,667
20 to 29 cows	478	298	10,983	6,825	8,132,844	5,259,821	478	476	7,759,700	8	15,330	4	4,497	9	5,154	476	11,432
30 to 49 cows	144	92	4,949	3,220	3,746,616	2,308,889	144	144	3,608,066	3	8,531	—	—	1	20	144	5,032
50 to 74 cows	18	6	1,034	311	835,186	233,702	18	18	782,509	1	6,570	1	6,000	1	6,000	18	1,078
75 to 99 cows	3	1	235	81	190,570	51,100	3	3	159,120	1	12,940	—	—	—	—	3	260
100 to 199 cows	4	2	502	324	472,922	312,805	4	4	468,732	—	—	—	—	—	—	4	444
200 cows and over	3	2	1,208	845	1,070,585	801,287	3	3	1,018,051	—	—	1	13,680	1	13,860	3	1,147
Waupaca																	
Total	3,153	3,291	38,543	35,628	26,077,654	24,704,489	3,089	2,740	22,302,976	404	717,813	12	20,627	31	23,219	3,170	41,733
None	xxx	xxx	xxx	xxx	xxx	xxx	xxx	xxx	xxx	xxx	xxx	xxx	xxx	xxx	xxx	51	479
1 cow	49	144	49	216	25,981	117,516	15	13	6,207	2	181	—	—	9	750	43	58
2 cows	54		108		56,695		48	39	36,512	8	2,329	2	425	2	440	48	115
3 cows	82		246		126,457		76	65	87,495	10	6,193	3	192	6	408	80	285
4 cows	86	1,240	344	8,320	195,500	5,321,597	80	72	140,822	12	8,631	—	—	1	100	85	382
5 to 9 cows	820		6,017		3,650,495		810	664	2,752,298	162	201,065	2	783	4	1,342	810	6,624
10 to 14 cows	1,093	1,702	13,101	22,308	8,806,027	15,779,693	1,091	966	7,343,895	149	305,850	4	4,556	4	4,919	1,088	14,082
15 to 19 cows	641		10,615		7,431,644		641	606	6,667,216	43	127,366	—	—	3	514	640	11,264
20 to 29 cows	281	189	6,359	4,226	4,477,619	3,029,652	281	271	4,107,002	16	51,724	—	—	1	75	280	6,674
30 to 49 cows	43	15	1,486	498	1,091,041	414,819	43	41	1,002,268	2	14,474	—	—	—	—	43	1,545
50 to 74 cows	4	1	218	60	216,195	41,212	4	3	159,261	—	—	1	14,671	1	14,671	4	247
Waushara																	
Total	1,884	2,009	16,817	15,825	10,699,754	10,223,712	1,806	1,062	7,097,055	782	997,933	5	1,715	45	6,304	1,858	18,512
None	xxx	xxx	xxx	xxx	xxx	xxx	xxx	xxx	xxx	xxx	xxx	xxx	xxx	xxx	xxx	28	140
1 cow	68	240	68	374	41,297	194,089	20	10	5,582	10	1,705	—	—	10	1,347	52	74
2 cows	99		198		99,452		86	37	34,212	48	12,736	2	105	6	455	89	205
3 cows	109		327		154,041		102	45	60,859	60	22,949	—	—	3	162	99	364
4 cows	154	1,166	616	6,651	345,913	3,899,302	152	66	136,593	91	55,332	—	—	4	145	147	673
5 to 9 cows	768		5,233		3,055,129		761	398	1,578,736	381	416,654	3	1,610	12	3,342	761	5,768
10 to 14 cows	374	517	4,335	6,793	2,797,344	4,587,823	373	249	1,845,082	132	271,245	—	—	7	658	371	4,625
15 to 19 cows	197		3,276		2,209,793		197	159	1,770,876	41	128,880	—	—	2	205	196	3,645
20 to 29 cows	98	76	2,193	1,682	1,513,011	1,268,738	98	83	1,314,119	13	54,955	—	—	1	10	96	2,349
30 to 49 cows	19	10	671	325	483,774	273,760	19	15	353,216	6	35,481	—	—	—	—	19	669
Winnebago																	
Total	2,322	2,394	30,386	27,834	21,438,098	19,084,707	2,284	2,050	18,040,483	262	690,088	5	34,281	21	36,466	2,301	32,355
None	xxx	xxx	xxx	xxx	xxx	xxx	xxx	xxx	xxx	xxx	xxx	xxx	xxx	xxx	xxx	14	128
1 cow	37	134	37	206	19,197	116,291	13	12	5,773	1	81	—	—	4	192	33	43
2 cows	46		92		58,795		35	32	39,131	3	1,075	1	160	4	648	43	116
3 cows	51		153		92,306		49	47	75,557	2	1,150	—	—	—	—	50	171
4 cows	56	783	224	5,169	139,708	3,471,094	56	51	116,412	5	4,374	—	—	1	145	54	237
5 to 9 cows	505		3,721		2,521,091		505	452	2,103,920	56	80,946	1	1,150	5	1,755	492	3,983
10 to 14 cows	762	1,257	9,164	17,139	6,424,980	11,819,472	761	674	5,440,284	94	219,755	1	2,260	2	2,660	754	9,809
15 to 19 cows	565		9,381		6,679,260		565	509	5,691,892	61	205,047	—	—	2	260	563	10,019
20 to 29 cows	254	199	5,739	4,535	4,126,256	3,109,414	254	230	3,437,340	34	147,738	—	—	—	—	252	6,048
30 to 49 cows	40	18	1,392	592	1,023,399	390,886	40	37	898,735	4	25,185	—	—	1	95	40	1,401
50 cows and over	6	3	483	193	353,108	177,550	6	6	231,439	2	4,719	2	30,711	2	30,711	6	420
Wood																	
Total	2,682	2,682	31,896	29,879	19,630,743	20,108,455	2,465	2,401	18,002,985	79	102,699	8	8,869	82	18,241	2,667	35,132
None	xxx	xxx	xxx	xxx	xxx	xxx	xxx	xxx	xxx	xxx	xxx	xxx	xxx	xxx	xxx	44	358
1 cow	158	246	158	375	72,061	191,253	19	17	6,285	2	166	—	—	22	1,790	137	210
2 cows	112		224		105,523		58	51	53,315	8	2,330	1	260	25	2,560	104	271
3 cows	71		213		98,368		56	50	58,658	5	1,916	3	291	13	2,381	66	230
4 cows	74	868	298	5,554	164,345	3,631,025	70	63	119,285	7	4,900	1	10	4	441	70	565
5 to 9 cows	554		4,039		2,379,405		550	527	2,083,352	29	24,289	1	850	9	2,194	544	4,542
10 to 14 cows	861	1,336	10,405	18,025	6,415,958	12,388,786	860	847	5,981,473	16	22,722	—	—	6	1,092	854	11,447
15 to 19 cows	535		8,904		5,617,285		535	532	5,274,291	7	18,754	—	—	2	105	532	9,479
20 to 29 cows	278	194	6,302	4,383	3,915,621	2,978,452	278	275	3,864,827	4	22,653	1	500	2	700	278	6,772
30 cows and over	39	38	1,355	1,344	862,197	916,979	39	39	801,497	1	4,989	1	6,978	1	6,978	38	1,482

TABLE 19.—COWS MILKED AND MILK PRODUCED, 1939 AND 1929; DAIRY PRODUCTS SOLD AND BUTTER CHURNED, 1939; AND COWS KEPT FOR MILK APR. 1, 1940; BY NUMBER OF COWS MILKED, BY COUNTIES—Continued

(For explanation and definitions, see text)

STATE OR COUNTY AND NUMBER OF COWS MILKED	COWS MILKED				MILK PRODUCED (GALLONS)		DAIRY PRODUCTS SOLD, 1939							BUTTER CHURNED ON FARMS, 1939		COWS KEPT MAINLY FOR MILK PRODUCTION, APR. 1, 1940	
	Farms reporting		Number					Whole milk sold		Cream sold		Butter sold					
	1939	1929	1939	1929	1939	1929	Farms reporting	Farms reporting	Gallons	Farms reporting	Pounds of butterfat	Farms reporting	Pounds	Farms reporting	Pounds	Farms reporting	Number
WYOMING																	
Total	11,866	11,905	60,517	65,273	32,689,266	32,879,209	7,260	1,457	8,996,533	5,940	3,755,626	636	162,026	8,943	1,275,402	11,656	67,459
None	xxx	xxx	xxx	xxx	xxx	xxx	xxx	xxx	xxx	xxx	xxx	xxx	xxx	xxx	xxx	329	1,238
1 cow	1,979	3,907	1,979	6,008	1,020,058	2,865,127	253	71	18,592	140	16,499	65	4,954	1,250	98,400	1,785	2,685
2 cows	2,302		4,604		2,183,099		820	109	55,758	658	129,190	129	17,298	1,806	204,980	2,179	5,521
3 cows	1,583		4,749		2,309,221		918	110	102,486	793	234,129	99	12,792	1,298	177,484	1,515	5,556
4 cows	1,379	6,145	5,516	31,806	2,643,322	15,469,450	1,013	99	133,579	919	349,220	79	12,810	1,189	172,482	1,330	6,016
5 to 9 cows	3,154		20,395		10,270,189		2,809	393	1,247,376	2,487	1,609,596	195	55,355	2,508	416,232	3,068	21,798
10 to 14 cows	891	1,550	10,115	19,284	5,579,577	9,888,317	875	283	1,856,250	651	774,040	46	18,182	618	110,968	879	10,543
15 to 19 cows	306		4,981		2,944,571		303	178	1,651,364	169	262,026	10	11,060	167	38,566	302	5,348
20 to 29 cows	182	221	4,108	4,948	2,831,330	2,791,680	180	137	1,918,613	81	169,887	4	3,298	77	20,114	181	4,338
30 to 49 cows	69	68	2,470	2,427	1,628,689	1,412,595	68	60	1,236,247	30	70,980	7	12,003	28	20,102	68	2,904
50 to 74 cows	15	12	872	652	639,820	400,040	15	12	422,968	8	47,644	2	16,274	2	16,274	14	914
75 to 99 cows	1	2	88	150	58,000	52,000	1	1	58,000	———	———	———	———	———	———	1	99
100 cows and over	5	———	662	———	581,410	———	5	4	295,300	4	92,415	———	———	———	———	5	499
Albany																	
Total	342	344	2,177	2,687	1,061,638	1,143,243	183	44	410,382	133	90,459	40	13,903	276	50,934	334	2,488
None	xxx	xxx	xxx	xxx	xxx	xxx	xxx	xxx	xxx	xxx	xxx	xxx	xxx	xxx	xxx	6	11
1 cow	50	96	50	141	25,459	65,052	4	1	400	1	20	2	228	35	2,818	47	53
2 cows	75		150		64,815		14	4	321	6	1,380	7	410	68	8,602	69	152
3 cows	40		120		53,050		17	1	150	13	2,396	4	298	35	5,936	59	132
4 cows	32	152	128	788	48,258	336,535	18	———	———	15	3,775	4	976	29	5,848	32	174
5 to 9 cows	86		551		224,660		71	11	10,722	58	36,934	17	5,507	74	16,558	83	619
10 to 14 cows	30	70	348	919	138,522	384,095	30	7	26,930	23	20,327	3	4,224	23	7,362	29	365
15 to 19 cows	11		178		82,215		11	7	40,060	7	8,012	1	2,000	6	2,905	11	217
20 to 29 cows	9	12	197	284	117,890	117,608	9	7	83,875	5	5,440	———	———	2	200	9	247
30 cows and over	9	14	455	555	306,769	239,955	9	6	247,924	5	12,175	2	260	4	705	9	518
Big Horn																	
Total	910	790	3,526	3,194	1,953,777	1,814,739	596	39	91,924	518	269,758	136	26,610	751	117,523	906	4,166
None	xxx	xxx	xxx	xxx	xxx	xxx	xxx	xxx	xxx	xxx	xxx	xxx	xxx	xxx	xxx	28	99
1 cow	138	313	138	473	64,676	271,980	28	1	22	12	1,804	16	1,543	97	9,402	125	219
2 cows	215		430		228,471		103	4	566	78	13,988	40	5,346	178	24,056	208	564
3 cows	167		501		262,287		116	8	2,912	102	28,325	26	3,556	152	22,250	161	582
4 cows	104	434	416	2,086	232,827	1,174,903	81	4	5,777	73	31,452	12	3,074	92	14,698	102	464
5 to 9 cows	253		1,584		872,498		237	15	18,157	225	153,570	36	9,488	207	38,711	249	1,769
10 to 14 cows	24	35	260	409	140,600	226,806	22	3	8,910	21	25,733	5	2,953	18	6,615	24	266
15 to 19 cows	6		95		57,010		6	2	11,080	5	11,214	———	———	5	1,041	6	96
20 cows and over	3	8	102	226	75,410	141,050	3	2	44,500	2	3,672	1	650	2	750	3	107
Campbell																	
Total	653	934	2,658	4,460	1,043,180	2,059,616	304	23	70,635	290	146,530	13	1,586	587	65,903	643	2,804
None	xxx	xxx	xxx	xxx	xxx	xxx	xxx	xxx	xxx	xxx	xxx	xxx	xxx	xxx	xxx	13	31
1 cow	116	329	116	498	47,145	197,273	6	1	15	4	249	3	160	89	5,349	105	178
2 cows	170		340		129,207		34	4	236	32	4,715	1	150	149	13,593	165	388
3 cows	85		255		96,152		35	2	135	33	8,586	2	100	80	8,439	83	286
4 cows	75	509	300	2,697	116,132	1,265,952	39	1	240	39	10,725	———	———	73	11,003	72	306
5 to 9 cows	158		1,014		381,293		141	4	9,195	137	65,003	6	1,039	152	21,345	157	1,022
10 to 14 cows	38	90	418	1,119	164,311	522,791	38	5	17,150	36	39,151	1	137	36	4,800	38	410
15 to 19 cows	8		128		55,140		8	3	11,800	7	11,696	———	———	7	1,214	8	117
20 cows and over	3	6	87	146	53,800	73,600	3	3	31,864	2	6,405	———	———	1	160	2	66
Carbon																	
Total	376	351	2,010	2,119	1,132,976	1,009,989	176	41	281,047	139	96,354	38	10,295	330	68,010	358	2,487
None	xxx	xxx	xxx	xxx	xxx	xxx	xxx	xxx	xxx	xxx	xxx	xxx	xxx	xxx	xxx	11	40
1 cow	47	108	47	167	24,124	80,915	4	1	26	1	200	3	185	31	2,321	38	62
2 cows	82		164		79,080		20	6	327	8	1,749	11	1,406	72	9,782	76	252
3 cows	59		177		95,910		21	4	279	19	3,774	5	516	54	11,184	52	247
4 cows	46	187	184	947	88,371	403,425	21	1	365	21	7,486	1	50	43	8,023	42	233
5 to 9 cows	88		551		279,646		57	4	6,280	50	34,214	9	2,669	87	24,224	85	583
10 to 14 cows	35	38	401	480	253,400	264,675	34	10	52,245	27	36,301	5	669	32	5,606	35	481
15 to 19 cows	7		111		65,345		7	3	17,300	7	9,443	2	300	4	1,065	7	113
20 to 29 cows	6	14	133	311	85,625	177,695	6	6	67,500	3	1,815	1	900	2	1,515	6	150
30 cows and over	6	4	242	214	163,475	83,279	6	6	136,725	3	1,372	1	3,600	5	4,290	6	326
Converse																	
Total	401	584	1,963	3,654	904,839	1,693,074	192	38	259,319	153	76,521	21	5,153	299	42,332	383	2,036
None	xxx	xxx	xxx	xxx	xxx	xxx	xxx	xxx	xxx	xxx	xxx	xxx	xxx	xxx	xxx	10	37
1 cow	66	162	66	252	30,366	95,080	3	3	805	1	26	———	———	36	2,415	50	88
2 cows	90		180		67,465		10	1	410	8	1,448	3	520	61	5,623	78	182
3 cows	43		129		48,411		17	2	530	14	4,552	4	60	38	4,407	59	146
4 cows	47	301	188	1,652	79,106	690,931	24	1	1,006	24	5,950	2	150	44	4,981	44	191
5 to 9 cows	106		693		285,269		92	10	39,228	78	33,423	9	2,833	92	15,176	103	683
10 to 14 cows	33	103	372	1,261	181,537	623,163	30	11	64,540	20	15,592	3	1,590	22	8,630	33	387
15 to 19 cows	9		145		91,285		9	6	70,100	5	5,280	———	———	4	700	9	140
20 to 29 cows	4	11	89	235	45,000	141,350	4	2	29,200	2	1,250	———	———	2	400	4	68
30 to 49 cows	3	7	101	254	76,400	142,550	3	2	53,500	1	9,000	———	———	———	———	3	114
Crook																	
Total	675	785	2,831	3,823	1,155,037	1,757,013	354	29	61,780	330	162,687	35	2,238	609	73,344	671	3,055
None	xxx	xxx	xxx	xxx	xxx	xxx	xxx	xxx	xxx	xxx	xxx	xxx	xxx	xxx	xxx	22	83
1 cow	115	262	115	415	48,639	185,103	4	1	10	2	85	2	100	83	5,200	103	154
2 cows	156		312		124,705		49	7	1,202	41	5,505	8	526	143	14,445	148	365
3 cows	106		318		109,547		41	8	1,805	33	5,857	7	279	97	12,200	105	338
4 cows	84	438	336	2,292	132,131	1,017,005	65	3	2,152	62	16,607	6	151	81	10,748	82	352
5 to 9 cows	163		1,059		422,872		144	2	512	142	71,951	10	970	158	23,091	161	1,101
10 to 14 cows	35	85	398	1,116	177,326	554,905	35	3	10,425	35	39,401	1	52	32	5,278	34	408
15 cows and over	16		293		139,817		16	5	45,674	15	23,281	1	160	15	2,382	16	254

TABLE 19.—COWS MILKED AND MILK PRODUCED, 1939 AND 1929; DAIRY PRODUCTS SOLD AND BUTTER CHURNED, 1939; AND COWS KEPT FOR MILK APR. 1, 1940; BY NUMBER OF COWS MILKED, BY COUNTIES—Continued

(For explanation and definitions, see text)

STATE OR COUNTY AND NUMBER OF COWS MILKED	COWS MILKED				MILK PRODUCED (GALLONS)		DAIRY PRODUCTS SOLD, 1939							BUTTER CHURNED ON FARMS, 1939		COWS KEPT MAINLY FOR MILK PRODUCTION, APR. 1, 1940	
	Farms reporting		Number					Whole milk sold		Cream sold		Butter sold					
	1939	1929	1939	1929	1939	1929	Farms reporting	Farms reporting	Gallons	Farms reporting	Pounds of butterfat	Farms reporting	Pounds	Farms reporting	Pounds	Farms reporting	Number
WYOMING—Contd.																	
Fremont																	
Total	1,159	591	5,033	2,523	2,690,443	1,443,075	623	68	230,912	566	395,487	60	36,806	819	134,792	1,174	5,579
None	xxx	xxx	xxx	xxx	xxx	xxx	xxx	xxx	xxx	xxx	xxx	xxx	xxx	xxx	xxx	38	113
1 cow	249	261	249	398	112,947	225,022	16	1	300	8	952	8	824	134	11,563	237	299
2 cows	216		432		190,120		65	5	1,132	54	10,420	8	1,581	164	19,852	216	519
3 cows	186		558		287,174		94	6	4,955	86	24,975	6	550	153	19,674	185	666
4 cows	126	279	504	1,362	238,629	744,885	89	6	2,672	82	33,455	9	1,758	105	14,906	125	532
5 to 9 cows	287		1,807		955,805		264	23	39,800	251	176,961	19	4,619	199	31,827	282	1,888
10 to 14 cows	58	43	651	549	374,077	344,360	58	12	50,050	54	76,766	5	2,600	40	7,786	57	701
15 to 19 cows	23		372		217,860		23	6	28,650	22	43,402	2	3,600	17	6,976	22	381
20 to 29 cows	6	5	132	111	96,220	58,670	6	4	38,000	4	11,360	—	—	3	1,050	6	123
30 cows and over	8	3	328	103	217,611	70,138	8	5	65,353	5	17,196	3	21,274	4	21,378	8	357
Goshen																	
Total	1,073	1,203	4,602	5,952	2,217,587	2,820,636	701	56	119,350	656	361,084	31	7,513	872	98,765	1,028	4,926
None	xxx	xxx	xxx	xxx	xxx	xxx	xxx	xxx	xxx	xxx	xxx	xxx	xxx	xxx	xxx	31	115
1 cow	211	396	211	589	108,065	311,823	33	5	755	28	2,473	2	185	153	10,680	181	290
2 cows	193		386		186,525		92	3	1,820	84	15,571	5	393	151	14,770	179	471
3 cows	139		417		203,886		103	5	6,120	97	29,681	5	584	114	13,301	129	482
4 cows	138	663	552	3,434	242,300	1,631,408	112	11	10,093	105	39,540	5	1,217	117	13,853	134	589
5 to 9 cows	317		2,011		959,172		286	19	21,166	274	176,770	13	5,104	277	38,942	301	2,063
10 to 14 cows	54	129	608	1,553	281,892	673,443	54	6	9,166	51	61,686	1	30	47	6,907	53	535
15 to 19 cows	13		218		109,417		13	3	28,900	12	17,336	—	—	10	1,160	12	235
20 cows and over	8	15	199	376	126,330	203,962	8	4	41,330	5	18,047	—	—	3	1,150	8	148
Hot Springs																	
Total	186	160	874	818	437,120	393,118	102	34	97,807	74	43,501	18	3,955	133	21,834	174	985
None	xxx	xxx	xxx	xxx	xxx	xxx	xxx	xxx	xxx	xxx	xxx	xxx	xxx	xxx	xxx	10	28
1 cow	28	72	28	111	13,051	46,294	3	2	456	1	60	—	—	16	1,237	22	80
2 cows	39		78		33,045		7	1	400	6	562	2	115	26	3,067	34	103
3 cows	26		78		35,991		12	4	2,320	9	982	3	140	18	2,773	20	63
4 cows	31	65	124	320	53,072	131,230	23	5	7,156	20	8,452	6	1,500	28	5,084	29	135
5 to 9 cows	41		261		140,190		36	10	19,415	26	15,568	6	1,750	33	7,436	41	318
10 to 14 cows	15	15	183	194	100,021	110,130	15	8	41,060	9	8,573	—	—	8	1,175	13	172
15 to 19 cows	3		48		19,150		3	2	5,800	1	3,239	1	450	3	812	3	62
20 cows and over	3	8	74	193	42,600	105,464	3	2	21,200	2	6,065	—	—	1	250	2	44
Johnson																	
Total	356	389	1,471	1,919	759,540	910,054	157	20	71,103	145	78,880	13	2,259	280	37,904	347	1,578
None	xxx	xxx	xxx	xxx	xxx	xxx	xxx	xxx	xxx	xxx	xxx	xxx	xxx	xxx	xxx	9	34
1 cow	62	133	62	209	29,742	88,967	6	5	663	2	300	—	—	31	2,145	58	90
2 cows	92		184		79,669		19	4	1,698	15	2,399	5	771	76	7,803	85	203
3 cows	48		144		64,635		19	—	—	19	4,364	1	48	38	4,917	44	153
4 cows	52	212	208	1,068	96,720	490,727	27	2	952	27	9,532	1	10	47	7,110	50	209
5 to 9 cows	76		478		261,531		62	4	6,390	61	32,805	3	530	70	12,488	76	482
10 to 14 cows	16	38	181	458	91,725	230,355	15	—	—	15	19,154	3	900	11	2,291	15	180
15 to 19 cows	5		79		41,868		5	3	14,900	3	5,306	—	—	3	275	5	82
20 cows and over	5	6	135	184	93,850	100,005	4	2	46,500	3	5,020	—	—	4	875	5	145
Laramie																	
Total	722	789	5,009	5,595	2,478,898	2,589,089	535	87	805,824	474	340,024	34	7,362	534	69,604	708	5,202
None	xxx	xxx	xxx	xxx	xxx	xxx	xxx	xxx	xxx	xxx	xxx	xxx	xxx	xxx	xxx	18	87
1 cow	89	163	89	262	48,063	128,102	15	3	440	10	1,055	2	30	58	4,168	75	87
2 cows	95		190		84,448		30	4	1,937	29	5,779	3	40	72	7,189	91	213
3 cows	64		192		81,859		45	6	4,883	39	11,511	5	241	51	5,946	62	213
4 cows	64	423	256	2,385	105,358	1,120,989	56	3	1,300	56	17,914	—	—	55	6,128	59	241
5 to 9 cows	246		1,620		697,079		226	15	17,311	217	149,311	18	5,315	195	30,393	241	1,693
10 to 14 cows	96	171	1,065	2,085	487,655	922,218	95	13	77,602	86	98,995	4	288	73	9,869	95	1,086
15 to 19 cows	35		570		267,961		35	14	129,069	24	34,387	—	—	21	2,799	35	609
20 to 29 cows	21	25	469	563	289,650	229,920	21	17	225,698	6	11,857	1	1,248	7	2,462	21	482
30 to 49 cows	9	5	315	182	212,075	131,595	9	9	167,450	5	3,067	1	200	2	650	9	343
50 cows and over	3	2	243	118	204,750	56,265	3	3	180,134	2	6,148	—	—	—	—	2	168
Lincoln																	
Total	658	564	6,161	4,788	4,801,508	3,325,586	544	497	4,166,455	55	54,808	8	768	239	28,937	650	7,198
None	xxx	xxx	xxx	xxx	xxx	xxx	xxx	xxx	xxx	xxx	xxx	xxx	xxx	xxx	xxx	8	52
1 cow	55	107	55	161	31,255	85,586	17	15	5,860	1	108	2	40	21	1,939	54	81
2 cows	60		120		71,292		28	26	28,056	1	300	2	300	32	2,488	55	143
3 cows	48		144		96,875		30	28	57,075	2	980	—	—	17	1,733	46	155
4 cows	45	245	180	1,395	117,368	915,556	34	28	79,364	6	890	1	140	19	2,796	43	198
5 to 9 cows	178		1,246		961,314		163	142	783,526	21	15,305	2	188	64	8,372	174	1,447
10 to 14 cows	131	170	1,532	2,179	1,233,811	1,550,544	131	122	1,104,387	10	17,508	1	100	45	5,211	130	1,736
15 to 19 cows	77		1,257		999,972		77	73	901,417	7	10,675	—	—	22	3,323	76	1,506
20 to 29 cows	51	33	1,175	720	960,057	537,925	51	50	890,251	6	7,842	—	—	14	1,886	51	1,298
30 to 49 cows	13	8	452	285	329,564	192,175	13	13	516,519	1	1,200	—	—	5	1,189	13	582
50 to 74 cows	—	1	—	50	—	43,800	—	—	—	—	—	—	—	—	—	—	—

TABLE 19.—COWS MILKED AND MILK PRODUCED, 1939 AND 1929; DAIRY PRODUCTS SOLD AND BUTTER CHURNED, 1939; AND COWS KEPT FOR MILK APR. 1, 1940; BY NUMBER OF COWS MILKED, BY COUNTIES—Continued

(For explanation and definitions, see text)

STATE OR COUNTY AND NUMBER OF COWS MILKED	COWS MILKED				MILK PRODUCED (GALLONS)		DAIRY PRODUCTS SOLD, 1939						BUTTER CHURNED ON FARMS, 1939		COWS KEPT MAINLY FOR MILK PRODUCTION, APR. 1, 1940	
	Farms reporting		Number					Whole milk sold		Cream sold		Butter sold				
	1939	1929	1939	1929	1939	1929	Farms reporting	Farms reporting	Gallons	Farms reporting	Pounds of butterfat	Farms reporting	Pounds	Farms reporting	Pounds	Farms reporting	Number
WYOMING—Contd.																	
Natrona																	
Total	196	197	968	1,139	597,907	606,231	78	45	364,572	41	18,463	9	3,566	98	16,746	191	1,382
None	xxx	xxx	xxx	xxx	xxx	xxx	xxx	xxx	xxx	xxx	xxx	xxx	xxx	xxx	xxx	16	138
1 cow	82	93	82	146	29,245	60,995	6	5	1,499	1	105	1	34	27	2,100	49	79
2 cows	48		96		47,662		9	4	1,088	4	496	2	1,105	28	4,503	46	114
3 cows	23		69		31,337		8	3	925	5	468	1	80	15	3,077	19	167
4 cows	10	72	40	309	20,025	147,316	7	1	2,500	6	4,230	—	—	6	1,647	10	66
5 to 9 cows	27		173		69,558		22	8	11,452	16	7,963	5	2,347	16	4,883	25	180
10 to 14 cows	8	17	97	227	53,895	138,895	8	6	28,949	4	3,581	—	—	2	364	8	103
15 to 19 cows	5		78		46,917		5	5	42,112	1	420	—	—	2	22	5	95
20 to 29 cows	8	11	182	265	144,515	167,025	8	8	124,547	3	500	—	—	1	50	8	200
30 to 49 cows	5	2	171	82	154,753	38,000	5	5	151,500	1	700	—	—	1	100	5	240
50 to 74 cows	—	2	—	110	—	54,000	—	—	—	—	—	—	—	—	—	—	—
Niobrara																	
Total	430	541	2,257	3,211	1,010,335	1,446,791	269	20	86,626	249	167,771	28	2,932	357	40,481	410	2,366
None	xxx	xxx	xxx	xxx	xxx	xxx	xxx	xxx	xxx	xxx	xxx	xxx	xxx	xxx	xxx	9	36
1 cow	69	155	69	233	30,368	80,681	10	1	100	8	951	5	272	42	2,735	56	73
2 cows	78		156		65,258		20	3	820	14	1,842	5	488	62	6,083	74	164
3 cows	41		123		49,031		22	—	—	21	4,571	2	139	35	4,154	39	178
4 cows	44	286	176	1,622	76,318	718,893	35	3	710	31	9,436	8	463	40	4,559	41	183
5 to 9 cows	137		906		376,599		122	3	7,420	119	74,195	7	947	123	15,061	130	891
10 to 14 cows	45	90	502	1,113	235,896	519,552	44	4	12,346	43	54,420	1	623	43	6,559	45	508
15 to 19 cows	8		127		67,065		8	2	8,800	7	13,254	—	—	6	622	8	130
20 cows and over	8	10	198	243	109,800	127,665	8	4	56,430	6	9,102	—	—	6	708	8	203
Park																	
Total	766	573	3,238	2,158	2,092,934	1,290,854	554	45	138,788	500	388,117	56	13,679	573	92,432	764	3,675
None	xxx	xxx	xxx	xxx	xxx	xxx	xxx	xxx	xxx	xxx	xxx	xxx	xxx	xxx	xxx	26	101
1 cow	139	276	139	417	96,528	238,284	37	3	270	29	5,029	7	854	106	12,066	130	208
2 cows	167		334		217,573		113	5	952	100	32,000	15	2,925	120	17,759	162	465
3 cows	149		447		281,490		120	9	4,713	103	48,168	17	5,257	111	19,793	142	479
4 cows	116	259	464	1,177	285,774	703,485	108	8	2,960	99	52,139	9	2,281	97	15,932	116	557
5 to 9 cows	159		973		596,275		144	11	16,313	138	114,674	6	2,202	118	20,897	153	1,078
10 to 14 cows	22	31	242	363	131,835	233,010	19	3	8,380	19	23,786	2	160	15	3,163	21	254
15 to 19 cows	4		63		41,285		4	1	9,600	3	4,924	—	—	2	572	4	77
20 to 29 cows	5	4	112	86	72,175	43,325	4	1	11,400	4	12,366	—	—	3	2,150	5	143
30 to 49 cows	1	3	35	115	25,400	72,750	1	1	14,000	1	2,700	—	—	1	100	1	42
50 cows and over	4	—	429	—	346,599	—	4	3	70,200	4	92,331	—	—	—	—	4	271
Platte																	
Total	686	812	2,951	4,203	1,549,536	2,026,649	453	33	70,120	433	233,733	22	3,129	514	59,680	652	3,239
None	xxx	xxx	xxx	xxx	xxx	xxx	xxx	xxx	xxx	xxx	xxx	xxx	xxx	xxx	xxx	16	45
1 cow	114	264	114	410	62,539	213,126	16	1	45	11	1,179	5	176	60	4,501	107	172
2 cows	131		262		156,082		72	3	294	68	12,729	3	328	108	10,742	120	290
3 cows	95		285		148,740		65	3	148	62	18,201	4	311	79	8,869	95	374
4 cows	92	444	368	2,316	192,874	1,121,994	76	1	1,800	76	34,232	1	50	79	9,207	88	374
5 to 9 cows	171		1,115		585,251		162	13	12,678	158	100,670	6	966	136	18,769	165	1,206
10 to 14 cows	50	94	555	1,215	269,050	533,384	50	7	26,035	48	47,787	2	258	43	5,161	50	529
15 to 19 cows	9		141		76,700		8	4	15,120	7	9,323	1	1,040	7	2,071	9	114
20 cows and over	4	10	111	262	58,300	158,145	4	1	14,000	3	9,612	—	—	2	360	4	135
Sheridan																	
Total	824	713	4,361	4,334	2,548,659	2,316,631	594	106	435,875	522	382,496	21	4,992	591	76,460	828	4,892
None	xxx	xxx	xxx	xxx	xxx	xxx	xxx	xxx	xxx	xxx	xxx	xxx	xxx	xxx	xxx	19	57
1 cow	162	198	162	310	101,520	154,083	36	18	5,304	17	1,633	5	285	121	9,624	155	206
2 cows	127		254		128,098		68	12	6,171	57	9,856	3	320	96	10,298	126	303
3 cows	86		258		136,170		67	12	8,631	60	18,141	3	318	64	7,847	86	315
4 cows	100	382	400	1,985	210,184	1,033,988	86	8	4,330	80	30,204	5	216	86	11,516	97	431
5 to 9 cows	252		1,646		921,686		241	25	50,957	231	165,719	2	260	178	26,155	248	1,799
10 to 14 cows	60	104	885	1,319	415,178	707,673	59	8	39,480	53	77,581	1	250	35	5,680	60	742
15 to 19 cows	12		192		99,112		12	4	15,540	11	15,895	—	—	3	427	12	207
20 to 29 cows	18	25	416	548	329,590	326,712	18	14	194,087	9	28,118	1	500	7	2,070	18	459
30 cows and over	7	4	348	172	207,121	94,175	7	5	111,375	4	35,349	1	2,843	1	2,843	7	373
Sublette																	
Total	250	223	1,144	937	435,354	267,345	102	14	33,238	89	48,198	9	1,980	217	38,101	246	1,337
None	xxx	xxx	xxx	xxx	xxx	xxx	xxx	xxx	xxx	xxx	xxx	xxx	xxx	xxx	xxx	4	8
1 cow	28	78	28	127	12,028	36,273	1	1	182	—	—	—	—	19	1,579	25	42
2 cows	47		94		37,503		8	2	620	5	1,076	2	88	38	4,988	45	115
3 cows	35		105		36,899		11	—	—	11	1,516	—	—	32	5,188	34	121
4 cows	45	127	180	579	62,439	152,720	20	—	—	18	5,239	2	132	42	7,408	44	200
5 to 9 cows	79		501		193,690		48	7	13,957	43	25,933	3	1,510	72	15,989	78	596
10 to 14 cows	10	18	119	231	45,945	78,352	9	1	54	7	7,680	2	250	10	1,412	10	137
15 cows and over	6		117		46,850		5	3	18,425	5	6,754	—	—	4	1,537	6	118
Sweetwater																	
Total	164	134	822	707	466,696	370,160	89	25	161,138	65	50,591	10	3,382	104	16,099	150	932
None	xxx	xxx	xxx	xxx	xxx	xxx	xxx	xxx	xxx	xxx	xxx	xxx	xxx	xxx	xxx	2	9
1 cow	39	48	39	76	22,023	26,380	3	2	1,200	—	—	1	30	20	1,757	33	51
2 cows	28		56		25,565		8	3	1,880	6	890	—	—	15	1,619	27	82
3 cows	20		60		35,813		13	1	800	12	3,542	1	85	17	2,144	19	73
4 cows	20	68	80	302	35,880	140,930	14	3	1,650	12	4,471	2	45	17	2,269	17	80
5 to 9 cows	37		240		130,421		32	7	28,069	24	20,976	5	2,322	27	6,178	32	261
10 to 14 cows	14	13	163	173	84,884	95,795	13	5	28,809	9	13,648	1	900	7	1,832	14	153
15 to 19 cows	3		48		28,800		3	2	16,600	1	760	—	—	1	300	3	73
20 cows and over	3	5	138	156	103,310	107,055	3	2	82,130	1	6,304	—	—	—	—	3	150

TABLE 19.—COWS MILKED AND MILK PRODUCED, 1939 AND 1929; DAIRY PRODUCTS SOLD AND BUTTER CHURNED, 1939; AND COWS KEPT FOR MILK APR. 1, 1940; BY NUMBER OF COWS MILKED, BY COUNTIES—Continued

(For explanation and definitions, see text)

STATE OR COUNTY AND NUMBER OF COWS MILKED	COWS MILKED				MILK PRODUCED (GALLONS)		DAIRY PRODUCTS SOLD, 1939							BUTTER CHURNED ON FARMS, 1939		COWS KEPT MAINLY FOR MILK PRODUCTION, APR. 1, 1940	
	Farms reporting		Number					Whole milk sold		Cream sold		Butter sold					
	1939	1929	1939	1929	1939	1929	Farms reporting	Farms reporting	Gallons	Farms reporting	Pounds of butterfat	Farms reporting	Pounds	Farms reporting	Pounds	Farms reporting	Number
WYOMING—Contd.																	
Teton																	
Total	174	202	1,058	1,052	649,365	582,290	115	28	121,849	97	91,938	8	2,057	95	19,285	167	1,247
None	xxx	xxx	xxx	xxx	xxx	xxx	xxx	xxx	xxx	xxx	xxx	xxx	xxx	xxx	xxx	5	25
1 cow	17	67	17	106	8,980	47,865	2	—	—	1	130	1	8	5	470	12	27
2 cows	30		60		28,000		9	2	2,850	7	1,535	—	—	15	2,066	28	80
3 cows	23		69		35,131		11	4	3,950	8	2,644	—	—	12	2,057	22	66
4 cows	22	104	88	522	49,350	266,426	17	2	2,650	16	5,459	1	30	13	2,259	20	104
5 to 9 cows	51		337		202,914		45	9	22,840	37	30,343	6	1,999	34	9,570	50	405
10 to 14 cows	21	27	242	324	132,540	164,453	21	6	19,650	19	24,438	—	—	11	1,995	20	248
15 to 19 cows	5		85		59,700		5	3	32,784	4	6,586	—	—	2	360	5	80
20 cows and over	5	4	160	100	132,750	85,546	5	2	37,125	5	20,825	—	—	3	546	5	214
Uinta																	
Total	331	326	3,059	2,565	1,675,985	1,416,591	257	124	775,341	163	149,050	9	1,900	219	38,051	319	3,352
None	xxx	xxx	xxx	xxx	xxx	xxx	xxx	xxx	xxx	xxx	xxx	xxx	xxx	xxx	xxx	2	22
1 cow	25	62	25	100	13,655	49,684	1	1	240	—	—	—	—	11	863	22	50
2 cows	32		64		27,975		8	2	980	5	722	2	306	25	2,589	28	85
3 cows	15		45		22,213		8	1	1,095	7	1,920	—	—	13	1,847	14	58
4 cows	16	158	64	855	32,165	478,230	12	2	2,987	8	3,216	2	415	12	2,852	16	74
5 to 9 cows	114		790		394,853		101	38	94,747	76	55,955	3	285	81	13,702	110	877
10 to 14 cows	68	88	783	1,132	461,082	624,479	67	38	210,299	40	45,670	1	884	41	7,912	67	848
15 to 19 cows	36		585		317,197		35	24	185,433	14	25,368	1	10	20	5,759	35	574
20 to 29 cows	21	12	484	279	264,283	153,398	21	14	143,306	12	22,059	—	—	16	4,527	21	492
30 cows and over	4	6	219	199	142,560	110,800	4	4	136,254	1	160	—	—	—	—	4	274
Washakie																	
Total	256	265	1,113	1,192	552,239	692,848	149	18	90,779	138	64,707	5	4,002	204	37,868	264	1,260
None	xxx	xxx	xxx	xxx	xxx	xxx	xxx	xxx	xxx	xxx	xxx	xxx	xxx	xxx	xxx	16	51
1 cow	36	110	36	173	20,835	91,637	2	—	—	2	140	—	—	21	1,798	34	49
2 cows	61		122		58,635		22	3	1,848	19	3,090	—	—	49	6,805	59	145
3 cows	50		150		58,875		28	3	1,060	26	6,088	—	—	41	6,125	49	165
4 cows	32	128	128	600	70,680	346,102	27	2	165	26	9,965	1	52	28	4,461	51	152
5 to 9 cows	62		391		183,807		56	3	2,700	55	34,054	2	350	54	9,729	80	378
10 to 14 cows	8	22	64	265	26,075	161,909	6	—	—	6	4,395	—	—	6	1,120	6	64
15 to 19 cows	5		86		45,126		5	4	28,730	2	1,425	1	3,500	2	3,865	5	106
20 to 29 cows	1	3	20	74	17,520	38,950	1	1	13,000	1	2,000	—	—	1	125	1	19
30 to 49 cows	3	1	116	30	70,686	18,250	2	2	43,276	1	3,570	1	100	2	3,840	3	133
50 to 74 cows	—	1	—	50	—	36,000	—	—	—	—	—	—	—	—	—	—	—
Weston																	
Total	298	435	1,231	2,243	473,715	923,587	133	23	51,669	110	44,469	12	1,979	242	30,321	289	1,293
None	xxx	xxx	xxx	xxx	xxx	xxx	xxx	xxx	xxx	xxx	xxx	xxx	xxx	xxx	xxx	10	20
1 cow	62	154	62	232	18,805	84,922	—	—	—	—	—	—	—	34	1,670	57	67
2 cows	70		140		51,906		12	1	150	11	1,140	2	180	58	6,258	60	143
3 cows	35		105		39,745		15	—	—	12	2,907	3	230	32	3,643	33	101
4 cows	38	209	152	1,115	57,361	435,820	22	4	2,750	17	4,871	1	100	36	5,214	38	171
5 to 9 cows	66		448		173,788		57	10	14,541	50	19,319	2	155	61	8,936	64	459
10 to 14 cows	22	72	244	896	98,320	402,845	22	5	19,783	16	15,887	4	1,314	18	4,240	22	250
15 cows and over	5		80		33,790		5	3	14,445	4	2,345	—	—	3	360	5	82

0