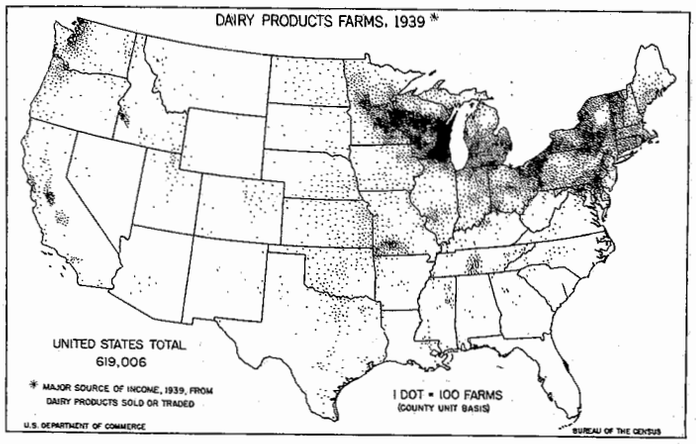
DAIRY PRODUCTS FARMS, 1939 *
UNITED STATES TOTAL
619,006
* MAJOR SOURCE OF INCOME, 1939, FROM DAIRY PRODUCTS SOLD OR TRADED
1 DOT = 100 FARMS
(COUNTY UNIT BASIS)
U.S. DEPARTMENT OF COMMERCE
BUREAU OF THE CENSUS

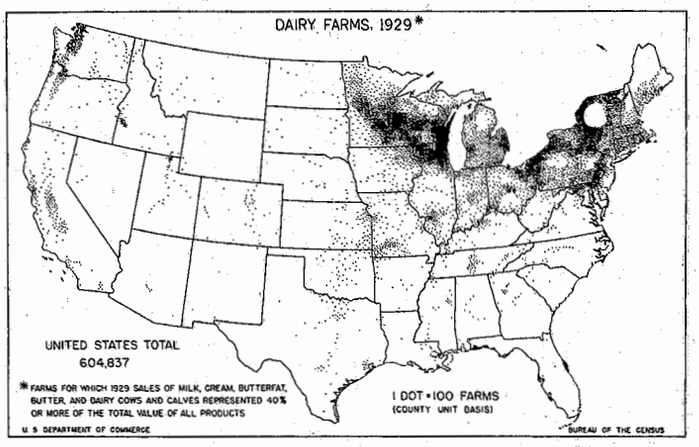
DAIRY FARMS, 1929 *
UNITED STATES TOTAL
604,837
* FARMS FOR WHICH 1929 SALES OF MILK, CREAM, BUTTERFAT, BUTTER, AND DAIRY COWS AND CALVES REPRESENTED 40% OR MORE OF THE TOTAL VALUE OF ALL PRODUCTS
1 DOT = 100 FARMS
(COUNTY UNIT BASIS)
U. S. DEPARTMENT OF COMMERCE
BUREAU OF THE CENSUS

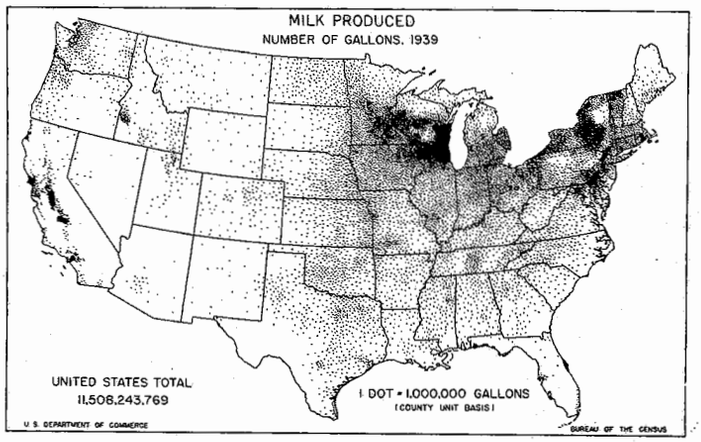
MILK PRODUCED
NUMBER OF GALLONS, 1939
UNITED STATES TOTAL
11,508,243,769
1 DOT = 1,000,000 GALLONS
(COUNTY UNIT BASIS)
U. S. DEPARTMENT OF COMMERCE
BUREAU OF THE CENSUS

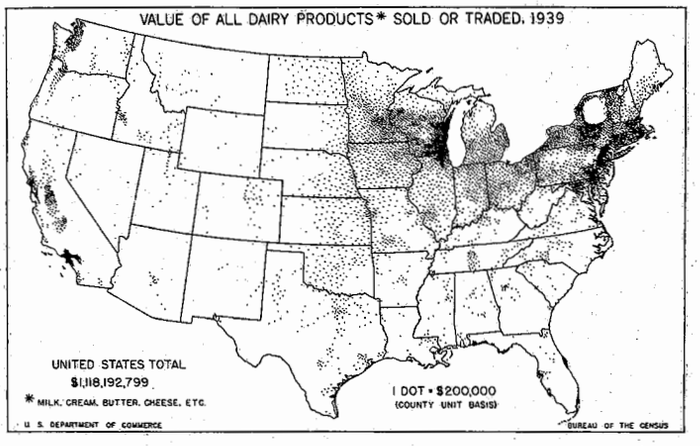
VALUE OF ALL DAIRY PRODUCTS * SOLD OR TRADED, 1939
UNITED STATES TOTAL
$1,118,192,799
* MILK, CREAM, BUTTER, CHEESE, ETC.
1 DOT = $200,000
(COUNTY UNIT BASIS)
U. S. DEPARTMENT OF COMMERCE
BUREAU OF THE CENSUS

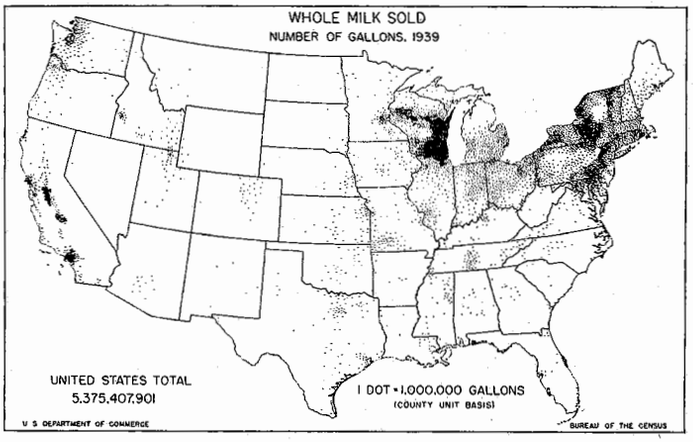
WHOLE MILK SOLD
NUMBER OF GALLONS, 1939
UNITED STATES TOTAL
5,375,407,901
1 DOT = 1,000,000 GALLONS
(COUNTY UNIT BASIS)
U. S. DEPARTMENT OF COMMERCE
BUREAU OF THE CENSUS

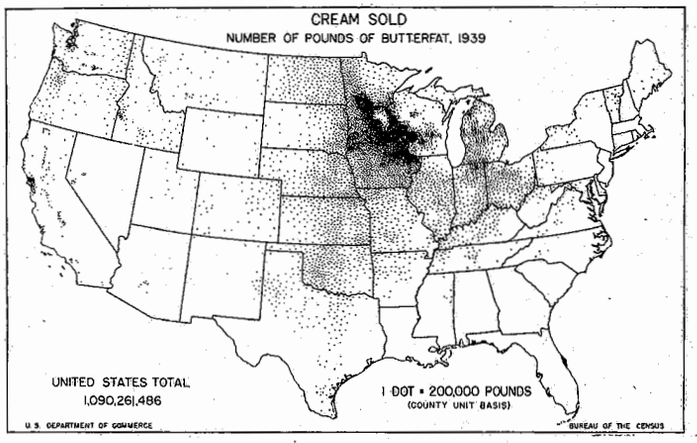
CREAM SOLD
NUMBER OF POUNDS OF BUTTERFAT, 1939
UNITED STATES TOTAL
1,090,261,486
1 DOT = 200,000 POUNDS
(COUNTY UNIT BASIS)
U. S. DEPARTMENT OF COMMERCE
BUREAU OF THE CENSUS

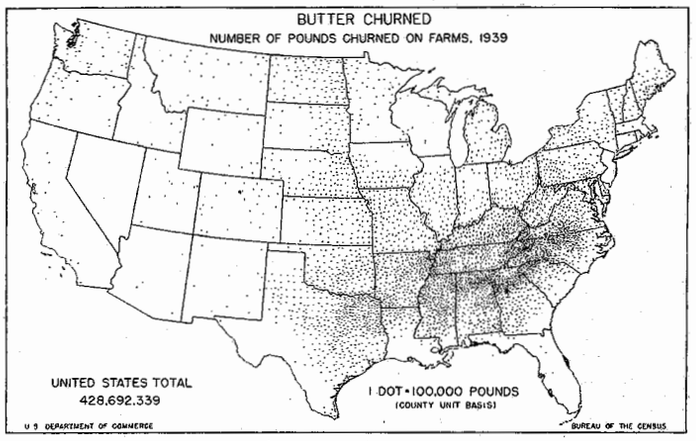
BUTTER CHURNED
NUMBER OF POUNDS CHURNED ON FARMS, 1939
UNITED STATES TOTAL
428,692,339
1 DOT = 100,000 POUNDS
(COUNTY UNIT BASIS)
U. S. DEPARTMENT OF COMMERCE
BUREAU OF THE CENSUS

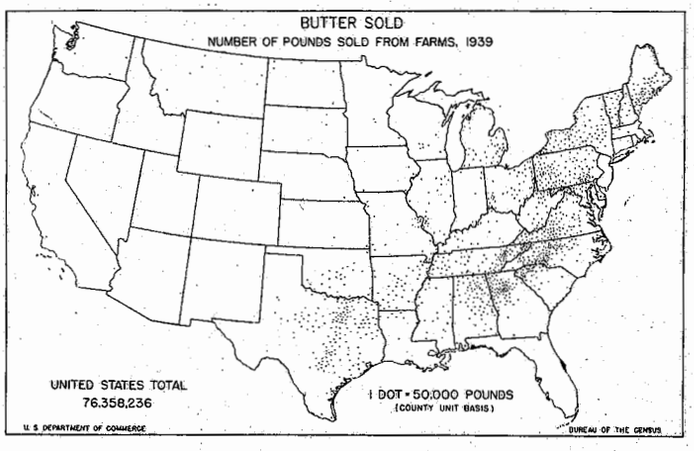
BUTTER SOLD
NUMBER OF POUNDS SOLD FROM FARMS, 1939
UNITED STATES TOTAL
76,358,236
1 DOT = 50,000 POUNDS
(COUNTY UNIT BASIS)
U. S. DEPARTMENT OF COMMERCE
BUREAU OF THE CENSUS