COWS KEPT MAINLY FOR MILK PRODUCTION, APRIL 1, 1940, IN RELATION TO COWS MILKED IN 1939, ON FARMS REPORTING 1 COW MILKED
UNITED STATES TOTAL
311,215 EXCESS OR 14.6 PERCENT
OF THE TOTAL EXCESS IN ALL HERDS
RED—EXCESS
BLACK—DEFICIT
1 DOT=100 HEAD
(COUNTY UNIT BASIS)
U. S. DEPARTMENT OF COMMERCE
BUREAU OF THE CENSUS

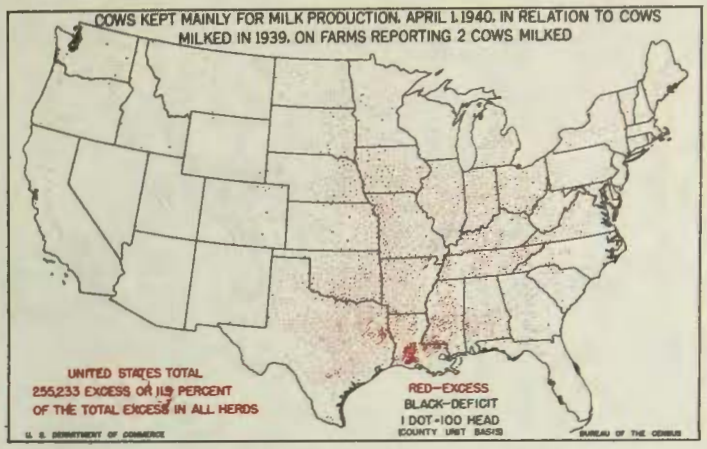
COWS KEPT MAINLY FOR MILK PRODUCTION, APRIL 1, 1940, IN RELATION TO COWS MILKED IN 1939, ON FARMS REPORTING 2 COWS MILKED
UNITED STATES TOTAL
255,233 EXCESS OR 11.9 PERCENT
OF THE TOTAL EXCESS IN ALL HERDS
RED—EXCESS
BLACK—DEFICIT
1 DOT=100 HEAD
(COUNTY UNIT BASIS)
U. S. DEPARTMENT OF COMMERCE
BUREAU OF THE CENSUS

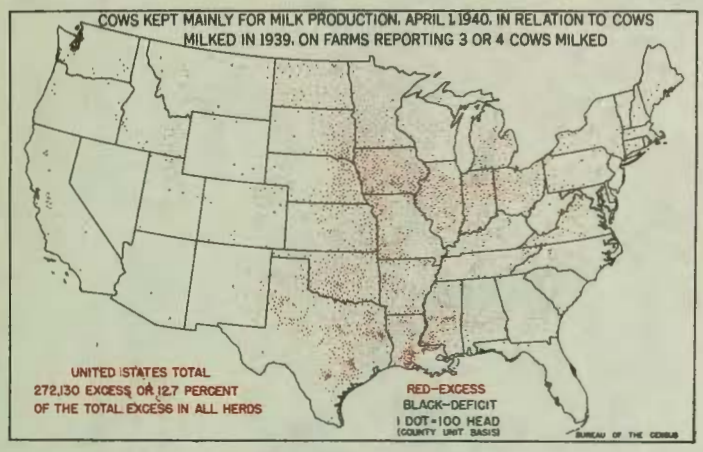
COWS KEPT MAINLY FOR MILK PRODUCTION, APRIL 1, 1940, IN RELATION TO COWS MILKED IN 1939, ON FARMS REPORTING 3 OR 4 COWS MILKED
UNITED STATES TOTAL
272,130 EXCESS OR 12.7 PERCENT
OF THE TOTAL EXCESS IN ALL HERDS
RED—EXCESS
BLACK—DEFICIT
1 DOT=100 HEAD
(COUNTY UNIT BASIS)
BUREAU OF THE CENSUS

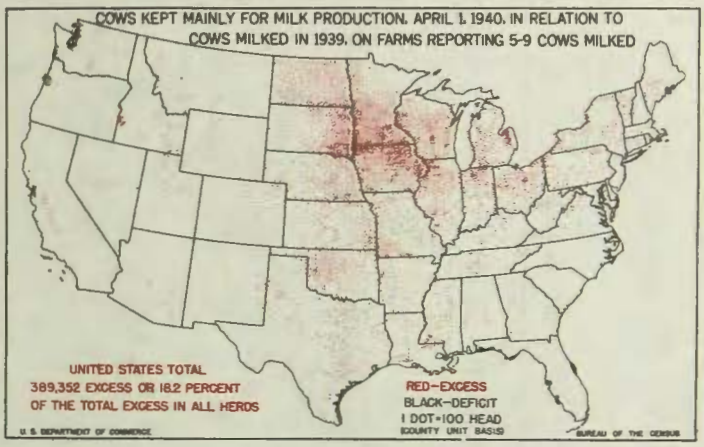
COWS KEPT MAINLY FOR MILK PRODUCTION, APRIL 1, 1940, IN RELATION TO COWS MILKED IN 1939, ON FARMS REPORTING 5-9 COWS MILKED
UNITED STATES TOTAL
389,352 EXCESS OR 18.2 PERCENT
OF THE TOTAL EXCESS IN ALL HERDS
RED—EXCESS
BLACK—DEFICIT
1 DOT=100 HEAD
(COUNTY UNIT BASIS)
U. S. DEPARTMENT OF COMMERCE
BUREAU OF THE CENSUS

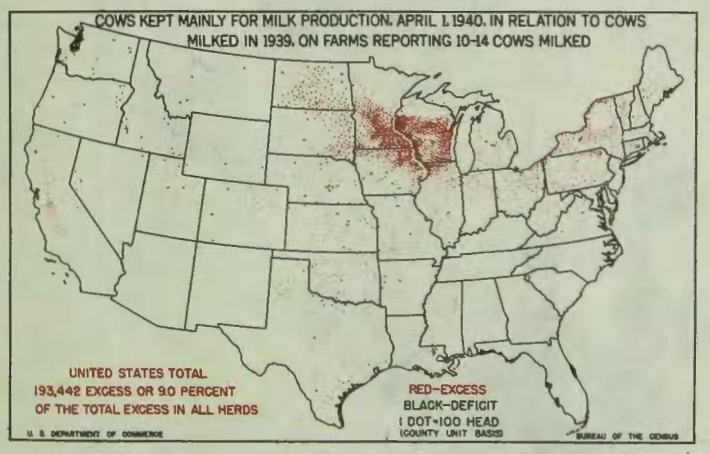
COWS KEPT MAINLY FOR MILK PRODUCTION, APRIL 1, 1940, IN RELATION TO COWS MILKED IN 1939, ON FARMS REPORTING 10-14 COWS MILKED
UNITED STATES TOTAL
193,442 EXCESS OR 9.0 PERCENT
OF THE TOTAL EXCESS IN ALL HERDS
RED—EXCESS
BLACK—DEFICIT
1 DOT=100 HEAD
(COUNTY UNIT BASIS)
U. S. DEPARTMENT OF COMMERCE
BUREAU OF THE CENSUS

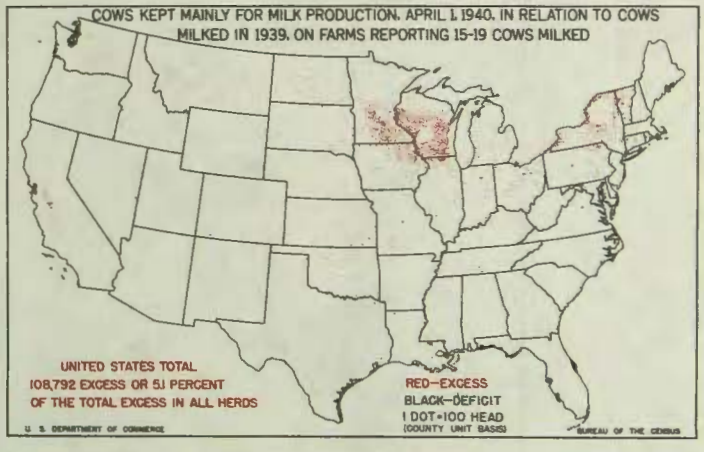
COWS KEPT MAINLY FOR MILK PRODUCTION, APRIL 1, 1940, IN RELATION TO COWS MILKED IN 1939, ON FARMS REPORTING 15-19 COWS MILKED
UNITED STATES TOTAL
108,792 EXCESS OR 5.1 PERCENT
OF THE TOTAL EXCESS IN ALL HERDS
RED—EXCESS
BLACK—DEFICIT
1 DOT=100 HEAD
(COUNTY UNIT BASIS)
U. S. DEPARTMENT OF COMMERCE
BUREAU OF THE CENSUS

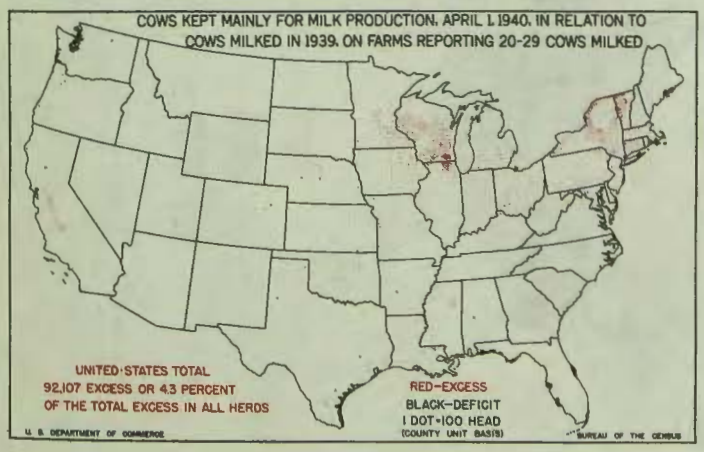
COWS KEPT MAINLY FOR MILK PRODUCTION, APRIL 1, 1940, IN RELATION TO COWS MILKED IN 1939, ON FARMS REPORTING 20-29 COWS MILKED
UNITED STATES TOTAL
92,107 EXCESS OR 4.3 PERCENT
OF THE TOTAL EXCESS IN ALL HERDS
RED—EXCESS
BLACK—DEFICIT
1 DOT=100 HEAD
(COUNTY UNIT BASIS)
U. S. DEPARTMENT OF COMMERCE
BUREAU OF THE CENSUS

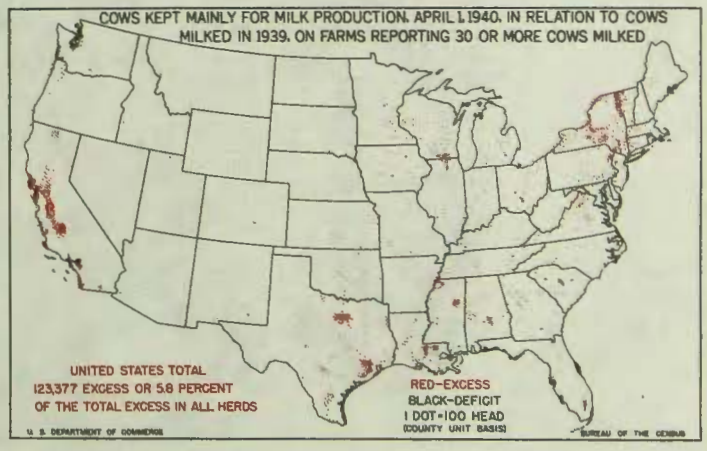
COWS KEPT MAINLY FOR MILK PRODUCTION, APRIL 1, 1940, IN RELATION TO COWS MILKED IN 1939, ON FARMS REPORTING 30 OR MORE COWS MILKED
UNITED STATES TOTAL
123,377 EXCESS OR 5.8 PERCENT
OF THE TOTAL EXCESS IN ALL HERDS
RED—EXCESS
BLACK—DEFICIT
1 DOT=100 HEAD
(COUNTY UNIT BASIS)
U. S. DEPARTMENT OF COMMERCE
BUREAU OF THE CENSUS