UNITED STATES DEPARTMENT OF COMMERCE
JESSE H. JONES, Secretary
BUREAU OF THE CENSUS
J. C. CAPT, Director (Appointed May 22, 1941)
WILLIAM LANE AUSTIN, Director (Retired January 31, 1941
PHILIP M. HAUSER, Assistant Director

SIXTEENTH CENSUS OF THE UNITED STATES: 1940

AGRICULTURE

VOLUME III

GENERAL REPORT

STATISTICS BY SUBJECTS

Prepared under the supervision of
ZELLMER R. PETTET
Chief Statistician for Agriculture

UNITED STATES
GOVERNMENT PRINTING OFFICE
WASHINGTON : 1943

For sale by the Superintendent of Documents, Washington, D. C.

BUREAU OF THE CENSUS

J. C. CAPT, *Director (Appointed May 22, 1941)*
WILLIAM LANE AUSTIN, *Director (Retired January 31, 1941)*
PHILIP M. HAUSER, *Assistant Director*

Agriculture—ZELLMER R. PETTET, *Chief Statistician.*
SHERMAN S. SLICK, *Assistant Chief Statistician.*
Technical Staff—Warder B. Jenkins, *Chief.*
Farm Information—Hilton E. Robison, *Principal Statistician.*
Field Crops—Hubert L. Collins, *Principal Statistician.*
Fruits, Vegetables—Henry M. Taylor, *Senior Statistician.*
Cotton—Henry L. Rasor, *Statistician.*
Livestock—Edward C. Paxton, *Principal Statistician.*
Poultry—Carl R. Nyman, *Statistician.*
Values and Farm Income—Irvin Holmes, *Senior Statistician.*
Editing and Personnel—Glenn D. Simpson, *Statistician.*
Drainage—Roger D. Marsden, *Principal Engineer.*
Irrigation—Milo B. Williams, *Principal Engineer.*
Paul A. Ewing, *Consultant.*

Administrative Service—RALPH E. GALLOWAY, *Chief.*
Basic Materials—OSCAR E. KIESSLING, *Chief Statistician.*
Business—JOHN ALBRIGHT, *Acting Chief Statistician.*
Field Service—CLARENCE E. BATSCHELET, *Acting Chief and Geographer.*
Information and Publications—A. W. VON STRUVE, *Acting Chief.*
Machine Tabulation—DONALD H. HEISER, *Acting Chief.*
Manufactures—THOMAS J. FITZGERALD, *Chief Statistician.*
Population—LEON E. TRUESDELL, *Chief Statistician.*
State and Local Government—EDWARD R. GRAY, *Chief Statistician.*
Statistical Research—MORRIS H. HANSEN, *Acting Chief Statistician.*
Vital Statistics—HALBERT L. DUNN, *Chief Statistician.*

LETTER OF TRANSMITTAL

DEPARTMENT OF COMMERCE

BUREAU OF THE CENSUS

Washington, D. C., December 24, 1942

SIR:

I transmit herewith volume III of the Reports on Agriculture, Sixteenth Decennial Census. These data are shown by geographic divisions and by States, with summaries for the United States.

Provision for the 1940 Agriculture Census was made in the Act providing for the Fifteenth Decennial Census which was approved on June 18, 1929. The final reports of the Census of Agriculture, 1940, are contained in four volumes: Volume I (in six parts) and volume II (in three parts) each with reports by States, with statistics for counties; volume III, General Report, statistics by subjects; and Special Poultry Report.

The collection and compilation of these statistics and the preparation of this volume were made under the supervision of Z. R. Pettet, Chief Statistician for Agriculture, with the assistance of Sherman S. Slick, Assistant Chief Statistician, Warder B. Jenkins, Chief of Technical Staff, and Hilton E. Robison, Senior Agricultural Statistician. The graphic material was prepared in cooperation with Clarence E. Batschelet, Geographer.

Acknowledgment is made of the cooperation of representatives of the United States Department of Agriculture and of the Division of Statistical Standards, Bureau of the Budget.

Respectfully,

J. C. CAPT,

Director of the Census

Hon. JESSE H. JONES,

Secretary of Commerce

SIXTEENTH CENSUS OF THE UNITED STATES: 1940

Reports on Agriculture, Irrigation, and Drainage

Volume I.—Statistics by Counties for Farms and Farm Property, with Related Information for Farms and Farm Operators; Livestock and Livestock Products; and Crops (six parts).

Part 1.—New England, Middle Atlantic, and East North Central States
2.—West North Central States
3.—South Atlantic States
Part 4.—East South Central States
5.—West South Central States
6.—Mountain and Pacific States

Volume II.—Statistics by Counties for Value of Farm Products, Farms Classified by Major Source of Income, and Farms Classified by Total Value of Products (three parts).

Part 1.—Northern States
Part 2.—Southern States
Part 3.—Western States

Volume III.—General Report—Statistics by Subjects for the United States, Geographic Divisions, and States (one volume).

Chapter I.—Farms and Farm Property
II.—Size of Farms
III.—Color, Tenure, and Race of Farm Operators
IV.—Farm Mortgages and Farm Taxes
V.—Work off Farm, Age, and Years on Farm
Chapter VI.—Cooperation, Labor, Expenditures, Machinery, Facilities, and Residence
VII.—Livestock and Livestock Products
VIII.—Field Crops and Vegetables
IX.—Fruits and Nuts, and Horticultural Specialties
X.—Value of Farm Products

United States Summary Bulletins.—Statistics for the United States, Geographic Divisions, and States in condensed form as follows:

First Series Summary—Number of Farms, Uses of Land, Values, Principal Classes of Livestock and Livestock Products; and Specified Crops Harvested.

Second Series Summary—Farm Mortgages, Taxes, Labor, Expenditures, and Miscellaneous Farm Information; Goats and Mohair; and Fruits, Vegetables, and Minor Crops.

Third Series Summary—Value of Farm Products, Farms Classified by Major Source of Income, and Farms Classified by Total Value of Products.

Special Poultry Report.—Statistics by Geographic Divisions and States for Poultry of All Kinds on Hand and Raised; by Counties for Chickens and Chicken Egg Production by Number of Chickens on Hand; and by Counties for Farms Reporting Chickens and Turkeys Raised by Numbers Raised (one volume).

Cows Milked and Dairy Products.—Number of Cows Milked, Milk Produced, Disposition of Dairy Products, and Number of Cows Kept Mainly for Milk Production, Classified by Number of Cows Milked, by Counties; with Related Data for Other Classes of Livestock and Livestock Products for the States and also for the United States (one volume).

Territories and Possessions.—Farms and Farm Property, Livestock and Livestock Products, and Crops (one volume). (Separate agricultural bulletins are available for Hawaii and Puerto Rico.)

Territories:
Alaska
Hawaii

Possessions:
American Samoa
Guam
Puerto Rico
Virgin Islands of the United States

Irrigation of Agricultural Lands.—Statistics by Drainage Basins and by Counties for 20 Irrigation States and a Summary for the United States (one volume).

Twenty Separate State Maps Showing Irrigation by Drainage Basins.
A Separate Composite Map Showing Irrigation by Drainage Basins.

Drainage of Agricultural Lands.—Statistics for 38 Drainage States with County Data for 36 States and a Summary for the United States (one volume).

A Separate Map of the United States Showing Location of Land in Drainage Enterprises for 38 States.

GENERAL REPORT ON AGRICULTURE BY SUBJECTS

SUMMARY OF CONTENTS

(A detailed table of contents is shown at the beginning of each chapter)

	Page
Introduction	7
Scope and method of census	9
Reports on agriculture	16
Explanation of terms	16
Comparability of statistics	16
Chapter I.—Farms and farm property	19
Chapter II.—Size of farms	65
Chapter III.—Color, tenure, and race of farm operator	133
Chapter IV.—Farm mortgages and farm taxes	235
Chapter V.—Work off farm, age, and years on farm	321
Chapter VI.—Cooperation, labor, expenditures, machinery, facilities, and residence	439
Chapter VII.—Livestock and livestock products	555
Horses and mules	561
Cattle	570
Hogs	572
Sheep	574
Goats	574
Farm slaughter	575
Livestock purchases	575
Livestock sales	575
Poultry	575
Bees	576
Fur animals	577
Chapter VIII.—Field crops and vegetables	685
Summary for all crops	690
Cereals	699
Sorghums	699
Flax	701
Annual legumes	701
Hay	702
Clover and grass seeds	702
Cotton	703
Tobacco	703
Sugarcane	703
Sugar beets	703
Silage crops (other than corn and sorghums)	703
Crops grazed or hogged off	703
All other field crops	703
Potatoes (Irish and sweet)	703
Farm garden	703
Vegetables for sale	703
Chapter IX.—Fruits and nuts, and horticultural specialties	821
Chapter X.—Value of farm products	867
Appendix	1025
Schedules	1026
Instructions	1047
Index	1069

INTRODUCTION

CONTENTS

	Page
Scope and method of Census	9
Legal basis for the Census	9
Area of enumeration	9
Dates of enumeration	9
The trial census and preliminary work	9
The 1940 farm and ranch schedule	9
Plan of regionalization of agriculture schedule, census of 1940	11
Method of canvass	11
Tabulation and office procedure	11
Number of counties and minor civil divisions, by States, 1940	12
Number of counties classified by number of farms, by States: Census of 1940	14
Flow chart—Census of Agriculture—1940	15
Reports on Agriculture	16
Explanation of terms	16
Comparability of statistics	16
Changes in date of enumeration	16
Changes in form of schedule and the wording of questions and instructions	17
Other factors affecting comparability	17
Map of the United States showing geographic divisions	18

INTRODUCTION

SCOPE AND METHOD OF CENSUS

Legal basis for the census.—The Sixteenth Decennial Census of Agriculture was authorized by the Act of Congress, approved June 18, 1929, which provided for the Fifteenth and subsequent decennial censuses. Under the provisions of this Act, the 1940 Census of Population and Agriculture was to be taken as of the first day of April; the number and form of the inquiries in the schedules used were to be determined by the Director of the Census with the approval of the Secretary of Commerce; each enumerator was charged with the collection in his subdivision of the statistics called for on the schedules; and the enumerator was to visit personally each dwelling house in his subdivision and in case no person competent to answer the inquiries was available he was to obtain the required information from persons living nearest to such place who were competent to answer the inquiries. Pertinent paragraphs of this Act are included in the appendix to this volume.

Area of enumeration.—The 1940 Census of Agriculture covered the continental United States (the 48 States and the District of Columbia), Alaska, Hawaii, Puerto Rico, Guam, American Samoa, and the Virgin Islands of the United States. The data in this volume, as well as in volumes I and II of the Sixteenth Census Reports on Agriculture, are for the continental United States only. The statistics on agriculture for the outlying territories and possessions are published separately. The Census Act, under which the Sixteenth Decennial Census was taken, did not provide for an enumeration of the Philippine Islands. The most recent agricultural census, made by the Commonwealth of the Philippines, was taken as of January 1, 1939.

Dates of enumeration.—As mentioned above, the Sixteenth Decennial Census of Agriculture was taken as of April 1, 1940. The dates for previous censuses of agriculture were: January 1, 1935, 1925, and 1920; April 1, 1930; April 15, 1910; and June 1 for the earlier census years. These changes in the date of enumeration affect the comparability of the statistics for inventory items, which are taken as of the census date, and to a lesser extent the statistics for production and other items which relate to the preceding calendar year or crop year. The livestock and livestock products items are particularly affected by changes in dates of enumeration. This point is discussed in detail in Chapter VII.

The trial census and preliminary work.—A "Trial Census of Agriculture"; on a very limited scale, was taken as of January 1, 1938. The schedule used was prepared early in 1937 by a special advisory committee made up of representatives of the United States Department of Agriculture, Central Statistical Board, and the Bureau of the Census. The State statisticians of the United States Department of Agriculture performed nearly all of the actual enumeration and forwarded the schedules to the Bureau of the Census for tabulation and analysis. The statisticians made written reports on all items of interest connected with the enumeration. Their reports included comments on the wording and the arrangement of questions, the time required for filling out a schedule, the reaction of farmers to certain questions, the relative accuracy of replies obtained, and other pertinent facts relating to enumeration problems. These comments were carefully studied and indexed for later use in the preparation of the 1940 schedule. This trial enumeration was very helpful in determining the nature and form of the 1940 questionnaire; in improving the instructions to area managers, district supervisors, and enumerators; and in the planning for the tabulations and publications. The results of this trial enumeration, which covered approximately 3,000 farms in selected counties in 40 States, were published in the form of mimeographed releases.

In advance of the date of the 1940 enumeration more than 2,300,000 sample schedules were distributed to farmers, farm organizations, agricultural workers, newspapers, and others who were in a position to publicize the fact that a Census of Agriculture was about to begin. This opportunity for advance study was intended to promote a better understanding of the census task and of the information required as well as to expedite the work and lessen the load for census enumerators. The Census Bureau also cooperated with the Extension Service and the Division of Crop and Livestock Estimates (now Agricultural Statistics Division) of the United States Department of Agriculture, the United States Office of Education, and numerous colleges and farmers' organizations, in a campaign to promote farm record-keeping as a necessary step in preparation for the census.

The 1940 farm and ranch schedule.—As pointed out, the Director of the Census has legal authorization to determine, with the approval of the Secretary of Commerce, the number, form, and subdivisions of inquiries in the schedules. If census facts are to serve adequately as administrative tools in the carrying out of social and economic programs, every suggested inquiry from whatever source must be given serious consideration. Likewise, every schedule must be planned to secure the maximum of useful data, and at the same time the trouble to the respondents and the expense to the Government must be given consideration. To attain these ends, the Director of the Census not only had the aid of members of his permanent staff, but he also sought the advice and constructive criticism of advisory committees and of other experts outside his own organization.

A Special Census Advisory Committee for preparing the 1940 Farm and Ranch Schedule was designated by the Honorable Daniel C. Roper, former Secretary of Commerce. Members of this committee and their affiliations were:

Member	Representing
Dr. S. H. DeVault (Chairman), Head, Department of Agricultural Economics, University of Maryland.	American Farm Economic Association
Mr. W. F. Callander, Chairman, Crop Reporting Board, Bureau of Agricultural Economics, U. S. Department of Agriculture.	Chairman, Census Advisory Committee of U.S. Department of Agriculture
Mr. W. R. Ogg, Director of Research, American Farm Bureau Federation.	American Farm Bureau Federation
Mr. Fred Brenckman, Washington Representative, The National Grange.	The National Grange
Mr. Harold F. E. Jeunet Farm Journal.	Agricultural Publishers Association
Mr. H. G. Keeney, Vice-President, National Farmers' Union.	Farmers' Educational and Cooperative Union of America
Mr. Ole A. Negaard, Special Consultant, Central Statistical Board	Central Statistical Board

The chairman and the members of the committee located in Washington met frequently and, with the assistance of representatives of the United States Department of Agriculture and of the Bureau of the Census, did much of the spade work in preparing and arranging the questions. The full committee met from time to time to pass judgment on what had been done and to offer suggestions for improvements. Both the full committee and the subcommittee made themselves available to all individuals desiring to make personal appearances in support of any inquiries in which they were interested. For several years prior to the enumeration the Bureau of the Census had catalogued all suggestions and criticisms received concerning the nature and form of inquiries and the general make-up of the schedule. These suggestions, most of which had come in voluntarily, and the comments of the State statisticians of the "1938 Trial Census" were given careful consideration by the committee. Mr. W. F. Callander of the United States Department of Agriculture acted as a clearing house for channeling in the recommendations of that Department and Mr. Ole A. Negaard acted in the same capacity for the other Government agencies. Attention was given by the committees not only to the make-up of the schedule but also to the preparation of instructions to enumerators. A few suggestions for publication of the data were also made.

This committee's final draft of the Farm and Ranch Schedule, of the Plantation Schedule, and of Instructions to Enumerators, with a few changes, were referred to the General Census Advisory Committee for further study. Only a few relatively minor changes were necessitated by the recommendations of the General Committee. Seven drafts of the Farm and Ranch Schedule were prepared and carefully considered before a copy was sent forth for printing.

The number of requests for special inquiries exceeded, by far, the physical limitations of a schedule. After careful consideration 232 numbered inquiries, or questions, were decided upon. In order to permit the use of this large number of questions, and in order to lighten, insofar as possible, the task for both the farmer and the enumerator, regionalized Farm and Ranch Schedules were used. Under this plan the 48 States and the District of Columbia were divided geographically into 9 regions as follows:

Region 1

Connecticut	Iowa	Minnesota	Pennsylvania
Delaware	Maine	New Hampshire	Rhode Island
District of Columbia	Maryland	New Jersey	Vermonth
Illinois	Massachusetts	New York	West Virginia
Indiana	Michigan	Ohio	Wisconsin

Region 2	Region 3	Region 4	Region 5
Kentucky	Alabama	Florida	Colorado
Missouri	Georgia		Kansas
North Carolina	Mississippi		Montana
Tennessee	South Carolina		Nebraska
Virginia			North Dakota
			South Dakota
			Wyoming

Region 6	Region 7	Region 8	Region 9
Arkansas	Louisiana	Idaho	Arizona
New Mexico	Texas	Nevada	California
Oklahoma		Oregon	
		Utah	
		Washington	

A map outlining these regions is presented on page 11. These 9 regions do not conform to the 9 geographic divisions into which the States have been grouped for presentation of the tabulated data.

All inquiries on the face of the Farm and Ranch Schedule carried under major headings of Farm Operator, Farm Tenure, Farm Acreage, Values, Farm Mortgage Debt and Farm Taxes, Other Land Owned, Work Off Farm and Years on This Farm, Irrigation, Cooperative Selling and Purchasing, Farm Labor, Farm Expenditures, Farm Machinery and Facilities, and Supplemental Information were the same for all regions. This was true also of the questions on livestock and livestock products which occupied the first column on the reverse side of the schedule as well as those on value of products which were interspersed with the livestock and crops questions on the reverse side of the schedule. The regionalization was determined solely, therefore, on the basis of the crops grown in the various States. For example, Q. 102 on durum and macaroni wheat appears on the schedule for Region 5 only. Insofar as possible, the regionalization also took into account common differences in units of production. In the case of potatoes, as an illustration, production was to be reported in bushels for all States except Arizona and California (Region 9). In these two States potato production was to be reported in 100-lb. bags. The conversion factors used in reducing the reported production figures to a common unit in order to present United States and geographic division totals, are presented in chapters VIII and IX of this volume. In the case of citrus fruits, the regionalization of the Farm and Ranch Schedule also took into account differences in the crop season. For California and Arizona (Region 9) the citrus production figures relate to the crop of 1938-39 from the bloom of 1938, while for all other citrus-producing regions production was reported for the crop of 1939-40 from the bloom of 1939.

In addition to the questions on specified principal crops, there were "catch-all" questions for miscellaneous or unspecified crops, one such "catch-all" question was at the end of each of the blocks relating to field crops, vegetables for sale, small fruits, orchard fruits, nuts, and citrus fruits. Reproductions fo the 9 regionalized 1940 Farm and Ranch Schedules will be found in the Appendix to this volume.

Although the total number of major inquiries (numbered questions) was 232, as a result of this regionalization of the crops inquiries, the count of numbered questions appearing on the Farm and Ranch Schedules ranged from 170 in Region 2 to 188 in Region 9. The completeness and accuracy of the returns for any inquiry are, of course, materially affected by whether the item is listed on the schedule or whether it must be written in by the enumerator, as well as by the position of the inquiry on the schedule, particularly in its relation to the element of fatigue on the part of both the questioner and the respondent.

A supplementary schedule, called the Plantation (Multiple-Farm Unit) Schedule was also required from the landlord, manager, or operator of a plantation (multiple- farm unit) operated as one working unit on which five or more farm families (including at least one cropper or tenant family) was regularly employed. This Plantation Schedule was provided for use only in the southern States and in a few other areas where cotton production is important. The purpose of this schedule was two-fold: (1) To make possible a statistical treatment of the entire plantation as a unit; and (2) to avoid the danger of duplications or omissions in the returns for animals, crops, and expenditures. The Plantation Schedule was only supplementary; a separate Farm and Ranch Schedule was still required for the home farm of the plantation and one for each of the croppers and other classes of tenants.

In addition to the census of farms and ranches in 1940 there were two other censuses relating to agricultural lands, one a census of irrigation enterprises and the other, a census of drainage enterprises. The census of irrigation enterprises covered 20 States and that for drainage enterprises covered 38 States. The results of each of these censuses are presented in a series of State bulletins. Each series will be assembled with a summary for the United States, and published as a single volume. Statistics on irrigated and nonirrigated crops representing individual farm returns were obtained on the Farm and Ranch Schedules for Regions 5-9 inclusive, and are presented in county table 15 of volume I, and chapter VIII of this volume. Such statistics should not be confused with the 1940 Census of Irrigation which is an enumeration of irrigation enterprises.

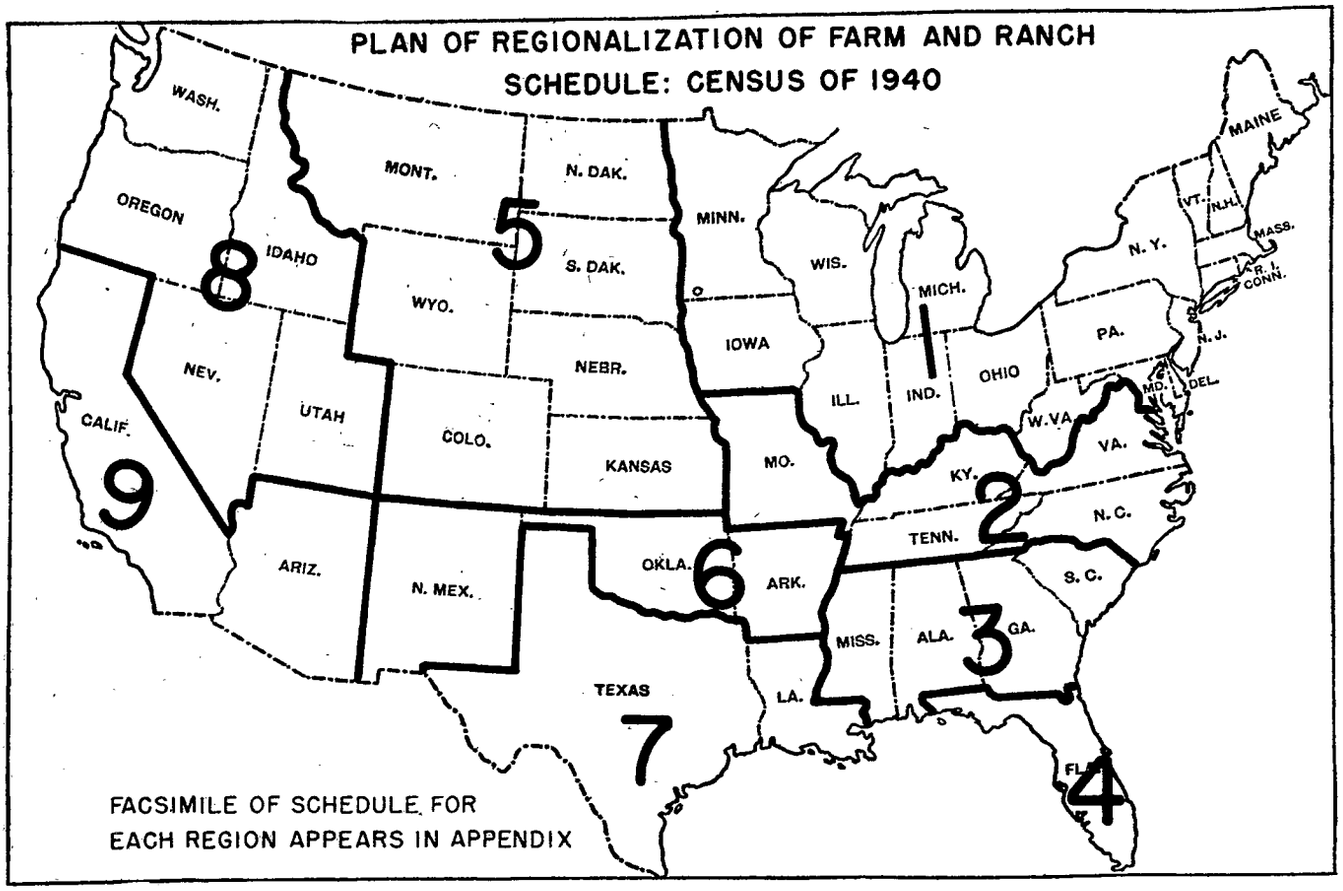

Method of canvass.— For purposes of administrative control of the enumeration, the United States, including its territories and possessions, was divided into 104 areas, each area being administered by an area manager. These areas were, in turn, subdivided into 532 districts, each of which was headed by a district supervisor. The number of enumators employed in the Sixteenth Decennial Census was 102,117, each enumerator being assigned one or more of the 150,170 enumeration districts. These enumeration districts were laid out in such fashion that: (1) All incorporated places formed separate enumeration districts; (2) each township, precinct, judicial district or other minor civil division, or "balance of township" formed one or more enumeration districts; (3) parts of 2 or more townships or other minor civil divisions were not placed in the same enumeration district.

During the period September 25 to November 18, 1939, the area managers were given an intensive course of instruction in all phases of census work, including agriculture. This school for area managers was held in Washington, D. C. Similar regional schools of instruction were held for the district supervisors February 26 to March 2, 1940, in New York City; Chicago, Ill.; Minneapolis, Minn.; Kansas City, Mo.; Denver, Colo.; San Francisco, Calif.; Dallas, Tex.; and Atlanta, Ga. School was also held in Washington, D. C., March 4 to 9, 1940, for district supervisors in Pennsylvania, West Virginia, Maryland, Delaware, the District of Columbia, and Virginia. Prior to the work of actual enumeration, the area managers and district supervisors were further instructed by means of home-study courses conducted by correspondence. The enumerators in turn were instructed by the supervisors by means of prepared home-study courses, and in some cases through group instruction including the use of especially prepared sound motion pictures.

The district supervisors were provided with instructions for making a detailed examination of the first schedules returned by each enumerator, and for checking key items on all succeeding schedules. When the completed schedules for a subdistrict were returned by the enumerator, the district supervisor was also instructed to check the completeness of the farm enumeration by means of the identification maps used by the enumerator to indicate farm locations. The district supervisor then assembled the Farm and Ranch Schedules by counties, made a preliminary announcement of the number of farms by counties, and forwarded the schedules to the Bureau of the Census in Washington.

Tabulation and office procedure.— When the schedules were received in Washington they were counted, arranged by minor civil divisions (townships, precincts, wards, beats, or other civil divisions of the county), and placed in folios. The individual Farm and Ranch Schedules were then examined by a force of, approximately, 1,300 clerks. These clerks had been given an intensive training in the correct procedure to be followed in coding, editing, and reviewing the schedules.

The hand coding process consisted of entering on each schedule the necessary code designations to indicate the tenure of the farm operator and the major source of income as well as the code numbers for any miscellaneous crops or miscellaneous kinds of poultry that were reported. The coding of farms by size and by total value of products was done mechanically, after the date had been transferred from the schedules to punch cards.

The editing and reviewing procedure consisted mainly of an inspection of the individual schedules for faulty or poorly written figures; for misplaced, omitted, duplicated, or inconsistent entries; and for conformity to the Census definition of a farm. Doubtful cases were submitted to specialists in the particular subject in which problems arose. These specialists were either experts in the regular employ of the Bureau of the Census or agricultural statisticians who were loaned for this work from the Division of Agricultural Statistics, Department of Agriculture. In some cases State agricultural statisticians were called in for consultation regarding important problems peculiar to their respective States. In some instances, correspondence with enumerators or farm operators was necessary in order to clarify unusual reports or to secure needed additional information.

TABLE 1.—NUMBER OF COUNTIES AND

STATE	Number of counties	NUMBER OF MINOR CIVIL DIVISIONS																			
		Total	Beats	Districts									Gores	Grants	Islands	Locations	Independent municipalities				
				Total	Civil	Election	Judicial	Magisterial	Militia	Representative	School	Supervisorial					Total	Boroughs	Cities	Towns	Villages
United States, total	[2] 3,098	51,627	410	6,943	1,201	693	7	1,510	1,649	35	1,806	42	9	14	147	5	4,340	1,190	1,341	586	1,223
Alabama	67	1,356															1		1		
Arizona	14	42		42								42									
Arkansas	75	1,482																			
California	58	504															1		1		
Colorado	63	1,189															6		6		
Connecticut	8	169																			
Delaware	3	35		35						35											
District of Columbia	1	1															1		1		
Florida	67	1,415																			
Georgia	159	1,650		1,649					1,649								1		1		
Idaho	44	813																			
Illinois	102	1,638															1		1		
Indiana	92	1,015																			
Iowa	99	1,676															1		1		
Kansas	105	1,698															148		148		
Kentucky	120	709		709				709													
Louisiana	[4] 64	519															1		1		
Maine	16	1,060											5	5	147		21		21		
Maryland	[5] 24	302		301		301											1		1		
Massachusetts	14	351															39		39		
Michigan	83	1,435															165		165		
Minnesota	87	2,993															675	1	95		579
Mississippi	82	410	410																		
Missouri	[5] 115	1,310															1		1		
Montana	56	1,837		1,660							1,660										
Nebraska	93	1,516															83		81		2
Nevada	17	78		7			7														
New Hampshire	10	259												8		5	11		11		
New Jersey	21	566															331	255	52	23	1
New Mexico	31	722																			
New York	62	999															60		60		
North Carolina	100	1,027																			
North Dakota	53	2,244															333		111	1	221
Ohio	88	1,442															84		28		56
Oklahoma	77	1,489															518		132	386	
Oregon	36	1,696																			
Pennsylvania	67	2,561															984	934	49	1	
Rhode Island	5	39															7		7		
South Carolina	46	574		146							146						1		1		
South Dakota	69	2,258															303		140	163	
Tennessee	95	1,201		1,201	1,201																
Texas	254	1,534																			
Utah	29	423		3		3															
Vermont	14	256											4	1			8		8		
Virginia	[6] 124	473		449				449									24		24		
Washington	39	2,125															17		5	12	
West Virginia	55	352		352				352													
Wisconsin	71	1,794															513		149		364
Wyoming	[3] 24	390		389		389															

[1] Congressional (surveyed) townships included in unorganized territory.
[2] Comprises 3,006 counties, 64 parishes, 26 independent cities, the District of Columbia, and 1 national park.
[3] Yellowstone National Park in Idaho, Montana, and Wyoming counted only in Wyoming.
[4] Parishes.
[5] Includes 1 independent city.
[6] Includes 24 independent cities.

MINOR CIVIL DIVISIONS, BY STATES, 1940

STATE	NUMBER OF MINOR CIVIL DIVISIONS—Continued																							
				Precincts									Townships[1]								Unorganized territory[1]		
	Patents	Plantations	Police jury wards	Total	Commissioners	Election	Justices	Points	Purchases	Strips	Surpluses	Unorganized towns	Towns	Total	Civil	Judicial	Tracts	Indian reservations	Military reservations	National parks	U.S. navy yard	Total	Surveyed townships	Other unorganized territory
United States, total	1	67	518	12,352	96	10,819	1,437	2	7	4	3	2	3,603	20,990	20,487	503	2	15	5	[3]4	1	2,183	2,173	10
Alabama				1,355		1,355																		
Arizona																								
Arkansas														1,482	1,482									
California														503		503								
Colorado				1,182		1,182												1						
Connecticut													169											
Delaware																								
District of Columbia																								
Florida				1,415		1,415																		
Georgia																								
Idaho				798		798														([3])		15	15	
Illinois				193		193								1,444	1,444									
Indiana														1,015	1,015									
Iowa														1,675	1,675									
Kansas														1,550	1,550									
Kentucky																								
Louisiana			518																					
Maine	1	67						2		4	3		418				2	1				384	384	
Maryland																								
Massachusetts													312											
Michigan														1,266	1,266							4	4	
Minnesota														1,892	1,892							426	426	
Mississippi																								
Missouri														1,309	1,309									
Montana				141		141								34	34					([3])		2		2
Nebraska				925		925								507	507							1	1	
Nevada														71	71									
New Hampshire									7				222									6	6	
New Jersey														235	235									
New Mexico				720		720												2						
New York													932					7						
North Carolina														1,027	1,027									
North Dakota														1,414	1,414			1				496	496	
Ohio														1,358	1,358									
Oklahoma														969	969				1	1				
Oregon				1,693		1,693													1			2		2
Pennsylvania														1,576	1,576			1						
Rhode Island													32											
South Carolina														427	427									
South Dakota														1,163	1,163				1	1		790	790	
Tennessee																								
Texas				1,533	96		1,437															1		1
Utah				418		418																2		2
Vermont												2	238									3	3	
Virginia																								
Washington				1,979		1,979								73	73			1	2	1	1	51	48	3
West Virginia																								
Wisconsin													1,280					1						
Wyoming																				[3]1				

TABLE 2.—NUMBER OF COUNTIES CLASSIFIED BY NUMBER OF FARMS, BY STATES: CENSUS OF 1940

STATE	Number of counties	COUNTIES BY NUMBER OF FARMS REPORTED															
			Under 250														
		Total	None	Under 100	100-249	250-499	500-749	750-999	1,000-1,499	1,500-1,999	2,000-2,499	2,500-2,999	3,000-3,499	3,500-3,999	4,000-4,999	5,000-7,499	7,500 and over
United States	3,098	167	4	64	99	182	199	218	497	499	481	292	214	129	125	81	14
Alabama	67									4	7	11	15	16	8	6	
Arizona	14	2			2	1	4	1	2	1	1		1		1		
Arkansas	75								8	13	18	12	4	4	9	6	1
California	58	7		4	3	7	4	3	9	9	4	2	1	1	1	8	2
Colorado	63	13		7	6	12	10	6	14	6		1			1		
Connecticut	8								1		2	4		1			
Delaware	3									1		1			1		
District of Columbia	1	1		1													
Florida	67	14		4	10	9	11	10	13	3	4			2	1		
Georgia	159	3			3	9	15	33	44	26	19	7	1	1	1		
Idaho	44	5			5	8	7	8	7	5	1	2		1			
Illinois	102						2	7	20	19	23	13	14	4			
Indiana	92					1	1	4	7	31	33	9	5	1			
Iowa	99								7	31	41	13	5	2			
Kansas	105	2			2	9	9	11	24	21	22	5	2				
Kentucky	120						2	7	31	27	15	17	11	5	3	2	
Louisiana	64	3			3	4	5	2	8	10	6	6	8	3	5	3	1
Maine	16						1	1	1	3	3	4	1	1		1	
Maryland	24	1		1				1	10	3	5	1	2	1			
Massachusetts	14	3		2	1				2	1	4		1	1	1	1	
Michigan	83	5			5	1	8	6	16	5	8	5	10	5	10	4	
Minnesota	87	1			1	1		3	14	20	20	12	8	3	3	1	1
Mississippi	82						2	4	4	5	11	8	17	8	8	10	5
Missouri	115	1		1			1	1	11	36	28	16	17	3	1		
Montana	56	8			8	12	11	7	14	4							
Nebraska	93	4			4	7	10	10	28	22	6	3	1				
Nevada	17	12		6	6	3	2										
New Hampshire	10						1	1	3	1	2	2					
New Jersey	21	3		1	2	2		3	5	5	1	2					
New Mexico	31	1			1	5	7	4	5	7	1	1					
New York	62	6	1	3	2	2	2	1	4	8	10	9	5	4	8	3	
North Carolina	100	1		1		1	3	6	10	12	17	10	12	7	12	7	2
North Dakota	53					2	6	3	24	8	9	1					
Ohio	88								2	13	28	25	10	5	5		
Oklahoma	77						1	2	7	17	19	16	7	6	2		
Oregon	36	2			2	6	3	3	5	5	3	4	1		3	1	
Pennsylvania	67	2			2	2	4	2	7	9	11	9	6	5	6	3	1
Rhode Island	5	1			1	2	1		1								
South Carolina	46							1	2	9	9	8	8	2		7	
South Dakota	69	3		1	2	8	13	10	20	12	3						
Tennessee	95					2	4	5	10	14	12	14	13	8	8	4	1
Texas	254	29		8	21	36	22	17	45	23	22	13	9	17	16	5	
Utah	29	6		1	5	7	4	3	4	2	1	1	1				
Vermont	14					1	1	1	1	5	4	1					
Virginia	124	25	2	23		6	6	16	23	17	14	5	1	5	4	2	
Washington	39					5	8	1	7	3	3	3	1	1	3	4	
West Virginia	55					3	1	6	8	15	12	7	3				
Wisconsin	71					1	3	2	6	7	17	9	13	6	4	3	
Wyoming	24	3	1		2	7	4	6	3	1							

When all acceptable schedules for a county had been coded and edited, they were reassembled by minor civil divisions and given permanent identification numbers. The numerical information on schedules, including both the answers to the questions and the code numbers, was then transferred to a series of punch cards. To further insure accuracy of the final results the punch cards were run through a machine, called a collator, which picked out items in excess of certain predetermined totals or items which did not conform to certain relationships with other items. These unusual items thus brought into view were given close examination to determine their accuracy. This collation of the cards was thought to be a distinct forward step in census technique. To summarize the data the punch cards were sorted into the desired groupings and were then tabulated mechanically. The information was always totaled for each county by minor civil divisions. County totals, other than for crop and livestock items, were also obtained by color and tenure of the operator; some county data were tabulated by size of the farm based on the total acreage in the farm; some by the value of products or major source of income; and some by specified groups, such as size of herd, size of flock, etc.

The machine tabulation sheets, called result slips, were given a critical examination to test the reasonableness of the tabulation results. When the critical examination work had been completed the information on the result slips was transferred to county, State, or United States tables and the results were first published in press releases; then in a series of 3 State bulletins showing county figures; and finally in chapters covering, by States, certain commodities or specialized fields of data.

UNITED STATES CENSUS OF AGRICULTURE - 1940

FLOW CHART

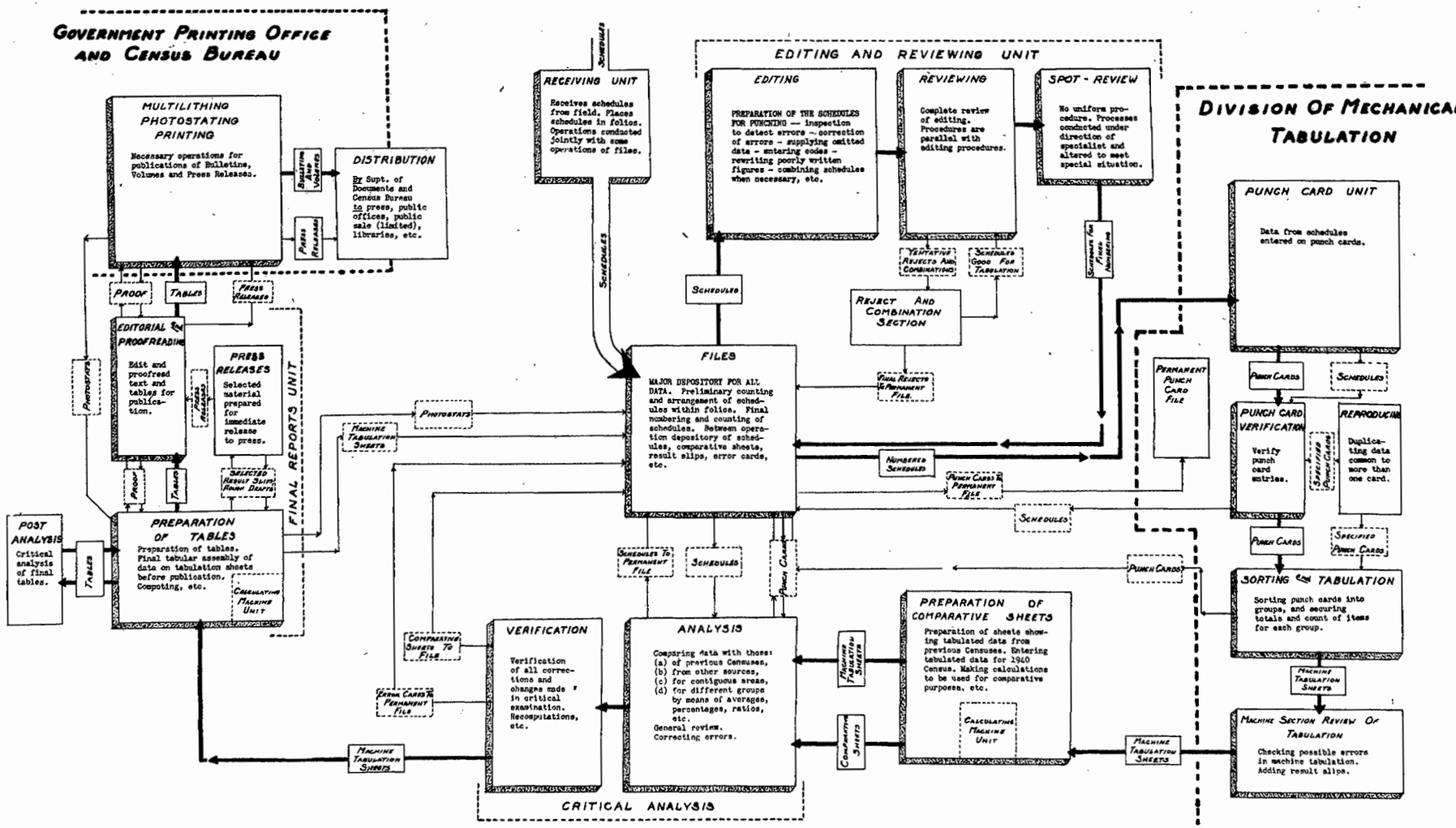

REPORTS ON AGRICULTURE

Because of the large number of inquiries included on the 1940 Farm and Ranch Schedule, the tabulation, critical analysis, and publications were divided into three phases. In so doing the precedence of tabulation was based primarily on the relative importance of items, and also on their arrangement on the schedule and their relationship to other items. Thus, United States totals for some of the more important individual items were made available at a much earlier date than would have been possible other wise.

The first series of tabulations covered the number, acreage, and value of farms; the value of buildings and of implements and machinery on farms; farm land according to its utilization; some of the preceding items classified by the color of the farm operator, some by the tenure of the farm operator, and some by the size of the farm; farms reporting and numbers of specialized classes of livestock and poultry, with some of their products; and farms reporting with the acreage and production of specified field crops harvested.

The second series of tabulations included: Mortgage debt for farms of operating owners (both full owners and part owners); taxes on farm property owned by full owners and part owners; work off their farms by farm operators for pay or income; age of operator; year of occupancy translated into the number of years the operators had been working their present farms; whether the farm operators reside on their farms; cooperative selling and purchasing of goods and services; farm labor employed at specified times; expenditures for selected items; inventories of automobiles, motortrucks, and tractors, with the year of latest model of each general class; the availability, use, and source of electric current; farms with telephones; kinds of roads adjoining farms; race of farm operators; inventory of goats; mohair production; goats milked; farm slaughter, purchases, and sales of various classes of livestock; miscellaneous poultry; fur-bearing animals kept in captivity; and pelts and information for those crops which were not carried in the first series, namely, the individual annual legumes, clover and grass seeds, miscellaneous field crops, farm garden, vegetables harvested for sale, horticultural specialties, small fruits, tree fruits, nuts, and grapes.

The third series tabulations covered the calculated values of the livestock inventory, livestock products, and crops harvested; and the reported value of farm products sold, traded, or used by farm households, with statistics for farms classified by major source of income, and by total value of products, 1939.

The results of each of these three series of tabulations were released in the form of preliminary State and United States reports. The initial preliminary State report was issued December 23, 1940, while the first United States report on number of farms, land in farms, and value of land and buildings was published February 5, 1941.

Three series of bulletins, showing county and State totals, were issued for each State. In general, the subject matter of these bulletins followed the order of tabulation described above. The first and second series State bulletins, which contain statistics on farms, farm acreage, general farm data, livestock numbers and products, and crops were later bound and published as volume I (in 6 parts) of the Reports on Agriculture. The third series bulletins, one issued for each State, present county and State statistics on value of products and farms classified by major source of income and by total value of products. These were bound and published as volume II (in 3 parts) of the final Reports on Agriculture.

Three United States summary bulletins, presenting United States, geographic division, and State figures, were also published. In subject matter, these correspond to the first, second, and third series State bulletins; but they were not bound and published in volumes I and II. The United States, geographic division, and State figures contained in these three summary bulletins, as well as additional tabulations for many items, all arranged by subjects, make up this General Volume (volume III) of the Reports on Agriculture. The plan of publication for the censuses of Irrigation and Drainage has been described. As indicated previously, these Reports on Agriculture relate to the continental United States only. The agricultural statistics for outlying territories and possessions are published in separate bulletins.

A volume entitled "Special Poultry Report" was also issued. This publication contains State figures on all poultry items covered by the 1940 census—numbers on hand, 1940, and numbers raised, 1939, for chickens, ducks, turkeys, geese, guineas, pigeons, quail, pheasants, and other poultry; number of chickens sold, and number of chicken eggs produced, 1939—as well as all available comparative figures for preceding censuses. In addition, it contains tables showing figures for each county. for the 1940, 1935, and 1930 Censuses, on number of chickens on hand, chickens raised, chickens sold, and chicken eggs produced for farms classified by number of chickens on hand, county figures on number of farms reporting chickens raised, 1939, classified by number of chickens raised, and county figures on number of farms reporting turkeys raised, 1939, classified by number of turkeys raised.

Another volume entitled "Cows Milked and Dairy Products" is being prepared. This publication will contain State figures on all dairy items covered by the 1940 Census—cows kept for milk production on hand, Apr. 1, 1940, cows milked in 1939, milk produced, butter churned; milk, cream, and butter sold—as well as all available comparative figures for preceding censuses. In addition, county data for the 1940 Census are shown for the number of cows milked; milk produced; butter churned; milk, cream, and butter sold; and cows kept for milk production; for farms classified by number of cows milked. In this county table some comparative data are also shown for 1930 Census.

EXPLANATION OF TERMS

Detailed explanations of the terms used are given in the chapters of this volume where the item concerned is first discussed. All text discussions should be supplemented by a careful study of the instructions to enumerators and of the Farm and Ranch Schedule which are produced in the Appendix to this volume. Similar information, given in the general reports for previous censuses, should always be referred to in order to appraise the degree of comparability between the figures for the various censuses.

COMPARABILITY OF STATISTICS

Changes in date of enumeration.—Earlier, attention was called to the fact that the 1940 Census of Agriculture was taken as of April 1, the same date as the census of 1930; whereas the 1920 and middecennial enumerations of 1935 and 1925 were made as of January 1, the 1910 census as of April 15, and the preceding censuses as of June 1. These changes in the date of enumeration have an important bearing upon the degree of comparability between statistics for the same item in successive censuses. The outstanding example of an item seriously affected by changes in date of enumeration is, of course, the inventory number of any of the several species of livestock. This is true because of the seasonal variation in livestock numbers causes by births and purchases on the one hand as against sales, slaughter, and deaths on the other. A more detailed appraisal of this problem will be found in chapter VII of this volume. The livestock inventory is, however, only one of many items affected by changes in date of enumeration. It is known that reports on livestock products, such as the annual production figures on milk and eggs, are influenced by the season when the enumeration is made, due to the tendency to use current production in arriving at the yearly totals.

Changes in date of enumeration also affect the reports on crops and other historic items because of the seasonality of changes in residence of farm operators. The 3 months, January 1 to April 1, is a period when a large proportion of the shift of tenants between farms takes place. Where there has been a change in farm operators, correct answers to questions on acreage and production for the previous year are difficult to secure. In all cases memory of a fact becomes increasingly difficult as the time between its happening and the date of the census increases. On the other hand, an enumeration made early

in January may be more affected by omission of reports for absentee operators, than would be the case of a census taken in April after spring work had started and the growing season was more advance.

Changes in form of schedule and the wording of questions and instructions.— Reproductions of the 1940 Farm and Ranch Schedule, as well as the instructions to enumerators, will be found in the Appendix to this volume. Similar information for the Censuses of 1935, 1930, 1920, and 1910 will be found in the volume entitled "General Report" for each of these enumerations, while the 1925 farm schedule and instructions are reproduced in parts I, II, and III of the 1925 Reports on Agriculture. Volume V, part I of the 1900 Census Reports on Agriculture presents copies of the schedules used and other pertinent information for all enumerations from 1850 to 1900, inclusive. A study of the schedules and instructions will reveal that the inquiries on agriculture have undergone a continued process of evolution as a result of experience gained with previous censuses, shifts in the needs of the users of these statistics, and rapid and extensive changes in the form of American agriculture itself. These changes in schedule design and wording of questions and instructions are very important as affecting the comparability of the figures. Some outstanding examples of differences in inquiries, for the 1940 Census of Agriculture compared with preceding enumerations, are: Classification of land according to use, age groups for livestock inventories, regionalization of crop questions, crop season and units of production for citrus fruits, and breakdown and wording of the questions on value of products. These changes, as well as other principal differences, are discussed in the chapter covering that particular subject in this volume. It should be remembered that not only may the wording of the inquiry seriously affect the nature of the returns; but, in addition, the position of the inquiry on the schedule, its relation to other items, the mechanical arrangement of the question, and the punctuation employed are frequently of great importance. In the case of minor crops, of local importance only the degree of coverage may depend, to a considerable extent, upon whether the item is listed on the schedule or whether it must be written in by the enumerator. In this connection, see the discussion of the regionalization of the 1940 Farm and Ranch Schedule which has already been given. The incompleteness for minor crops may be of considerable importance from the standpoint of the individual item concerned, but on the basis of grand totals of acreage and value, such omissions are relatively unimportant.

Other factors affecting comparability.—Duplication of acreage undoubtedly occurred, in some cases, where the landlord and the tenant both reported operations on the rented land. Similarly, duplication may have been possible for tracts of land operated some distance from the home farm, particularly if the tracts were in different enumeration districts. Unwillingness of the farm operator to answer certain questions always causes some unsatisfactory returns. The various agricultural programs have undoubtedly influenced the nature of the 1940 Census returns, but an appraisal of the effect of such programs is outside the scope of this volume.

504081 O - 43 - 2

Map of the United States. Showing Geographic Divisions

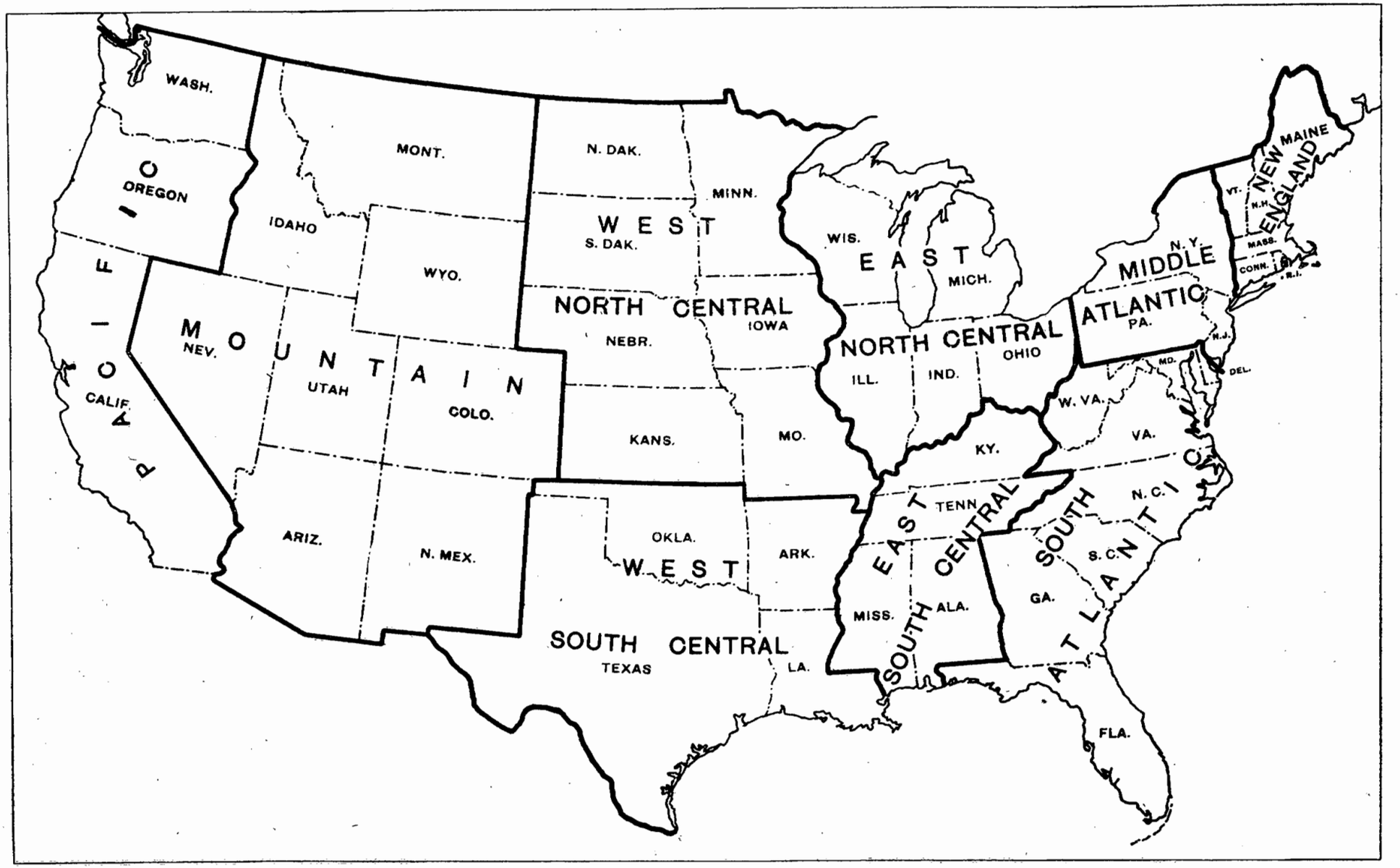

APPENDIX

1940

Page
Schedules.....1026
Instructions...1047
Index.....1069

1

CONFIDENTIAL CENSUS REPORT.—Your report is required by Act of Congress. This Act also makes it unlawful for the Bureau to disclose any facts, including population, resources, and business activities. Your

DEPARTMENT OF COMMERCE—BUREAU OF THE CENSUS
WASHINGTON
SIXTEENTH CENSUS OF THE UNITED STATES: 1940

FARM AND RANCH SCHEDULE

(Including Special Agricultural Operations)

Inventory Items, April 1, 1940 — Production Items, Calendar Year 1939

I.—FARM OPERATOR, APRIL 1, 1940

Code

1. Name of person .....
2. Address ..... (Street or Route No.) (Post office) (State)
3. Age ..... NOTE.—Report age and color or race as shown on Population Schedule. — A 1
4. Color or race: [Place a check (√) in proper block] — 2

11. White, including Mexican	22. Negro	23. Indian	24. Chinese	25. Japanese	26. Other (specify)

5. Do you reside on this farm? ..... (Yes or No) — 3

II.—FARM TENURE, APRIL 1, 1940

6. If you rent any farm land from others or manage any farm land for others, give names and addresses of the owners of the land and indicate for each owner whether a corporation:

Name ..... Incorporated? ..... (Yes or No)
Address ..... (Street or Route No.) (Post office) (State)
Name ..... Incorporated? ..... (Yes or No)
Address ..... (Street or Route No.) (Post office) (State)

7. What does the landlord furnish as his share in the operation of this farm?
   (a) Work animals ..... (All, Part, or None)
   (b) Tractor power ..... (All, Part, or None)
   (c) Fertilizer ..... (All, ¼, ½, etc., or None)
   (d) Seed ..... (All, ¼, ½, etc., or None)
   (e) Other ..... (Name and give share)

8. What did you agree to pay as rent for the year? — B 1

If cash, give total amount, explaining for what paid, as $530 for entire farm, $30 for 15 acres pasture, $75 for 25 acres hay land, etc.
If share of crops or of animal increase, give kind and report share in fractions, as ¼ corn, ½ young animals, ¼ cotton, etc.
If definite quantity, give kind and report in bushels, pounds, etc., as 600 bushels wheat, 4 bales cotton, etc.
If other rent, specify, as upkeep of farm, keep of landlord, etc.

9. Do you operate this farm for others as hired manager? ..... (Yes or No)
10. How many acres in this farm do you own? ..... Acres ..... — A 4
11. How many acres in this farm do you rent from others? ..... Acres .....

The sum of Questions 10 and 11 must equal Question 12, unless operated by a hired manager.

III.—FARM ACREAGE, APRIL 1, 1940

The sum of Questions 13 to 18, inclusive, must equal Question 12.

12. Total number of acres in this farm ..... Acres ..... — 5 Q 1
    Omit from this farm any land now rented to or cropped by others. Include all outlying or separate fields, meadows, pastures, woodland, or waste lands operated by the person whose name is given under Question 1, whether owned, rented from others, or managed for others. Secure a separate schedule for each tenant, renter, or cropper.
    Suggestion To Enumerator.—Before proceeding with the Farm Acreage, it may be helpful to fill in the information for Column 4 and for the reverse side of schedule. — A
13. Land from which crops were harvested in 1939 ..... Acres ..... — 6
    Include all field crops, all tame and wild hay cut, and gardens, orchards, and vineyards. Do not count the same land twice, even though two crops were harvested from it.
14. Land from which no crop was harvested in 1939 because of crop failure or destruction ..... Acres ..... — 7
    List "planted crops which failed" under Supplemental Information.
15. Cropland lying idle all of 1939 or land in summer fallow in 1939 (omit crop failure and land pastured) ..... Acres ..... — 8
16. Land used ONLY for pasture or grazing in 1939 which could be plowed and used for crops without additional clearing, drainage, or irrigation (omit cropland harvested and hay cut) ..... Acres ..... — 9
17. Woodland in this farm ..... Acres ..... — 10
    Include as woodland all farm wood lots or timber tracts, natural or planted, and cutover land with young growth, which has or will have value as wood or timber. Omit chaparral and woody shrubs.
18. All other land now in this farm ..... Acres ..... — 11
    Include rough pasture land (not woodland pasture), all waste land, also house yards, barnyards, feed lots, lanes, roads, etc.

IV.—VALUES, APRIL 1, 1940

Code A

19. Total value of this farm (land and buildings), including farm land and buildings rented from others ..... $..... (Omit cents) — 12
    Give the amount for which this farm (Question 12) would sell. Include the land actually operated by you as owner, renter, or manager, and all farm buildings and improvements. Omit farm implements and machinery, livestock, and land rented by you to tenants or croppers.

    If you own a part, but not all, of this farm—
    (a) How much of the total amount under Question 19 represents the value of the land and buildings owned by you? ..... $..... (Omit cents) — 13
20. Value of all buildings on this farm ..... $..... (Omit cents) — 14
    Included in answer to Question 19.
21. Value of farm implements and machinery used in operating this farm, including automobiles, tractors, motortrucks, and trailers (present market value) ..... $..... (Omit cents) — 15
    Include all farm implements; tools; wagons; harnesses; dairy equipment; cotton gins; threshing machines; combines; apparatus for making cider, grape juice, and sirup and for drying fruits; and all other farm machinery. Omit commercial mills and factories; also permanently installed irrigation and drainage equipment.

V.—FARM MORTGAGE DEBT AND FARM TAXES

If you own all or part of this farm— — B

22. Was there any mortgage debt on the land and buildings so owned on April 1, 1940? ..... (Yes or No) — 2
23. Total amount of outstanding mortgage debt on such land and buildings ..... $..... (Omit cents) — 3
24. What was the annual rate (contract rate) of interest on the first mortgage debt? (Report fractions) ..... (Percent) — 4

If you own all or part of this farm—

25. Give amount of taxes levied in 1939 on the REAL ESTATE of this farm owned by you on April 1, 1940 (include buildings and other improvements, but do not include taxes levied by drainage or irrigation districts) ..... $..... (Omit cents) — 5
26. Give amount of taxes levied in 1939 on PERSONAL property owned by you on this farm (include livestock, machinery, etc., but do not include automobile taxes, fees, or licenses) ..... $..... (Omit cents) — 6

VI.—OTHER LAND OWNED, APRIL 1, 1940

27. Do you own any land in addition to that shown under Question 10? (Do not include residential and nonfarm building sites) ..... (Yes or No) — 7
28. How many acres of such land are rented or are to be rented this year to others (including that rented to croppers)? ..... Acres ..... — 8

VII.—WORK OFF FARM AND YEARS ON THIS FARM

C

29. How many days in 1939 did you work for pay or income off the farm you operated? ..... Days ..... (If no days, write "None") — 1

    OF THESE, HOW MANY WERE SPENT—
    (a) At farm work, not connected with your farm? ..... Days ..... — 2
    (b) At nonfarm jobs (including road work and relief or "made" work), businesses, or professions? ..... Days ..... — 3
    NOTE.—Total of (a) and (b) must equal total days worked off the farm. — 4

    For (b), specify principal nonfarm occupation and industry:
    Nonfarm occupation ..... (Miner, spinner, proprietor, teacher, foreman, section hand, etc.) Industry ..... (Coal mine, cotton mill, general store, public school, road work, railroad, W.P.A., C.C.C., N.Y.A., etc.)
30. Year when you began to operate THIS farm ..... (Year) — 5

VIII.—IRRIGATION

A

31. Land from which irrigated crops were harvested in 1939 ..... Acres ..... — 16
    Do not count land twice, even though two crops were harvested from it.
32. Land irrigated in 1939 and used ONLY for grazing or pasture ..... Acres ..... — 17
33. Irrigation enterprise supplying water:
    If water is not supplied by an irrigation enterprise, explain, as pumped from own well, stream diversion, or city water, etc.

    NAME .....
    ADDRESS ..... (Street or Route No.) (Post office) (State)

(Reduced facsimile)

...names or identity, from your census reports. Only sworn census employees will see your statements. Data collected will be used solely for preparing statistical information concerning the Nation's ... Census Reports Cannot Be Used for Purposes of Taxation, Regulation, or Investigation

SCHEDULE No.

THIS COLUMN FOR OFFICE USE ONLY

CODE

TENURE

1. Full owner.
2. Part owner.
3. Manager.
4. Cash tenant.
5. Share-cash tenant.
6. Share tenant.
7. Cropper.
8. Other tenant.

SIZE

1. Under 10.
2. 10-29.
3. 30-49.
4. 50-69.
5. 70-99.
6. 100-139.
7. 140-179.
8. 180-219.
9. 220-259.
10. 260-499.
11. 500-999.
12. 1,000 and over

STATES

Connecticut. Delaware. District of Columbia. Illinois. Indiana. Iowa. Maine. Maryland. Massachusetts. Michigan. Minnesota. New Hampshire. New Jersey. New York. Ohio. Pennsylvania. Rhode Island. Vermont. West Virginia. Wisconsin.

REGION 1

DEFINITION OF A FARM

A farm, for Census purposes, is all the land on which some agricultural operations are performed by one person, either by his own labor alone or with the assistance of members of his household, or hired employees. The land operated by a partnership is likewise considered a farm. A "farm" may consist of a single tract of land, or a number of separate tracts, and the several tracts may be held under different tenures, as when one tract is owned by the farmer and another tract is rented by him. When a landowner has one or more tenants, renters, croppers, or managers, the land operated by each is considered a farm. Thus, on a plantation the land operated by each cropper, renter, or tenant should be reported as a separate farm, and the land operated by the owner or manager by means of wage hands should likewise be reported as a separate farm.

Include dry-lot or barn dairies, nurseries, greenhouses, hatcheries, fur farms, mushroom cellars, apiaries, cranberry bogs, etc.

Exclude "fish farms," fish hatcheries, "oyster farms," and "frog farms."

Do not report as a farm any tract of land of less than 3 acres, unless its agricultural products in 1939 were valued at $250 or more.

IX.—COOPERATIVE SELLING AND PURCHASING, 1939

Did you, in 1939, transact any business with or through— (Code C)

34. A cooperative SELLING organization? _____ (Yes or No) — 6
35. A cooperative BUYING organization? _____ (Yes or No) — 7
36. A cooperative SERVICE organization? _____ (Yes or No) — 8

X.—FARM LABOR

37. Number of workers 14 years old and over and wages paid for farm work on this farm (do not include housework or contract construction work):

CLASS OF LABOR	Number of persons 14 years old and over working the equivalent of 2 or more days the week of— Mar. 24-30, this year	Sept. 24-30, last year	Total cash wages paid for all hired labor in 1939	
	Number	*Number*	*Dollars*	D
(a) Operator and unpaid members of his family			x x x, x x x x	1, 2
(b) Labor hired by month			(Omit cents)	3, 4, 5
(c) Labor hired by day or week			(Omit cents)	6, 7, 8
(d) Others (include piece work and contract labor)			(Omit cents)	9, 10, 11

XI.—FARM EXPENDITURES IN 1939

38. Amount expended in 1939 for hay, grain, mill feed, and other products for use as feed for domestic animals and poultry _____ $_____ (Omit cents) — 12
39. Amount expended in 1939 for purchase of farm implements and machinery, including automobiles, tractors, motortrucks, and trailers _____ $_____ (Omit cents) — 13
See kinds of machinery listed under Question 21.
40. Amount expended in 1939 for gasoline, distillate, kerosene, and oil for use on this farm _____ $_____ (Omit cents) — 14
41. Amount expended in 1939 for building materials, including lumber, roofing materials, hardware, cement, paint, fencing material, etc., for use on this farm _____ $_____ (Omit cents) — 15

	Tons	Cost	
42. Commercial fertilizer bought in 1939 for use on this farm (report fractional tons)		$_____ (Omit cents)	16, 17
43. Liming materials—lime, marl, gypsum, etc., bought in 1939 for use on this farm. Underline or give kind.		$_____ (Omit cents)	18, 19

XII.—FARM MACHINERY AND FACILITIES, APRIL 1, 1940

	Number of units	Year of latest model	C
44. Number of automobiles on this farm			9, 10
45. Number of motortrucks on this farm			11, 12
46. Number of tractors on this farm			13, 14

47. Is there an electric distribution line within ¼ mile of the farm dwelling? _____ (Yes or No) — 15
48. If the dwelling is lighted by electricity, check (√) source of current: — 16
   1. Power line 2. Home plant
49. Is there a telephone on this farm? _____ (Yes or No) — 17
50. Check (√) each kind of road on which this farm is located: — 18
   1. Hard-surfaced 2. Gravel, shell, shale, etc. 3. Improved dirt 4. Unimproved dirt

ENUMERATOR'S RECORD AND CERTIFICATE

State _____ County _____ E. D. No. _____ (Code)

Number of farm in order of visitation _____

From Population Schedule:
Farm operator's name appears on Sheet No. _____; Line No. _____
Visitation number of farm operator's household _____
Visitation numbers of other households on this farm _____
If no dwelling, or if no occupied dwelling, on this farm, give the identification used to designate the place on your map, as: F-1; V-3, F-2; etc. _____

Minor Civil Division _____
Give name, also class, as township, town, ward, precinct, district, beat, etc.

If any part of this farm is in another Minor Civil Division, give location and acreage—

M. C. D.	COUNTY	ACRES

If this farm is located—
In surveyed area, give Sec. No. _____; Township _____; Range _____
Sec. No. _____; Township _____; Range _____
In incorporated place, give name _____
Enumeration completed by me at _____ {a. m. / p. m.} on the _____ day of _____, 1940.
(Signed) _____, Enumerator.

XIII.—SUPPLEMENTAL INFORMATION

Give any changes in the area of this farm or in your tenure since September 1, 1939 (if none, write "None")

Clarify any unusual entries in this report by adequate explanations below. Comment on unusual crops, yields, values, acreages, location and ownership of livestock, etc.:

SUMMER FALLOW

Land in tilled summer fallow in 1939 on which no crop was planted for harvest in 1939 _____ Acres _____
Include also in Question 15.

SOIL IMPROVEMENT CROPS

Total acres of crops plowed under in 1939 for soil improvement purposes ONLY—not pastured, grazed, hogged, or otherwise harvested (green manure crops) _____ Acres _____
Cowpeas, soybeans, vetches, rye, etc. Underline or give kind. Include all such crops even though another crop was grown on the same land in 1939. That part of this acreage from which no crop of any kind was harvested or grazed in 1939 should also be included under Question 15.

CROP FAILURE

Crops planted for harvest in 1939 which were not harvested because of crop failure, destruction, or low prices (do not consider as failure any crops which were grazed, hogged, or otherwise harvested for any purpose):

Name of first crop planted for harvest in 1939 which failed (1)	If replanted to a crop for harvest in 1939, name of second crop (2)	Acres of first crop which failed (3)	Acres of second crop harvested (4)

Report as reply to Question 14 the sum of acres in Column 3 minus the sum of acres in Column 4.

DOUBLE CROPPING

Crops which were harvested in 1939 in succession from the same acreage:

Name of first crop harvested (1)	Name of second crop harvested (2)	Acres of first crop harvested (3)	Acres of second crop harvested (4)

Interplanted crops which were harvested in 1939:

Name of principal crop (1)	Name of interplanted crop (2)	Acres of principal crop (3)	Acres of interplanted crop (4)

NOTE.—Double cropping must be considered in arriving at your reply to Question 13.

(Reduced facsimile)

OMITTED INQUIRY NUMBERS REPRESENT CROPS WHICH WILL BE INFREQUENTLY REPORTED IN THIS

XIV.—LIVESTOCK, APRIL 1, 1940, AND LIVESTOCK PRODUCTS, 1939 (Include animals on this farm or ranch, whether belonging to the farm operator or not, also animals belonging to this farm but grazing in national forests or on open range.)

	Total over 3 months old	3- to 27-month-old colts	Code
51. Horses of all kinds, including ponies, April 1, 1940 ..... Number			E 1, 2
52. Mules, April 1, 1940 ..... Number			3, 4

53. Cattle and calves *over 3 months old*, Apr. 1, 1940. Number 5
Of this number, how many were—
54. Cows and heifers that were 2 years old and over on January 1, 1940, and are—
(a) Kept mainly for milk production? .. Number 6
(b) Kept mainly for beef production? .. Number 7

Cows milked and dairy products, 1939:
55. Total cows milked during any part of 1939 (include heifers milked) ..... Number 8
56. Milk produced in 1939 (report in gallons: 8.6 pounds = 1 gallon) ..... Gallons 9
Report all milk produced, whether consumed, sold, fed to stock, or otherwise disposed of.
57. Butter churned on farm in 1939 ..... Pounds 10

58. Whole milk sold in 1939	59. Cream sold in 1939 (Butterfat content)	60. Butter sold in 1939	
Gallons	Pounds of butterfat	Pounds	11, 12, 13

61. Value of all dairy products sold or traded in 1939—milk, cream, butter, cheese, etc. (Omit cents) .... $ ..... P 1

62. Sheep and lambs *over 6 months old*, April 1, 1940 ..... Number ..... E 14
Of this number how many were—
63. Yearling ewes? ..... Number 15
64. Other ewes? ..... Number 16

NOTE.—If this farm has sheep on hand and no wool shorn in 1939, EXPLAIN.

	Number shorn	Pounds of wool shorn	
65. Sheep and lambs shorn in 1939 ..			17, 18

Report the number of sheep and lambs shorn and not the number of fleeces. If shorn twice, write "Shorn twice."

66. Hogs *over 4 months old*, April 1, 1940 ..... Number 19
Of this number, how many were—
67. Sows and gilts that farrowed since Dec. 1, 1939, or will farrow before June 1, 1940? Number 20

68. Animals butchered in 1939 for use on this farm or for sale from this farm	Cattle (excl. calves) 1.	Calves 2.	Hogs and pigs 3.	Sheep and lambs 4.	Code
Number					F 1, 2, 3, 4

69. Goats and kids *over 4 months old*, April 1, 1940	Number	Angoras	Other	
				5, 6

70. Mohair and kid hair clipped in 1939 ..... Pounds 7
71. Goats milked during any part of 1939 ..... Number 8

Livestock purchases and sales:	Cattle (excl. calves) 1.	Calves 2.	Hogs and pigs 3.	Sheep and lambs 4.	
72. Bought in 1939 ..... Number					9, 10, 11, 12
73. Sold alive in 1939 .. Number					13, 14, 15, 16

74. Value of all livestock sold or traded in 1939, except poultry, bees, and fur animals. (Omit cents) .. $ ..... P 2

NOTE.—If this farm has chickens on hand but raised none or produced no eggs in 1939, EXPLAIN.	Number on hand over 4 months old on April 1, 1940	Number raised in 1939	For office use only ↓	Code
75. Chickens				G 1, 2
76. Turkeys				3, 4
77. Ducks				5, 6
78. Other (specify)				7, 8

Report seperately geese, guineas, pigeons, quail, pheasants, etc.

79. Total chickens sold (including broilers and fryers) alive or dressed in 1939 ..... Number 9
Omit any sold as baby chicks.
80. Chicken eggs produced in 1939 ..... Dozens 10
81. Value of all poultry, eggs, baby chicks, poults, etc., sold or traded in 1939. (Omit cents) ..... $ ..... P 3
82. Hives of bees, April 1, 1940:
(a) Owned by others, but kept on this farm .. Number ..... G 11
(b) Owned by you, on this farm and on non-farm land such as deserts, hills, swamps, etc. ..... Number 12
83. Honey produced by your bees in 1939 ..... Pounds 13

FUR ANIMALS IN CAPTIVITY:	Silver fox	Mink	
84. Females *over 3 months old*, April 1, 1940 ..... Number			14, 15
85. Pelts taken in 1939 ..... Number			16, 17

Include only pelts taken from silver foxes and minks kept in captivity.

86. Value of wool, mohair, meat, hides, etc., bees, honey, wax, and fur animals and pelts sold or traded in 1939. (Omit cents) ..... $ ..... P 4

XV.—CROPS HARVESTED ON THIS FARM IN 1939

	Acres harvested in 1939	Quantity harvested in 1939	Code
CORN: Omit sweet corn (except for silage primarily). Also omit popcorn, "Egyptian corn," kafir, and milo maize. If grown with other crops, report total acreage of mixture. NOTE.—The sum of the acres reported under Questions 88-90 must equal the answer to Question 87.			H-1
87. Total acreage of corn for all purposes		x x x x x	1, X, X
88. Corn for grain, whether snapped, husked, or machine-harvested for grain ..... 56 lb. shelled corn or 70 lb. ear corn = 1 bu.		Bu.	4, 5, X
89. Corn cut for silage		Tons	7, 8, X
90. Whole plant hogged or grazed off by livestock, or cut for green or dry fodder and not husked or snapped		x x x x x	10, X, X
SORGHUMS: "Egyptian corn," kafir, milo, hegari, atlas, sorghum cane, sweet sorghums, etc.			H-2
91. All sorghums harvested for grain ..... Either threshed or fed in the head after cutting from stalk. 1 ton heads = 25 bushels grain.		Bu.	1, 2, X
92. All sorghums cut for silage only (green wt.)		Tons	4, 5, X
93. All sorghums cut for hay or fodder (dry wt.) .. Heads not cut off or threshed.		Tons	7, 8, X
94. Sweet sorghums harvested for sirup ..... Omit cane grown from stalks or cuttings. Report fractional acreage.		Gal.	10, 11, X
SMALL GRAINS threshed (or combined): NOTE.—Report grain hay under Question 121.			
95. Mixed grains, other than a flax and wheat mixture ..... Wheat and oats; wheat and barley; wheat and rye; oats and barley; oats and peas; etc. Underline or give mixture.		Bu.	J-95 2, 3, X
96. Oats threshed (or combined)		Bu.	H-3 1, 2, X
97. Oats cut for grain when ripe or nearly ripe and fed unthreshed (omit oat hay)		x x x x x	4, X, X
98. Barley threshed (or combined)		Bu.	J-98 2, 3, X
99. Rye threshed (or combined)		Bu.	J-99 2, 3, X
100. Flax threshed (or combined) ..... Where flax and wheat were grown together, report one-half of the acreage under each crop.		Bu.	J-00 2, 3, X
101. Winter wheat (fall or winter sown) threshed (or combined)		Bu.	H-4 1, 2, X
104. Spring wheat (spring sown) threshed (or combined)		Bu.	4, 5, X
105. Emmer and spelt threshed (or combined) .. Underline which.		Bu.	J-05 2, 3, X
106. Buckwheat threshed (or combined)		Bu.	J-06 2, 3, X
ANNUAL LEGUMES for all purposes, except plowed under for green manure: Where grown with corn or other crops, report acreage of mixture in second column. The annual legumes cured for hay included under Questions 108-115 must also be reported under Question 116. Report fractional acreage.	Acres grown in 1939: Alone	Acres grown in 1939: With other crops	Peas, beans, and seed harvested in 1939	
108. Soybeans, total			x x x x x	K-8 2, 3, X, X
For hay, beans, grazed or hogged off. (a) Harvested for beans only			Bu.	6, 7, 8, X
110. Cowpeas, total			x x x x x	K-0 2, 3, X, X
For hay, peas, grazed or hogged off. (a) Harvested for peas			Bu.	6, 7, 8, X
111. Vetches, velvetbeans, mung and horse beans ..... Underline kind.			Bu.	K-1 2, 3, 4, X
112. Other dry field and seed beans (navy, pea bean, Great Northern, kidney, lima, pinto, etc.) and lentils ..... Underline or give kind. Report green lima, snap, string, and wax beans under vegetables.			Bu.	K-2 2, 3, 4, X
115. Dry field and seed peas (specify kind) ..... Omit cowpeas. Report peas harvested green under vegetables.			Bu.	K-5 2, 3, 4, X
HAY CROPS: For each hay, give total production all cuttings, counting only once acres of land on which grown.	Acres harvested in 1939	Quantity harvested in 1939	
116. HAY FROM: Cowpeas, Peanuts, Canada peas, Austrian peas, Other peas, Vetches, Crotalaria, Soybeans, Velvetbeans, Horsebeans, Mungbeans, Other beans, Beggarweed, Lupines ..... Underline kind. Acres for hay included under Questions 108-115 must be reported here also. Include peanut vines saved for hay, but omit "straw" where beans or peas have been threshed.		Tons	J-16 2, 3, X
117. Alfalfa cut for hay		Tons	J-17 2, 3, X
118. Sweetclover cut for hay		Tons	J-18 2, 3, X
119. Lespedeza cut for hay		Tons	J-19 2, 3, X
120. Clover or timothy, alone or mixed, cut for hay (do not include sweetclover)		Tons	J-20 2, 3, X
121. Small grain hay—wheat, oats, barley, rye, etc. ..... Underline or give kind. Omit oats reported under Question 97.		Tons	J-21 2, 3, X
122. All other tame hay cut ..... Include old meadows, millet, Sudan, Johnson grass, orchard grass, redtop, crested wheatgrass, etc. Underline or give kind.		Tons	J-22 2, 3, X
123. Wild hay cut—marsh, prairie, or range grasses		Tons	J-23 2, 3, X

(Reduced facsimile)

GENERAL AREA. WHERE FRACTIONAL ACREAGE OR PRODUCTION IS REQUIRED, REPORT AS: 1/8, 1/4, 3/8, 1/2, 5/8, 3/4, 7/8, 1, 1 1/8, ETC.

SCHEDULE No.

THE ABOVE SPACE FOR OFFICE USE ONLY

STATES

Connecticut. Delaware. District of Columbia. Illinois. Indiana. Iowa. Maine. Maryland. Massachusetts. Michigan. Minnesota. New Hampshire. New Jersey. New York. Ohio. Pennsylvania. Rhode Island. Vermont. West Virginia. Wisconsin.

REGION 1.

CLOVER AND GRASS SEEDS: Report on "country-run" basis.	Acres harvested in 1939	Quantity harvested in 1939	Code
			J-24
124. Alfalfa seed		Bu.	2, 3, X
			J-25
125. Sweetclover seed		Bu.	2, 3, X
			J-26
126. Lespedeza seed. Korean, Kobe, sericea, etc. Underline or give kind.		Lb.	2, 3, X
			J-27
127. Clover seed. Red, mammoth, Ladino, alsike, crimson, white Dutch, etc. Underline or give kind.		Bu.	2, 4, X
			J-28
128. Grass seed. Timothy, redtop, bluegrass, millet, Sudan, canary, bent, ryegrass, crested wheatgrass, etc. Underline or give kind.		Bu.	2, 3, X

MISCELLANEOUS CROPS: Report fractional acreage.			
			L-29
129. Irish potatoes. Grown for home use or for sale.		Bu.	1, 2, X
			L-31
131. Sweetpotatoes and yams. Grown for home use or for sale.		Bu.	1, 2, X
			L-32
132. Tobacco (total, all types). Give type number or local designation. If more than 1 type, give separate reports for each below:		Lb.	1, 2, X
		Lb.	
		Lb.	
			L-35
135. Sugar beets harvested for sugar		Tons.	1, 2, X
			L-37
137. Broomcorn		Lb.	1, 2, X
			L-38
138. Popcorn		Bu.	1, 2, X
			L-39
139. Mint harvested for oil. Peppermint and spearmint. Underline which.		Lb. (Oil)	1, 2, X
			L-40
140. Silage crops, other than corn and sorghums (specify). Alfalfa silage, soybean silage, oat silage, etc. Omit byproducts, as beet tops and pulp, pea vines, etc.		Tons.	1, 2, X
			L-41
141. Root and grain crops (other than corn and annual legumes) hogged or grazed off		x x x x x	1, X, X
142. Other field crops not elsewhere reported. Give name and unit of measure.		Unit	L- 1, 2, X
		Unit	L- 1, 2, X

Report: Chicory. Cotton. Flax for fiber. Ginseng. Golden seal. Hemp. Hops. Peanuts. Pumpkins for feed. Sunflower seed. Wormseed, etc.

143. Value of the crops reported under Questions 87–142 (including landlord's share) which were or are to be sold or traded (omit cents) $ ____ — P 5

VEGETABLES FOR FARM HOUSEHOLD(S') USE:			
144. Value of vegetables grown on this farm in 1939 for consumption by your family and by all households on this farm $ ____ Omit Irish and sweet potatoes, also any vegetables fed to animals. (Omit cents)			M-44 X, X, 3

VEGETABLES harvested in 1939 FOR SALE (not for home use): Include vegetables sold to canneries. NOTE.—Where a crop was harvested following another on the same land during the year, report acreage for each crop. For office use only → ____ — P 6

Report fractional acreage. Omit cents	Vegetables harvested in 1939 for sale: Acres	Value	Code	Report fractional acreage. Omit cents	Vegetables harvested in 1939 for sale: Acres	Value	
			M-46				M-58
146. Asparagus		$	2, 3	158. Eggplant		$	2, 3
147. Green lima beans		$	2, 3	161. Lettuce		$	2, 3
			M-47				M-61
148. Snap, string, or wax beans		$	2, 3	162. Dry onions		$	2, 3
			M-48				M-62
149. Beets (table)		$	2, 3	163. Green peas		$	2, 3
			M-49				M-63
151. Cabbage		$	2, 3	164. Sweet peppers and pimientos		$	2, 3
			M-51				M-64
152. Cantaloups, muskmelons, honeyballs, honeydews, casabas, Persian, etc.		$	2, 3	165. Spinach		$	2, 3
			M-52				M-65
153. Carrots		$	2, 3	166. Tomatoes		$	2, 3
			M-53				M-66
154. Cauliflower		$	2, 3	167. Watermelons		$	2, 3
			M-54				M-67
155. Celery		$	2, 3	168. Other* Specify.		$	2, 3
			M-55				M-
156. Sweet corn		$	2, 3			$	2, 3
			M-56				M-
157. Cucumbers		$	2, 3			$	2, 3
			M-57				

* The following, if for sale, to be reported under Question 168: Globe artichokes. Italian green sprouting broccoli. Brussels sprouts. Swiss chard. Chinese cabbage. Collards. Water cress. Dandelions. Endive. Escarole. Garlic. Horseradish. Kale. Kohlrabi. Mustard (greens). Okra. Green onions and shallots. Parsley. Parsnips. Hot peppers. Pumpkins. Radishes. Rhubarb. Romaine. Rutabagas. Salsify. Squash. Turnips, etc.

* List separately any other vegetables sold except Irish and sweet potatoes.

For office use only → ____ — P 7

HORTICULTURAL SPECIALTIES: Report fractional acreage.	Area in 1939	Sales in 1939	
169. Crops grown underglass (flowers and plants, also vegetables) and propagated mushrooms. Underline which.	(Sq. feet)	$ (Omit cents)	M-69 2, 3
170. Nursery products (trees, shrubs, vines, ornamentals, etc.)	(Acres)	$ (Omit cents)	M-70 2, 3
171. Flower and vegetable seeds, bulbs, and flowers and plants grown in the open. Underline which.	(Acres)	$ (Omit cents)	M-71 2, 3

SMALL FRUITS: Report fractional acreage. NOTE.—Do not report nonbearing acreage.	Acres harvested in 1939	Quantity harvested in 1939	Code
			M-72
172. Blackberries and dewberries (tame only)		Qt.	2, 3
			M-73
173. Tame blueberries		Qt.	2, 3
174. Wild blueberries. Where the land is used primarily for their production.		Qt.	4, 5
			M-76
176. Cranberries		Qt.	2, 3
			M-78
179. Black raspberries (tame only)		Qt.	2, 3
180. Red raspberries (tame only)		Qt.	4, 5
			M-81
181. Strawberries		Qt.	2, 3
			M-
183. Other (specify)		Qt.	2, 3
			M-
		Qt.	2, 3

Report: Boysenberries, currants, gooseberries, loganberries, youngberries, etc.

TREE FRUITS, NUTS, AND GRAPES:			
184. Land in bearing and nonbearing fruit orchards, vineyards, and planted nut trees, April 1, 1940 (omit nurseries) Acres ____ Report fractional acreage.			N (1st Num. only) 1, X

KIND OF FRUIT: Report dried fruits on fresh-weight basis. Do not include trees and vines in nursery.	Number of trees or vines, April 1, 1940: Not of bearing age	Of bearing age	Quantity harvested in 1939: Report fruits on fresh basis	
				N-85
185. Apples			Bu.	4, 5, 6
				N-86
187. Sour cherries			Lb.	4, 5, 6
188. Sweet cherries			Lb.	7, 8, 9
				N-89
189. Peaches			Bu.	4, 5, 6
				N-92
192. Pears			Bu.	4, 5, 6
				N-95
195. Plums and prunes			Bu.	4, 5, 6
				N-98
198. Grapes			Lb.	4, 5, 6
208. Other tree fruits. Give name and unit of measure.			Unit	N- 4, 5, 6
			Unit	N- 4, 5, 6
			Unit	N- 4, 5, 6
			Unit	N- 4, 5, 6

Report: Apricots, figs, nectarines, quinces, etc.

210. Improved pecans (budded, grafted, or top-worked)			Lb.	N-10 4, 5, 6
211. Wild or seedling pecans			Lb.	7, 8, 9
				N-
215. Other nuts. Specify.			Lb.	4, 5, 6
				N-
			Lb.	4, 5, 6
				N-
			Lb.	4, 5, 6

Report: Cultivated chestnuts, English or Persian walnuts, etc.

229. Value of all fruits and nuts, including small fruits, produced in 1939 that were or are to be sold or traded $ ____ (Omit cents) — P 8

230. Maple sirup and sugar made in 1939: Trees tapped ____ (Number) | Sirup ____ (Gallons) | Sugar ____ (Pounds) — N-30 4, 5, 6

XVI.—VALUE OF PRODUCTS USED AND OF FOREST PRODUCTS SOLD IN 1939

231. Value (estimated) of products of this farm in 1939 that were used by your family and by all households on this farm (meat, milk, poultry, eggs, honey, vegetables, fruits, firewood, fuel wood, etc.) $ ____ (Omit cents) — P 9

232. Value of forest products sold in 1939 $ ____ (Omit cents) — 10
Include firewood, fuel wood, standing timber, sawlogs, veneer logs, pulpwood, mine props, tanbark, charcoal, fence posts, railroad ties, poles and piling, turpentine, resin, maple sirup and sugar, etc.

(Reduced facsimile)

OMITTED INQUIRY NUMBERS REPRESENT CROPS WHICH WILL BE INFREQUENTLY REPORTED IN THIS

XIV.—LIVESTOCK, APRIL 1, 1940, AND LIVESTOCK PRODUCTS, 1939

Include animals on this farm or ranch, whether belonging to the farm operator or not, also animals belonging to this farm but grazing in national forests or on open range.

	Total over 3 months old	3- to 27-month-old colts	Code
51. Horses of all kinds, including ponies, April 1, 1940 ..... Number			E 1, 2
52. Mules, April 1, 1940 ..... Number			3, 4
53. Cattle and calves *over 3 months old*, Apr. 1, 1940 ..... Number			5
Of this number, how many were—			
54. Cows and heifers that were 2 years old and over on January 1, 1940, and are—			
(a) Kept mainly for milk production? ..... Number			6
(b) Kept mainly for beef production? ..... Number			7
Cows milked and dairy products, 1939:			
55. Total cows milked during any part of 1939 (include heifers milked) ..... Number			8
56. Milk produced in 1939 (report in gallons: 8.6 pounds = 1 gallon) ..... Gallons			9
Report all milk produced, whether consumed, sold, fed to stock, or otherwise disposed of.			
57. Butter churned on farm in 1939 ..... Pounds			10

58. Whole milk sold in 1939	59. Cream sold in 1939 (Butterfat content)	60. Butter sold in 1939	Code
Gallons	Pounds of butterfat	Pounds	11, 12, 13

61. Value of all dairy products sold or traded in 1939—milk, cream, butter, cheese, etc. (Omit cents) ..... $ ..... P 1

62. Sheep and lambs *over 6 months old*, April 1, 1940 ..... Number ..... E 14

Of this number how many were—

63. Yearling ewes? ..... Number 15

64. Other ewes? ..... Number 16

NOTE.—If this farm has sheep on hand and no wool shorn in 1939, EXPLAIN.

65. Sheep and lambs shorn in 1939	Number shorn	Pounds of wool shorn	Code
			17, 18

Report the number of sheep and lambs shorn and not the number of fleeces. If shorn twice, write "shorn twice."

66. Hogs *over 4 months old*, April 1, 1940 ..... Number 19

Of this number, how many were—

67. Sows and gilts that farrowed since Dec. 1, 1939, or will farrow before June 1, 1940? ..... Number 20

68. Animals butchered in 1939 for use on this farm or for sale from this farm	Cattle (excl. calves) 1.	Calves 2.	Hogs and pigs 3.	Sheep and lambs 4.	Code
Number					F 1, 2, 3, 4

69. Goats and kids *over 4 months old*, April 1, 1940 ..... Number	Angoras	Other	Code
			5, 6

70. Mohair and kid hair clipped in 1939 ..... Pounds 7

71. Goats milked during any part of 1939 ..... Number 8

Livestock purchases and sales:	Cattle (excl. calves) 1.	Calves 2.	Hogs and pigs 3.	Sheep and lambs 4.	Code
72. Bought in 1939 ..... Number					9, 10, 11, 12
73. Sold alive in 1939 ..... Number					13, 14, 15, 16

74. Value of all livestock sold or traded in 1939, except poultry, bees, and fur animals. (Omit cents) ..... $ ..... P 2

NOTE.—If this farm has chickens on hand but raised none or produced no eggs in 1939, EXPLAIN.	Number on hand over 4 months old on April 1, 1940	Number raised in 1939	Code
75. Chickens			G 1, 2
76. Turkeys			3, 4
77. Ducks			5, 6
78. Other (specify)			7, 8

For office use only

Report separately geese, guineas, pigeons, quail, pheasants, etc.

79. Total chickens sold (including broilers and fryers) alive or dressed in 1939 ..... Number 9

Omit any sold as baby chicks.

80. Chicken eggs produced in 1939 ..... Dozens 10

81. Value of all poultry, eggs, baby chicks, poults, etc., sold or traded in 1939. (Omit cents) ..... $ ..... P 3

82. Hives of bees, April 1, 1940: G

(a) Owned by others, but kept on this farm ..... Number 11

(b) Owned by you, on this farm and on non-farm land such as deserts, hills, swamps, etc. ..... Number 12

83. Honey produced by your bees in 1939 ..... Pounds 13

FUR ANIMALS IN CAPTIVITY:	Silver fox	Mink	Code
84. Females *over 3 months old*, April 1, 1940 ..... Number			14, 15
85. Pelts taken in 1939 ..... Number			16, 17

Include only pelts taken from silver foxes and minks kept in captivity.

86. Value of wool, mohair, meat, hides, etc., bees, honey, wax, and fur animals and pelts sold or traded in 1939. (Omit cents) ..... $ ..... P 4

XV.—CROPS HARVESTED ON THIS FARM IN 1939

	Acres harvested in 1939	Quantity harvested in 1939	Code
CORN: Omit sweet corn (except for silage primarily). Also omit popcorn, "Egyptian corn," kafir, and milo maize. If grown with other crops, report total acreage of mixture.			
NOTE.—The sum of the acres reported under Questions 88-90 must equal the answer to Question 87.			H-1
87. Total acreage of corn for all purposes		x x x x x	1, X, X
88. Corn for grain, whether snapped, husked, or machine-harvested for grain ..... 56 lb. shelled corn or 70 lb. ear corn = 1 bu.		Bu	4, 5, X
89. Corn cut for silage		Tons	7, 8, X
90. Whole plant hogged or grazed off by livestock, or cut for green or dry fodder and not husked or snapped		x x x x x	10, X, X
SORGHUMS: "Egyptian corn," kafir, milo, hegari, atlas, sorghum cane, sweet sorghums, etc.			H-2
91. All sorghums harvested for grain ..... Either threshed or fed in the head after cutting from stalk. 1 ton heads = 25 bushels grain.		Bu	1, 2, X
92. All sorghums cut for silage only (green wt.)		Tons	4, 5, X
93. All sorghums cut for hay or fodder (dry wt.) ..... Heads not cut off or threshed.		Tons	7, 8, X
94. Sweet sorghums harvested for sirup ..... Omit cane grown from stalks or cuttings. Report fractional acreage.		Gal	10, 11, X
SMALL GRAINS threshed (or combined): NOTE.—Report grain hay under Question 121.			
95. Mixed grains, other than a flax and wheat mixture ..... Wheat and oats; wheat and barley; wheat and rye; oats and barley; oats and peas; etc. Underline or give mixture.		Bu	J-95 2, 3, X
96. Oats threshed (or combined)		Bu	H-3 1, 2, X
97. Oats cut for grain when ripe or nearly ripe and fed unthreshed (omit oat hay)		x x x x x	4, X, X J-96
98. Barley threshed (or combined)		Bu	2, 3, X J-99
99. Rye threshed (or combined)		Bu	2, 3, X
101. Winter wheat (fall or winter sown) threshed (or combined)		Bu	H-4 1, 2, X J-06
106. Buckwheat threshed (or combined)		Bu	2, 3, X
ANNUAL LEGUMES for all purposes, except plowed under for green manure: Where grown with corn or other crops, report acreage of mixture in second column. The annual legumes cured for hay included under Questions 108-115 must also be reported under Question 116. Report fractional acreage.	Acres grown in 1939: Alone	Acres grown in 1939: With other crops	Nuts, peas, beans, and seed harvested in 1939 — Code
108. Soybeans, total ..... For hay, beans, grazed or hogged off.		x x x x x	K-8 2, 3, X, X
(a) Harvested for beans only		Bu	6, 7, 8, X K-9
109. Peanuts, total ..... For hay, nuts, grazed or hogged off.		x x x x x	2, 3, X, X
(a) Harvested for picking and threshing		Lb	6, 7, 8, X K-0
110. Cowpeas, total ..... For hay, peas, grazed or hogged off.		x x x x x	2, 3, X, X
(a) Harvested for peas		Bu	6, 7, 8, X K-1
111. Vetches, velvetbeans, mung and horse beans (underline kind)		Bu	2, 3, 4, X
112. Other dry field and seed beans (navy, pea bean, Great Northern, kidney, lima, pinto, etc.) and lentils ..... Underline or give kind. Report green lima, snap, string, and wax beans under vegetables.		Bu	K-2 2, 3, 4, X
115. Dry field and seed peas (specify kind) ..... Omit cowpeas. Report peas harvested green under vegetables.		Bu	K-5 2, 3, 4, X
HAY CROPS: For each hay, give total production all cuttings, counting only once acres of land on which grown.			
116. HAY FROM: Cowpeas, Peanuts, Canada peas, Austrian peas, Other peas, Vetches, Crotalaria, Soybeans, Velvetbeans, Horsebeans, Mungbeans, Other beans, Beggarweed, Lupines ..... Underline kind. Acres for hay included under Questions 108-115 must be reported here also. Include peanut vines saved for hay, but omit "straw" where beans or peas have been threshed.		Tons	J-16 2, 3, X
117. Alfalfa cut for hay		Tons	J-17 2, 3, X
118. Sweetclover cut for hay		Tons	J-18 2, 3, X
119. Lespedeza cut for hay		Tons	J-19 2, 3, X
120. Clover or timothy, alone or mixed, cut for hay (do not include sweetclover)		Tons	J-20 2, 3, X
121. Small grain hay—wheat, oats, barley, rye, etc. ..... Underline or give kind. Omit oats reported under Question 97.		Tons	J-21 2, 3, X
122. All other tame hay cut ..... Include old meadows, millet, Sudan, Johnson grass, orchard grass, redtop, crested wheatgrass, etc. Underline or give kind.		Tons	J-22 2, 3, X
123. Wild hay cut—marsh, prairie, or range grasses		Tons	J-23 2, 3, X

(Reduced facsimile)

GENERAL AREA. WHERE FRACTIONAL ACREAGE OR PRODUCTION IS REQUIRED, REPORT AS: 1/2, 1/4, 3/8, 1/2, 5/8, 3/4, 7/8, 1, 1 1/2, ETC.

SCHEDULE No.

THE ABOVE SPACE FOR OFFICE USE ONLY

STATES

Kentucky.
Missouri.
North Carolina.
Tennessee.
Virginia.

REGION 2

CLOVER AND GRASS SEEDS: Report on "country-run" basis.	Acres harvested in 1939	Quantity harvested in 1939	Code
124. Alfalfa seed		Bu	J-24 2, 3, X
125. Sweetclover seed		Bu	J-25 2, 3, X
126. Lespedeza seed — Korean, Kobe, sericea, etc. Underline or give kind.		Lb	J-26 2, 3, X
127. Clover seed — Red, mammoth, Ladino, alsike, crimson, white Dutch, etc. Underline or give kind.		Bu	J-27 2, 3, X
128. Grass seed — Timothy, redtop, bluegrass, millet, Sudan, canary, bent, ryegrass, crested wheatgrass, etc. Underline or give kind.		Bu	J-28 2, 3, X
MISCELLANEOUS CROPS: Report fractional acreage.			
129. Irish potatoes — Grown for home use or for sale.		Bu	L-29 1, 2, X
130. Cotton harvested — If sold in the seed, estimate square bales of lint.		Running square bales (Fractions)	L-30 1, 2, X
131. Sweetpotatoes and yams — Grown for home use or for sale:		Bu	L-31 1, 2, X
132. Tobacco (total, all types) — Give type number or local designation. If more than 1 type, give separate reports for each below:		Lb	L-32 1, 2, X
		Lb	
		Lb	
140. Silage crops, other than corn and sorghums (specify) — Alfalfa silage, soybean silage, oat silage, etc. Omit byproducts, as beet tops and pulp, pea vines, etc.		Tons	L-40 1, 2, X
141. Root and grain crops (other than corn and annual legumes) hogged or grazed off		X X X X X Unit	L-41 1, X, X
142. Other field crops not elsewhere reported — Give name and unit of measure.		Unit	L- 1, 2, X
			L- 1, 2, X

Report: Broomcorn. Chufas. Flax for fiber. Flax for grain. Ginseng. Golden seal. Hemp. Hops. Kudzu. Popcorn. Rice. Sugarcane for sirup. Spring wheat, etc.

143. Value of the crops reported under Questions 87–142 (including landlord's share) which were or are to be sold or traded $ _____ (Omit cents) — P 5

VEGETABLES FOR FARM HOUSEHOLD(S') USE:

144. Value of vegetables grown on this farm in 1939 for consumption by your family and by all households on this farm $ _____ (Omit cents) — M-44 X, X, 3

Omit Irish and sweet potatoes, also any vegetables fed to animals.

VEGETABLES harvested in 1939 FOR SALE (not for home use): Include vegetables sold to canneries. — P 6

NOTE.—Where a crop was harvested following another on the same land during the year, report acreage for each crop. For office use only →

Report fractional acreage. Omit cents	Vegetables harvested in 1939 for sale: Acres	Value	Code	Report fractional acreage. Omit cents	Vegetables harvested in 1939 for sale: Acres	Value	Code
146. Asparagus		$	M-46 2, 3	160. Kale		$	M-60 2, 3
147. Green lima beans		$	M-47 2, 3	161. Lettuce		$	M-61 2, 3
148. Snap, string, or wax beans		$	M-48 2, 3	162. Dry onions		$	M-62 2, 3
149. Beets (table)		$	M-49 2, 3	163. Green peas		$	M-63 2, 3
151. Cabbage		$	M-51 2, 3	164. Sweet peppers and pimientos		$	M-64 2, 3
152. Cantaloupes, muskmelons, honeyballs, honeydews, casabas, Persian, etc.		$	M-52 2, 3	165. Spinach		$	M-65 2, 3
153. Carrots		$	M-53 2, 3	166. Tomatoes		$	M-66 2, 3
155. Celery		$	M-55 2, 3	167. Watermelons		$	M-67 2, 3
156. Sweet corn		$	M-56 2, 3	168. Other * (Specify)		$	M- 2, 3
157. Cucumbers		$	M-57 2, 3	List separately any other vegetables sold except Irish and sweet potatoes.			

* The following, if for sale, to be reported under Question 168: Globe artichokes. Italian green sprouting broccoli. Brussels sprouts. Cauliflower. Swiss chard. Chinese cabbage. Collards. Water cress. Dandelions. Eggplant. Endive. Escarole. Garlic. Horseradish. Kohlrabi. Mustard (greens). Okra. Green onions and shallots. Parsley. Parsnips. Hot peppers. Pumpkins. Radishes. Rhubarb. Romaine. Rutabagas. Salsify. Squash. Turnips, etc.

For office use only → — P 7

HORTICULTURAL SPECIALTIES: Report fractional acreage.

	Area in 1939	Sales in 1939	Code
169. Crops grown under glass (flowers and plants, also vegetables) and propagated mushrooms — Underline which.	(Sq. feet)	$ (Omit cents)	M-69 2, 3
170. Nursery products (trees, shrubs, vines, ornamentals, etc.)	(Acres)	$ (Omit cents)	M-70 2, 3
171. Flower and vegetable seeds, bulbs, and flowers and plants grown in the open — Underline which.	(Acres)	$ (Omit cents)	M-71 2, 3

SMALL FRUITS: Report fractional acreage. NOTE.—Do not report nonbearing acreage.	Acres harvested in 1939	Quantity harvested in 1939	Code
172. Blackberries and dewberries (tame only)		Qt	M-72 2, 3
178. Raspberries (tame only)		Qt	M-78 2, 3
181. Strawberries		Qt	M-81 2, 3
183. Other (specify)		Qt	M- 2, 3
		Qt	M- 2, 3

Report: Blueberries, boysenberries, cranberries, currants, gooseberries, loganberries, youngberries, etc.

TREE FRUITS, NUTS, AND GRAPES:

184. Land in bearing and nonbearing fruit orchards, vineyards, and planted nut trees, April 1, 1940 (omit nurseries) Acres _____ — N (1st three only) 1, X

Report fractional acreage.

KIND OF FRUIT: Report dried fruits on fresh-weight basis. Do not include trees and vines in nursery.	Number of trees or vines, April 1, 1940: Not of bearing age	Of bearing age	Quantity harvested in 1939: Report fruits on fresh basis	Code
185. Apples			Bu	N-85 4, 5, 6
186. Cherries			Lb	N-86 4, 5, 6
189. Peaches			Bu	N-89 4, 5, 6
192. Pears			Bu	N-92 4, 5, 6
195. Plums and prunes			Bu	N-95 4, 5, 6
198. Grapes			Lb	N-98 4, 5, 6
199. Figs (all varieties)			Lb Unit	N-99 4, 5, 6
208. Other tree fruits — Give name and unit of measure.			Unit	N- 4, 5, 6
			Unit	N- 4, 5, 6
				N- 4, 5, 6

Report: Apricots, nectarines, Japanese persimmons, quinces, etc.

210. Improved pecans (budded, grafted, or top-worked)			Lb	N-10 4, 5, 6
211. Wild or seedling pecans			Lb	7, 8, 9
215. Other nuts — Specify.			Lb	N- 4, 5, 6
			Lb	N- 4, 5, 6
			Lb	N- 4, 5, 6

Report: Cultivated chestnuts, English or Persian walnuts, etc.

229. Value of all fruits and nuts, including small fruits, produced in 1939 that were or are to be sold or traded $ _____ (Omit cents) — P 8

XVI.—VALUE OF PRODUCTS USED AND OF FOREST PRODUCTS SOLD IN 1939

231. Value (estimated) of products of this farm in 1939 that were used by your family and by all households on this farm (meat, milk, poultry, eggs, honey, vegetables, fruits, firewood, fuel wood, etc.) $ _____ (Omit cents) — P 9

232. Value of forest products sold in 1939 $ _____ (Omit cents) — 10

Include firewood, fuel wood, standing timber, sawlogs, veneer logs, pulpwood, mine props, tanbark, charcoal, fence posts, railroad ties, poles and piling, turpentine, resin, maple sirup and sugar, etc.

504081 O - 43 - 66

(Reduced facsimile)

OMITTED INQUIRY NUMBERS REPRESENT CROPS WHICH WILL BE INFREQUENTLY REPORTED IN THIS

XIV.—LIVESTOCK, APRIL 1, 1940, AND LIVESTOCK PRODUCTS, 1939

Include animals on this farm or ranch, whether belonging to the farm operator or not, also animals belonging to this farm but grazing in national forests or on open range.

	Total over 3 months old	3- to 27-month-old colts	Code
			E
51. Horses of all kinds, including ponies, April 1, 1940 ..... Number			1, 2
52. Mules, April 1, 1940 ..... Number			3, 4
53. Cattle and calves *over 3 months old*, Apr. 1, 1940 ..... Number			5
Of this number, how many were—			
54. Cows and heifers that were 2 years old and over on January 1, 1940, and are—			
(a) Kept mainly for milk production? ..... Number			6
(b) Kept mainly for beef production? ..... Number			7
Cows milked and dairy products, 1939:			
55. Total cows milked during any part of 1939 (include heifers milked) ..... Number			8
56. Milk produced in 1939 (report in gallons: 8.6 pounds = 1 gallon) ..... Gallons			9
Report all milk produced, whether consumed, sold, fed to stock, or otherwise disposed of.			
57. Butter churned on farm in 1939 ..... Pounds			10

58. Whole milk sold in 1939	59. Cream sold in 1939 (Butterfat content)	60. Butter sold in 1939	Code
Gallons	Pounds of butterfat	Pounds	11, 12, 13

	Code
61. Value of all dairy products sold or traded in 1939—milk, cream, butter, cheese, etc. (Omit cents) ..... $	P 1
	E
62. Sheep and lambs *over 6 months old*, April 1, 1940 ..... Number	14
Of this number how many were—	
63. Yearling ewes? ..... Number	15
64. Other ewes? ..... Number	16
NOTE.—If this farm has sheep on hand and no wool shorn in 1939, EXPLAIN.	
65. Sheep and lambs shorn in 1939 ..... Number shorn ..... Pounds of wool shorn	17, 18
Report the number of sheep and lambs shorn and not the number of fleeces. If shorn twice, write "Shorn twice."	
66. Hogs *over 4 months old*, April 1, 1940 ..... Number	19
Of this number, how many were—	
67. Sows and gilts that farrowed since Dec. 1, 1939, or will farrow before June 1, 1940? ..... Number	20

68. Animals butchered in 1939 for use on this farm or for sale from this farm	Cattle (excl. calves) 1.	Calves 2.	Hogs and pigs 3.	Sheep and lambs 4.	Code
					F
Number					1, 2, 3, 4

			Code
69. Goats and kids *over 4 months old*, April 1, 1940 ..... Number	Angoras	Other	5, 6
70. Mohair and kid hair clipped in 1939 ..... Pounds			7
71. Goats milked during any part of 1939 ..... Number			8

Livestock purchases and sales:	Cattle (excl. calves) 1.	Calves 2.	Hogs and pigs 3.	Sheep and lambs 4.	Code
72. Bought in 1939 ..... Number					9, 10, 11, 12
73. Sold alive in 1939 ..... Number					13, 14, 15, 16

	Code
74. Value of all livestock sold or traded in 1939, except poultry, bees, and fur animals. (Omit cents) ..... $	P 2

NOTE.—If this farm has chickens on hand but raised none or produced no eggs in 1939, EXPLAIN.	Number on hand over 4 months old on April 1, 1940	Number raised in 1939	For office use only	Code
				G
75. Chickens				1, 2
76. Turkeys				3, 4
77. Ducks				5, 6
78. Other (specify)				7, 8

Report separately geese, guineas, pigeons, quail, pheasants, etc.

	Code
79. Total chickens sold (including broilers and fryers) alive or dressed in 1939 ..... Number	9
Omit any sold as baby chicks.	
80. Chicken eggs produced in 1939 ..... Dozens	10
81. Value of all poultry, eggs, baby chicks, poults, etc., sold or traded in 1939. (Omit cents) ..... $	P 3
	G
82. Hives of bees, April 1, 1940:	
(a) Owned by others, but kept on this farm ..... Number	11
(b) Owned by you, on this farm and on non-farm land such as deserts, hills, swamps, etc. ..... Number	12
83. Honey produced by your bees in 1939 ..... Pounds	13

FUR ANIMALS IN CAPTIVITY:	Silver fox	Mink	Code
84. Females *over 3 months old*, April 1, 1940 ..... Number			14, 15
85. Pelts taken in 1939 ..... Number			16, 17
Include only pelts taken from silver foxes and minks kept in captivity.			

	Code
86. Value of wool, mohair, meat, hides, etc., bees, honey, wax, and fur animals and pelts sold or traded in 1939. (Omit cents) ..... $	P 4

XV.—CROPS HARVESTED ON THIS FARM IN 1939

	Acres harvested in 1939	Quantity harvested in 1939	Code
CORN: Omit sweet corn (except for silage primarily). Also omit popcorn, "Egyptian corn," kafir, and milo maize. If grown with other crops, report total acreage of mixture.			
NOTE.—The sum of the acres reported under Questions 88-90 must equal the answer to Question 87.			H-1
87. Total acreage of corn for all purposes		x x x x x	1, X, X
88. Corn for grain, whether snapped, husked, or machine-harvested for grain (56 lb. shelled corn or 70 lb. ear corn = 1 bu.)		Bu.	4, 5, X
89. Corn cut for silage		Tons	7, 8, X
90. Whole plant hogged or grazed off by livestock, or cut for green or dry fodder and not husked or snapped		x x x x x	10, X, X
SORGHUMS: "Egyptian corn," kafir, milo, hegari, atlas, sorghum cane, sweet sorghums, etc.			H-2
91. All sorghums harvested for grain (Either threshed or fed in the head after cutting from stalk. 1 ton heads = 25 bushels grain.)		Bu.	1, 2, X
92. All sorghums cut for silage only (green wt.)		Tons	4, 5, X
93. All sorghums cut for hay or fodder (dry wt.) (Heads not cut off or threshed.)		Tons	7, 8, X
94. Sweet sorghums harvested for sirup (Omit cane grown from stalks or cuttings. Report fractional acreage.)		Gal.	10, 11, X
SMALL GRAINS threshed (or combined): NOTE.—Report grain hay under Question 121.			J-95
95. Mixed grains, other than a flax and wheat mixture (Wheat and oats; wheat and barley; wheat and rye; oats and barley; oats and peas; etc. Underline or give mixture.)		Bu.	2, 3, X
			H-3
96. Oats threshed (or combined)		Bu.	1, 2, X
97. Oats cut for grain when ripe or nearly ripe and fed unthreshed (omit oat hay)		x x x x x	4, X, X
			J-98
98. Barley threshed (or combined)		Bu.	2, 3, X
			J-99
99. Rye threshed (or combined)		Bu.	2, 3, X
			H-4
101. Winter wheat (fall or winter sown) threshed (or combined)		Bu.	1, 2, X
			J-07
107. Rice (rough or paddy) threshed (or combined)		162-lb. bbl.	2, 3, X

ANNUAL LEGUMES for all purposes, except plowed under for green manure: Where grown with corn or other crops, report acreage of mixture in second column. The annual legumes cured for hay included under Questions 108-115 must also be reported under Question 116. Report fractional acreage.	Acres grown in 1939: Alone	Acres grown in 1939: With other crops	Nuts, peas, beans, and seed harvested in 1939	Code
				K-8
108. Soybeans, total			x x x x x	2, 3, X, X
For hay, beans, grazed or hogged off.				6, 7, 8, X
(a) Harvested for beans only			Bu.	K-9
109. Peanuts, total			x x x x x	2, 3, X, X
For hay, nuts, grazed or hogged off.				6, 7, 8, X
(a) Harvested for picking and threshing			Lb.	K-0
110. Cowpeas, total			x x x x x	2, 3, X, X
For hay, peas, grazed or hogged off.				6, 7, 8, X
(a) Harvested for peas			Bu.	K-1
111. Vetches, velvetbeans, mung and horse beans (underline kind)			Bu.	2, 3, 4, X
112. Other dry field and seed beans (navy, pea bean, Great Northern, kidney, lima, pinto, etc.) and lentils (Underline or give kind. Report green lima, snap, string, and wax beans under vegetables.)			Bu.	K-2 2, 3, 4, X
				K-5
115. Dry field and seed peas (specify kind) (Omit cowpeas. Report peas harvested green under vegetables.)			Bu.	2, 3, 4, X

HAY CROPS: For each hay, give total production all cuttings, counting only once acres of land on which grown. 116. HAY FROM: Cowpeas, Peanuts, Canada peas, Austrian peas, Other peas, Vetches, Crotalaria, Soybeans, Velvetbeans, Horsebeans, Mungbeans, Other beans, Beggarweed, Lupines. Underline kind. Acres for hay included under Questions 108-115 must be reported here also. Include peanut vines saved for hay, but omit "straw" where beans or peas have been threshed.	Acres harvested in 1939	Quantity harvested in 1939	Code
			J-16
		Tons	2, 3, X
			J-17
117. Alfalfa cut for hay		Tons	2, 3, X
			J-18
118. Sweetclover cut for hay		Tons	2, 3, X
			J-19
119. Lespedeza cut for hay		Tons	2, 3, X
			J-20
120. Clover or timothy, alone or mixed, cut for hay (do not include sweetclover)		Tons	2, 3, X
			J-21
121. Small grain hay—wheat, oats, barley, rye, etc. (Underline or give kind. Omit oats reported under Question 97.)		Tons	2, 3, X
			J-22
122. All other tame hay cut (Include old meadows, millet, Sudan, Johnson grass, orchard grass, redtop, crested wheatgrass, etc. Underline or give kind.)		Tons	2, 3, X
			J-23
123. Wild hay cut—marsh, prairie, or range grasses		Tons	2, 3, X

(Reduced facsimile)

GENERAL AREA. WHERE FRACTIONAL ACREAGE OR PRODUCTION IS REQUIRED, REPORT AS: $\frac{1}{8}$, $\frac{1}{4}$, $\frac{3}{8}$, $\frac{1}{2}$, $\frac{5}{8}$, $\frac{3}{4}$, $\frac{7}{8}$, 1, $1\frac{1}{8}$, ETC.

SCHEDULE No.

THE ABOVE SPACE FOR OFFICE USE ONLY

STATES

Alabama.
Georgia.
Mississippi.
South Carolina.

REGION 3

CLOVER AND GRASS SEEDS: Report on "country-run" basis.	Acres harvested in 1939	Quantity harvested in 1939	Code
			J-24
124. Alfalfa seed		Bu	2, 3, X
			J-25
125. Sweetclover seed		Bu	2, 3, X
			J-26
126. Lespedeza seed. Korean, Kobe, sericea, etc. Underline or give kind.		Lb	2, 3, X
			J-27
127. Clover seed. Red, mammoth, Ladino, alsike, crimson, white Dutch, etc. Underline or give kind.		Bu	2, 3, X
			J-28
128. Grass seed. Timothy, redtop, bluegrass, millet, Sudan, canary, bent, ryegrass, crested wheatgrass, etc. Underline or give kind.		Bu	2, 3, X

MISCELLANEOUS CROPS: Report fractional acreage.			
			L-29
129. Irish potatoes. Grown for home use or for sale.		Bu	1, 2, X
		Running square bales	L-30
130. Cotton harvested. If sold in the seed, estimate square bales of lint.		(Fractions)	1, 2, X
			L-31
131. Sweetpotatoes and yams. Grown for home use or for sale.		Bu	1, 2, X
			L-32
132. Tobacco (total, all types). Give type number or local designation. If more than 1 type, give separate reports for each below:		Lb	1, 2, X
		Lb	
		Lb	
			L-33
133. Sugarcane (not sorghum) for sirup. Include both thick and slender stalk varieties grown from stalks, cuttings, or stubble.		Gal. (Sirup)	1, 2, X
			L-40
140. Silage crops, other than corn and sorghums (specify). Alfalfa silage, soybean silage, oat silage, etc. Omit byproducts, as beet tops and pulp, pea vines, etc.		Tons	1, 2, X
			L-41
141. Root and grain crops (other than corn and annual legumes) hogged or grazed off		x x x x x	1, X, X
142. Other field crops not elsewhere reported. Give name and unit of measure.		Unit	L- 1, 2, X
		Unit	L- 1, 2, X

Report: Broomcorn. Buckwheat. Chufas. Flax for grain. Ginseng. Golden seal. Kudzu. Popcorn, etc.

143. Value of the crops reported under Questions 87–142 (including landlord's share) which were or are to be sold or traded $ (Omit cents)			P 5

VEGETABLES FOR FARM HOUSEHOLD(S') USE:			
144. Value of vegetables grown on this farm in 1939 for consumption by your family and by all households on this farm $ (Omit cents). Omit Irish and sweet potatoes, also any vegetables fed to animals.			M-44 X, X, 3

VEGETABLES harvested in 1939 FOR SALE (not for home use): Include vegetables sold to canneries. NOTE.—Where a crop was harvested following another on the same land during the year, report acreage for each crop. For office use only → P 6

Report fractional acreage. Omit cents	Vegetables harvested in 1939 for sale: Acres	Value	Code	Report fractional acreage. Omit cents	Vegetables harvested in 1939 for sale: Acres	Value	Code
			M-46				M-61
146. Asparagus		$	2, 3	161. Lettuce		$	2, 3
			M-47				M-62
147. Green lima beans		$	2, 3	162. Dry onions		$	2, 3
			M-48				M-63
148. Snap, string, or wax beans		$	2, 3	163. Green peas		$	2, 3
			M-49	164. Sweet peppers and pimientos		$	M-64
149. Beets (table)		$	2, 3				2, 3
			M-51				M-65
151. Cabbage		$	2, 3	165. Spinach		$	2, 3
152. Cantaloups, muskmelons, honeyballs, honeydews, casabas, Persian, etc.			M-52				M-66
				166. Tomatoes		$	2, 3
		$	2, 3				M-67
			M-53	167. Watermelons		$	2, 3
153. Carrots		$	2, 3				M-
			M-55	168. Other*. Specify.		$	2, 3
155. Celery		$	2, 3				M-
			M-56			$	2, 3
156. Sweet corn		$	2, 3				M-
			M-57			$	2, 3
157. Cucumbers		$	2, 3	List separately any other vegetables sold except Irish and sweet potatoes.			

* The following, if for sale, to be reported under Question 168: Globe artichokes. Italian green sprouting broccoli. Brussels sprouts. Cauliflower. Swiss chard. Chayote. Chinese cabbage. Collards. Water cress. Dandelions. Dasheen. Eggplant. Endive. Escarole. Garlic. Horseradish. Kale. Kohlrabi. Mustard (greens). Okra. Green onions and shallots. Parsley. Parsnips. Hot peppers. Pumpkins. Radishes. Rhubarb. Romaine. Rutabagas. Salsify. Squash. Turnips, etc.

For office use only → P 7

HORTICULTURAL SPECIALTIES: Report fractional acreage.	Area in 1939	Sales in 1939	Code
169. Crops grown under glass (flowers and plants, also vegetables) and propagated mushrooms. Underline which.	(Sq. feet)	$ (Omit cents)	M-69 2, 3
170. Nursery products (trees, shrubs, vines, ornamentals, etc.)	(Acres)	$ (Omit cents)	M-70 2, 3
171. Flower and vegetable seeds, bulbs, and flowers and plants grown in the open. Underline which.	(Acres)	$ (Omit cents)	M-71 2, 3

SMALL FRUITS: Report fractional acreage. NOTE.—Do not report nonbearing acreage.	Acres harvested in 1939	Quantity harvested in 1939	Code
			M-72
172. Blackberries and dewberries (tame only)		Qt	2, 3
			M-78
178. Raspberries (tame only)		Qt	2, 3
			M-81
181. Strawberries		Qt	2, 3
			M-
183. Other (specify)		Qt	2, 3
			M-
		Qt	2, 3

Report: Blueberries, boysenberries, currants, gooseberries, loganberries, youngberries, etc.

TREE FRUITS, NUTS, AND GRAPES:			
184. Land in bearing and nonbearing fruit orchards, vineyards, and planted nut trees, April 1, 1940 (omit nurseries) Acres. Report fractional acreage.			N (Tax items only) 1, X

KIND OF FRUIT: Report dried fruits on fresh-weight basis. Do not include trees and vines in nursery.	Number of trees or vines, April 1, 1940: Not of bearing age	Of bearing age	Quantity harvested in 1939. Report fruits on fresh basis	Code
				N-85
185. Apples			Bu	4, 5, 6
				N-86
186. Cherries			Lb	4, 5, 6
				N-89
189. Peaches			Bu	4, 5, 6
				N-92
192. Pears			Bu	4, 5, 6
				N-95
195. Plums and prunes			Bu	4, 5, 6
				N-98
198. Grapes			Lb	4, 5, 6
				N-99
199. Figs (all varieties)			Lb	4, 5, 6
208. Other tree fruits, except citrus. Give name and unit of measure.			Unit	N-
				4, 5, 6
			Unit	N-
				4, 5, 6
			Unit	N-
				4, 5, 6
			Unit	N-
				4, 5, 6

Report: Apricots, jujubes, nectarines, Japanese persimmons, pomegranates, quinces, etc.

210. Improved pecans (budded, grafted, or top-worked)			Lb	N-10 4, 5, 6
211. Wild or seedling pecans			Lb	7, 8, 9 N-14
214. Tung nuts			Lb	4, 5, 6 N-
215. Other nuts. Specify.			Lb	4, 5, 6 N-
			Lb	4, 5, 6 N-
			Lb	4, 5, 6

Report: Cultivated chestnuts, English or Persian walnuts, etc.

CITRUS FRUITS: Crop harvested, season of 1939–40. From the bloom of 1939.	Number of trees, April 1, 1940: Not of bearing age	Of bearing age	Quantity harvested in 1939–40 from the bloom of 1939	Code
216. Oranges (satsumas, tangerines, mandarins, etc.)			Bu	N-16 4, 5, 6
228. Other citrus. Give name and unit of measure.			Unit	N-
			Unit	4, 5, 6 N-
			Unit	4, 5, 6 N-
				4, 5, 6

Report: Grapefruit, kumquats, lemons, limes, etc.

229. Value of all fruits and nuts, including small fruits, produced in 1939 (1939–40 season for citrus) that were or are to be sold or traded $ (Omit cents)		P 8

XVI.—VALUE OF PRODUCTS USED AND OF FOREST PRODUCTS SOLD IN 1939

231. Value (estimated) of products of this farm in 1939 that were used by your family and by all households on this farm (meat, milk, poultry, eggs, honey, vegetables, fruits, firewood, fuel wood, etc.) $ (Omit cents)		P 9
232. Value of forest products sold in 1939 $ (Omit cents). Include firewood, fuel wood, standing timber, sawlogs, veneer logs, pulpwood, mine props, tanbark, charcoal, fence posts, railroad ties, poles and piling, turpentine, resin, maple sirup and sugar, etc.		10

(Reduced facsimile)

OMITTED INQUIRY NUMBERS REPRESENT CROPS WHICH WILL BE INFREQUENTLY REPORTED IN

XIV.—LIVESTOCK, APRIL 1, 1940, AND LIVESTOCK PRODUCTS, 1939

Include animals on this farm or ranch, whether belonging to the farm operator or not, also animals belonging to this farm but grazing in national forests or on open range.

	Total over 3 months old	3- to 27-month-old colts	Code
51. Horses of all kinds, including ponies, April 1, 1940 ..... Number			E 1, 2
52. Mules, April 1, 1940 ..... Number			3, 4

53. Cattle and **calves** *over 3 months old*, Apr. 1, 1940 ..... Number 5

Of this number, how many were—

54. Cows and **heifers** that were 2 years old and over on January 1, 1940, and are—

(*a*) Kept mainly for **milk** production? ..... Number 6

(*b*) Kept mainly for **beef** production? ..... Number 7

Cows milked and dairy products, 1939:

55. Total **cows milked** during any part of 1939 (include heifers milked) ..... Number 8

56. Milk produced in 1939 (report in gallons: 8.6 pounds = 1 gallon) ..... Gallons 9

Report all milk produced, whether consumed, sold, fed to stock, or otherwise disposed of.

57. Butter churned on farm in 1939 ..... Pounds 10

58. Whole milk sold in 1939	59. Cream sold in 1939 (Butterfat content)	60. Butter sold in 1939	
Gallons	Pounds of butterfat	Pounds	11, 12, 13

61. Value of **all** dairy products **sold** or traded in 1939—milk, cream, butter, cheese, etc. (Omit cents) ..... $ ..... P 1

62. Sheep and **lambs** *over 6 months old*, April 1, 1940 ..... Number ..... E 14

Of this number how many were—

63. Yearling ewes? ..... Number 15

64. Other ewes? ..... Number 16

NOTE.—If this farm has sheep on hand and no wool shorn in 1939, **EXPLAIN.**

65. Sheep and lambs **shorn** in 1939 ..... Number shorn ..... Pounds of wool shorn 17, 18

Report the number of sheep and lambs shorn and not the number of fleeces. If shorn twice, write "Shorn twice."

66. Hogs *over 4 months old*, April 1, 1940 ..... Number 19

Of this number, how many were—

67. Sows and gilts that farrowed since Dec. 1, 1939, or will farrow before June 1, 1940? ..... Number 20

68. Animals butchered in 1939 for use on this farm or for sale from this farm	Cattle (excl. calves) 1.	Calves 2.	Hogs and pigs 3.	Sheep and lambs 4.	Code
Number					F 1, 2, 3, 4

69. Goats and **kids** *over 4 months old*, April 1, 1940 ..... Number ..... Angoras ..... Other 5, 6

70. Mohair and kid hair **clipped** in 1939 ..... Pounds 7

71. Goats **milked** during any part of 1939 ..... Number 8

Livestock purchases and sales:	Cattle (excl. calves) 1.	Calves 2.	Hogs and pigs 3.	Sheep and lambs 4.	
72. Bought in 1939 ..... Number					9, 10, 11, 12
73. Sold alive in 1939 ..... Number					13, 14, 15, 16

74. Value of **all** livestock **sold** or traded in 1939, except poultry, bees, and fur animals. (Omit cents) ..... $ ..... P 2

NOTE.—If this farm has chickens on hand but raised none or produced no eggs in 1939, **EXPLAIN.**	Number on hand over 4 months old on April 1, 1940	Number raised in 1939		Code
75. Chickens			For office use only ↓	G 1, 2
76. Turkeys				3, 4
77. Ducks				5, 6
78. Other (specify)				7, 8

Report separately geese, guineas, pigeons, quail, pheasants, etc.

79. Total chickens **sold** (including broilers and fryers) alive or dressed in 1939 ..... Number 9

Omit any sold as baby chicks.

80. Chicken **eggs produced** in 1939 ..... Dozens 10

81. Value of all poultry, eggs, baby chicks, poults, etc., **sold** or traded in 1939. (Omit cents) ..... $ ..... P 3

82. Hives of **bees**, April 1, 1940:

(*a*) **Owned by others**, but kept on this farm ..... Number ..... G 11

(*b*) **Owned by you**, on this farm and on non-farm land such as deserts, hills, swamps, etc ..... Number 12

83. Honey produced by your bees in 1939 ..... Pounds 13

FUR ANIMALS IN CAPTIVITY:	Silver fox	Mink	
84. Females *over 3 months old*, April 1, 1940 ..... Number			14, 15
85. Pelts taken in 1939 ..... Number			16, 17

Include only pelts taken from silver foxes and minks kept in captivity.

86. Value of wool, mohair, meat, hides, etc., bees, honey, wax, and fur animals and pelts **sold** or traded in 1939. (Omit cents) ..... $ ..... P 4

XV.—CROPS HARVESTED ON THIS FARM IN 1939

	Acres harvested in 1939	Quantity harvested in 1939	Code
CORN: Omit sweet corn (except for silage primarily). Also omit popcorn, "Egyptian corn," kafir, and milo maize. If grown with other crops, report total acreage of mixture. NOTE.—The sum of the acres reported under Questions 88-90 must equal the answer to Question 87.			H-1
87. Total acreage of corn for all purposes		x x x x x	1, X, X
88. Corn for grain, whether snapped, husked, or machine-harvested for grain (56 lb. shelled corn or 70 lb. ear corn = 1 bu.)		Bu.	4, 5, X
89. Corn cut for silage		Tons	7, 8, X
90. Whole plant hogged or grazed off by livestock, or cut for green or dry fodder and not husked or snapped		x x x x x	10, X, X
SORGHUMS: "Egyptian corn," kafir, milo, hegari, atlas, sorghum cane, sweet sorghums, etc.			H-2
91. All sorghums harvested for grain (Either threshed or fed in the head after cutting from stalk. 1 ton heads = 25 bushels grain.)		Bu.	1, 2, X
92. All sorghums cut for silage only (green wt.)		Tons	4, 5, X
93. All sorghums cut for hay or fodder (dry wt.). Heads not cut off or threshed.		Tons	7, 8, X
94. Sweet sorghums harvested for sirup (Omit cane grown from stalks or cuttings. Report fractional acreage.)		Gal.	10, 11, X
SMALL GRAINS threshed (or combined) NOTE.—Report grain hay under Question 121.			H-3
96. Oats threshed (or combined)		Bu.	1, 2, X
97. Oats cut for grain when ripe or nearly ripe and fed unthreshed (omit oat hay)		x x x x x	4, X, X
99. Rye threshed (or combined)		Bu.	J-99 2, 3, X
107. Rice (rough or paddy) threshed (or combined)		162-lb. bbl.	J-07 2, 3, X

ANNUAL LEGUMES for all purposes, except plowed under for green manure:

Where grown with corn or other crops, report acreage of mixture in second column. The annual legumes cured for hay included under Questions 108-115 must also be reported under Question 116. Report fractional acreage.	Acres grown in 1939: Alone	Acres grown in 1939: With other crops	Nuts, peas, beans, and seed harvested in 1939	Code
108. Soybeans, total (For hay, beans, grazed or hogged off.)			x x x x x	K-6 2, 3, X, X
(*a*) Harvested for beans only			Bu.	6, 7, 8, X
109. Peanuts, total (For hay, nuts, grazed or hogged off.)			x x x x x	K-9 2, 3, X, X
(*a*) Harvested for picking and threshing			Lb.	6, 7, 8, X
110. Cowpeas, total (For hay, peas, grazed or hogged off.)			x x x x x	K-0 2, 3, X, X
(*a*) Harvested for peas			Bu.	6, 7, 8, X
111. Vetches, velvetbeans, mung and horse beans (underline kind)			Bu.	K-1 2, 3, 4, X
112. Other dry field and seed beans (navy, pea bean, Great Northern, kidney, lima, pinto, etc.) and lentils. Underline or give kind. Report green lima, snap, string, and wax beans under vegetables.			Bu.	K-2 2, 3, 4, X
115. Dry field and seed peas (specify kind)			Bu.	K-5 2, 3, 4, X

Omit cowpeas. Report peas harvested green under vegetables.

HAY CROPS: For each hay, give total production all cuttings, counting only once acres of land on which grown.

116. HAY FROM: Cowpeas, Peanuts, Canada peas, Austrian peas, Other peas, Vetches, Crotalaria, Soybeans, Velvetbeans, Horsebeans, Mungbeans, Other beans, Bergarweed, Lupines	Acres harvested in 1939	Quantity harvested in 1939	Code
Underline kind. Acres for hay included under Questions 108-115 must be reported here also. Include peanut vines saved for hay, but omit "straw" where beans or peas have been threshed.		Tons	J-16 2, 3, X
117. Alfalfa cut for hay		Tons	J-17 2, 3, X
118. Sweetclover cut for hay		Tons	J-18 2, 3, X
119. Lespedeza cut for hay		Tons	J-19 2, 3, X
120. Clover or timothy, alone or mixed, cut for hay (do not include sweetclover)		Tons	J-20 2, 3, X
121. Small grain hay—wheat, oats, barley, rye, etc. Underline or give kind. Omit oats reported under Question 97.		Tons	J-21 2, 3, X
122. All other tame hay cut. Include old meadows, millet, Sudan, Johnson grass, orchard grass, redtop, crested wheatgrass, etc. Underline or give kind.		Tons	J-22 2, 3, X
123. Wild hay cut: marsh, prairie, or range grasses		Tons	J-23 2, 3, X

(Reduced facsimile)

THIS STATE. WHERE FRACTIONAL ACREAGE OR PRODUCTION IS REQUIRED, REPORT AS: 1/8, 1/4, 3/8, 1/2, 5/8, 3/4, 7/8, 1, 1 1/8, ETC.

SCHEDULE No.

THE ABOVE SPACE FOR OFFICE USE ONLY

STATE

Florida.

CLOVER AND GRASS SEEDS: Report on "country-run" basis.	Acres harvested in 1939	Quantity harvested in 1939	Code
124. Alfalfa seed		Bu	J-24 2, 3, X
125. Sweetclover seed		Bu	J-25 2, 3, X
126. Lespedeza seed. Korean, Kobe, sericea, etc. Underline or give kind.		Lb	J-26 2, 3, X
127. Clover seed. Red, mammoth, Ladino, alsike, crimson, white Dutch, etc. Underline or give kind.		Bu	J-27 2, 3, X
128. Grass seed. Timothy, redtop, bluegrass, millet, Sudan, canary, bent, ryegrass, crested wheatgrass, etc. Underline or give kind.		Bu	J-28 2, 3, X

MISCELLANEOUS CROPS: Report fractional acreage.			
129. Irish potatoes. Grown for home use or for sale.		Bu	L-29 1, 2, X
130. Cotton harvested. If sold in the seed, estimate square bales of lint.		Running square bales (Fractions)	L-30 1, 2, X
131. Sweetpotatoes and yams. Grown for home use or for sale.		Bu	L-31 1, 2, X
132. Tobacco (total, all types). Give type number or local designation. If more than 1 type, give separate reports for each below:		Lb	L-32 1, 2, X
		Lb	
		Lb	
133. Sugarcane (not sorghum) for sirup. Include both thick and slender stalk varieties grown from stalks, cuttings, or stubble.		Gal. (Sirup)	L-33 1, 2, X
134. Sugarcane cut for sugar or sale to mills		Tons (Cane)	L-34 1, 2, X
140. Silage crops, other than corn and sorghums (specify). Alfalfa silage, soybean silage, oat silage, etc. Omit byproducts, as beet tops and pulp, pea vines, etc.		Tons	L-40 1, 2, X
141. Root and grain crops (other than corn and annual legumes) hogged or grazed off		X X X X X Unit	L-41 1, X, X
142. Other field crops not elsewhere reported. Give name and unit of measure.		Unit	L- 1, 2, X
			L- 1, 2, X

Report: Barley, cassava, chufas, ginseng, golden seal, kudzu, wheat, etc.

143. Value of the crops reported under Questions 87–142 (including landlord's share) which were or are to be sold or traded $ (Omit cents) — P 5

VEGETABLES FOR FARM HOUSEHOLD(S') USE:

144. Value of vegetables grown on this farm in 1939 for consumption by your family and by all households on this farm $ (Omit cents) — M-44 X, X, X

Omit Irish and sweet potatoes, also any vegetables fed to animals.

VEGETABLES harvested in 1939 FOR SALE (not for home use): — P 6

Include vegetables sold to canneries.

NOTE.—Where a crop was harvested following another on the same land during the year, report acreage for each crop.

For office use only →

Report fractional acreage. Omit cents	Vegetables harvested in 1939 for sale: Acres	Value	Code	Report fractional acreage. Omit cents	Vegetables harvested in 1939 for sale: Acres	Value	Code
			M-46				M-61
146. Asparagus		$	2, 3	161. Lettuce		$	2, 3
			M-47				M-62
147. Green lima beans		$	2, 3	162. Dry onions		$	2, 3
			M-48				M-63
148. Snap, string, or wax beans		$	2, 3	163. Green peas		$	2, 3
			M-51	164. Sweet peppers and pimientos			M-64
151. Cabbage		$	2, 3			$	2, 3
152. Cantaloups, muskmelons, honeyballs, honeydews, casabas, Persian, etc			M-52				M-65
				165. Spinach		$	2, 3
		$	2, 3				M-66
			M-53	166. Tomatoes		$	2, 3
153. Carrots		$	2, 3				M-67
			M-55	167. Watermelons		$	2, 3
155. Celery		$	2, 3	168. Other* (specify)		$	M- 2, 3
			M-56				M-
156. Sweet corn		$	2, 3			$	2, 3
			M-57				M-
157. Cucumbers		$	2, 3			$	2, 3
			M-58				M-
158. Eggplant		$	2, 3			$	2, 3

List separately any other vegetables sold except Irish and sweet potatoes.

* The following, if for sale, to be reported under Question 168: Globe artichokes. Beets (table). Italian green sprouting broccoli. Brussels sprouts. Cauliflower. Swiss chard. Chayote. Chinese cabbage. Collards. Water cress. Dandelions. Dasheen. Endive. Escarole. Garlic. Horseradish. Kale. Kohlrabi. Mustard (greens). Okra. Green onions and shallots. Parsley. Parsnips. Hot peppers. Pumpkins. Radishes. Rhubarb. Romaine. Rutabagas. Salsify. Squash. Turnips, etc.

HORTICULTURAL SPECIALTIES: Report fractional acreage. — For office use only → — P 7

	Area in 1939	Sales in 1939	Code
169. Crops grown under glass (flowers and plants, also vegetables) and propagated mushrooms. Underline which.	(Sq. feet)	$ (Omit cents)	M-69 2, 3
170. Nursery products (trees, shrubs, vines, ornamentals, etc.)	(Acres)	$ (Omit cents)	M-70 2, 3
171. Flower and vegetable seeds, bulbs, and flowers and plants grown in the open. Underline which.	(Acres)	$ (Omit cents)	M-71 2, 3

REGION 4

SMALL FRUITS: Report fractional acreage. NOTE.—Do not report nonbearing acreage.	Acres harvested in 1939	Quantity harvested in 1939	Code
172. Blackberries and dewberries (tame only)		Qt	M-72 2, 3
181. Strawberries		Qt	M-81 2, 3
183. Other (specify)		Qt	M- 2, 3
		Qt	M- 2, 3

Report: Blueberries, boysenberries, currants, gooseberries, loganberries, raspberries, youngberries, etc.

TREE FRUITS, NUTS, AND GRAPES:

184. Land in bearing and nonbearing fruit orchards, vineyards, and planted nut trees, April 1, 1940 (omit nurseries) Acres — 0 (1st Rec only) 1, X

Report fractional acreage.

KIND OF FRUIT: Report dried fruits on fresh-weight basis. Do not include trees and vines in nursery.	Number of trees or vines, April 1, 1940: Not of bearing age	Of bearing age	Quantity harvested in 1939: Report fruits on fresh basis	Code
189. Peaches			Bu	0-89 4, 5, 6
192. Pears			Bu	0-92 4, 5, 6
195. Plums and prunes			Bu	0-95 4, 5, 6
198. Grapes			Lb	0-93 4, 5, 6
199. Figs (all varieties)			Lb	0-99 4, 5, 6
203. Japanese persimmons			Lb	0-03 4, 5, 6
204. Avocados			Lb	0-04 4, 5, 6
206. Guavas			Lb	0-06 4, 5, 6
207. Papayas			Lb	0-07 4, 5, 6
208. Other tree fruits, except citrus. Give name and unit of measure.			Unit	0- 4, 5, 6
			Unit	0- 4, 5, 6

Report: Apples, apricots, bananas, jujubes, loquats, mangoes, nectarines, pineapples, pomegranates, sapodillas, sugar apples, etc.

210. Improved pecans (budded, grafted, or top-worked)			Lb	0-10 4, 5, 6
211. Wild or seedling pecans			Lb	0-14 7, 8, 9
214. Tung nuts			Lb	0- 4, 5, 6
215. Other nuts (Specify)			Lb	0- 4, 5, 6
			Lb	0- 4, 5, 6

Report: Cultivated chestnuts, coconuts, English or Persian walnuts, etc.

CITRUS FRUITS: Crop harvested, season of 1939–40. From the bloom of 1939.	Number of trees, April 1, 1940: Not of bearing age	Of bearing age	Quantity harvested in 1939–40 from the bloom of 1939	Code
217. Satsuma oranges			Field boxes	0-16 4, 5, 6
218. Tangerines and mandarins			Field boxes	7, 8, 9
219. Other early and midseason oranges			Field boxes	10, 11, 12
220. Valencia and other late oranges			Field boxes	13, 14, 15
224. Seedless grapefruit (Marsh, etc.)			Field boxes	0-23 4, 5, 6
225. All other grapefruit			Field boxes	7, 8, 9
226. Lemons			Field boxes	0-26 4, 5, 6
227. Limes			Lb	0-27 4, 5, 6
228. Other citrus. Give name and unit of measure			Unit	0- 4, 5, 6
			Unit	0- 4, 5, 6

Report: Citrons, kumquats, limequats, etc.

229. Value of all fruits and nuts, including small fruits, produced in 1939 (1939–40 season for citrus) that were or are to be sold or traded $ (Omit cents) — P 8

XVI.—VALUE OF PRODUCTS USED AND OF FOREST PRODUCTS SOLD IN 1939

231. Value (estimated) of products of this farm in 1939 that were used by your family and by all households on this farm (meat, milk, poultry, eggs, honey, vegetables, fruits, firewood, fuel wood, etc.) $ (Omit cents) — P 9

232. Value of forest products sold in 1939 $ (Omit cents) — 10

Include firewood, fuel wood, standing timber, sawlogs, veneer logs, pulpwood, mine props, tanbark, charcoal, fence posts, railroad ties, poles and piling, turpentine, resin, maple sirup and sugar, etc.

(Reduced facsimile)

OMITTED INQUIRY NUMBERS REPRESENT CROPS WHICH WILL BE INFREQUENTLY REPORTED IN THIS

XIV.—LIVESTOCK, APRIL 1, 1940, AND LIVESTOCK PRODUCTS, 1939

Include animals on this farm or ranch, whether belonging to the farm operator or not, also animals belonging to this farm but grazing in national forests or on open range.

	Total over 3 months old	3- to 27-month-old colts	Code
51. **Horses** of all kinds, including ponies, April 1, 1940 ..... Number			E 1, 2
52. **Mules**, April 1, 1940 ..... Number			3, 4

53. **Cattle** and **calves** *over 3 months old*, Apr. 1, 1940 ..... Number 5

Of this number, how many were—

54. **Cows** and heifers that were 2 years old and over on January 1, 1940, and are—.

(a) Kept mainly for **milk** production? ..... Number 6

(b) Kept mainly for **beef** production? ..... Number 7

Cows milked and dairy products, 1939:

55. Total **cows milked** during any part of 1939 (include heifers milked) ..... Number 8

56. **Milk produced** in 1939 (report in gallons: 8.6 pounds = 1 gallon) ..... Gallons 9

Report all milk produced, whether consumed, sold, fed to stock, or otherwise disposed of.

57. **Butter churned** on farm in 1939 ..... Pounds 10

58. Whole milk sold in 1939	59. Cream sold in 1939 (Butterfat content)	60. Butter sold in 1939	
Gallons	Pounds of butterfat	Pounds	11, 12, 13

61. Value of all dairy products sold or traded in 1939—milk, cream, butter, cheese, etc. (Omit cents) ..... $ ..... P 1

62. **Sheep** and **lambs** *over 6 months old*, April 1, 1940 ..... Number ..... E 14

Of this number how many were—

63. **Yearling ewes?** ..... Number 15

64. **Other ewes?** ..... Number 16

NOTE.—If this farm has sheep on hand and no wool shorn in 1939, EXPLAIN.

	Number shorn	Pounds of wool shorn	
65. Sheep and lambs shorn in 1939			17, 18

Report the number of sheep and lambs shorn and not the number of fleeces. If shorn twice, write "Shorn twice."

66. **Hogs** *over 4 months old*, April 1, 1940 ..... Number 19

Of this number, how many were—

67. **Sows** and **gilts** that farrowed since Dec. 1, 1939, or will farrow before June 1, 1940? ..... Number 20

68. Animals butchered in 1939 for use on this farm or for sale from this farm	Cattle (excl. calves) 1.	Calves 2.	Hogs and pigs 3.	Sheep and lambs 4.	Code
Number					F 1, 2, 3, 4

69. **Goats** and **kids** *over 4 months old*, April 1, 1940 ..... Number ..... Angoras ..... Other 5, 6

70. **Mohair** and kid hair clipped in 1939 ..... Pounds 7

71. Goats **milked** during any part of 1939 ..... Number 8

Livestock purchases and sales:	Cattle (excl. calves) 1.	Calves 2.	Hogs and pigs 3.	Sheep and lambs 4.	
72. Bought in 1939 ..... Number					9, 10, 11, 12
73. Sold alive in 1939 ..... Number					13, 14, 15, 16

74. Value of all livestock sold or traded in 1939, except poultry, bees, and fur animals. (Omit cents) ..... $ ..... P 2

NOTE.—If this farm has chickens on hand but raised none or produced no eggs in 1939, EXPLAIN.	Number on hand over 4 months old on April 1, 1940	Number raised in 1939	For office use only ↓	Code
75. Chickens				G 1, 2
76. Turkeys				3, 4
77. Ducks				5, 6
78. Other (specify)				7, 8

Report separately geese, guineas, pigeons, quail, pheasants, etc.

79. Total chickens **sold** (including broilers and fryers) alive or dressed in 1939 ..... Number 9

Omit any sold as baby chicks.

80. Chicken **eggs produced** in 1939 ..... Dozens 10

81. Value of all poultry, eggs, baby chicks, poults, etc., **sold** or traded in 1939. (Omit cents) ..... $ ..... P 3

82. Hives of **bees**, April 1, 1940: G

(a) **Owned by others**, but kept on this farm ..... Number 11

(b) **Owned by you**, on this farm and on non-farm land such as deserts, hills, swamps, etc. ..... Number 12

83. **Honey** produced by your bees in 1939 ..... Pounds 13

FUR ANIMALS IN CAPTIVITY:	Silver fox	Mink	
84. **Females** *over 3 months old*, April 1, 1940 ..... Number			14, 15
85. **Pelts taken** in 1939 ..... Number			16, 17

Include only pelts taken from silver foxes and minks kept in captivity.

86. Value of wool, mohair, meat, hides, etc., bees, honey, wax, and fur animals and pelts **sold** or traded in 1939. (Omit cents) ..... $ ..... P 4

XV.—CROPS HARVESTED ON THIS FARM IN 1939

	Total acres harvested in 1939	Total quantity harvested in 1939	Irrigated acres harvested in 1939	Code
CORN: Omit sweet corn (except for silage primarily). Also omit popcorn, "Egyptian corn," kafir, and milo maize. If grown with other crops, report total acreage of mixture. NOTE.—The sum of the acres reported under Q. 88-90 must equal the answer to Q. 87.				H-1
87. Total acreage of corn for all purposes		x x x x		1, X, 3
88. Corn for grain, whether snapped, husked, or machine-harvested for grain (56 lb. shelled corn or 70 lb. ear corn = 1 bu.)		Bu.		4, 5, 6
89. Corn cut for silage		Tons		7, 8, 9
90. Whole plant hogged or grazed off by livestock, or cut for green or dry fodder and not husked or snapped		x x x x		10, X, 12
SORGHUMS: "Egyptian corn," kafir, milo, hegari, atlas, sorghum cane, sweet sorghums, etc.				H-2
91. All sorghums harvested for grain. Either threshed or fed in the head after cutting from stalk. 1 ton heads = 25 bu. grain.		Bu.		1, 2, 3
92. All sorghums cut for silage only. Green weight.		Tons		4, 5, 6
93. All sorghums cut for hay or fodder. Heads not cut off or threshed. Dry weight.		Tons		7, 8, 9
94. Sweet sorghums harvested for sirup. Omit cane grown from stalks or cuttings. Report fractional acreage.		Gal.		10, 11, 12
SMALL GRAINS threshed (or combined): NOTE.—Report grain hay under Question 121.				
95. Mixed grains, **other than a flax and wheat mixture**. Wheat and oats; wheat and barley; wheat and rye; oats and barley; oats and peas; etc. Underline or give mixture.		Bu.		J-95 2, 3, 4
96. Oats threshed (or combined)		Bu.		H-3 1, 2, 3
97. Oats cut for grain when ripe or nearly ripe and fed unthreshed. Omit oat hay.		x x x x		4, X, 6 J-98
98. Barley threshed (or combined)		Bu.		2, 3, 4 J-99
99. Rye threshed (or combined)		Bu.		2, 3, 4 J-100
100. Flax threshed (or combined). Where flax and wheat were grown together, report one-half the acreage under each crop.		Bu.		2, 3, 4
101. Winter wheat (fall or winter sown) threshed (or combined)		Bu.		H-4 1, 2, 3
102. Durum and macaroni wheat (spring sown) threshed (or combined)		Bu.		4, 5, 6
103. Other spring wheat (spring sown) threshed (or combined)		Bu.		7, 8, 9
105. Emmer and spelt threshed (or combined). Underline which		Bu.		J-105 2, 3, 4
106. Buckwheat threshed (or combined)		Bu.		J-106 2, 3, 4

ANNUAL LEGUMES for all purposes, except plowed under for green manure:

Where grown with corn or other crops, report acreage of mixture in second column. The annual legumes cured for hay included under Q. 108-115 must also be reported under Q. 116. Report fractional acreage.	Total acres grown in 1939: Alone	Total acres grown in 1939: With other crops	Peas, beans, and seed harvested in 1939	Irrigated acres grown in 1939	Code
108. Soybeans, total. For hay, beans, grazed or hogged off.			x x x x		K-8 2, 3, X, 5
(a) Harvested for beans only			Bu.		6, 7, 8, 9
110. Cowpeas, total. For hay, peas, grazed or hogged off.			x x x x		K-0 2, 3, X, 5
(a) Harvested for peas			Bu.		6, 7, 8, 9
111. Vetches, velvetbeans, mung and horse beans. Underline kind.			Bu.		K-1 2, 3, 4, 5
112. Other dry field and seed beans (navy, pea bean, Great Northern, kidney, lima, pinto, etc.) and lentils. Underline or give kind. Report green lima, snap, string, and wax beans under vegetables.			Bu.		K-2 2, 3, 4, 5
115. Dry field and seed peas (specify kind). Omit cowpeas. Report peas harvested green under vegetables.			Bu.		K-5 2, 3, 4, 5

HAY CROPS: For each hay, give total production all cuttings, counting only once acres of land on which grown.

	Total acres harvested in 1939	Total quantity harvested in 1939	Irrigated acres harvested in 1939	Code
116. **HAY FROM**: Cowpeas, Peanuts, Canada peas, Austrian peas, Other peas, Vetches, Crotalaria, Soybeans, Velvetbeans, Horsebeans, Mungbeans, Other beans, Beggarweed, Lupines. Underline kind. Acres for hay included under Q. 108-115 must be reported here also.		Tons		J-116 2, 3, 4
Include peanut vines saved for hay, but omit "straw" where beans or peas have been threshed.				J-117
117. Alfalfa cut for hay		Tons		2, 3, 4 J-118
118. Sweetclover cut for hay		Tons		2, 3, 4 J-119
119. Lespedeza cut for hay		Tons		2, 3, 4 J-120
120. Clover or timothy, alone or mixed, cut for hay (do not include sweetclover)		Tons		2, 3, 4 J-121
121. Small grain hay—wheat, oats, barley, rye, etc. Underline or give kind. Omit oats reported under Question 97.		Tons		2, 3, 4 J-122
122. All other tame hay cut. Include old meadows, millet, Sudan, Johnson grass, orchard grass, redtop, crested wheatgrass, etc. Underline or give kind.		Tons		2, 3, 4 J-123
123. Wild hay cut—marsh, prairie, or range grasses		Tons		2, 3, 4

(Reduced facsimile)

GENERAL AREA. WHERE FRACTIONAL ACREAGE OR PRODUCTION IS REQUIRED, REPORT AS: 1/8, 1/4, 3/8, 1/2, 5/8, 3/4, 7/8, 1, 1 1/8, ETC.

SCHEDULE No.

THE ABOVE SPACE FOR OFFICE USE ONLY

STATES

Colorado.
Kansas.
Montana.
Nebraska.
North Dakota.
South Dakota.
Wyoming.

REGION 5

CLOVER AND GRASS SEEDS: Report on "country-run" basis.	Total acres harvested in 1939	Total quantity harvested in 1939	Irrigated acres harvested in 1939	Code
124. Alfalfa seed		Bu		J-24 2, 3, 4
125. Sweetclover seed		Bu		J-25 2, 3, 4
126. Lespedeza seed — Korean, Kobe, sericea, etc. Underline or give kind.		Lb		J-26 2, 3, 4
127. Clover seed — Red, mammoth, Ladino, alsike, crimson, white Dutch, etc. Underline or give kind.		Bu		J-27 2, 3, 4
128. Grass seed — Timothy, redtop, bluegrass, millet, Sudan, canary, bent, ryegrass, crested wheatgrass, etc. Underline or give kind.		Bu		J-28 2, 3, 4

MISCELLANEOUS CROPS: Report fractional acreage.				
129. Irish potatoes — Grown for home use or for sale.		Bu		L-29 1, 2, 3
131. Sweetpotatoes and yams — Grown for home use or for sale.		Bu		L-31 1, 2, 3
132. Tobacco		Lb		L-32 1, 2, 3
135. Sugar beets harvested for sugar		Tons		L-35 1, 2, 3
137. Broomcorn		Lb		L-37 1, 2, 3
138. Popcorn		Bu		L-38 1, 2, 3
140. Silage crops, other than corn and sorghums (specify) — Alfalfa silage, soybean silage, oat silage, etc. Omit byproducts, as beet tops and pulp, pea vines, etc.		Tons		L-40 1, 2, 3
141. Root and grain crops (other than corn and annual legumes) hogged or grazed off		x x x x x Unit		L-41 1 X, 3
142. Other field crops not elsewhere reported — Give name and unit of measure.		Unit		L- 1, 2, 3
				L- 1, 2, 3

Report: Cotton. Ginseng. Golden seal. Mustard seed. Peanuts. Pumpkins for feed. Rice. Sunflower seed, etc.

143. Value of the crops reported under Questions 87–142 (including landlord's share) which were or are to be sold or traded $____ (Omit cents) — P 5

VEGETABLES FOR FARM HOUSEHOLD(S') USE:

144. Value of vegetables grown on this farm in 1939 for consumption by your family and by all households on this farm $____ (Omit cents) — M-44 X, X, 3

Omit Irish and sweet potatoes, also any vegetables fed to animals.

VEGETABLES harvested in 1939 FOR SALE (not for home use): — P 6

Include vegetables sold to canneries.

NOTE.—Where a crop was harvested following another on the same land during the year, report acreage for each crop.

For office use only →

Report fractional acreage. Omit cents	Vegetables harvested in 1939 for sale: Acres	Value	Code
146. Asparagus		$	M-46 2, 3
147. Green lima beans		$	M-47 2, 3
148. Snap, string, or wax beans		$	M-48 2, 3
151. Cabbage		$	M-51 2, 3
152. Cantaloups, muskmelons, honeyballs, honeydews, casabas, Persian, etc.		$	M-52 2, 3
153. Carrots		$	M-53 2, 3
154. Cauliflower		$	M-54 2, 3
155. Celery		$	M-55 2, 3
156. Sweet corn		$	M-56 2, 3
157. Cucumbers		$	M-57 2, 3

Report fractional acreage. Omit cents	Vegetables harvested in 1939 for sale: Acres	Value	Code
161. Lettuce		$	M-61 2, 3
162. Dry onions		$	M-62 2, 3
163. Green peas		$	M-63 2, 3
165. Spinach		$	M-65 2, 3
166. Tomatoes		$	M-66 2, 3
167. Watermelons		$	M-67 2, 3
168. Other* — Specify.		$	M- 2, 3
		$	M- 2, 3
		$	M- 2, 3

List separately any other vegetables sold except Irish and sweet potatoes.

* The following, if for sale, to be reported under Question 168: Globe artichokes. Beets (table). Italian green sprouting broccoli. Brussels sprouts. Swiss chard. Chinese cabbage. Collards. Water cress. Dandelions. Eggplant. Endive. Escarole. Garlic. Horseradish. Kale. Kohlrabi. Mustard (greens). Okra. Green onions and shallots. Parsley. Parsnips. Hot peppers. Sweet peppers and pimientos. Pumpkins. Radishes. Rhubarb. Romaine. Rutabagas. Salsify. Squash. Turnips, etc.

HORTICULTURAL SPECIALTIES: — P 7

For office use only →

Report fractional acreage.

	Area in 1939	Sales in 1939	
169. Crops grown under glass (flowers and plants, also vegetables) and propagated mushrooms — Underline which.	(Sq. feet)	$ (Omit cents)	M-69 2, 3
170. Nursery products (trees, shrubs, vines, ornamentals, etc.)	(Acres)	$ (Omit cents)	M-70 2, 3
171. Flower and vegetable seeds, bulbs, and flowers and plants grown in the open — Underline which.	(Acres)	$ (Omit cents)	M-71 2, 3

SMALL FRUITS: Report fractional acreage. NOTE.—Do not report nonbearing acreage.	Acres harvested in 1939	Quantity harvested in 1939	Code
172. Blackberries and dewberries (tame only)		Qt	M-72 2, 3
178. Raspberries (tame only)		Qt	M-78 2, 3
181. Strawberries		Qt	M-81 2, 3
183. Other (specify)		Qt	M- 2, 3
		Qt	M- 2, 3
		Qt	M- 2, 3

Report: Blueberries, boysenberries, cranberries, currants, gooseberries, loganberries, youngberries, etc.

TREE FRUITS, NUTS, AND GRAPES:	Total acres, April 1, 1940	Acres irrigated in 1939	
184. Land in bearing and nonbearing fruit orchards, vineyards, and planted nut trees, April 1, 1940 (omit nurseries) — Report fractional acreage.			N (1st Runs only) 1, 2

KIND OF FRUIT: Report dried fruits on fresh-weight basis. Do not include trees and vines in nursery.	Number of trees or vines, April 1, 1940: Not of bearing age	Of bearing age	Quantity harvested in 1939 Report fruits on fresh basis	
185. Apples			Bu	N-85 4, 5, 6
187. Sour cherries			Lb	N-86 4, 5, 6
188. Sweet cherries			Lb	7, 8, 9
189. Peaches			Bu	N-89 4, 5, 6
192. Pears			Bu	N-92 4, 5, 6
195. Plums and prunes			Bu	N-95 4, 5, 6
198. Grapes			Lb	N-98 4, 5, 6
200. Apricots			Bu	N-00 4, 5, 6
208. Other tree fruits — Give name and unit of measure.			Unit	N- 4, 5, 6
			Unit	N- 4, 5, 6
			Unit	N- 4, 5, 6
			Unit	N- 4, 5, 6
			Unit	N- 4, 5, 6
210. Improved pecans (budded, grafted, or top-worked)			Lb	N-10 4, 5, 6
211. Wild or seedling pecans			Lb	7, 8, 9
215. Other nuts — Specify.			Lb	N- 4, 5, 6
			Lb	N- 4, 5, 6
			Lb	N- 4, 5, 6

Report: English or Persian walnuts, etc.

229. Value of all fruits and nuts, including small fruits, produced in 1939 that were or are to be sold or traded $____ (Omit cents) — P 8

XVI.—VALUE OF PRODUCTS USED AND OF FOREST PRODUCTS SOLD IN 1939

231. Value (estimated) of products of this farm in 1939 that were used by your family and by all households on this farm (meat, milk, poultry, eggs, honey, vegetables, fruits, firewood, fuel wood, etc.) $____ (Omit cents) — P 9

232. Value of forest products sold in 1939 $____ (Omit cents) — 10

Include firewood, fuel wood, standing timber, sawlogs, veneer logs, pulpwood, mine props, tanbark, charcoal, fence posts, railroad ties, poles and piling, turpentine, resin, maple sirup and sugar, etc.

(Reduced facsimile)

OMITTED INQUIRY NUMBERS REPRESENT CROPS WHICH WILL BE INFREQUENTLY REPORTED IN THIS

XIV.—LIVESTOCK, APRIL 1, 1940, AND LIVESTOCK PRODUCTS, 1939

Include animals on this farm or ranch, whether belonging to the farm operator or not, also animals belonging to this farm but grazing in national forests or on open range.

	Total over 3 months old	3- to 27-month-old colts	Code
51. Horses of all kinds, including ponies, April 1, 1940 ..... Number			E 1, 2
52. Mules, April 1, 1940 ..... Number			3, 4
53. Cattle and calves *over 3 months old*, Apr. 1, 1940 ..... Number			5
Of this number, how many were—			
54. Cows and heifers that were 2 years old and over on January 1, 1940, and are—			
(*a*) Kept mainly for milk production? ..... Number			6
(*b*) Kept mainly for beef production? ..... Number			7
Cows milked and dairy products, 1939:			
55. Total cows milked during any part of 1939 (include heifers milked) ..... Number			8
56. Milk produced in 1939 (report in gallons: 8.6 pounds = 1 gallon) ..... Gallons			9
Report all milk produced, whether consumed, sold, fed to stock, or otherwise disposed of.			
57. Butter churned on farm in 1939 ..... Pounds			10

58. Whole milk sold in 1939	59. Cream sold in 1939 (Butterfat content)	60. Butter sold in 1939	Code
Gallons	Pounds of butterfat	Pounds	11, 12, 13

	Code
61. Value of all dairy products sold or traded in 1939—milk, cream, butter, cheese, etc. (Omit cents) $	P 1
62. Sheep and lambs *over 6 months old*, April 1, 1940 ..... Number	E 14
Of this number how many were—	
63. Yearling ewes? ..... Number	15
64. Other ewes? ..... Number	16
NOTE.—If this farm has sheep on hand and no wool shorn in 1939, EXPLAIN.	
65. Sheep and lambs shorn in 1939 — Number shorn ..... Pounds of wool shorn	17, 18
Report the number of sheep and lambs shorn and not the number of fleeces. If shorn twice, write "Shorn twice."	
66. Hogs *over 4 months old*, April 1, 1940 ..... Number	19
Of this number, how many were—	
67. Sows and gilts that farrowed since Dec. 1, 1939, or will farrow before June 1, 1940? ..... Number	20

68. Animals butchered in 1939 for use on this farm or for sale from this farm	Cattle (excl. calves) 1.	Calves 2.	Hogs and pigs 3.	Sheep and lambs 4.	Code
Number					F 1, 2, 3, 4

			Code
69. Goats and kids *over 4 months old*, April 1, 1940 ..... Number	Angoras	Other	5, 6
70. Mohair and kid hair clipped in 1939 ..... Pounds			7
71. Goats milked during any part of 1939 ..... Number			8

Livestock purchases and sales:	Cattle (excl. calves) 1.	Calves 2.	Hogs and pigs 3.	Sheep and lambs 4.	Code
72. Bought in 1939 ..... Number					9, 10, 11, 12
73. Sold alive in 1939 ..... Number					13, 14, 15, 16

	Code
74. Value of all livestock sold or traded in 1939, except poultry, bees, and fur animals. (Omit cents). $	P 2

NOTE.—If this farm has chickens on hand but raised none or produced no eggs in 1939, EXPLAIN.	Number on hand over 4 months old on April 1, 1940	Number raised in 1939	For office use only	Code
75. Chickens				G 1, 2
76. Turkeys				3, 4
77. Ducks				5, 6
78. Other (specify)				7, 8
Report separately geese, guineas, pigeons, quail, pheasants, etc.				
79. Total chickens sold (including broilers and fryers) alive or dressed in 1939 ..... Number				9
Omit any sold as baby chicks.				
80. Chicken eggs produced in 1939 ..... Dozens				10
81. Value of all poultry, eggs, baby chicks, poults, etc., sold or traded in 1939. (Omit cents) $				P 3
82. Hives of bees, April 1, 1940:				G
(*a*) Owned by others, but kept on this farm ..... Number				11
(*b*) Owned by you, on this farm and on non-farm land such as deserts, hills, swamps, etc. ..... Number				12
83. Honey produced by your bees in 1939 ..... Pounds				13

FUR ANIMALS IN CAPTIVITY:	Silver fox	Mink	Code
84. Females *over 3 months old*, April 1, 1940 ..... Number			14, 15
85. Pelts taken in 1939 ..... Number			16, 17
Include only pelts taken from silver foxes and minks kept in captivity.			

	Code
86. Value of wool, mohair, meat, hides, etc., bees, honey, wax, and fur animals and pelts sold or traded in 1939. (Omit cents) $	P 4

XV.—CROPS HARVESTED ON THIS FARM IN 1939

	Total acres harvested in 1939	Total quantity harvested in 1939	Irrigated acres harvested in 1939	Code
CORN: Omit sweet corn (except for silage primarily). Also omit popcorn, "Egyptian corn," kafir, and milo maize. If grown with other crops, report total acreage of mixture. NOTE.—The sum of the acres reported under Q. 88-90 must equal the answer to Q. 87.				H-1
87. Total acreage of corn for all purposes		x x x x		1, X, 3
88. Corn for grain, whether snapped, husked, or machine-harvested for grain (56 lb. shelled corn or 70 lb. ear corn = 1 bu.)		Bu.		4, 5, 6
89. Corn cut for silage		Tons		7, 8, 9
90. Whole plant hogged or grazed off by livestock, or cut for green or dry fodder and not husked or snapped		x x x x		10, X, 12
SORGHUMS: "Egyptian corn," kafir, milo, heguri, atlas, sorghum cane, sweet sorghums, etc.				H-2
91. All sorghums harvested for grain. Either threshed or fed in the head after cutting from stalk. 1 ton heads = 25 bu. grain.		Bu.		1, 2, 3
92. All sorghums cut for silage only. Green weight.		Tons		4, 5, 6
93. All sorghums cut for hay or fodder. Heads not cut off or threshed. Dry weight.		Tons		7, 8, 9
94. Sweet sorghums harvested for sirup. Omit cane grown from stalks or cuttings. Report fractional acreage		Gal.		10, 11, 12
SMALL GRAINS threshed (or combined): NOTE.—Report grain hay under Question 121.				J-95
95. Mixed grains, other than a flax and wheat mixture. Wheat and oats; wheat and barley; wheat and rye; oats and barley; oats and peas; etc. Underline or give mixture.		Bu.		2, 3, 4
				H-3
96. Oats threshed (or combined)		Bu.		1, 2, 3
97. Oats cut for grain when ripe or nearly ripe and fed unthreshed. Omit oat hay.		x x x x		4, X, 6
				J-98
98. Barley threshed (or combined)		Bu.		2, 3, 4
				J-99
99. Rye threshed (or combined)		Bu.		2, 3, 4
101. Winter wheat (fall or winter sown) threshed (or combined)		Bu.		H-4 1, 2, 3
104. Spring wheat (spring sown) threshed (or combined)		Bu.		4, 5, 6
107. Rice (rough or paddy) threshed (or combined)		162-lb. bbl.		J-07 2, 3, 4

ANNUAL LEGUMES for all purposes, except plowed under for green manure: Where grown with corn or other crops, report acreage of mixture in second column. The annual legumes cured for hay included under Q. 108-115 must also be reported under Q. 116. Report fractional acreage.	Total acres grown in 1939 — Alone	With other crops	Nuts, peas, beans, and seed harvested in 1939	Irrigated acres grown in 1939	Code
					K-8
108. Soybeans, total. For hay, beans, grazed or hogged off.			x x x x		2, 3, X, 5
(*a*) Harvested for beans only			Bu.		6, 7, 8, 9
					K-9
109. Peanuts, total. For hay, nuts, grazed or hogged off.			x x x x		2, 3, X, 5
(*a*) Harvested for picking and threshing			Lb.		6, 7, 8, 9
					K-0
110. Cowpeas, total. For hay, peas, grazed or hogged off.			x x x x		2, 3, X, 5
(*a*) Harvested for peas			Bu.		6, 7, 8, 9
					K-1
111. Vetches, velvetbeans, mung and horse beans. Underline kind.			Bu.		2, 3, 4, 5
112. Other dry field and seed beans (navy, pea bean, Great Northern, kidney, lima, pinto, etc.) and lentils. Underline or give kind. Report green lima, snap, string, and wax beans under vegetables.			Bu.		K-2 2, 3, 4, 5
115. Dry field and seed peas (specify kind). Omit cowpeas. Report peas harvested green under vegetables.			Bu.		K-5 2, 3, 4, 5

HAY CROPS: For each hay, give total production all cuttings, counting only once acres of land on which grown.	Total acres harvested in 1939	Total quantity harvested in 1939	Irrigated acres harvested in 1939	Code
116. HAY FROM: Cowpeas, Peanuts, Canada-peas, Austrian-peas, Other peas, Vetches, Crotalaria, Soybeans, Velvetbeans, Horsebeans, Mungbeans, Other beans, Beggarweed, Lupines. Underline kind. Acres for hay included under Q. 108-115 must be reported here also. Include peanut vines saved for hay, but omit "straw" where beans or peas have been threshed.		Tons		J-16 2, 3, 4
117. Alfalfa cut for hay		Tons		J-17 2, 3, 4
118. Sweetclover cut for hay		Tons		J-18 2, 3, 4
119. Lespedeza cut for hay		Tons		J-19 2, 3, 4
120. Clover or timothy, alone or mixed, cut for hay (do not include sweetclover)		Tons		J-20 2, 3, 4
121. Small grain hay—wheat, oats, barley, rye, etc. Underline or give kind. Omit oats reported under Question 97.		Tons		J-21 2, 3, 4
122. All other tame hay cut. Include old meadows, millet, Sudan, Johnson grass, orchard grass, redtop, crested wheatgrass, etc. Underline or give kind.		Tons		J-22 2, 3, 4
123. Wild hay cut—marsh, prairie, or range grasses		Tons		J-23 2, 3, 4

(Reduced facsimile)

GENERAL AREA. WHERE FRACTIONAL ACREAGE OR PRODUCTION IS REQUIRED, REPORT AS: 1/8, 1/4, 3/8, 1/2, 5/8, 3/4, 7/8, 1, 1 1/8, ETC.

SCHEDULE No.

THE ABOVE SPACE FOR OFFICE USE ONLY

STATES

Arkansas.
New Mexico.
Oklahoma.

REGION 6

CLOVER AND GRASS SEEDS: Report on "country-run" basis.	Total acres harvested in 1939	Total quantity harvested in 1939	Irrigated acres harvested in 1939	Code
124. Alfalfa seed		Bu		J-24 2, 3, 4
125. Sweetclover seed		Bu		J-25 2, 3, 4
126. Lespedeza seed. Korean, Kobe, sericea, etc. Underline or give kind.		Lb		J-26 2, 3, 4
127. Clover seed. Red, mammoth, Ladino, alsike, crimson, white Dutch, etc. Underline or give kind.		Bu		J-27 2, 3, 4
128. Grass seed. Timothy, redtop, bluegrass, millet, Sudan, canary, bent, ryegrass, crested wheatgrass, etc. Underline or give kind.		Bu		J-28 2, 3, 4

MISCELLANEOUS CROPS: Report fractional acreage.				
129. Irish potatoes. Grown for home use or for sale.		Bu		L-29 1, 2, 3
130. Cotton harvested. If sold in the seed, estimate square bales of lint. Convert round to square bales; 2 round = 1 square.		Running square bales (Fractions)		L-30 1, 2, 3
131. Sweetpotatoes and yams. Grown for home use or for sale.		Bu		L-31 1, 2, 3
132. Tobacco		Lb		L-32 1, 2, 3
133. Sugarcane (not sorghum) for sirup. Include both thick and slender stalk varieties grown from stalks, cuttings, or stubble.		Gal (Sirup)		L-33 1, 2, 3
137. Broomcorn		Lb		L-37 1, 2, 3
140. Silage crops, other than corn and sorghums (specify). Alfalfa silage, soybean silage, oat silage, etc. Omit byproducts, as beet tops and pulp, pea vines, etc.		Tons		L-40 1, 2, 3
141. Root and grain crops (other than corn and annual legumes) hogged or grazed off		X X X X X Unit		L-41 1, X, 3
142. Other field crops not elsewhere reported. Give name and unit of measure.		Unit		L- 1, 2, 3
				L- 1, 2, 3

Report: Buckwheat. Chufas. Emmer and spelt. Flax for grain. Ginseng. Golden seal. Hops. Popcorn. Sugar beet seed. Sugar beets for sugar. Sunflower seed, etc.

143. Value of the crops reported under Questions 87–142 (including landlord's share) which were or are to be sold or traded $_____ (Omit cents) — P 5

VEGETABLES FOR FARM HOUSEHOLD(S') USE:

144. Value of vegetables grown on this farm in 1939 for consumption by your family and by all households on this farm $_____ (Omit cents) — M-44 X, X, 3

Omit Irish and sweet potatoes, also any vegetables fed to animals.

VEGETABLES harvested in 1939 FOR SALE (not for home use): Include vegetables sold to canneries. NOTE.—Where a crop was harvested following another on the same land during the year, report acreage for each crop. For office use only → ____ — P 6

Report fractional acreage. Omit cents	Vegetables harvested in 1939 for sale: Acres	Value	Code	Report fractional acreage. Omit cents	Vegetables harvested in 1939 for sale: Acres	Value	Code
146. Asparagus		$	M-46 2, 3	161. Lettuce		$	M-61 2, 3
147. Green lima beans		$	M-47 2, 3	162. Dry onions		$	M-62 2, 3
148. Snap, string, or wax beans		$	M-48 2, 3	163. Green peas		$	M-63 2, 3
151. Cabbage		$	M-51 2, 3	165. Spinach		$	M-65 2, 3
152. Cantaloups, muskmelons, honeyballs, honeydews, casabas, Persian, etc.		$	M-52 2, 3	166. Tomatoes		$	M-66 2, 3
153. Carrots		$	M-53 2, 3	167. Watermelons		$	M-67 2, 3
155. Celery		$	M-55 2, 3	168. Other * (specify)		$	M- 2, 3
156. Sweet corn		$	M-56 2, 3			$	M- 2, 3
157. Cucumbers		$	M-57 2, 3				

List separately any other vegetables sold except Irish and sweet potatoes.

* The following, if for sale, to be reported under Question 168: Globe artichokes. Beets (table). Italian green sprouting broccoli. Brussels sprouts. Cauliflower. Swiss chard. Chinese cabbage. Collards. Water cress. Dandelions. Eggplant. Endive. Escarole. Garlic. Horseradish. Kale. Kohlrabi. Mustard (greens). Okra. Green onions and shallots. Parsley. Parsnips. Hot peppers. Sweet peppers and pimientos. Pumpkins. Radishes. Rhubarb. Romaine. Rutabagas. Salsify. Squash. Turnips, etc.

HORTICULTURAL SPECIALTIES: Report fractional acreage. For office use only → ____ — P 7

	Area in 1939	Sales in 1939	Code
169. Crops grown under glass (flowers and plants, also vegetables) and propagated mushrooms. Underline which.	(Sq. feet)	$_____ (Omit cents)	M-69 2, 3
170. Nursery products (trees, shrubs, vines, ornamentals, etc.)	(Acres)	$_____ (Omit cents)	M-70 2, 3
171. Flower and vegetable seeds, bulbs, and flowers and plants grown in the open. Underline which.	(Acres)	$_____ (Omit cents)	M-71 2, 3

SMALL FRUITS: Report fractional acreage. NOTE.—Do not report nonbearing acreage.	Acres harvested in 1939	Quantity harvested in 1939	Code
172. Blackberries and dewberries (tame only)		Qt	M-72 2, 3
178. Raspberries (tame only)		Qt	M-78 2, 3
181. Strawberries		Qt	M-81 2, 3
183. Other (specify)		Qt	M- 2, 3
		Qt	M- 2, 3
		Qt	M- 2, 3

Report: Blueberries, boysenberries, currants, gooseberries, loganberries, youngberries, etc.

TREE FRUITS, NUTS, AND GRAPES:	Total acres, April 1, 1940	Acres irrigated in 1939	Code
184. Land in bearing and nonbearing fruit orchards, vineyards, and planted nut trees, April 1, 1940 (omit nurseries). Report fractional acreage.			N (1st item only) 1, 2

KIND OF FRUIT: Report dried fruits on fresh-weight basis. Do not include trees and vines in nursery.	Number of trees or vines, April 1, 1940: Not of bearing age	Of bearing age	Quantity harvested in 1939: Report fruits on fresh basis	Code
185. Apples			Bu	N-85 4, 5, 6
186. Cherries			Lb	N-86 4, 5, 6
189. Peaches			Bu	N-89 4, 5, 6
192. Pears			Bu	N-92 4, 5, 6
195. Plums and prunes			Bu	N-95 4, 5, 6
198. Grapes			Lb	N-98 4, 5, 6
199. Figs (all varieties)			Lb	N-99 4, 5, 6
200. Apricots			Bu	N-00 4, 5, 6
208. Other tree fruits. Give name and unit of measure.			Unit	N- 4, 5, 6
			Unit	N- 4, 5, 6
			Unit	N- 4, 5, 6

Report: Nectarines, Japanese persimmons, quinces, etc.

210. Improved pecans (budded, grafted, or top-worked)			Lb	N-10 4, 5, 6
211. Wild or seedling pecans			Lb	7, 8, 9
215. Other nuts. Specify.			Lb	N- 4, 5, 6
			Lb	N- 4, 5, 6
			Lb	N- 4, 5, 6

Report: Almonds, tung nuts, English or Persian walnuts, etc.

229. Value of all fruits and nuts, including small fruits, produced in 1939 that were or are to be sold or traded $_____ (Omit cents) — P 8

XVI.—VALUE OF PRODUCTS USED AND OF FOREST PRODUCTS SOLD IN 1939

231. Value (estimated) of products of this farm in 1939 that were used by your family and by all households on this farm (meat, milk, poultry, eggs, honey, vegetables, fruits, firewood, fuel wood, etc.) $_____ (Omit cents) — P 9

232. Value of forest products sold in 1939 $_____ (Omit cents) — 10

Include firewood, fuel wood, standing timber, sawlogs, veneer logs, pulpwood, mine props, tanbark, charcoal, fence posts, railroad ties, poles and piling, turpentine, resin, maple sirup and sugar, etc.

(Reduced facsimile)

OMITTED INQUIRY NUMBERS REPRESENT CROPS WHICH WILL BE INFREQUENTLY REPORTED IN THIS

XIV.—LIVESTOCK, APRIL 1, 1940, AND LIVESTOCK PRODUCTS, 1939

Include animals on this farm or ranch, whether belonging to the farm operator or not, also animals belonging to this farm but grazing in national forests or on open range.

	Total over 3 months old	3- to 27-month-old colts	Code
51. Horses of all kinds, including ponies, April 1, 1940 ... Number			E 1, 2
52. Mules, April 1, 1940 ... Number			3, 4
53. Cattle and calves *over 3 months old*, Apr. 1, 1940 ... Number			5
Of this number, how many were—			
54. Cows and heifers that were 2 years old and over on January 1, 1940, and are— (a) Kept mainly for milk production? ... Number			6
(b) Kept mainly for beef production? ... Number			7
Cows milked and dairy products, 1939:			
55. Total cows milked during any part of 1939 (include heifers milked) ... Number			8
56. Milk produced in 1939 (report in gallons: 8.6 pounds=1 gallon) ... Gallons. Report all milk produced, whether consumed, sold, fed to stock, or otherwise disposed of.			9
57. Butter churned on farm in 1939 ... Pounds			10

58. Whole milk sold in 1939	59. Cream sold in 1939 (Butterfat content)	60. Butter sold in 1939	Code
Gallons	Pounds of butterfat	Pounds	11, 12, 13

	Code
61. Value of all dairy products sold or traded in 1939—milk, cream, butter, cheese, etc. (Omit cents) ... $	P 1
62. Sheep and lambs *over 6 months old*, April 1, 1940 ... Number	E 14
Of this number how many were—	
63. Yearling ewes? ... Number	15
64. Other ewes? ... Number	16

NOTE.—If this farm has sheep on hand and no wool shorn in 1939, EXPLAIN.

	Number shorn	Pounds of wool shorn	Code
65. Sheep and lambs shorn in 1939			17, 18

Report the number of sheep and lambs shorn and not the number of fleeces. If shorn twice, write "Shorn twice."

	Code
66. Hogs *over 4 months old*, April 1, 1940 ... Number	19
Of this number, how many were—	
67. Sows and gilts that farrowed since Dec. 1, 1939, or will farrow before June 1, 1940? ... Number	20

68. Animals butchered in 1939 for use on this farm or for sale from this farm	Cattle (excl. calves) 1.	Calves 2.	Hogs and pigs 3.	Sheep and lambs 4.	Code
Number					F 1, 2, 3, 4

	Angoras	Other	Code
69. Goats and kids *over 4 months old*, April 1, 1940 ... Number			5, 6
70. Mohair and kid hair clipped in 1939 ... Pounds			7
71. Goats milked during any part of 1939 ... Number			8

Livestock purchases and sales:	Cattle (excl. calves) 1.	Calves 2.	Hogs and pigs 3.	Sheep and lambs 4.	Code
72. Bought in 1939 ... Number					9, 10, 11, 12
73. Sold alive in 1939 ... Number					13, 14, 15, 16

	Code
74. Value of all livestock sold or traded in 1939, except poultry, bees, and fur animals. (Omit cents) ... $	P 2

NOTE.—If this farm has chickens on hand but raised none or produced no eggs in 1939, EXPLAIN.

	Number on hand over 4 months old on April 1, 1940	Number raised in 1939	For office use only	Code
75. Chickens				G 1, 2
76. Turkeys				3, 4
77. Ducks				5, 6
78. Other (specify)				7, 8

Report separately geese, guineas, pigeons, quail, pheasants, etc.

	Code
79. Total chickens sold (including broilers and fryers) alive or dressed in 1939 ... Number. Omit any sold as baby chicks.	9
80. Chicken eggs produced in 1939 ... Dozens	10
81. Value of all poultry, eggs, baby chicks, poults, etc., sold or traded in 1939. (Omit cents) ... $	P 3
82. Hives of bees, April 1, 1940:	G
(a) Owned by others, but kept on this farm ... Number	11
(b) Owned by you, on this farm and on non-farm land such as deserts, hills, swamps, etc. ... Number	12
83. Honey produced by your bees in 1939 ... Pounds	13

FUR ANIMALS IN CAPTIVITY:	Silver fox	Mink	Code
84. Females *over 3 months old*, April 1, 1940 ... Number			14, 15
85. Pelts taken in 1939 ... Number. Include only pelts taken from silver foxes and minks kept in captivity.			16, 17

	Code
86. Value of wool, mohair, meat, hides, etc., bees, honey, wax, and fur animals and pelts sold or traded in 1939. (Omit cents) ... $	P 4

XV.—CROPS HARVESTED ON THIS FARM IN 1939

	Total acres harvested in 1939	Total quantity harvested in 1939	Irrigated acres harvested in 1939	Code
CORN: Omit sweet corn (except for silage primarily). Also omit popcorn, "Egyptian corn," kafir, and milo maize. If grown with other crops, report total acreage of mixture. NOTE.—The sum of the acres, reported under Q. 88–90 must equal the answer to Q. 87.				H-1
87. Total acreage of corn for all purposes		x x x x		1, X, 3
88. Corn for grain, whether snapped, husked, or machine-harvested for grain. 56 lb. shelled corn or 70 lb. ear corn=1 bu.		Bu		4, 5, 6
89. Corn cut for silage		Tons		7, 8, 9
90. Whole plant hogged or grazed off by livestock, or cut for green or dry fodder and not husked or snapped		x x x x		10, X, 12
SORGHUMS: "Egyptian corn," kafir, milo, hegari, atlas, sorghum cane, sweet sorghums, etc.				H-2
91. All sorghums harvested for grain. Either threshed or fed in the head after cutting from stalk. 1 ton heads=25 bu. grain.		Bu		1, 2, 3
92. All sorghums cut for silage only. Green weight.		Tons		4, 5, 6
93. All sorghums cut for hay or fodder. Heads not cut off or threshed. Dry weight.		Tons		7, 8, 9
94. Sweet sorghums harvested for sirup. Omit cane grown from stalks or cuttings. Report fractional acreage		Gal		10, 11, 12
SMALL GRAINS threshed (or combined): NOTE.—Report grain hay under Question 121.				J-95
95. Mixed grains, other than a flax and wheat mixture. Wheat and oats; wheat and barley; wheat and rye; oats and barley; oats and peas; etc. Underline or give mixture.		Bu		2, 3, 4
				H-3
96. Oats threshed (or combined)		Bu		1, 2, 3
97. Oats cut for grain when ripe or nearly ripe and fed unthreshed. Omit oat hay.		x x x x		4, X, 6
				J-98
98. Barley threshed (or combined)		Bu		2, 3, 4
				J-99
99. Rye threshed (or combined)		Bu		2, 3, 4
				J-00
100. Flax threshed (or combined). Where flax and wheat were grown together, report one-half the acreage under each crop.		Bu		2, 3, 4
				H-4
101. Winter wheat (fall or winter sown) threshed (or combined)		Bu		1, 2, 3
				J-07
107. Rice (rough or paddy) threshed (or combined)		162-lb. bbl		2, 3, 4

ANNUAL LEGUMES for all purposes, except plowed under for green manure:

Where grown with corn or other crops, report acreage of mixture in second column. The annual legumes cured for hay included under Q. 108–115 must also be reported under Q. 116. Report fractional acreage.	Total acres grown in 1939: Alone	Total acres grown in 1939: With other crops	Nuts, peas, beans, and seed harvested in 1939	Irrigated acres grown in 1939	Code
					K-8
108. Soybeans, total. For hay, beans, grazed or hogged off.			x x x x		2, 3, X, 5
(a) Harvested for beans only			Bu		6, 7, 8, 9
					K-9
109. Peanuts, total. For hay, nuts, grazed or hogged off.			x x x x		2, 3, X, 5
(a) Harvested for picking and threshing			Lb		6, 7, 8, 9
					K-0
110. Cowpeas, total. For hay, peas, grazed or hogged off.			x x x x		2, 3, X, 5
(a) Harvested for peas			Bu		6, 7, 8, 9
					K-1
111. Vetches, velvetbeans, mung and horse beans. Underline kind.			Bu		2, 3, 4, 5
112. Other dry field and seed beans (navy, pea bean, Great Northern, kidney, lima, pinto, etc.) and lentils. Underline or give kind. Report green lima, snap, string, and wax beans under vegetables.			Bu		K-2 2, 3, 4, 5
115. Dry field and seed peas (specify kind). Omit cowpeas. Report peas harvested green under vegetables.			Bu		K-5 2, 3, 4, 5

HAY CROPS: For each hay, give total production all cuttings, counting only once acres of land on which grown.

	Total acres harvested in 1939	Total quantity harvested in 1939	Irrigated acres harvested in 1939	Code
116. **HAY FROM:** Cowpeas, Peanuts, Canada peas, Austrian peas, Other peas, Vetches, Crotalaria, Soybeans, Velvetbeans, Horsebeans, Mungbeans, Other beans, Beggarweed, Lupines. Underline kind. Acres for hay included under Q. 108–115 must be reported here also. Include peanut vines saved for hay, but omit "straw" where beans or peas have been threshed.		Tons		J-16 2, 3, 4
				J-17
117. Alfalfa cut for hay		Tons		2, 3, 4
				J-18
118. Sweetclover cut for hay		Tons		2, 3, 4
				J-19
119. Lespedeza cut for hay		Tons		2, 3, 4
120. Clover or timothy, alone or mixed, cut for hay (do not include sweetclover)		Tons		J-20 2, 3, 4
121. Small grain hay—wheat, oats, barley, rye, etc. Underline or give kind. Omit oats reported under Question 97.		Tons		J-21 2, 3, 4
				J-22
122. All other tame hay cut. Include old meadows, millet, Sudan, Johnson grass, orchard grass, redtop, crested wheatgrass, etc. Underline or give kind.		Tons		2, 3, 4
				J-23
123. Wild hay cut—marsh, prairie, or range grasses		Tons		2, 3, 4

(Reduced facsimile)

GENERAL AREA. WHERE FRACTIONAL ACREAGE OR PRODUCTION IS REQUIRED, REPORT AS: 1/8, 1/4, 3/8, 1/2, 5/8, 3/4, 7/8, 1, 1 1/8, ETC.

SCHEDULE No.

THE ABOVE SPACE FOR OFFICE USE ONLY

STATES

Louisiana.
Texas.

CLOVER AND GRASS SEEDS: Report on "country-run" basis.	Total acres harvested in 1939	Total quantity harvested in 1939	Irrigated acres harvested in 1939	Code
124. Alfalfa seed		Bu		J-24 2,3,4
125. Sweetclover seed		Bu		J-25 2,3,4
126. Lespedeza seed. Korean, Kobe, sericea, etc. Underline or give kind.		Lb		J-26 2,3,4
127. Clover seed. Red, mammoth, Ladino, alsike, crimson, white Dutch, etc. Underline or give kind.		Bu		J-27 2,3,4
128. Grass seed. Timothy, redtop, bluegrass, millet, Sudan, canary, bent, ryegrass, crested wheatgrass, etc. Underline or give kind.		Bu		J-28 2,3,4

MISCELLANEOUS CROPS: Report fractional acreage.				Code
129. Irish potatoes. Grown for home use or for sale.		Bu		L-29 1,2,3
130. Cotton harvested. If sold in the seed, estimate square bales of lint. Convert round to square bales; 2 round=1 square.		Running square bales (Fractions)		L-30 1,2,3
131. Sweetpotatoes and yams. Grown for home use or for sale.		Bu		L-31 1,2,3
132. Tobacco		Lb		L-32 1,2,3
133. Sugarcane (not sorghum) for sirup. Include thick and slender stalk varieties grown from stalks, cuttings, or stubble.		Gal (Sirup)		L-33 1,2,3
134. Sugarcane cut for sugar or sale to mills		Tons (Cane)		L-34 1,2,3
137. Broomcorn		Lb		L-37 1,2,3
138. Popcorn		Bu		L-38 1,2,3
140. Silage crops, other than corn and sorghums (specify). Alfalfa silage, soybean silage, oat silage, etc. Omit byproducts, as beet tops and pulp, pea vines, etc.		Tons		L-40 1,2,3
141. Root and grain crops (other than corn and annual legumes) hogged or grazed off		x x x x x		L-41 1,X,3
142. Other field crops not elsewhere reported. Give name and unit of measure.		Unit		L- 1,2,3
		Unit		L- 1,2,3

Report: Buckwheat. Chufas. Emmer and spelt. Ginseng. Golden seal. Hops. Sugar beet seed. Sugar beets for sugar. Sunflower seed. Spring wheat, etc.

143. Value of the crops reported under Questions 87–142 (including landlord's share) which were or are to be sold or traded (omit cents) $ ____ — P 5

VEGETABLES FOR FARM HOUSEHOLD(S') USE:

144. Value of vegetables grown on this farm in 1939 for consumption by your family and by all households on this farm (omit cents) $ ____ — M-44 X,X,3

Omit Irish and sweet potatoes, also any vegetables fed to animals.

VEGETABLES harvested in 1939 FOR SALE (not for home use): — P 6

Include vegetables sold to canneries.
NOTE.—Where a crop was harvested following another on the same land during the year, report acreage for each crop.

For office use only →

Report fractional acreage. Omit cents	Vegetables harvested in 1939 for sale: Acres	Value	Code	Report fractional acreage. Omit cents	Vegetables harvested in 1939 for sale: Acres	Value	Code
			M-46				M-58
146. Asparagus		$	2,3	158. Eggplant		$	2,3
147. Green lima beans		$	M-47 2,3	159. Garlic		$	M-59 2,3
148. Snap, string, or wax beans		$	M-48 2,3	161. Lettuce		$	M-61 2,3
149. Beets (table)		$	M-49 2,3	162. Dry onions		$	M-62 2,3
150. Broccoli		$	M-50 2,3	163. Green peas		$	M-63 2,3
151. Cabbage		$	M-51 2,3	164. Sweet peppers and pimientos		$	M-64 2,3
152. Cantaloups, muskmelons, honeyballs, honeydews, casabas, Persian, etc.		$	M-52 2,3	165. Spinach		$	M-65 2,3
153. Carrots		$	M-53 2,3	166. Tomatoes		$	M-66 2,3
154. Celery		$	M-55 2,3	167. Watermelons		$	M-67 2,3
156. Sweet corn		$	M-56 2,3	168. Other* (specify)		$	M- 2,3
157. Cucumbers		$	M-57 2,3			$	M- 2,3

List separately any other vegetables sold except Irish and sweet potatoes.

* The following, if for sale, to be reported under Question 168: Globe artichokes. Brussels sprouts. Cauliflower. Swiss chard. Chayote. Chinese cabbage. Collards. Water cress. Dandelions. Dasheen. Endive. Escarole. Horseradish. Kale. Kohlrabi. Mustard (greens). Okra. Green onions and shallots. Parsley. Parsnips. Hot peppers. Pumpkins. Radishes. Rhubarb. Romaine. Rutabagas. Salsify. Squash. Turnips, etc.

HORTICULTURAL SPECIALTIES: — P 7

Report fractional acreage.

For office use only →

	Area in 1939	Sales in 1939	Code
169. Crops grown under glass (flowers and plants, also vegetables) and propagated mushrooms. Underline which.	(Square feet)	$ (Omit cents)	M-68 2,3
170. Nursery products (trees, shrubs, vines, ornamentals, etc.)	(Acres)	$ (Omit cents)	M-70 2,3
171. Flower and vegetable seeds, bulbs, and flowers and plants grown in the open. Underline which.	(Acres)	$ (Omit cents)	M-71 2,3

REGION 7

SMALL FRUITS: Report fractional acreage. NOTE.—Do not report nonbearing acreage.	Acres harvested in 1939	Quantity harvested in 1939	Code
172. Blackberries and dewberries (tame only)		Qt	M-72 2,3
178. Raspberries (tame only)		Qt	M-78 2,3
181. Strawberries		Qt	M-81 2,3
183. Other (specify)		Qt	M- 2,3
		Qt	M- 2,3

Report: Blueberries, boysenberries, currants, gooseberries, loganberries, youngberries, etc.

TREE FRUITS, NUTS, AND GRAPES:	Total acres, April 1, 1940	Acres irrigated in 1939	Code
184. Land in bearing and nonbearing fruit orchards, vineyards, and planted nut trees, April 1, 1940 (omit nurseries). Report fractional acreage.			0 (1st line only) 1,2

KIND OF FRUIT: Report dried fruits on fresh-weight basis. Do not include trees and vines in nursery.	Number of trees or vines, April 1, 1940: Not of bearing age	Of bearing age	Quantity harvested in 1939. Report fruits on fresh basis	Code
185. Apples			Bu	0-85 4,5,6
186. Cherries			Lb	0-86 4,5,6
189. Peaches			Bu	0-89 4,5,6
192. Pears			Bu	0-92 4,5,6
195. Plums and prunes			Bu	0-95 4,5,6
198. Grapes			Lb	0-98 4,5,6
199. Figs (all varieties)			Lb	0-99 4,5,6
200. Apricots			Bu	0-00 4,5,6
208. Other tree fruits, except citrus. Give name and unit of measure.			Unit	0- 4,5,6
			Unit	0- 4,5,6
			Unit	0- 4,5,6

Report: Avocados, bananas, dates, jujubes, loquats, nectarines, olives, papayas, Japanese persimmons, pomegranates, quinces, etc.

210. Improved pecans (budded, grafted, or top-worked)			Lb	0-10 4,5,6
211. Wild or seedling pecans			Lb	0-14 7,8,9
214. Tung nuts			Lb	0- 4,5,6
215. Other nuts (Specify)			Lb	0- 4,5,6
			Lb	4,5,6

Report: Almonds, English or Persian walnuts, etc.

CITRUS FRUITS: Crop harvested, season of 1939–40. From the bloom of 1939.	Number of trees, April 1, 1940: Not of bearing age	Of bearing age	Quantity harvested in 1939–40 from the bloom of 1939. Report fractional tons	Code
217. Satsuma oranges			Bu	0-16 4,5,6
218. Tangerines and mandarins			Tons	7,8,9
219. Other early and midseason oranges			Tons	10, 11, 12
220. Valencia and other late oranges			Tons	13, 14, 15
224. Seedless grapefruit. Marsh, etc.			Tons	0-23 4,5,6
225. All other grapefruit			Tons	7,8,9
226. Lemons			Tons	0-26 4,5,6
228. Other citrus. Give name and unit of measure.			Unit	0- 4,5,6
			Unit	0- 4,5,6

Report: Citrons, kumquats, limequats, limes, etc.

229. Value of all fruits and nuts, including small fruits, produced in 1939 (1939–40 season for citrus) that were or are to be sold or traded $ ____ (Omit cents) — P 8

XVI.—VALUE OF PRODUCTS USED AND OF FOREST PRODUCTS SOLD IN 1939

231. Value (estimated) of products of this farm in 1939 that were used by your family and by all households on this farm (meat, milk, poultry, eggs, honey, vegetables, fruits, firewood, fuel wood, etc.) $ ____ (Omit cents) — P 9

232. Value of forest products sold in 1939 $ ____ (Omit cents) — 10

Include firewood, fuel wood, standing timber, sawlogs, veneer logs, pulpwood, mine props, tanbark, charcoal, fence posts, railroad ties, poles and piling, turpentine, resin, maple sirup and sugar, etc.

(Reduced facsimile)

OMITTED INQUIRY NUMBERS REPRESENT CROPS WHICH WILL BE INFREQUENTLY REPORTED IN THIS

XIV.—LIVESTOCK, APRIL 1, 1940, AND LIVESTOCK PRODUCTS, 1939
Include animals on this farm or ranch, whether belonging to the farm operator or not, also animals belonging to this farm but grazing in national forests or on open range.

	Total over 3 months old	3- to 27-month-old colts	Code
51. Horses of all kinds, including ponies, April 1, 1940 ____ Number			E 1, 2
52. Mules, April 1, 1940 ____ Number			3, 4
53. Cattle and calves *over 3 months old*, Apr. 1, 1940. Number			5
Of this number, how many were—			
54. Cows and heifers that were 2 years old and over on January 1, 1940, and are—			
(a) Kept mainly for milk production? Number			6
(b) Kept mainly for beef production? Number			7
Cows milked and dairy products, 1939:			
55. Total cows milked during any part of 1939 (include heifers milked) ____ Number			8
56. Milk produced in 1939 (report in gallons: 8.6 pounds=1 gallon) ____ Gallons			9
Report all milk produced, whether consumed, sold, fed to stock, or otherwise disposed of.			
57. Butter churned on farm in 1939 ____ Pounds			10

58. Whole milk sold in 1939	59. Cream sold in 1939 (Butterfat content)	60. Butter sold in 1939	Code
Gallons	Pounds of butterfat	Pounds	11, 12, 13

61. Value of all dairy products sold or traded in 1939—milk, cream, butter, cheese, etc. (Omit cents) $ ____ P 1

		Code
62. Sheep and lambs *over 6 months old*, April 1, 1940 ____ Number		E 14
Of this number how many were—		
63. Yearling ewes? ____ Number		15
64. Other ewes? ____ Number		16
NOTE.—If this farm has sheep on hand and no wool shorn in 1939, EXPLAIN.		
65. Sheep and lambs shorn in 1939	Number shorn ____ / Pounds of wool shorn ____	17, 18
Report the number of sheep and lambs shorn and not the number of fleeces. If shorn twice, write "Shorn twice."		
66. Hogs *over 4 months old*, April 1, 1940 ____ Number		19
Of this number, how many were—		
67. Sows and gilts that farrowed since Dec. 1, 1939, or will farrow before June 1, 1940? Number		20

68. Animals butchered in 1939 for use on this farm or for sale from this farm	Cattle (excl. calves) 1.	Calves 2.	Hogs and pigs 3.	Sheep and lambs 4.	Code
Number					F 1, 2, 3, 4

			Code
69. Goats and kids *over 4 months old*, April 1, 1940 ____ Number	Angoras ____	Other ____	5, 6
70. Mohair and kid hair clipped in 1939 ____ Pounds			7
71. Goats milked during any part of 1939 ____ Number			8

Livestock purchases and sales:	Cattle (excl. calves) 1.	Calves 2.	Hogs and pigs 3.	Sheep and lambs 4.	Code
72. Bought in 1939 ____ Number					9, 10, 11, 12
73. Sold alive in 1939 ____ Number					13, 14, 15, 16

74. Value of all livestock sold or traded in 1939, except poultry, bees, and fur animals. (Omit cents) $ ____ P 2

NOTE.—If this farm has chickens on hand but raised none or produced no eggs in 1939, EXPLAIN.	Number on hand over 4 months old on April 1, 1940	Number raised in 1939	For office use only ↓	Code
75. Chickens				G 1, 2
76. Turkeys				3, 4
77. Ducks				5, 6
78. Other (specify)				7, 8
Report separately geese, guineas, pigeons, quail, pheasants, etc.				
79. Total chickens sold (including broilers and fryers) alive or dressed in 1939 ____ Number				9
Omit any sold as baby chicks.				
80. Chicken eggs produced in 1939 ____ Dozens				10

81. Value of all poultry, eggs, baby chicks, poults, etc., sold or traded in 1939. (Omit cents) $ ____ P 3

		Code
82. Hives of bees, April 1, 1940:		G
(a) Owned by others, but kept on this farm ____ Number		11
(b) Owned by you, on this farm and on non-farm land such as deserts, hills, swamps, etc. ____ Number		12
83. Honey produced by your bees in 1939 ____ Pounds		13

FUR ANIMALS IN CAPTIVITY:	Silver fox	Mink	Code
84. Females *over 3 months old*, April 1, 1940 ____ Number			14, 15
85. Pelts taken in 1939 ____ Number			16, 17
Include only pelts taken from silver foxes and minks kept in captivity.			

86. Value of wool, mohair, meat, hides, etc., bees, honey, wax, and fur animals and pelts sold or traded in 1939. (Omit cents) $ ____ P 4

XV.—CROPS HARVESTED ON THIS FARM IN 1939

	Total acres harvested in 1939	Total quantity harvested in 1939	Irrigated acres harvested in 1939	Code
CORN: Omit sweet corn (except for silage primarily). Also omit popcorn, "Egyptian corn," kafir, and milo maize. If grown with other crops, report total acreage of mixture. NOTE.—The sum of the acres reported under Q. 88-90 must equal the answer to Q. 87.				H-1
87. Total acreage of corn for all purposes		x x x x		1, X, 3
88. Corn for grain, whether snapped, husked, or machine-harvested for grain (56 lb. shelled corn or 70 lb. ear corn=1 bu.)		Bu.		4, 5, 6
89. Corn cut for silage		Tons		7, 8, 9
90. Whole plant hogged or grazed off by livestock, or cut for green or dry fodder and not husked or snapped		x x x x		10, X, 12
SORGHUMS: "Egyptian corn," kafir, milo, hegari, atlas, sorghum cane, sweet sorghums, etc.				H-2
91. All sorghums harvested for grain. Either threshed or fed in the head after cutting from stalk. 1 ton heads=25 bu. grain.		Bu.		1, 2, 3
92. All sorghums cut for silage only. Green weight.		Tons		4, 5, 6
93. All sorghums cut for hay or fodder. Heads not cut off or threshed. Dry weight.		Tons		7, 8, 9
SMALL GRAINS threshed (or combined): NOTE.—Report grain hay under Question 121.				
95. Mixed grains, other than a flax and wheat mixture. Wheat and oats; wheat and barley; wheat and rye; oats and barley; oats and peas; etc. Underline or give mixture.		Bu.		J-95 2, 3, 4
96. Oats threshed (or combined)		Bu.		H-3 1, 2, 3
97. Oats cut for grain when ripe or nearly ripe and fed unthreshed. Omit oat hay.		x x x x		4, X, 6
98. Barley threshed (or combined)		Bu.		J-98 2, 3, 4
99. Rye threshed (or combined)		Bu.		J-99 2, 3, 4
100. Flax threshed (or combined). Where flax and wheat were grown together, report one-half the acreage under each crop.		Bu.		J-00 2, 3, 4
101. Winter wheat (fall or winter sown) threshed (or combined)		Bu.		H-4 1, 2, 3
104. Spring wheat (spring sown) threshed (or combined)		Bu.		4, 5, 6

ANNUAL LEGUMES for all purposes, except plowed under for green manure:

Where grown with corn or other crops, report acreage of mixture in second column. The annual legumes cured for hay included under Q. 111-115 must also be reported under Q. 116. Report fractional acreage.	Total acres grown in 1939: Alone	Total acres grown in 1939: With other crops	Peas, beans, and seed harvested in 1939	Irrigated acres grown in 1939	Code
111. Vetches, velvetbeans, mung and horse beans. Underline kind.			Bu.		K-1 2, 3, 4, 5
112. Other dry field and seed beans (navy, pea bean, Great Northern, kidney, lima, pinto, etc.) and lentils. Underline or give kind. Report green lima, snap, string, and wax beans under vegetables.			Bu.		K-2 2, 3, 4, 5
115. Dry field and seed peas (specify kind). Omit cowpeas. Report peas harvested green under vegetables.			Bu.		K-5 2, 3, 4, 5

HAY CROPS: For each hay, give total production all cuttings, counting only once acres of land on which grown.

116. HAY FROM: Cowpeas, Peanuts, Canada peas, Austrian peas, Other peas, Vetches, Crotalaria, Soybeans, Velvetbeans, Horsebeans, Mungbeans, Other beans, Beggarweed, Lupines. Underline kind. Acres for hay included under Q. 111-115 must be reported here also. Include peanut vines saved for hay, but omit "straw" where beans or peas have been threshed.	Total acres harvested in 1939	Total quantity harvested in 1939	Irrigated acres harvested in 1939	Code
		Tons		J-16 2, 3, 4
117. Alfalfa cut for hay		Tons		J-17 2, 3, 4
118. Sweetclover cut for hay		Tons		J-18 2, 3, 4
119. Lespedeza cut for hay		Tons		J-19 2, 3, 4
120. Clover or timothy, alone or mixed, cut for hay (do not include sweetclover)		Tons		J-20 2, 3, 4
121. Small grain hay—wheat, oats, barley, rye, etc. Underline or give kind. Omit oats reported under Question 97.		Tons		J-21 2, 3, 4
122. All other tame hay cut. Include old meadows, millet, Sudan, Johnson grass, orchard grass, redtop, crested wheatgrass, etc. Underline or give kind.		Tons		J-22 2, 3, 4
123. Wild hay cut—marsh, prairie, or range grasses		Tons		J-23 2, 3, 4

(Reduced facsimile)

GENERAL AREA. WHERE FRACTIONAL ACREAGE OR PRODUCTION IS REQUIRED, REPORT AS: 1/8, 1/4, 3/8, 1/2, 5/8, 3/4, 7/8, 1, 1 1/8, ETC.

SCHEDULE No.

THE ABOVE SPACE FOR OFFICE USE ONLY

STATES

Idaho.
Nevada.
Oregon.
Utah.
Washington.

REGION 8

CLOVER AND GRASS SEEDS: Report on "country-run" basis.	Total acres harvested in 1939	Total quantity harvested in 1939	Irrigated acres harvested in 1939	Code
124. Alfalfa seed		Bu		J-24 2,3,4
125. Sweetclover seed		Bu		J-25 2,3,4
126. Lespedeza seed. Korean, Kobe, sericea, etc. Underline or give kind.		Lb		J-26 2,3,4
127. Clover seed. Red, mammoth, Ladino, alsike, crimson, white Dutch, etc. Underline or give kind.		Bu		J-27 2,3,4
128. Grass seed. Timothy, redtop, bluegrass, millet, Sudan, canary, bent, ryegrass, crested wheatgrass, etc. Underline or give kind.		Bu		J-28 2,3,4

MISCELLANEOUS CROPS: Report fractional acreage.				
129. Irish potatoes. Grown for home use or for sale.		Bu		L-29 1,2,3
135. Sugar beets harvested for sugar		Tons		L-35 1,2,3
136. Hops		Lb		L-36 1,2,3
139. Mint harvested for oil. Peppermint and spearmint. Underline which.		Lb (Oil)		L-39 1,2,3
140. Silage crops, other than corn and sorghums (specify). Alfalfa silage, soybean silage, oat silage, etc. Omit byproducts, as beet tops and pulp, pea vines, etc.		Tons		L-40 1,2,3
141. Root and grain crops (other than corn and annual legumes) hogged or grazed off		x x x x x Unit		L-41 1,2,3
142. Other field crops not elsewhere reported. Give name and unit of measure.		Unit		L- 1,2,3
				L- 1,2,3

Report: Cowpeas. Emmer and spelt. Flax for fiber. Ginseng. Golden seal. Peanuts. Popcorn. Rice. Soybeans. Sweetpotatoes. Sweet sorghums for sirup. Tobacco, etc.

143. Value of the crops reported under Questions 87–142 (including the landlord's share) which were or are to be sold or traded $____ (Omit cents) — P 5

VEGETABLES FOR FARM HOUSEHOLD(S') USE:
144. Value of vegetables grown on this farm in 1939 for consumption by your family and by all households on this farm $____ (Omit cents) — M-44 2,3,4
Omit Irish and sweetpotatoes, also any vegetables fed to animals.

VEGETABLES harvested in 1939 FOR SALE (not for home use): — P 6
* Include vegetables sold to canneries.
NOTE.—Where a crop was harvested following another on the same land during the year, report acreage for each crop. For office use only →

Report fractional acreage. Omit cents	Vegetables harvested in 1939 for sale: Acres	Value	Code	Report fractional acreage. Omit cents	Vegetables harvested in 1939 for sale: Acres	Value	Code
			M-46				M-57
146. Asparagus		$	2,3 M-47	157. Cucumbers		$	2,3 M-61
147. Green lima beans		$	2,3 M-48	161. Lettuce		$	2,3 M-62
148. Snap, string, or wax beans		$	2,3 M-51	162. Dry onions		$	2,3 M-63
151. Cabbage		$	2,3 M-52	163. Green peas		$	2,3 M-65
152. Cantaloups, muskmelons, honeyballs, honeydews, casabas, Persian, etc.		$	2,3 M-53	165. Spinach		$	2,3 M-66
153. Carrots		$	2,3 M-54	166. Tomatoes		$	2,3 M-67
154. Cauliflower (white broccoli)		$	2,3 M-55	167. Watermelons		$	2,3 M-
155. Celery		$	2,3 M-56	168. Other* Specify.		$	2,3 M-
156. Sweet corn		$	2,3	List separately any other vegetables sold except Irish and sweetpotatoes.		$	2,3

* The following, if for sale, to be reported under Question 168: Globe artichokes. Beets (table). Italian green sprouting broccoli. Brussels sprouts. Swiss chard. Chinese cabbage. Collards. Water cress. Dandelions. Eggplant. Endive. Escarole. Garlic. Horseradish. Kale. Kohlrabi. Mustard (greens). Okra. Green onions and shallots. Parsley. Parsnips. Hot peppers. Sweet peppers and pimientos. Pumpkins. Radishes. Rhubarb. Romaine. Rutabagas. Salsify. Squash. Turnips, etc.

For office use only → — P 7

HORTICULTURAL SPECIALTIES: Report fractional acreage.	Area in 1939	Sales in 1939	Code
169. Crops grown under glass (flowers and plants, also vegetables) and propagated mushrooms. Underline which.	(Square feet)	$ (Omit cents)	M-69 2,3
170. Nursery products (trees, shrubs, vines, ornamentals, etc.)	(Acres)	$ (Omit cents)	M-70 2,3
171. Flower and vegetable seeds, bulbs, and flowers and plants grown in the open. Underline which.	(Acres)	$ (Omit cents)	M-71 2,3

SMALL FRUITS: Report fractional acreage. NOTE.—Do not report nonbearing acreage.	Acres harvested in 1939	Quantity harvested in 1939	Code
172. Blackberries and dewberries (tame only)		Lb	M-72 2,3
175. Boysenberries		Lb	M-75 2,3
177. Loganberries		Lb	M-77 2,3
179. Black raspberries (tame only)		Lb	M-78 2,3
180. Red raspberries (tame only)		Lb	4,5 M-81
181. Strawberries		Lb	2,3 M-82
182. Youngberries		Lb	2,3 M-
183. Other (specify)		Lb	2,3 M-
		Lb	2,3

Report: Blueberries, cranberries, currants, gooseberries, etc.

TREE FRUITS, NUTS, AND GRAPES:	Total acres, April 1, 1940	Acres irrigated in 1939	N
184. Land in bearing and nonbearing fruit orchards, vineyards, and planted nut trees, April 1, 1940 (omit nurseries). Report fractional acreage.			(1st frame only) 1,2

KIND OF FRUIT: Report dried fruits on fresh-weight basis. Do not include trees and vines in nursery.	Number of trees or vines, April 1, 1940: Not of bearing age	Of bearing age	Quantity harvested in 1939 Report fruits on fresh basis	
185. Apples			Bu	N-85 4,5,6
187. Sour cherries			Lb	N-86 4,5,6
188. Sweet cherries			Lb	7,8,9 N-89
189. Peaches			Bu	4,5,6 N-92
193. Bartlett pears			Bu	4,5,6
194. Pears other than Bartlett			Bu	7,8,9 N-95
195. Plums and prunes			Lb	4,5,6 N-98
198. Grapes			Lb	4,5,6 N-99
199. Figs (all varieties)			Lb	4,5,6 N-00
200. Apricots			Lb	4,5,6
208. Other tree fruits. Give name and unit of measure.			Unit	N- 4,5,6
			Unit	N- 4,5,6
			Unit	N- 4,5,6
			Unit	N- 4,5,6
			Unit	N- 4,5,6
Report: Nectarines, Japanese persimmons, quinces, etc.				
209. Walnuts, English or Persian			Lb	N-09 4,5,6
213. Filberts and hazelnuts			Lb	N-13 4,5,6
215. Other nuts. Specify.			Lb	N- 4,5,6
			Lb	N- 4,5,6
			Lb	N- 4,5,6
			Lb	N- 4,5,6
			Lb	N- 4,5,6
Report: Almonds, pecans, etc.				

229. Value of all fruits and nuts, including small fruits, produced in 1939 that were or are to be sold or traded $____ (Omit cents) — P 8

XVI.—VALUE OF PRODUCTS USED AND OF FOREST PRODUCTS SOLD IN 1939

231. Value (estimated) of products of this farm in 1939 that were used by your family and by all households on this farm (meat, milk, poultry, eggs, honey, vegetables, fruits, firewood, fuel wood, etc.) $____ (Omit cents) — P 9

232. Value of forest products sold in 1939 $____ (Omit cents) — 10
Include firewood, fuel wood, standing timber, sawlogs, veneer logs, pulpwood, mine props, tanbark, charcoal, fence posts, railroad ties, poles and piling, turpentine, resin, maple sirup and sugar, etc.

(Reduced facsimile)

OMITTED INQUIRY NUMBERS REPRESENT CROPS WHICH WILL BE INFREQUENTLY REPORTED IN THIS

XIV.—LIVESTOCK, APRIL 1, 1940, AND LIVESTOCK PRODUCTS, 1939

Include animals on this farm or ranch, whether belonging to the farm operator or not, also animals belonging to this farm but grazing in national forests or on open range.

	Total over 3 months old	3- to 27-month-old colts	Code
51. **Horses** of all kinds, including ponies, April 1, 1940 ..... Number			E 1, 2
52. **Mules**, April 1, 1940 ..... Number			3, 4

53. **Cattle** and **calves** *over 3 months old*, Apr. 1, 1940 ..... Number 5

Of this number, how many were—

54. **Cows** and **heifers** that were 2 years old and over on January 1, 1940, and are—
(a) Kept mainly for **milk** production? ..... Number 6
(b) Kept mainly for **beef** production? ..... Number 7

Cows milked and dairy products, 1939:

55. Total **cows milked** during any part of 1939 (include heifers milked) ..... Number 8
56. **Milk produced** in 1939 (report in gallons: 8.6 pounds = 1 gallon) ..... Gallons 9
Report all milk produced, whether consumed, sold, fed to stock, or otherwise disposed of.
57. **Butter churned** on farm in 1939 ..... Pounds 10

58. Whole milk sold in 1939	59. Cream sold in 1939 (Butterfat content)	60. Butter sold in 1939	
Gallons	Pounds of butterfat	Pounds	11, 12, 13

61. **Value of all** dairy products **sold** or traded in 1939—milk, cream, butter, cheese, etc. (Omit cents) ..... $ ..... P 1

62. **Sheep** and **lambs** *over 6 months old*, April 1, 1940 ..... Number ..... E 14

Of this number how many were—

63. **Yearling ewes?** ..... Number 15
64. **Other ewes?** ..... Number 16

NOTE.—If this farm has sheep on hand and no wool shorn in 1939, **EXPLAIN.**

	Number shorn	Pounds of wool shorn	
65. Sheep and lambs shorn in 1939			17, 18

Report the number of sheep and lambs shorn and not the number of fleeces. If shorn twice, write "Shorn twice."

66. **Hogs** *over 4 months old*, April 1, 1940 ..... Number 19

Of this number, how many were—

67. **Sows** and **gilts** that farrowed since Dec. 1, 1939, or will farrow before June 1, 1940? ..... Number 20

68. Animals butchered in 1939 for use on this farm or for sale from this farm	Cattle (excl. calves) 1.	Calves 2.	Hogs and pigs 3.	Sheep and lambs 4.	
Number					F 1, 2, 3, 4

69. **Goats** and **kids** *over 4 months old*, April 1, 1940 ..... Number	Angoras	Other	
			5, 6

70. **Mohair** and kid hair **clipped** in 1939 ..... Pounds 7
71. Goats **milked** during any part of 1939 ..... Number 8

Livestock purchases and sales:	Cattle (excl. calves) 1.	Calves 2.	Hogs and pigs 3.	Sheep and lambs 4.	
72. **Bought** in 1939 ..... Number					9, 10, 11, 12
73. **Sold alive** in 1939 ..... Number					13, 14, 15, 16

74. **Value of all livestock sold** or traded in 1939, except poultry, bees, and fur animals. (Omit cents) ..... $ ..... P 2

NOTE.—If this farm has chickens on hand but raised none or produced no eggs in 1939, **EXPLAIN.**	Number on hand over 4 months old on April 1, 1940	Number raised in 1939	For office use only ↓	Code
75. **Chickens**				G 1, 2
76. **Turkeys**				3, 4
77. **Ducks**				5, 6
78. Other (specify)				7, 8

Report separately geese, guineas, pigeons, quail, pheasants, etc.

79. Total chickens **sold** (including broilers and fryers) alive or dressed in 1939 ..... Number 9
Omit any sold as baby chicks.
80. Chicken **eggs produced** in 1939 ..... Dozens 10
81. Value of all poultry, eggs, baby chicks, poults, etc., **sold** or traded in 1939. (Omit cents) ..... $ ..... P 3
82. Hives of **bees**, April 1, 1940: G
(a) **Owned by others**, but kept on this farm ..... Number 11
(b) **Owned by you**, on this farm and on non-farm land such as deserts, hills, swamps, etc. ..... Number 12
83. **Honey** produced by your bees in 1939 ..... Pounds 13

FUR ANIMALS IN CAPTIVITY:	Silver fox	Mink	
84. **Females** *over 3 months old*, April 1, 1940 ..... Number			14, 15
85. **Pelts** taken in 1939 ..... Number			16, 17

Include only pelts taken from silver foxes and minks kept in captivity.

86. Value of wool, mohair, meat, hides, etc., bees, honey, wax, and fur animals and pelts **sold** or traded in 1939. (Omit cents) ..... $ ..... P 4

XV.—CROPS HARVESTED ON THIS FARM IN 1939

	Total acres harvested in 1939	Total quantity harvested in 1939	Irrigated acres harvested in 1939	Code
CORN: Omit sweet corn (except for silage primarily). Also omit popcorn, "Egyptian corn," kafir, and milo maize. If grown with other crops, report total acreage of mixture. NOTE.—The sum of the acres reported under Q. 88-90 must equal the answer to Q. 87.				H-1
87. Total acreage of corn for all purposes		x x x x		1, X, 3
88. Corn for grain, whether snapped, husked, or machine-harvested for grain (56 lb. shelled corn or 70 lb. ear corn = 1 bu.)		Bu		4, 5, 6
89. Corn cut for silage		Tons		7, 8, 9
90. Whole plant hogged or grazed off by livestock, or cut for green or dry fodder, and not husked or snapped		x x x x		10, X, 12
SORGHUMS: "Egyptian corn," kafir, milo, begarl, atlas, sorghum cane, sweet sorghums, etc.				H-2
91. All sorghums harvested for grain. Either threshed or fed in the head after cutting from stalk. 1 ton heads = 25 bu. grain.		Bu		1, 2, 3
92. All sorghums cut for silage only. Green weight.		Tons		4, 5, 6
93. All sorghums cut for hay or fodder. Heads not cut off or threshed. Dry weight.		Tons		7, 8, 9
SMALL GRAINS threshed (or combined): NOTE.—Report grain hay under Question 121.				
95. Mixed grains, **other than a flax and wheat mixture**. Wheat and oats; wheat and barley; wheat and rye; oats and barley; oats and peas; etc. Underline or give mixture.		Bu		J-95 2, 3, 4
96. Oats threshed (or combined)		Bu		H-3 1, 2, 3
97. Oats cut for grain when ripe or nearly ripe and fed unthreshed. Omit oat hay.		x x x x		4, X, 6
98. Barley threshed (or combined)		Bu		J-98 2, 3, 4
99. Rye threshed (or combined)		Bu		J-99 2, 3, 4
100. Flax threshed (or combined)		Bu		J-00 2, 3, 4
Where flax and wheat were grown together, report one-half the acreage under each crop.				
101. Winter wheat (fall or winter sown) threshed (or combined)		Bu		H-4 1, 2, 3
104. Spring wheat (spring sown) threshed (or combined)		Bu		4, 5, 6
107. Rice (rough or paddy) threshed (or combined)		100-lb. bags		J-07 2, 3, 4

ANNUAL LEGUMES for all purposes, except plowed under for green manure:

Where grown with corn or other crops, report acreage of mixture in second column. The annual legumes cured for hay included under Q. 109-115 must also be reported under Q. 116. Report fractional acreage.	Total acres grown in 1939: Alone	Total acres grown in 1939: With other crops	Nuts, peas, beans, and seed harvested in 1939	Irrigated acres grown in 1939	Code
					K-9
109. Peanuts, total			x x x x		2, 3, X, 5
For hay, nuts, grazed or hogged off. (a) Harvested for picking and threshing			Lb		6, 7, 8, 9
111. Vetches, velvetbeans, mung and horse beans. Underline kind.			100-lb. bags		K-1 2, 3, 4, 5
113. Dry lima beans. Report green limas under vegetables.			100-lb. bags		K-2 2, 3, 4, 5
114. Other dry field and seed beans (kidney, pink, pinto, small white, blackeyes, etc.) and lentils. Underline or give kind. Report green snap, string, and wax beans under vegetables.			100-lb. bags		6, 7, 8, 9
115. Dry field and seed peas (specify kind). Omit cowpeas. Report peas harvested green under vegetables.			100-lb. bags		K-5 2, 3, 4, 5

HAY CROPS: For each hay, give total production all cuttings, counting only once acres of land on which grown.

116. HAY FROM: Cowpeas, Peanuts, Canada-peas, Austrian-peas, Other peas, Vetches, Crotalaria, Soybeans, Velvetbeans, Horsebeans, Mungbeans, Other beans, Beggarweed, Lupines. Underline kind. Acres for hay included under Q. 109-115 must be reported here also. Include peanut vines saved for hay, but omit "straw" where beans or peas have been threshed.	Total acres harvested in 1939	Total quantity harvested in 1939	Irrigated acres harvested in 1939	Code
		Tons		J-16 2, 3, 4
117. Alfalfa cut for hay		Tons		J-17 2, 3, 4
118. Sweetclover cut for hay		Tons		J-18 2, 3, 4
119. Lespedeza cut for hay		Tons		J-19 2, 3, 4
120. Clover or timothy, alone or mixed, cut for hay (do not include sweetclover)		Tons		J-20 2, 3, 4
121. Small grain hay—wheat, oats, barley, rye, etc. Underline or give kind. Omit oats reported under Question 97.		Tons		J-21 2, 3, 4
122. All other tame hay cut. Include old meadows, millet, Sudan, Johnson grass, orchard grass, redtop, crested wheatgrass, etc. Underline or give kind.		Tons		J-22 2, 3, 4
123. Wild hay cut—marsh, prairie, or range grasses		Tons		J-23 2, 3, 4

(Reduced facsimile)

GENERAL AREA. WHERE FRACTIONAL ACREAGE OR PRODUCTION IS REQUIRED, REPORT AS: 1/8, 1/4, 3/8, 1/2, 5/8, 3/4, 7/8, 1, 1 1/8, ETC.

SCHEDULE No.

THE ABOVE SPACE FOR OFFICE USE ONLY

STATES

Arizona.
California.

CLOVER AND GRASS SEEDS: Report on "country-run" basis.	Total acres harvested in 1939	Total quantity harvested in 1939	Irrigated acres harvested in 1939	Code
124. Alfalfa seed		Bu		J-24 2, 3, 4
125. Sweetclover seed		Bu		J-25 2, 3, 4
126. Lespedeza seed. Korean, Kobe, sericea, etc. Underline or give kind.		Lb		J-26 2, 3, 4
127. Clover seed. Red, mammoth, Ladino, alsike, crimson, white Dutch, etc. Underline or give kind.		Bu		J-27 2, 3, 4
128. Grass seed. Timothy, redtop, bluegrass, millet, Sudan, canary, bent, ryegrass, crested wheatgrass, etc. Underline or give kind.		Bu		J-28 2, 3, 4

MISCELLANEOUS CROPS: Report fractional acreage.				
129. Irish potatoes. Grown for home use or for sale.		100-lb. bags		L-29 1, 2, 3
130. Cotton harvested. If sold in the seed, estimate square bales of lint.		Running square bales (Fractions)		L-30 1, 2, 3
131. Sweetpotatoes and yams. Grown for home use or for sale.		100-lb. bags		L-31 1, 2, 3
135. Sugar beets harvested for sugar		Tons		L-35 1, 2, 3
136. Hops		Lb		L-36 1, 2, 3
140. Silage crops, other than corn and sorghums (specify). Alfalfa silage, soybean silage, oat silage, etc. Omit byproducts, as beet tops and pulp, pea vines, etc.		Tons		L-40 1, 2, 3
141. Root and grain crops (other than corn and annual legumes) hogged or grazed off		x x x x x		L-41 1, 2, 3
142. Other field crops not elsewhere reported. Give name and unit of measure.		Unit / Unit		L- 1, 2, 3

Report: Buckwheat. Cassava. Chicory. Cowpeas. Flax for fiber. Ginseng. Golden seal. Mint for oil. Mustard seed. Popcorn. Soybeans. Sugar beet seed. Sunflower seed. Sweet sorghums for sirup. Tobacco, etc.

143. Value of the crops reported under Questions 87–142 (including landlord's share) which were or are to be sold or traded $ (Omit cents) — P 5

VEGETABLES FOR FARM HOUSEHOLD(S') USE:
144. Value of vegetables grown on this farm in 1939 for consumption by your family and by all households on this farm $ (Omit cents) — M-44 X, 2, 3
Omit Irish and sweet potatoes, also any vegetables fed to animals.

VEGETABLES harvested in 1939 FOR SALE (not for home use): — P 6
Include vegetables sold to canneries.
NOTE.—Where a crop was harvested following another on the same land during the year, report acreage for each crop.
For office use only →

Report fractional acreage. Omit cents	Vegetables harvested in 1939 for sale: Acres	Value	Code	Report fractional acreage. Omit cents	Vegetables harvested in 1939 for sale: Acres	Value	Code
145. Globe artichokes		$	M-45 2, 3	159. Garlic		$	M-59 2, 3
146. Asparagus		$	M-46 2, 3	161. Lettuce		$	M-61 2, 3
147. Green lima beans		$	M-47 2, 3	162. Dry onions		$	M-62 2, 3
148. Snap, string, or wax beans		$	M-48 2, 3	163. Green peas		$	M-63 2, 3
150. Broccoli		$	M-50 2, 3	164. Sweet peppers and pimientos		$	M-64 2, 3
151. Cabbage		$	M-51 2, 3	165. Spinach		$	M-65 2, 3
152. Cantaloups, muskmelons, honeyballs, honeydews, casabas, Persian, etc.		$	M-52 2, 3	166. Tomatoes		$	M-66 2, 3
153. Carrots		$	M-53 2, 3	167. Watermelons		$	M-67 2, 3
154. Cauliflower		$	M-54 2, 3	168. Other * (specify)		$	M- 2, 3
155. Celery		$	M-55 2, 3			$	M- 2, 3
156. Sweet corn		$	M-56 2, 3			$	M- 2, 3
157. Cucumbers		$	M-57 2, 3			$	M- 2, 3

List separately any other vegetables sold except Irish and sweet potatoes.

* The following, if for sale, to be reported under Question 168: Beets (table). Brussels sprouts. Swiss chard. Chayote. Chinese cabbage. Collards. Water cress. Dandelions. Dasheen. Eggplant. Endive. Escarole. Horseradish. Kale. Kohlrabi. Mustard (greens). Okra. Green onions and shallots. Parsley. Parsnips. Hot peppers. Pumpkins. Radishes. Rhubarb. Romaine. Rutabagas. Salsify. Squash. Turnips, etc.

HORTICULTURAL SPECIALTIES: — P 7
Report fractional acreage.
For office use only →

	Area in 1939	Sales in 1939	
169. Crops grown under glass (flowers and plants, also vegetables) and propagated mushrooms. Underline which.	(Sq. feet)	$ (Omit cents)	M-69 2, 3
170. Nursery products (trees, shrubs, vines, ornamentals, etc.)	(Acres)	$ (Omit cents)	M-70 2, 3
171. Flower and vegetable seeds, bulbs, and flowers and plants grown in the open. Underline which.	(Acres)	$ (Omit cents)	M-71 2, 3

REGION 9

SMALL FRUITS: Report fractional acreage. NOTE.—Do not report nonbearing acreage.	Acres harvested in 1939	Quantity harvested in 1939	Code
172. Blackberries and dewberries (tame only)		Qt	M-72 2, 3
178. Raspberries (tame only)		Qt	M-78 2, 3
181. Strawberries		Qt	M-81 2, 3
183. Other (specify). Report: Boysenberries, currants, gooseberries, loganberries, youngberries, etc.		Qt	M- 2, 3

TREE FRUITS, NUTS, AND GRAPES: Report fractional acreage.	Total acres, April 1, 1940	Acres irrigated in 1939	0
184. Land in bearing and nonbearing fruit orchards, vineyards, and planted nut trees, April 1, 1940 (omit nurseries)			(1st line only) 1, 2

KIND OF FRUIT: Report dried fruits, except prunes and figs, on fresh-weight basis. Do not include trees and vines in nursery.	Number of trees or vines, April 1, 1940: Not of bearing age	Of bearing age	Quantity harvested in 1939. Report fruits on fresh basis except prunes and figs. Report fractional tons	Code
				0-85
185. Apples			Tons	4, 5, 6 0-86
186. Cherries			Tons	4, 5, 6 0-88
190. Clingstone peaches			Tons	4, 5, 6
191. Freestone peaches			Tons	7, 8, 9 0-92
193. Bartlett pears			Tons	4, 5, 6
194. Pears other than Bartlett			Tons	7, 8, 9 0-95
196. Plums			Tons	4, 5, 6
197. Prunes (dry weight)			Tons	7, 8, 9
198. Grapes (report according to variety, irrespective of use):				0-98
(a) Table—Malaga, Tokay, etc.			Tons	4, 5, 6
(b) Raisin—Muscat, Thompson, Sultana, currants, etc.			Tons	7, 8, 9
(c) Wine or juice—Zinfandel, Alicante, Carignane, etc.			Tons	10, 11, 12 0-99
199. Figs (all varieties—dry wt.)			Tons	4, 5, 6 0-00
200. Apricots			Tons	4, 5, 6 0-01
201. Olives			Tons	4, 5, 6 0-02
202. Nectarines			Tons	4, 5, 6 0-03
203. Japanese persimmons			Lb	4, 5, 6 0-04
204. Avocados			Lb	4, 5, 6 0-05
205. Dates			Lb	4, 5, 6
208. Other tree fruits, except citrus. Give name and unit of measure. Report: Loquats, papayas, pomegranates, quinces, etc.			Unit	0- 4, 5, 6
209. Walnuts, English or Persian			Tons	0-10 4, 5, 6
212. Almonds			Tons	0-12 4, 5, 6
215. Other nuts (specify). Report: Cultivated chestnuts, filberts and hazelnuts, pecans, pistachios, etc.			Lb	0- 4, 5, 6

CITRUS FRUITS: Crop harvested, season 1938–39. From bloom of 1938.	Number of trees, April 1, 1940: Not of bearing age	Of bearing age	Quantity harvested in 1938–39 from the bloom of 1938. Report fractional tons	Code
220. Valencia oranges			Tons	0-16 4, 5, 6
221. Navel oranges			Tons	7, 8, 9
222. All other oranges (incl. satsumas, tangerines, and mandarins)			Tons	10, 11, 12 0-23
223. Grapefruit (all varieties)			Tons	4, 5, 6 0-26
226. Lemons			Tons	4, 5, 6
228. Other citrus. Give name and unit of measure. Report: Citrons, kumquats, limequats, limes, etc.			Unit	0- 4, 5, 6

229. Value of all fruits and nuts, including small fruits, produced in 1939 (1938–39 season for citrus) that were or are to be sold or traded (omit cents) $ — P 8

XVI.—VALUE OF PRODUCTS USED AND OF FOREST PRODUCTS SOLD IN 1939

231. Value (estimated) of products of this farm in 1939 that were used by your family and by all households on this farm—meat, milk, poultry, eggs, honey, vegetables, fruits, firewood, fuel wood, etc. (omit cents) $ — P 9

232. Value of forest products sold in 1939 (omit cents) $ — 10
Include firewood, fuel wood, standing timber, sawlogs, veneer logs, pulpwood, mine props, tanbark, charcoal, fence posts, railroad ties, poles and piling, turpentine, resin, maple sirup and sugar, etc.

(Reduced facsimile)

INSTRUCTIONS TO ENUMERATORS

GENERAL INFORMATION

Purpose of the Census of Agriculture.—An Act of Congress provides that a census of agriculture be taken every 5 years, for the purpose of obtaining basic information on farm acreage, land values, crops, livestock, and other general items relating to agriculture. The Sixteenth Census, which will be taken as of April 1, 1940, will include comprehensive information on agriculture, including irrigation and drainage of farm land.

Every enumerator must fill out a Farm and Ranch Schedule for each tract of land in his enumeration district that might classify as a "farm" under the Census classification, giving *all* the requested information. The information should be obtained by a personal visit of the enumerator. It is absolutely necessary that the census be complete and accurate. Census data are widely used by both private and public agencies and often form the basis for legislative and administrative programs. The farmer should be made to feel that his contribution to the census is of real value to himself and to his community.

Census Schedules are Confidential.—The Federal law providing for the census prescribes heavy penalties for revealing information to unauthorized persons. The enumerator should make it clear, in dealing with persons who seem unwilling to give the information requested, that he is not allowed to give any information to their neighbors or other persons; that only sworn census employees will have access to the farm schedules; and that those records for individual farms cannot be used for purposes of taxation, regulation, or investigation.

Schedules To Be Used in Enumerating Agriculture.—(*a*) The **Farm and Ranch Schedule,** which is to be used in the enumeration of **all** farms. Because of differences in the crops grown in various parts of the Nation, this schedule is not uniform for all States. Nine regional schedules, each differing only as to the crop inquiries, have been prepared. *Use only Farm and Ranch Schedules on which the name of your State appears.* If they do not bear the name of your State, communicate immediately with your Supervisor and request a supply of the appropriate schedules.

(*b*) **The Plantation (Multiple-Farm Unit) Schedule,** which is to be used in the areas designated on page 92 for obtaining supplemental information from any landlord, manager, or operator of a plantation (multiple-farm unit) operated as one working unit on which five or more families (including at least one cropper or tenant family) are regularly employed.

(*c*) **The Irrigation Schedule No. 1** on which enumerators in the 19 States listed on page 101 and in Florida are to report all irrigation enterprises which serve individual farms or groups of farms numbering not more than four. This schedule should be attached to the corresponding Farm and Ranch Schedules. For further instructions on handling Irrigation Schedule No. 1, see page 144.

(*d*) **The Irrigation Schedule No. 2** on which are to be reported irrigation enterprises serving 5 or more farms in the 19 States listed on page 101. This schedule will be prepared by the enumerators only in rare instances, as specially directed by their Supervisor.

(*e*) **The Drainage Schedule** on which are to be reported enterprises which drain farm land. The enumerators will prepare this schedule only in rare instances as specially directed by their Supervisor.

(*f*) **Abandoned or Idle Farm List** which is to be used to list farms not operated in 1939 and which probably will not be operated in 1940. These forms should accompany your Farm and Ranch Schedules.

Definition of a Farm.—The definition of a farm found on the face of the schedule must be carefully studied by the enumerator. Note that for tracts of land of 3 acres or more the $250 limitation for value of agricultural products does not apply. Such tracts, however, must have had some agricultural operations performed in 1939, or contemplated in 1940. A schedule must be prepared for each farm, ranch, or other establishment which meets the requirements set up in the definition. A schedule must be filled out for all tracts of land on which some agricultural operations were performed in 1939, or are contemplated in 1940, which might possibly meet the minimum requirements of a "farm." When in doubt, always make out a schedule.

Farming, or agricultural operations, consists of the production of crops or plants, vines, and trees (excluding forestry operations) or of the keeping, grazing, or feeding of livestock for animal products (including serums), animal increase, or value enhancement. Livestock, as here used, includes poultry of all kinds, rabbits, bees, and fur-bearing animals in captivity, in addition to mules, asses, burros, horses, cattle, sheep, goats, and hogs. Frequently, certain operations are not generally recognized as farming. This is especially true where no crops are grown or where the establishments are not commonly considered as farms.

Following is a partial list of types of specialized agriculture and of operations not generally recognized as farms or farming, for which Farm and Ranch Schedules are required, provided the area is 3 acres or more or, if less than 3 acres, the value of the products in 1939 was $250 or more:

- Apiaries (bee farms).
- Community or cooperative gardens.
- Country estates and country homes (if there is production of vegetables, eggs, milk, or other agricultural products either for home use or for sale).
- Cranberry bogs.
- Dry lot or barn dairies.
- Feed lots.
- Fur farms (fox, mink, skunk, etc., *in captivity*).
- Garbage-feeding hog yards.
- Greenhouses.
- Hatcheries (baby chicks, poults, etc.).
- Institutional farms (connected with schools, prisons, hospitals, etc.).
- Mushroom cellars.
- Nurseries (except for reforestation projects, or in connection with parks).
- Part-time farms (agricultural operations incidental to other occupation).
- Relief gardens.
- Blueberry production from wild plants where the land is used primarily for their production.
- Cutting of hay (even though this is the only farming operation).
- Grazing or pasturing of livestock.
- Harvesting of grass seed.
- Keeping of chickens and the production of broilers (including battery laying and battery broiler plants).
- Production of medicinal or drug plants and herbs.
- Production of flowers and bulbs for sale.
- Production of vegetables under glass.

Production of vegetables and flower seeds, plants, bulbs, tubers, etc.
Production, in captivity, of pheasants, quail, etc.
Production of mint or other special crops.
Raising Shetland or other ponies.
Rabbit raising.
Squab raising.

The following types of establishments and operations do *not* require Farm and Ranch Schedules *unless* there are also agricultural operations:

Canneries.
Cheese factories.
Creameries.
Deer parks.
Fish, frog, alligator, or snake farms.
Fish hatcheries.
Game preserves.
Kennels.
Livestock dealers (except feed lots).
Ostrich "farms".
Oyster "farms".
Parks.
Riding academies.
Shipping pens.
Turpentine "farms" or turpentine "orchards".
Distilleries, gins, dryers, mills, refineries, or packing plants.
Establishments of 3 acres or more, even though locally known as "farms," on which there are no agricultural operations.
Idle or abandoned farms which were not operated in 1939 and will not be operated in 1940.
Cutting or gathering of forest products with no farming operations.
Landscaping, or maintaining grounds, and growing of flowers, shrubs, and ornamentals for home use only.
Picking or gathering of wild nuts, wild fruits, or wild plants (medicinal, ornamental, etc.) except where the land is maintained primarily for their production.
Production of maple sirup or sugar with no farming operations.
Raising canaries, guinea pigs, white rats, or white mice.
Stock yards and auction yards or barns.
Trapping of wild animals.

Who Should Supply the Information?—The enumerator must obtain information in regard to a farm or establishment from the actual operator if possible. If unable to locate the operator, statements by members of his family, his employees, or other qualified persons may be accepted. Neighboring farmers may be able to supply the information. If obtained from other than the farm operator, note under "Supplemental Information" from whom obtained.

In case the land was farmed by some other person last year, the present operator should, from the stubble or other evidence, be able to give the approximate acreages and productions for the crops harvested in 1939 on this particular farm. *Do not permit an operator who has recently taken possession to report the crops which he harvested in 1939 on some other farm.*

Effort should be made to obtain figures from the farmer's records, if such are kept. It is imperative, however, that you turn in a *completed* schedule for *every* farm in your district.

How to Fill Out a Schedule.—Before beginning the enumeration, go over the schedules and instructions carefully.

Study the explanations under each question.

When in doubt refer to your instructions.

Use freely the column headed "Supplemental Information" to note any points which will help to explain unusual entries on a schedule or unusual facts relating to the operation of a farm, as high land and building values due to country estate; low-crop yields due to grasshopper damage, drought, hail, or the like; sheep grazed on _____ National Forest during summer months; sheep now in _____ County on open range, etc.

Explain under "Supplemental Information" situations occasionally encountered which are not covered in the instructions.

Major problems not covered in the instructions or those of minor importance which are frequently encountered should be referred to your Supervisor.

Where no entries are required, leave the spaces blank. Do not insert dashes, ciphers, or check marks.

Be sure to write "No" or "None" only where such answers apply and are required.

In entering values use dollars only, omitting cents; e. g., write fifteen hundred dollars as $1,500 and not as $1,500.00, or twelve dollars and twenty-five cents as $12.

Report acres and production in whole numbers except where fractions are called for.

When reporting fractional acreage and production, never use decimals. Always use multiples of eighths, as $\frac{1}{8}$, $\frac{1}{4}$, $\frac{3}{8}$, $\frac{1}{2}$, $\frac{5}{8}$, $\frac{3}{4}$, $\frac{7}{8}$, 1, $1\frac{1}{8}$, etc.

In writing fractions place the numerator directly above the denominator, as $\frac{1}{2}$ and not 1/2.

Use blue or black ink *only*. Never use ink of any other color or a pencil.

Write legibly.

If a mistake is made, draw a line through the entry in error in such manner that it can still be read and rewrite the new figure within the proper space.

Do not use an eraser or ink eradicator.

Do not write in code columns or code blocks.

Use the space under "Supplemental Information" for making notes. If more convenient, the margin of the schedule may be used for this purpose.

FARM AND RANCH SCHEDULE

Order of Enumeration.—In filling out the schedule, you may find it helpful to follow this procedure:

(*a*) Enter the data for Questions 1 to 12, inclusive.
(*b*) Then enter the data for column 4 on the face of the schedule and all the data for the reverse side.
(*c*) Finally, enter the data for all remaining inquiries on the face of the schedule.

This system of filling out the schedule should be helpful in securing correct replies to Questions 13, 14, and 15 and, in addition, may facilitate the enumeration of the other information required.

When the schedule has been completed, check over each section to be sure that no omissions or errors have been made. The last thing to do is to enter the time and date of enumeration and to sign the schedule.

Illustrative Schedule.—You will be provided with an illustrative return for a hypothetical farm to demonstrate the proper method of filling out the General Farm and Ranch Schedule.

Use of County Agricultural Adjustment Administration Records, Maps, etc.—After you have completed your enumeration, you *may* make use of any available maps or records in the office of the A. A. A. for your county, also assessor's maps and records, and available records from other sources which might be helpful in picking up establishments or operations that might have been overlooked in the enumeration. Data from such records must not be used in filling out the Census schedules, but may be used only to insure completeness of coverage. *Caution.*—Although it is suggested that you obtain information from A. A. A. and other sources, you, in return, may not, under penalty of law, reveal any information obtained in your canvass. Your schedules must not be examined by anyone but yourself or other sworn employees of the Bureau of the Census. These schedules must not be left in the county agent's office.

Use of Map to Insure Complete Coverage of the District.—You have been supplied with a map of the territory you are to enumerate. You may find it helpful to outline on this map the boundaries of the farms visited. It is not required that

you do this, but if you do, and will inquire at each farm as to adjoining lands, it will help to insure complete coverage. The outlines of the farms need not be exact, but should be fair approximations.

You have been instructed to identify on this map each dwelling with a visitation number for each household. The visitation numbers of the households (as carried on population schedules) located on tracts of lands enumerated as farms should be transferred to the corresponding farm schedules. For any such tracts on which there is no occupied dwelling, transfer to the farm schedule the symbols and numbers used on your map to identify such places. (See p. 12.) Whenever a sizable tract of land which does not require a farm schedule is encountered you will find it helpful to outline the tract on your map, giving its approximate size, and indicating its nature. Many farmers will have maps of their farms prepared from aerial surveys. Such farm maps may be helpful in outlining the farms on your E. D. map and may also assist in obtaining from the operator the required information on crops and uses of land.

Special Problems of Enumeration

Operator Living Off the Farm.—If the operator is living off the farm and outside your district and it is not possible to obtain a report from him or a member of his family, secure the information from the best source available. It may be obtained from an employee living on the farm or from a neighbor. In such cases enter "nonresident" in the Enumerator's Record just above the blanks for the sheet and line number of the Population schedule and note under "Supplemental Information" on the Farm and Ranch Schedule from whom the report was obtained.

If a person living in a city operates a farm outside the city limits, going to the farm day by day as necessary, and he keeps livestock at his place in the city or carries on some farming operations (not merely a home garden) there, the residence should be included as part of the farm. In such cases the farm should be enumerated in the minor civil division where located, although the residence may be in another.

Farms in Two or More Enumeration Districts.—Occasionally a farm will be found in your district that has part of the land extending into another township or county (or into another enumeration district when there are two or more enumeration districts in the same township). In such cases, the entire farm is to be enumerated in that district in which the farmstead is located. The word "township," as used above, is intended to cover the minor civil divisions locally called townships, towns, wards, precincts, districts, beats, etc., as called for in the Enumerator's Record. It will be helpful to indicate on your map tracts for which the headquarters are in an adjoining enumeration district. If you inform the enumerator in the adjoining district, or your Supervisor, of such tracts, it will assure that all such farm lands are included in the census enumeration and that none are duplicated.

Change of Farm Operators.—In many instances, the farm operator, at the time of enumeration, will be a different individual from the one who operated the farm in 1939. In such instances report the farm in the name of the person operating it on April 1, 1940, and not in the name of the former operator. The information must be for the present farm; do not report crops harvested in 1939 on some other farm. If the previous occupant can be reached, secure from him the returns for the crops of 1939; otherwise, secure estimates of these crops from the present operator or from any other reliable source. In the case of farms operated by tenants, this information can generally be obtained from the owners or their agents, if they are accessible.

Change in Size of Farm.—If the size of a farm has changed since September 1, 1939, indicate the nature of the change under "Supplemental Information," by notations as for example: "a 'forty' has been purchased and brought into the farm"; "a field farmed last year is now rented *to* a neighbor"; "a field has recently been rented *from* a neighbor"; etc. In such cases, as instructed above, report the acreage of the farm as of April 1, 1940, and the crops grown on that acreage in 1939, whether grown by the present operator or not.

If two or more tracts of land, which in 1939 were operated as separate farms, have been combined under the operation of one person on April 1, 1940, only *one* schedule should be secured. If a tract of land operated as one farm in 1939 was under the operation of two or more persons on April 1, 1940, each operating a part of it as a separate farm, *two or more* schedules should be prepared, one for each operator.

Abandoned and Idle Farms.—Farms not operated in 1939 and on which no operations are contemplated in 1940, if used for agricultural purposes (including grazing) within the past 10 years, are to be recorded on the Abandoned or Idle Farm List. These forms must accompany your Farm and Ranch schedules. A Farm and Ranch schedule should not be prepared for such tracts. If a farm was idle in 1939 but *will be operated* in 1940, prepare a schedule giving the necessary information, and write across the crops section "Not operated in 1939, will be in 1940." If a farm will be idle in 1940 but was *operated* in 1939, enter the notation "Not being operated in 1940" in reply to Question 1 and give all the other necessary information as to tenure, uses of land, crops grown, etc.

Farms With No Operator.—Infrequently a farm operated in 1939 will not have an operator at the time of the enumeration. In such cases secure a schedule from the previous operator or from the owner or his representative. Under Question 1 write "No operator at present" and enter all other pertinent information. State under "Supplemental Information" the rental agreement for 1939 and under what terms the farm will probably be rented in 1940.

One Farm Schedule for Each Operator.—As a rule one (and only one) general schedule should be prepared for each operator. But to this rule there is one rare exception. If a person operates two separate tracts of land as hired manager for two different owners (except for collectively developed unit farms), or one tract of land as owner (or tenant) and another as manager, a separate schedule should be returned for each, as each represents a separate enterprise. *Only one schedule should be prepared if a farm operator owns a tract of land and also rents a tract from another person.*

Agricultural Operations by Other Than the Operator of the Farm.—On some farms, members of the operator's family, or other persons living on the farm (not croppers or tenants) will grow small acreages of crops or will keep some livestock, or both. For example, a 4-H club member may have a crop or livestock project, or a hired man may have a garden or some livestock. Include all such crop operations and livestock on the schedule for the farm operator.

Partnerships.—Only one schedule should be prepared for a farm operated by two or more persons as a partnership even though some of the farm enterprises may not be included in the partnership. Enter under Question 1 the name of the partnership. Secure the information from any one of the partners, preferably the senior partner if there is such, unless the junior partner is actually conducting the operations. The information as to the age of the operator, days worked off the farm, and farm experience should be given for only one of the members of the partnership. All land owned either separately or jointly by the members and operated by the partnership should be included under Question 10 as acres owned.

Farming Combined With Nonfarm Activities.—Frequently farming will be combined with nonfarm activities. For example, byproducts from manufacturing or processing activities may be used for feeding of livestock; crops may be grown to supply a part of the requirements of a cannery, or certain manufacturing or processing such as the making of butter, cheese, cider, vinegar, wine, cane or sorghum sirup; or the canning of fruits and vegetables for sale may be an adjunct to farming. If the manufacturing or processing is primarily for the disposal of raw materials produced on the farm where the plant is located, or for putting them into a marketable form, such a plant should be included as part of the farm. If, on the other hand, the operations represent mainly custom work, or an independent enterprise, then such a plant is not to be considered a part of the farm. In this latter case, report on the Farm and Ranch schedule only the acreage of land and value of land and buildings actually used for farming purposes, and include only the products from the farming operations and their value before processing.

Institutional Farms (Schools, Reformatories, Hospitals, Prisons, etc.).—One schedule should be prepared in the name of the manager or person in charge of all farming activities, even though submanagers are employed to look after various types of farm activities.

Reports of such farms should include only the acreage of land and the value of land and buildings used for farming purposes. Any of the inmates who spend their entire time working on the farm should be classed as hired hands. The products of the farm used by the institution should be treated as *sold*.

Community or Cooperative Farms.—All land farmed in common by a community or by a cooperative should be on one schedule. If no one is designated as "farm manager," make out the report in the name of the leader. Exclude land and buildings used primarily for nonfarming purposes.

Community and Relief Gardens.—In some communities tracts of land may have been set aside by public or private agencies for use as gardens for members of the community or for use of employees. One schedule should be prepared covering the entire enterprise, entering the name of the person in charge as manager. The total acreage and value of each kind of vegetable should be reported as though *grown for sale*.

Collectively Developed or Unit Farms.—Where agricultural land is being developed and sold in small tracts to nonresidents—as is often done with citrus groves—and the entire tract is farmed essentially as a unit, it should be returned as *one* farm in the name of the person managing it, and the words "Unit development" written in reply to Question 6. If not farmed as a unit and more than one schedule is prepared, a detailed report must be made on each schedule giving information as to the terms of purchase, planting, cultivation, fertilizing, spraying, and marketing.

Indian Reservations and Allotted Indian Land.—Where land has been allotted to Indians, an individual schedule should be secured for each Indian the use of whose land would bring it under the classification of a farm. The word "allotted" is to be construed as covering allotment in fee, allotment in trust, and the simple designation of a certain acreage as the place of residence or agricultural activity of an individual Indian. Also, a separate schedule should be made for each Indian having no allotted land, but having livestock pastured on unallotted reservation, national forest, or public domain, if the value of the natural increase in his livestock and the value of his livestock products in 1939 amounted to $250 or more. In the latter case, write on the schedule "No land owned or leased."

Any acreage belonging to an Indian reservation that has not been allotted or assigned to Indians and that is not leased to corporations or individuals, if used for agricultural purposes, constitutes a single farm for which a schedule is to be secured from the Indian agent. The Indian agent is to be reported as manager and the name of the reservation is to be reported in answer to Question 6. The reservation schedule should include only such acreage as is usually devoted to crops, any fenced lands on which livestock is grazed, also unfenced grazing land over which reservation livestock is herded, and land occupied by farm buildings. Any vast acreage of wild land not utilized to an appreciable extent should not be included. All livestock belonging to the reservation must be reported on the reservation schedule.

Land Used but Neither Owned nor Leased.—You may find some land being used for agricultural purposes which the operator does not own and which he does not rent. It may be publicly owned land, railroad land, land owned by a nonresident, etc. Any such land from which crops, including wild hay, were harvested should be reported as part of the farm. The acreage should be included under Questions 12 and 13 and the value under Question 19. Also include the acreage under Question 10 if the operator owns any of the land in the farm, or under Question 11 if he owns none of the land in the farm. Give under "Supplemental Information" all facts relating to acreage, value, and ownership of such land and any other pertinent facts.

Livestock on Open Range.—When cattle, sheep, or other livestock are grazed or pastured on land neither owned nor leased by the operator, such land is not to be included as a part of the farm. In such cases, however, note under "Supplemental Information" that public or open range is used, indicate the location of the range, and give its nature, as _____ National Forest, Taylor Grazing District No. _____, _____ Railroad land, etc. Livestock on public or open range should be reported by the enumerator in whose district the ranch headquarters are located. If the livestock is grazed by, or for, a person who neither owns nor rents any land, prepare a schedule and, in answer to Question 12, write "No land owned or leased." Public lands used under a lease are to be included as a part of the farm, but land used under a grazing permit is not to be included.

Plantations (Multiple-Farm Units).—For purposes of enumeration, the census has defined tracts operated by croppers or tenants as separate farms. A Farm and Ranch schedule must be prepared for *each* of these operations. All land of every description in the plantation (multiple-farm unit) which is not leased nor subleased to croppers or tenants constitutes, for census purposes, the farm of the landlord, termed "home farm." A Farm and Ranch schedule must also be filled out for this land even though none of it is farmed.

Enumerators in the following designated areas are required to fill out a Plantation (Multiple-Farm Unit) schedule for any landlord, manager, or operator of a plantation (multiple-farm unit) operated as one working unit on which five or more families (including at least one cropper or tenant family) are regularly employed:

Designated States and counties:

ALABAMA.

ARIZONA (5 counties only):
- Graham.
- Maricopa.
- Pima.
- Pinal.
- Yuma.

ARKANSAS.

CALIFORNIA (8 counties only):
- Fresno.
- Imperial.
- Kern.
- Kings.

MISSISSIPPI.

MISSOURI (8 counties only):
- Butler.
- Dunklin.
- Mississippi.
- New Madrid.
- Pemiscot.
- Ripley.
- Scott.
- Stoddard.

NEW MEXICO (4 counties only):
- Chaves.
- Dona Ana.

Madera.
Merced.
Riverside.
Tulare.
DELAWARE.
FLORIDA.
GEORGIA.
KENTUCKY.
LOUISIANA.
MARYLAND.
Eddy.
Roosevelt.
NORTH CAROLINA.
OKLAHOMA
SOUTH CAROLINA.
TENNESSEE.
TEXAS.
VIRGINIA.

Note that the Plantation (Multiple-Farm Unit) schedule is supplementary to the Farm and Ranch schedule and does not in any case replace the latter.

For method of filling out Plantation (Multiple-Farm Unit) schedule see pages 130–144.

Instructions for Specific Inquiries

The instructions which follow supplement those appearing on the schedule. Additional ones are given only when deemed necessary.

The number given at the beginning of each paragraph represents the question number on the schedule. Not all of the inquiries will appear on your schedule, as specific questions on crops seldom encountered in your general area are omitted. If, however, these crops are grown in your area, you will find places on the schedule for reporting them. (See Questions 142, 168, 183, 208, 215, and 228.)

Enumerator's Record and Certificate.—Fill in all blanks which are applicable. Number the farms in the order visited, beginning each enumeration district with "1" and continuing in order through the district. Assign visitation numbers as the farms are reached on your first canvass of your territory even though you are unable at that time to obtain completed schedules in all cases. Make a record of those places for which you were unable to secure all necessary information on your first visit, noting thereon whom to see, and when to call, to secure additional information. By following this procedure you will not overlook these places in the rush to complete the canvass of your district. When transferring the household visitation numbers from the population schedule to the farm schedule, be sure to enter the numbers for all households located on the land comprising the farm. If the farm operator lives outside the enumeration district, insert the word "Nonresident" in the space provided for the sheet and line numbers and the household visitation number of the farm operator. Complete one enumeration district before starting another. The name of the minor civil division (M. C. D.)—known by various names in the different States, such as township, town, ward, precinct, district, beat, etc.—should be written with any numerical identification usually employed.

If a farm is located in two or more minor civil divisions, in addition to entering the name of the minor civil division in which farm is enumerated, be sure to give the names of the additional minor civil divisions, the county in which each is located, and the acres in each additional M. C. D. (See also p. 87, "Farms in two or more enumeration districts.")

The time and date of enumeration and enumerator's signature should not be entered until the report is completed. Your signature serves to certify that the report is complete, the work has been carefully done according to instructions, and the information has been secured from a reliable source.

I.—FARM OPERATOR

A farm operator is that person who operates the farm, performing the labor himself, or directly supervising it. He may be an owner, a tenant, cropper, or manager. Thus when land is rented, the tenant, not the owner, is the farm operator, even though the owner may exercise some supervision over the farming operations.

Q. 1. Name of Person.—Give the name of the person who is the operator of the farm. If the farm is operated for a firm, corporation, or institution, give the name of the person who is manager, superintendent, or supervisor of the farm. The name of the firm, corporation, or institution should not be reported here but under Question 6.

II.—FARM TENURE, APRIL 1, 1940

Questions under tenure refer to the land which constitutes the farm on April 1, 1940. Do not give answers which relate to some other land farmed in 1939.

Q. 6. Landlord.—If land is rented from two or more owners, give in addition to their names and addresses the acreage rented from each.

Note that you are to indicate whether the owner is a corporation. To be reported as a corporation, an owner must be incorporated under the laws of some State or foreign country and must hold a charter from that government. Do not report as a corporation any firm or company operating as a partnership or an individual proprietorship.

Q. 9. Hired Manager.—A hired manager is a person paid a salary to operate a farm for another person, firm, corporation, or institution. Caretakers and hired laborers should not be confused with managers. Usually a hired manager is not employed unless the returns received from the farm justify such employment. A caretaker who has the use of land in payment, or partial payment, for his services should be considered as a tenant.

For farms operated by hired managers, Questions 10, 11, and 37 (*a*) are to be left blank. (Hired managers are to be reported with hired help. See Q. 37, p. 102.)

Q. 10. Acres Owned.—Consider as owned the land which the operator or his wife holds under title, homestead law, purchase contract, or as one of the heirs or as trustee of an undivided estate. (See also the instructions for Question 12, "Total number of acres in this farm.")

III.—FARM ACREAGE, APRIL 1, 1940

Fractions of acres should *not* be entered for any of the questions in Section III of the schedule. If a tract of land contains only a fraction of an acre, report as 1 acre.

You are expected to add the acreages reported in answer to Questions 13 to 18, inclusive, in the presence of the farm operator, to see that their sum equals the total acreage of the farm reported in answer to Question 12. Experience in previous censuses has shown that many errors are made in this respect. In some cases, the land was not entirely accounted for as to use, while in other cases some of the land was erroneously reported under two or more of the questions.

Q. 12. Total Number of Acres in This Farm.—Include *all* land (except free range or land grazed on permit basis, such as national forests) on which the operator named in Question 1 conducts farming operations of any kind, whether it be cropped, lying idle, used only for pasture or grazing, in woodland, waste land, or in yards, lanes, etc. Thus, land used only for pasture or grazing or to supply wood or timber, even though detached from the land on which the major portion of the farming operations is conducted, is to be included. Also where a farm is rented from others and a definite rental is paid only for the land cropped, any woodland or waste land belonging to the farm should be included. Large areas of timber land or other nonagricultural land held by an operator of a farm as a *separate business*, however, and not used for pasture or grazing, or any other farm purpose, should *not* be included.

If both an owned and a rented tract are farmed by the same operator include both tracts as "one" farm even though they are not contiguous and may each be locally called a farm. Land managed for another should be reported on a separate schedule. (See p. 88, "One farm schedule for each farm operator.") Land rented *to* others or managed by others is to be reported on the schedule for the persons renting or managing such land.

Question 12 must be answered on every schedule, either with acreage figures or the statement, "No land owned or leased," which, as noted on p. 91, applies to grazing on open range.

Q. 13. Land From Which Crops Were Harvested.—Land in nurseries, orchards, vineyards, and planted nut trees should be included under this question even though no crop was harvested in 1939. Include not only nonbearing acreage but also acreage from which no fruits or nuts were harvested either because of a failure of the trees or vines to bear or because of failure on the part of the operator to harvest the fruits or nuts.

If two or more crops were harvested in 1939 from the same land, report the acres of land only once under Question 13. (See also p. 114, "Two or more crops from same land.") Before filling in Question 13, it will be helpful to secure the information for the individual crops harvested as called for under Section XV and of any duplicated acreage represented by such crops as called for under Double Cropping, "Supplemental Information." Be sure that the acreage of crops reported in Section XV, minus duplications of acreage, checks approximately to your entry for Question 13. If a crop which did not justify harvesting in the usual manner was grazed or hogged off, or was cut for forage, it should be considered as harvested. If, in harvesting, any appreciable part of a field was skipped, enter only the acres actually harvested. Where the entire field was gone over in harvesting, report the entire acreage as harvested even though the yield was small.

Do not report here land used only for growing of crops not actually harvested in 1939, except as noted for orchards and vineyards. Where land was used *solely* for the growing of crops for harvest in some subsequent year, such as a new planting of strawberries, asparagus, or the like, or a new seeding of alfalfa, it should be reported under Question 15. Land on which crops were grown solely for, and utilized as, pasture should be reported under Question 16.

However, land on which crops other than hay were allowed to mature and were then hogged or grazed off is to be considered as harvested and the acreage of the specific crops hogged or grazed off should be listed under Questions No. 90, 108–115, or 141, whichever is applicable, and not elsewhere.

Q. 14. Land From Which no Crops Were Harvested Because of Failure.—Report here any acreage on which *all* crops (except orchards—see Q. 13) for harvest in 1939 were destroyed by drought, hail, frost, flood, insects, disease, fire, or the like, also any planted acreage from which no crops were harvested on account of low prices or labor shortage, or for any other cause. If a crop intended for harvest in 1939 failed and another was planted on the same land and harvested during the year, or if after one crop was harvested another was planted and failed, then do not include such land under Question 14. Each crop which failed, however, should be listed under Crop Failure, "Supplemental Information." Before filling in Question 14, it will be helpful to secure the information for the individual crops which failed as called for under Crop Failure, "Supplemental Information." To obtain the entry for Question 14, total the acres of individual crops which failed and subtract therefrom any acreage from which a prior or later crop was harvested in 1939; also subtract any duplicated acreage if two or more crops failed on the same land.

If grasses intended for hay were not cut for hay, but were used for grazing or pasture in 1939, the land should not be reported as crop failure.

Q. 15. Cropland Idle or Fallow.—Report here all *cropland* which was neither in crops for harvest in 1939 nor used for pasture or grazing during that year. If any of such land was in tilled summer fallow in 1939, the acreage should not only be reported here but also under Summer Fallow, "Supplemental Information."

Include under Question 15 any land used *exclusively* for soil improvement crops which were turned under and not harvested. Such acreage must also be reported under Soil-Improvement Crops, "Supplemental Information." The acreage of a crop growing in 1939 for harvest in 1940 or later (except as noted under Q. 13, Cropland harvested) should be reported here, provided, of course, no crop of any kind was harvested nor the land pastured during 1939.

Q. 16. Plowable Pasture.—Mature crops (except hay) hogged or grazed off should be reported under Q. 13 and not here. Pasture preceding or following crops harvested in 1939 is not to be reported. Woodland pasture and grazing lands not suitable for crops are to be reported under Questions 17 or 18, whichever is applicable.

IV—VALUES, APRIL 1, 1940

The operator should be assured that only sworn census employees have access to the farm schedules. (See p. 80.)

Q. 19. Total Value of Farm (Land and Buildings).—A value must be given for every farm (except where only free or open range is used) and should be as accurate a valuation as can be secured. The value required covers all the land reported under Question 12 and the buildings and other improvements thereon as of April 1, 1940, whether owned, rented *from* others, or managed *for* others, but does not include the value of land rented *to* others or managed *by* others. For institutional farms the report should cover only the value of the farm land and farm buildings. Satisfy yourself that the value given by the farm operator is approximately correct, that is, that it represents the amount that would be received by a willing seller from a willing buyer and not at a forced sale. The value of the farm may be due, at least in part, to its proximity to a city, minerals, or the like, rather than to its agricultural possibilities. Be sure that the assessed value is not reported unless it conforms to the market value.

If only a part of the farm is owned, that is, a part is rented *from* others, a value must be given also under Question 19 (*a*).

Q. 21. Value of Farm Implements and Machinery.—Value of farm machinery used jointly by two or more farmers should be reported for the farm where the machinery happens to be on April 1, 1940.

V.—FARM MORTGAGE DEBT AND FARM TAXES

The questions on farm mortgage debt and farm taxes must be answered if the operator, whose name appears under Question 1, owns a part or all of this farm, ranch, or establishment. The question relates only to the land reported under Question 10. These questions should not be asked of hired managers or tenants who own no land in the farms they operate.

The farm operator should be given every assurance that the mortgage and tax information reported here must be kept absolutely confidential, and that no figures will be published for individual farms.

Q. 22. Farm Mortgage.—The question relates only to the land reported under Question 10. Mortgage debt on the land and buildings includes not only all debts locally called mortgages but also debts represented by agreements for deed or contracts for title, deeds of trust, judgment notes, mechanics' liens, confessions of judgment, deeds with vendor or lien clause, or any

other legal instruments which partake of the nature of mortgages on real estate.

Debts represented by crop liens or mortgages on livestock or implements are not to be included, unless the land and buildings are also pledged under the same instrument as security. A tax lien is not to be considered as a mortgage.

A farm on which there have been foreclosure proceedings, where the period of redemption has not expired and the operator still has the use of the land, should be considered as mortgaged.

Q. 23. Amount of Mortgage Debt.—Under this inquiry enter the unpaid principal amount of the mortgage plus any additions represented by past due interest, or taxes and insurance paid by the holder of the mortgage. If the amount of the mortgage exceeds the value of the land and buildings owned, enter an explanation on the schedule including a statement that the value and debt figures are, in your opinion, correct.

Q. 24. Annual Rate of Interest.—The interest rate specified in the first mortgage should be given even though a lower rate is temporarily in effect. It should not include amortization or principal payments, commissions, or other extra charges. If there are two or more first mortgages (each covering separate tracts) at different rates of interest, as 6 percent on $1,000 and 4 percent on $2,500, make notation of such fact.

Q. 25 and 26. Farm Taxes.—If the farm operator has not rereceived his tax bill for the 1939 levy, report the 1938 tax. If taxes were paid in 1939 for more than 1 year, that is, if some delinquent taxes were paid, report the amount paid for the most recent year's levy. Only real-estate taxes on the land reported under Question 10 and on the buildings and other improvements thereon, and taxes on personal property owned by the operator on this farm should be included under Questions 25 and 26. Motortruck—as well as automobile—taxes, fees, or licenses should be excluded. Also exclude poll taxes, sales taxes, gasoline taxes, taxes on property not used in the farm business, such as school busses, and notes, stocks, bonds, and city real estate, and taxes on farm land rented to others.

If no segregation is made on the farm operator's tax statement of the levies on real and personal property, assist him in approximating the levy on each.

VI.—OTHER LAND OWNED, APRIL 1, 1940

For a definition of "Land owned," refer to instructions on Question 10, "Acres owned."

Q. 28. Land Rented to Others.—If the "other land owned" is not rented or is not to be rented to others this year, explain under "Supplemental Information" the nature of the holding, such as "idle farm," "timber tract," "coal lands," or other applicable designation. If land is rented to others primarily for purposes other than farming or grazing, explain.

VII.—WORK OFF FARM AND YEARS ON THIS FARM

Q. 29. Days Worked Off Farm.—The intent of this question is to secure a record of all time spent off the farm in 1939 for pay, income, or profit. Work by the operator in connection with a filling station, garage, tourist camp, or other nonfarm business conducted at the farm is considered as work off farm and should be reported under (*b*). In reporting civic service, such as jury duty, work on election boards, AAA committee work, etc., where pay is received, specify under "nonfarm occupation" and "industry" the nature of the work, as juryman, county grand jury; clerk, election board; committeeman, AAA; etc. In reporting relief work, indicate whether WPA, CCC, NYA, etc. If the farm operator did not operate a farm in 1939, report under "Supplemental Information" the days he worked and give the occupation at which he worked and a statement that he did not operate a farm in 1939. In computing the number of days worked at other jobs, Sundays and holidays should not be counted unless the operator actually worked on such days.

Q. 30. Year Began Operation.—Give the year the operator began to run the farm he is now operating and not the year he first began farming, if on another farm, or the year when he first lived on the place unless he was the operator at that time. There will be operators who had once farmed, then had moved to town and now are on the same farm which they had left. In such cases report the year in which they returned to begin operations anew.

VIII.—IRRIGATION

Land should be classed as irrigated which has water supplied to it for agricultural purposes by artificial means or by seepage from canals, reservoirs, or irrigated lands, but land which has natural ground water sufficiently near the surface to support plant life should not be classed as irrigated. Land which is flooded during high-water periods should be classed as irrigated if water is caused to flow over it by dams, canals, or other works, but should not be classed as irrigated if the overflow is due to natural causes alone.

Q. 31. Land From Which Irrigated Crops Were Harvested.—That part of the harvested cropland reported under Question 13 which was irrigated should be reported here. For the States listed below, the entry for this question should, except for any duplication of acreage, check approximately with the total of the irrigated acres of individual crops as reported under Section XV plus irrigated acreage of vegetables, horticultural specialties, and small fruits.

For the following States a column has been added in Section XV, *"Crops harvested on this farm in 1939,"* to obtain the irrigated acreage of each crop harvested, except vegetables, horticultural specialties, and small fruits:

REGION 5:
Colorado.
Kansas.
Montana.
Nebraska.
North Dakota.
South Dakota.
Wyoming.

REGION 6:
Arkansas.
New Mexico.
Oklahoma.

REGION 7:
Louisiana.
Texas.

REGION 8:
Idaho.
Nevada.
Oregon.
Utah.
Washington.

REGION 9:
Arizona.
California.

Note that in these States, for each irrigated crop harvested, two acreage figures are required, one for the total acres harvested and the other for irrigated acres harvested. For example, if 40 acres of alfalfa hay had been harvested on a particular farm and had been irrigated, 40 acres should be reported in the first column under Question 117 and 40 acres should be reported in the third column. If 40 acres had been harvested and only 30 acres had been irrigated, the entry in the first column should be 40 and that in the third should be 30. However, if none of the 40 acres had been irrigated, the entry in the first column should be 40 and no entry whatever should be made in the third column. Since the irrigated acreage must be included in the total, it may be less than or equal to, but cannot exceed, the total. If a crop commonly grown under irrigation in your district is not irrigated, make note of this under "Supplemental Information."

Where irrigation is reported for States other than those listed, give under "Supplemental Information" the crops irrigated.

See page 144 for instructions on handling Irrigation Schedule No. 1.

IX.—COOPERATIVE SELLING AND PURCHASING, 1939

Q. 34–36. Business With or Through a Cooperative.—To be classed as a cooperative, an organization must:

(1) Be controlled by its members, and
(2) Be operated for the benefit of the members and not for profit on the basis of shares of stock held.

Two or more persons, who, in an informal way, occasionally buy or sell together do not form a cooperative as the term is used here.

Your replies to the cooperative questions do not depend upon whether the farm operator is a member or nonmember of an association, but rather upon whether he did business with or through an association in 1939. If the farm operator buys and sells through the same cooperative organization, report "yes" for both Q. 34 and Q. 35.

Service cooperatives include mutual fire insurance companies, mutual telephone companies, cooperative truck routes, spray rings, rural electrification associations, etc.

X.—FARM LABOR

Q. 37. The number of persons working on the farm during the specified weeks and the total expenditures for labor are expected to be consistent with the operations shown on the schedule. When these relationships are not reasonably consistent, explain under "Supplemental Information." Note that the cash wages called for in column 3 refer to *all* hired labor for the year 1939 and not to the labor reported for the specified weeks.

That part of the question concerning family labor requires answers for owner- and tenant-operators and members of their families 14 years old and over who work on their farms, at other than housework, without pay. Farm operators who are hired managers are to be reported with hired help (Q. 37*b*). Members of the operator's family who are paid wages for work on this farm are to be reported as hired help. Unemployed sons and daughters, visitors, and other members of the household are not to be included unless their services were actually used.

Members of families, other than that of the operator, who may be living on this farm and performing work without pay are not to be included.

Persons employed primarily for construction work on the farm, such as for the erection, repair, or painting of buildings, fences, etc., are not to be included as farm labor. If, however, such labor is performed by persons regularly employed on this farm, it should be included as farm labor.

Where equipment, such as tractors or harvestor-thresher combines, and the labor for operating such equipment are included in the charge for the equipment, do not include such labor here.

Be sure to include any labor used on the farm that may have been furnished by a cooperative organization, or which was hired on a contract or piece-work basis, even though such labor was employed by the cooperative, or a contractor, and not paid for directly by the farm operator. Frequently piece work or contract labor is performed by entire families, the farm operator dealing only with the head of the family. Under circumstances such as these it may be difficult to secure the information as to the number of persons who worked on the farm on the specified dates. In such cases secure as accurate estimates as possible.

XI.—FARM EXPENDITURES IN 1939

Expenditures in cash and obligations incurred during 1939 for all specified goods and services used on the farm should be included. In the case of tenant-operated farms, include the contributions made by the landlord as well as those made by the tenant-operator. For a farm operator who also rents land to others, report only the expenditures for the part he operates.

Q. 38. Expenditures for Feed.—Exclude any expenditures made by a tenant for feed crops grown on this farm which represent the landlord's share. Include expenditures for salt, condiments, and mineral supplements.

Q. 39. Expenditures for Implements and Machinery.—Where old equipment is traded in, deduct the amount allowed on the old equipment and report only the net obligation. For example, if a new tractor was bought in 1939 for $950 and an old one was turned in with an allowance of $150, expenditure should be reported as $800.

Where implements and machinery are purchased on the installment plan, report the purchase price, i. e., the total of all installments whether paid or not. For example, if a farmer purchased a mowing machine in 1939 valued at $150, paid $50 down and agreed to pay the balance in two annual installments of $50 each, the enumerator should report an expenditure in 1939 of $150.

Q. 42. Commercial Fertilizer Bought in 1939.—Report the total expenditure for commercial fertilizer used on this farm whether paid for by the landlord or the tenant or shared by both. In writing the quantity purchased, use fractions of tons as follows: $\frac{1}{8}$, $\frac{1}{4}$, $\frac{3}{8}$, $\frac{1}{2}$, $\frac{5}{8}$, $\frac{3}{4}$, $\frac{7}{8}$, etc. Use conversion table, page 128, to convert small amounts of fertilizer to fractions of tons.

Include the following under commercial fertilizer if used or to be used as fertilizer: Sulphate of ammonia, nitrate of soda, muriate of potash, acid or superphosphate, bone meal, dried blood meal, fish meal, cottonseed meal, mixtures of such fertilizers, etc.

Do not include barnyard or stable manure under this question.

Q. 43. Liming Materials.—Also include limestone, hydrated lime, oyster shells, etc. Be sure to underline or give kind if not already listed.

XII.—FARM MACHINERY AND FACILITIES, APRIL 1, 1940

Any machinery used jointly by two or more farmers should be reported on the farm where kept on April 1, 1940. Do not report any worn-out equipment that is no longer used, even though still on the farm.

Q. 44. Automobiles.—Be sure to include automobiles owned by hired help living on the farm.

Q. 46. Tractors.—Include under number of units any home-made tractors and write in the space immediately under the question, but not in the space provided for year of latest model, the word "Home-made" and the date the equipment was transformed into a tractor.

Q. 50. Kind of Road on Which Farm is Located.—If the farm is located on more than one of the four general types of roads shown on the schedule, place check marks in the proper blocks.

Hard-surfaced roads include concrete, brick, asphalt, and oil-bound or water-bound macadam.

Under gravel, shell, shale, etc., also include caliche, chat, chert, cinder, clay-gravel, sand-clay-gravel, crushed rock, iron ore, schist, scoria, slag, limestone, etc.

XIII.—SUPPLEMENTAL INFORMATION

Changes in Area or Tenure.—A statement is desired if there was a change in the status of the operator's tenure, i. e., if he added (or dropped) some acreage to (or from) his farm since September 1, 1939, if he moved from another State, another farm, or from a city, or if he is an owner now but was a tenant last year, etc. If there were no changes, write "none."

Unusual Entries.—Entries unusual as to size of operation or to type should be fully explained. If additional space is needed, use the margin of the schedule or write near the inquiry needing explanation, but do not use any of the space provided for answers even though the inquiries do not apply to this farm.

In commenting on unusual types of agriculture, such as poultry in multiple-story types of buildings, a fine country home,

the growing of unusual crops, the keeping of unusual types of animals, etc., be as informative as you can. Some of these operations may not be unusual in your locality but, although well known to you, may not be known to any extent elsewhere.

If livestock belonging to the farm are grazing elsewhere at the time of enumeration or were at any time during the year, a brief explanation is desired, such as, "A band of 1,200 ewes were grazed on Beaver National Forest during the months of June through September last year." If livestock not owned by the operator are on the farm, a short statement to that effect is desired. For the method of enumerating such livestock see pages 106–107.

If, in your locality, units of measure for reporting crop productions are different from those on the schedule, be sure to conform wtih the schedule requirements and make an explanation here as to the usage in your locality.

Summer Fallow, Soil-Improvement Crops, Crop Failure, and Double Cropping.—Before supplying these supplementary data, you should be very familiar with the instructions on pages 96–97 for Questions 13, 14, and 15. You may find it helpful to secure the information requested under these headings before filling in the answers to Questions 13 to 18, inclusive.

The enumerator will find replies for these inquiries of material help in securing reports of crops which would otherwise be overlooked, in preventing the reporting under Question 13 of crops used solely for soil improvement, and in the handling of crop acreages which represent complete failures. Correct replies to Questions 13 and 14 may be obtained more readily, in that duplications of acreage are easily eliminated.

XIV.—LIVESTOCK, APRIL 1, 1940, AND LIVESTOCK PRODUCTS, 1939

Include not only animals belonging to the farm operator but also any kept on this farm or ranch whether belonging to hired help, to members of the operator's family, or being grazed or fed for others. Also include livestock grazing in national forests or on open range. (See p. 91, "Livestock on open range.") Do not, however, include livestock belonging to the operator that are being grazed or kept on another farm or ranch. Such livestock should be enumerated on the schedule for the operator of the farm or ranch where the livestock were being kept on April 1, 1940.

In areas where livestock are grazed in national forests or on open range, secure the report from the ranch operator for all his herds or bands and not from the herder who happens to be in charge of a particular herd or band. The county assessor, the county agricultural agent, the Forest Service representative, or the grazing district supervisor will usually know the larger operators and will be glad to assist you by providing you with the names and addresses of such operators. In some areas your supervisor may provide you with such information. Every effort should be made to enumerate *all* livestock, the headquarters of whose owners are in your district. To insure complete enumeration, any information concerning the grazing in national forests or on open range, in your district, of livestock where the headquarters are located elsewhere should be given to your supervisor along with the location of the headquarters, the name and address of the owner, and any other pertinent information, such as the location of the animals during the four main seasons of the year.

The enumeration in April comes at a time when livestock numbers, in most areas, are rapidly increasing owing to births. Therefore, the inventory questions for livestock exclude animals recently born. Thus, of the livestock on hand on April 1, 1940, no count is to be made of colts and calves under 3 months of age or of pigs, goat kids, and poultry under 4 months of age, or of any lambs under 6 months of age. For silver foxes and minks, only *females* over 3 months of age should be enumerated. Note that where a subclass appears in no case is there a complete breakdown of the total by age and sex classes. The sum of the specific classes reported will usually be less than but cannot exceed the total. Be sure to make this check on all your schedules.

Livestock operations which may not be generally recognized as farming, but for which farm and ranch schedules should be prepared include commercial feed-lot feeding of cattle, sheep, and hogs; garbage-feeding of hogs; dry-lot or barn dairying; battery production of eggs or broilers; the operation of a hatchery; bee keeping; rabbit raising; squab raising; and fur farming. Frequently such operations are conducted on small areas usually in, or closely adjoining, towns or cities, or in connection with some other business. Because such operations have little resemblance to the general conception of farming, they may be overlooked in the enumeration of farms, unless the enumerator makes a special effort to find such establishments. (See definition of a farm, p. 81.)

Q. 52. Mules.—Do not include breeding jacks or jennies, burros, donkeys, or asses of any kind under mules. Breeding operations of jacks and jennies should be included under "Supplemental Information."

Q. 55. Cows Milked.—Report here the number of cows and heifers milked at any time during 1939 regardless of whether they are still on the farm. If still on the farm on April 1, 1940, they should also be reported under Question 54 (unless under 2 years of age at the beginning of this year).

Q. 56. Milk Produced.—Report, in gallons, all cow's milk produced in 1939, whether *used* or *sold*. Milk drawn but later fed to animals is to be reported as produced. Be sure to include any milk produced by cows kept on the farm or ranch by employees. Do not include goat milk or milk drawn by nursing calves.

When complete records of production are not available, it will be necessary to secure from the farm operator, or the person furnishing the information, a figure based on whatever information is available. This information may be in the nature of records of milk, cream, or butter sold, records furnished by a cow tester, reports made by the operator as a crop reporter, or records of production started but discontinued, etc. The enumerator should furnish any conversions, such as the approximate number of gallons of milk required for a pound of butter, a pound of butterfat, or a gallon of cream, which will assist in the calculation. Several such conversions are given on p. 128.

If the records are too incomplete, it will be necessary to secure a report for milk produced based on the daily production at the high and low periods of milk flow (high plus low divided by 2). Multiply this average daily production by the number of days during which milk was produced. Be sure to make allowance for any period during which cows were dry.

The figure finally arrived at should include *all* milk produced during the year 1939. The milk shown as produced should cover the products reported as sold plus those used on the farm. The production should also be checked to see that it represents a reasonable amount (gallons, not quarts or pounds) for the number of cows milked. Explain unusually high or unusually low production under "Supplemental Information" or in the margin of the schedule.

If milk production is in *pounds*, the enumerator must convert to *gallons*. Either of the two methods may be used:

1. Divide the number of pounds by 8.6 (a gallon of milk weighs 8.6 pounds).
2. Multiply the number of pounds by 0.116 (a pound of milk contains 0.116 gallons).

Q. 57. Butter Churned in 1939.—If butter was churned from whole milk, note this fact under "Supplemental Information" or in the margin of the schedule.

Q. 58. Whole Milk Sold in 1939.—Dairy products produced on institutional farms for use in the institution should be reported as sold. Report all whole milk in terms of gallons. Do not report any skimmed milk or buttermilk sold.

Q. 59. Cream Sold in 1939.—Report the pounds of butterfat in the cream and not the pounds of cream. Where cream was sold by the pint, quart, gallon, etc., calculate the butterfat content. Ordinarily, cream sold as sweet or coffee cream contains approximately 2 pounds of butterfat per gallon. Cream sold as sour cream is generally skimmed somewhat more closely and contains approximately 2½ pounds of butterfat per gallon.

Q. 61. Value of Dairy Products Sold in 1939.—Do not include the value of goat milk or products sold which should be reported under Question 86. The value reported under Question 61 is expected to be consistent with the quantities reported as sold under Questions 58, 59, and 60. If the prices received by a farmer were materially higher than for most farmers in your area, or if cheese, buttermilk, or skimmed milk was sold, explain under "Supplemental Information" or in the margin of the schedule.

Q. 62. Sheep and Lambs.—In reporting the total number of sheep and lambs over 6 months of age, be sure to include rams and wethers over that age. If the sum of the entries for Questions 63 and 64 equals the total sheep and lambs reported under Question 62, explain under "Supplemental Information" or in the margin of the schedule why the flock consists solely of ewes. Also explain if the total shown under Question 62 includes no ewes or only a small proportion of ewes. These last two requirements are necessary only when a considerable number is involved.

Q. 63. Yearling Ewes.—Report all ewes between 6 and 18 months of age on April 1, 1940. For the most part these will include only ewe lambs of 1939, but, particularly in California, Arizona, and Texas, might include some late lambs of 1938.

Q. 65. Sheep and Lambs Shorn in 1939.—The instruction on the schedule—"If this farm has sheep on hand and no wool shorn in 1939, Explain"—is again emphasized. Also, where there is considerable difference between the number of sheep on hand and the number of sheep shorn, explain fully.

Q. 68. Animals Slaughtered.—Report all animals butchered in 1939 for use of the farm operator, also any for use of hired help or others living on the farm, whether such animals were butchered by them or for them on a custom basis, either on or off the farm. Also include animals butchered where either the whole carcass or meat was sold, or is to be sold. Include animals purchased for butchering as well as animals raised and butchered, but *exclude* animals butchered on a custom basis for others.

Do not include any calves disposed of at birth

Q. 69. Goats and Kids Over 4 Months Old.—Include as "Angora" only such goats as produce mohair. All short-haired goats must be reported under "other."

Q. 70. Mohair and Kid Hair Clipped.—The production of mohair and kid hair should be consistent with the number of Angoras and kids reported. Do *not* include any clippings from goats reported as "other" and clipped only for sanitation or convenience. If a considerable number of Angora goats are reported but no mohair is shown as clipped, or if the quantity of mohair is large or small compared with the number of Angora goats on hand, explain under "Supplemental Information" or in the margin of the schedule.

Q. 71. Goats Milked.—Include only goats providing milk for immediate human consumption or for the manufacture of cheese or other food products. Note that the quantity of goat milk produced is not to be enumerated. Do *not* report goat milk under Question 56. The value of any goat milk, butter, or cheese sold should be included under Question 86.

Q. 72. Livestock Bought.—Report all livestock bought in 1939, whether now on hand, sold, or otherwise disposed of.

Q. 73. Livestock Sold.—Report all sales of live animals during 1939. Include those bought in 1939 or earlier and sold in 1939, as well as those raised on the farm or ranch and sold in 1939.

Q. 74. Value of Livestock Sold.—The value reported is expected to be consistent with the numbers of animals reported as sold under Question 73. If animals other than those listed under Question 73 were sold or if the prices received were materially higher than for other farms in your area, explain under "Supplemental Information" or in the margin of the schedule.

The value of whole carcasses or meat of butchered animals sold or traded is to be reported under Question 86.

Q. 75–78. Poultry.—Be sure to include *all* poultry on the farm, whether owned by the operator, by employees, or others. If a broiler establishment is being enumerated, do not include under "Number on hand" any broilers or fryers unless they exceed 4 months of age. If a considerable number of broilers or fryers, over 4 months old, are included, note on the schedule their approximate ages and numbers.

Under "Number raised" report 1 year's operations so that all fowls (except those sold as baby chicks or started chicks, poults, etc.) which *reached a marketable age* are included, whether still on hand, sold, consumed on the farm, or lost through any cause.

If there are chickens on hand, a report will usually, but not always, be required for chickens raised and for egg production. If, however, no chickens were raised or no eggs produced, explain on the schedule.

Q. 78. Other Poultry.—Be sure to report the number of pigeons, quail, etc., and not the number of pairs.

Q. 79. Chickens Sold.—Do not include baby chicks or started chicks sold.

Q. 80. Chicken Eggs Produced.—Include all chicken eggs laid in 1939 whether sold, hatched, or used on the premises for any purpose. Be sure to include eggs laid by chickens kept on this farm by employees.

Chicken eggs should be reported in dozens. The farm operator, his wife, or other person furnishing the information should give careful attention to any records available, complete or partial, such as the number of eggs produced during any period, any records of sales, etc. Where incomplete records are used, the number of dozens of eggs not included in the record should be carefully calculated.

Where no written record is available, the production should be based on the daily production at the different seasons, especially the high and low points of the year. The 1939 production will equal approximately the average of the daily production of the high and low periods (high plus low divided by 2) multiplied by the number of days during which eggs were obtained. *Be sure to take into account any period during which no eggs were laid.* Any unusual and extraordinary factors, such as sickness in the flock or a considerable change in size of flock, should be given careful consideration and the average adjusted so as to represent as nearly as possible the true daily average.

If the production (dozens) is not consistent with the number of chickens on hand on April 1, 1940, explain under "Supplemental Information" or in the margin of the schedule.

Q. 81. Value of Poultry, Eggs, etc., Sold.—Check to see that the value reported is consistent with the number of poultry raised and eggs produced, taking into account those consumed on the farm or used for replacement. If there is any material discrepancy owing to sales of baby chicks, poults, hatching eggs, etc., or to high mortality, or to losses by theft, explain under "Supplemental Information" or on the margin of the schedule.

Bees and Honey.—A Farm and Ranch schedule must be se-

cured for every beekeeper the value of whose agricultural products, including honey, in 1939 amounted to $250 or more.

Q. 82. Bees.—If on this farm there are bees owned by a person other than the operator, not only list on the schedule for this farm the number of hives but also inquire as to whether the owner of such colonies has other bees. If he has as many as 30 hives altogether, on this farm and elsewhere, you should visit him, if in your district, and determine whether a schedule should be obtained. If such is the case, prepare a farm schedule, including thereon the total quantity of honey produced by *all* his bees, but do not include under Q. 82 of schedule any bees located on farms operated by others, as these will be enumerated on the schedules for those farms. If such owner is not in your district, send to your supervisor the name and address of the owner of the bees and any information pertaining to his operations which might be helpful in the enumeration, such as number of hives of bees on this farm, a statement whether he has other bees and where located, etc., in order that a Farm and Ranch schedule may be obtained from him.

Q. 83. Honey.—Report the pounds of honey produced for *all* bees actually owned by the operator, whether located on his farm, on another farm, or in a desert, swamp, on hills, or other nonfarm land. Where honey is reported from bees located on other farms (not reported on this schedule) give, under "Supplemental Information" or in the margin of this schedule, the number of such hives and their location. If the farmer reports gallons of honey, convert to pounds by multiplying by 12.

Q. 86. Value of Wool, Mohair, Etc.—Report here the value of goat milk and products sold as well as the value of wool shorn, mohair clipped, pelts taken from fur animals in capitivity, and meat, hides, honey, and wax produced in 1939 that were or are to be sold or traded. Also report the value of bees and fur animals sold or traded in 1939.

XV.—CROPS HARVESTED ON THIS FARM IN 1939

Before enumerating the crop acreages and productions, be sure you are thoroughly familiar with the instructions in regard to Question 13, "Land from which crops were harvested;" Question 14, "Land from which no crop was harvested because of failure;" Question 15, "Cropland idle or fallow;" Section VIII, "Irrigation;" and Section XIII, "Supplemental Information."

Omitted Inquiry Numbers.—You will note that there are skips or breaks in the inquiry numbers in the crop section of your schedule. The reason for these skips is suggested in the note at the top of the crop section of the schedule which reads, "Omitted inquiry numbers represent crops which will be infrequently reported in this general area (or State)." This plan was evolved to help you, in that it does not require you to ask questions which are not generally applicable in your area. Occasionally, however, such an omitted inquiry would be applicable to a few farms or to limited areas in one or more States in the regions where omitted. Whenever you ascertain that a crop has been harvested which does not have a separate inquiry on your schedule, report such crop under Questions 142, 168, 183, 208, 215, or 228, whichever is applicable, in order that all crops may be fully enumerated.

Only one set of general instructions has been prepared. Hence, while the schedule for Region 1 does not have the separate inquiry (130) for cotton, the enumerator in that general area will find in these instructions reference to Question 130, "Cotton harvested." If in Region 1 an enumerator ascertains cotton was harvested in 1939, as will be found in several southern Illinois counties, such acreage and production should be reported under Question 142, "Other field crops not elsewhere reported."

Even though the present operator was not on this farm last year, he should report the crops harvested on this farm in 1939, although they were not raised by him, but by his predecessor. If some other person harvested the crops on this farm in 1939, the present operator should furnish as closely as possible the acreages and yields, also his best approximation of the livestock products.

Unit of Measure.—Frequently the unit of measure common to your locality will not be that called for on the schedule. In such case, convert to the unit specified and under "Supplemental Information" name and describe the unit commonly used in the locality, giving its approximate cubic content or net weight and the conversion factor used. The conversion tables on pp. 128–134 may be helpful, in some instances, in making the conversion to the unit called for on the schedule.

Two or More Crops from Same Land.—Where two or more crops were harvested from the same land in 1939, be sure to report both or all crops. The particular method of handling such crops depends largely upon the manner in which the various crops were grown in relation to one another. Under Section XIII, "Supplemental Information," on the face of the schedule, space is provided for listing any succession and interplanted crops reported in Section XV, "Crops Harvested on this farm in 1939."

(*1*) *Succession crops.*—Where two or more crops were harvested from the same land in 1939 but were grown in succession, i. e., one crop planted and harvested, then another crop planted and harvested, the acreage should be reported under the inquiry for each crop. In a few cases the succession crops may represent two crops from the same planting, as, for example, a seed crop of clover following a hay crop of clover. (However, in reporting two or more cuttings of hay from the same land, the acreage is to be reported but once, whereas the production of all cuttings is to be reported.) Several other examples of succession crops are:

Soybeans (or cowpeas) after wheat (or oats) was harvested.
Corn following Irish potatoes.
One vegetable following the same or another kind of vegetable.

Frequently where one crop follows another the succeeding crop may be planted before the preceding crop is harvested, the planting of the second crop being sufficiently delayed that it does not seriously interfere with the development of the first crop. One example is corn planted between the rows of Irish potatoes a short time before the potatoes are harvested.

Wheat seeded in the fall of 1939 (for harvest in 1940) in or following corn or other crops must not be reported. Likewise, clover, alfalfa, or grass seeded in 1939 (for harvest in 1940) in or following a small grain crop must not be reported.

(*2*) *Interplanted crops.*—Where a row crop is planted at approximately normal planting distance and some other crop is grown between or in the rows of the first crop, the acreage should be reported under both the row crop and the interplanted crop. If the interplanted crop is one of the annual legumes, enter the acreage in the column headed "With other crops." Some examples of interplanted crops are:

Soybeans (or cowpeas, peanuts, or velvetbeans) interplanted with corn or with sorghums.
Pumpkins interplanted with corn.
One vegetable interplanted with another.

(*3*) *Crops in orchards.*—Where a crop is grown between the trees of an orchard, report the acreage under the crop as well as under Question 184. All single crops grown in orchards are considered as grown alone.

(*4*) *Mixed crops.*—As noted on the schedule, where flax and wheat are grown together, one-half of the acreage is to be reported under each crop. The schedule provides for reporting other mixed grains under Question 95 and for reporting a mixture of timothy and clover hay under Question 120. A mixture of grains for hay should be reported under Question 121.

Crops grown and *harvested as a mixture*, for which the schedule makes no provision, should be reported under the crop which predominates. A notation should be made alongside, such as "mixed with _____," giving the name of the secondary crop. For example, if corn and sorghums were grown together, with corn predominating, and the mixture was cut for silage, report under Question 89 and note "mixed with sorghums."

Where an annual legume is grown with another crop and

harvested as a mixture, report, in all cases, the total acres of the mixture under the inquiry for the annual legume (Questions 108–115) in the column headed "With other crops."

(*a*) If the annual legume and a small grain are harvested as mixed grains, the total acres and production are to be reported under Question 95, "Mixed grains." Therefore, when reporting the acres of the annual legume in the column "With other crops," do not report any part of the production, as the entire production will have already been shown under mixed grains. If, however, the small grain was seeded only to support (that is, hold up) the annual legume and the quantity of the small grain is negligible, treat the annual legume as though grown alone, explaining the situation under "Supplemental Information."

(*b*) If, for a mixture other than with a small grain, the annual legume predominated, and—

(*1*) The mixture was grazed or hogged off, no entry other than for the acres of the annual legume in the column headed "With other crops" is required, except a notation as to the nature of the mixture;

(*2*) The mixture was cut for hay, in addition to entering the acres of the annual legume in the column headed "With other crops," repeat the acres and enter the tons of hay under Question 116 and indicate the nature of the mixture.

(*c*) If, for a mixture of an annual legume with other than a small grain, the other crop predominated, in addition to reporting the acreage under the particular annual legume in the column headed "With other crops," repeat the acreage and report the production under the other crop, indicating the nature of the mixture as above. In such case, do not enter the production under the annual legume.

(5) *Contour farming.*—In contour farming where different crops are alternated on different levels, the acreage should be fairly allocated among the several crops. Do not confuse with interplanting.

(6) *Byproducts.*—As a general rule, byproducts, such as grain straw, bean straw, pea vines from which the peas were threshed, corn fodder or silage from which ears were harvested, beet tops and beet pulp, mint hay, and the like, *are not to be listed* on the schedule. *Peanut vines* saved for hay where the nuts were harvested, also *redtop* saved for hay where the *redtop* seed was harvested, should be reported.

Volunteer Crops.—Acreage and production for any volunteer crops harvested in 1939, that is, those crops which reseeded or reproduced themselves in any manner and were harvested, should be reported for that particular crop.

Crops for Seed.—Vegetable seeds, other than peas and beans, are to be reported under Question 171. Seed beans are to be reported under Question 112 (113 and 114 in Arizona and California) and seed peas under Question 115.

The inquiries for grains harvested do not specify the use to be made of the grain. Therefore, hybrid seed corn (except sweet corn) is to be reported under Question 88 and certified oats under Question 96. For a similar reason, certified seed potatoes are to be reported under Question 129 or 131. Where a seed crop is harvested and there is no specific inquiry under which it should be included, report under Question 142. However, where the seed is a byproduct, as, for example, cottonseed, it is not to be reported. Sweet corn "seed" should be reported under Question 171.

Checking the Entries for Crops Harvested.—Before leaving this farm, check the entries in Section XV to see that there is no crop, for which production is required on the schedule, with the acreage reported and the space for production left blank, or the production given and not the acreage. Also check for each crop the approximate yield per acre to see that it is reported in the proper unit and is reasonable. Errors are often made by placing entries on the wrong line, thus showing a crop that was not harvested. This kind of error should be carefully guarded against.

Corn

Q. 87. Total Acreage of Corn.—Your attention is called to the omissions shown in the note on the schedule under "Corn." Report sweet corn and other corn for roasting ears for sale either for the fresh market or for canning, under Question 150, popcorn under Question 138 (or under 142 for States where Question 138 is omitted), and "Egyptian corn," kafir, and milo maize under Questions 91, 92, or 93.

Q. 88. Corn for Grain.—The quantity of *corn harvested for grain must be reported in terms of bushels of shelled corn.* Much confusion exists in regard to expressing the production of corn in bushels because of the difference in volume of ear and shelled corn and because of the common usage of units other than bushels in many areas. Ear corn occupies approximately twice the space required for shelled corn. Two bushel baskets level full or 1½ heaped bushel baskets of husked ear corn, or 6 level or 4 *heaped* bushel baskets of unhusked corn, equal 1 bushel of shelled corn. Many farmers may give as the bushels of corn harvested the number of bushel baskets of ear corn instead of the equivalent number of bushels of shelled corn (roughly, one-half as many). If the farmer reports barrels of corn, be sure, when you convert his production to bushels, that you understand the size of the barrel he means and whether he is reporting barrels of ear corn or barrels of shelled corn.

Q. 89. Corn for Silage.—See p. 130 for table showing capacities of silos. Do not include silage from husks or other canning refuse or from corn from which the ears have been removed.

Sorghums

Q. 91. Sorghums for Grain.—Include the seed of sweet sorghums and the seed from the various hybrids, as well as from grain sorghums. Some of the more common sorghums, other than those mentioned on the schedule, are: kalo, grohoma, durra, feterita, sagrain, amber cane, orange cane, sumac cane, redtop cane, and Cheyenne sweetstalk.

Q. 92. Sorghums for Silage.—See p. 130 for table showing capacities of silos. Do not include silage made from sorghums from which the heads have been removed. Such acreage should be reported under Q. 91.

Q. 93. Sorghums for Hay or Fodder.—Include sorghums "cut for feed."

Q. 94. Sweet Sorghums for Sirup.—Show the entire production of sirup made from sorghums cut on the farm, including any sirup paid as toll for grinding. Do not include any taken as toll from others.

Small grains

Report under Question 142 any small grains harvested for grain other than those listed on the schedule. The term "combined" is used to indicate harvest by a machine which both cuts and threshes the grain in a single operation. It does not mean a mixture or combination of grains.

Mature small grains hogged or grazed off should be reported under Question 141 (and not under Questions 95–107), while small grain hay should be reported under Question 121.

Q. 95. Mixed Grains.—Even though the mixture of grains may be separated in the process of harvesting or after harvest and the quantities of the separate grains determined, report the total of the mixture here and do *not* report under the questions for those specific crops the quantities of the separate kinds included in this mixture.

Q. 97. Oats Cut and Fed Unthreshed.—Report here only oats cut in the milk stage or later. Oats cut prior to heading should be reported under grain hay, Question 121.

Q. 100. Flax Threshed (or Combined).—Any flax grown primarily for fiber should be reported under Question 142, "Other field crops." Any flax grown primarily for seed *should not* be reported as grown for fiber even though some of the straw may have been used for such a purpose. Where flax and wheat are grown together, report one-half the acreage and the entire

quantity of flaxseed here, and report the other half of the acreage and the entire quantity of wheat under wheat. Where such a mixture is grown, explain under "Supplemental Information."

Q. 107. Rice.—Where reported in bushels (for States other than California and Arizona) convert to 162-lb. barrels by multiplying by 3⅔. For California and Arizona, convert bushels to 100-lb. bags by multiplying by 0.45. Also see page 131 for other conversion factors for rice. "Patch" rice should be included under Question 107. Wild rice should not be reported here, but, if given domestic care, it should be reported under Question 142.

Annual legumes

Note that the quantity harvested for Questions 111–115 may be from only a part of the acreage shown or may represent incidental picking from the entire acreage. Where an incidental picking is made of soybeans, peanuts, or cowpeas (i. e., beans, nuts, or peas picked at random), but the major use of the crop is for hay, hogging off, or the like, report under part (*a*) of the question (108, 109, or 110) an acreage consistent with the quantity of beans, nuts, or peas harvested. When any of the annual legumes shown under Questions 108–115 were used for hay or silage, in addition to including the acreage under the specific question for the annual legume also report the acreage and production under Question 116 if hay, or under Question 140 if silage.

Beans and peas harvested primarily for use as green vegetables should not be included here. If harvested green as vegetables and used on this farm, report only under Question 144, but if sold, report only under Question 147, 148, 163, or 168, which ever is applicable. Include, however, in the annual legume section all *dry* beans and *dry* peas for table use, also all *seed* beans and *seed* peas, including garden and canning varieties.

Hay

If during the year two or more cuttings of hay were taken from the same planting, report the acreage only once. If, however, both a hay and a seed crop were taken from the same land, report the acreage for both hay and seed. Report mixed hays according to the kind or variety which predominated. Report hay silage under Question 140 and not as hay.

Q. 123. Wild Hay.—Include wild grasses thickened with small quantities of clovers or tame grasses. Include wild hay cut from public or other lands *with no rental paid*. (See p. 91 "Land used but neither owned nor leased.")

Clover and grass seeds

For converting production to specified units, see conversion tables on page 131.

Q. 128. Grass Seed.—In the space provided, write in the variety of grass seed, as Italian ryegrass, English ryegrass, crested wheatgrass, western wheatgrass, slender wheatgrass (also known as western ryegrass), Hungarian brome, smooth brome, creeping bent, velvet bent, red fescue, meadow fescue, etc.

Miscellaneous crops

Q. 129. Irish Potatoes.—Report Irish (white) potatoes grown for home use as well as those grown for sale. On many farms this crop is grown on fractions of acres, oftentimes as part of the farm garden. Such fractional acreages should be listed as specified on the schedule.

Q. 130. Cotton.—Report in running square bales and in fractions of running square bales, converting round bales to square (2 round bales equal 1 square bale). If sold in the seed, estimate the square bales of lint cotton. Usually 1,500 pounds of seed cotton will gin 1 square bale of lint. Do not attempt to adjust running square bales to equivalent 500-pound bales.

Q. 131. Sweetpotatoes and Yams.—Report sweetpotatoes and yams harvested for home use or for livestock feed, as well as those grown for sale. If hogged off, report under Question 141 only. On many farms this crop is grown on fractions of acres, oftentimes as part of the farm garden. Such fractional acreages should be listed as specified on the schedule.

Q. 132. Tobacco.—In Regions 1, 2, 3, and 4 write in the name used locally to designate the type of tobacco harvested in 1939. For example, if the tobacco was flue-cured, write in the designation "Old Belt," "New Belt," "Middle Belt," or "Georgia-Florida Belt"; if dark-fired, write in the designation "Virginia," "Eastern District," "Western District," or "Stemming District"; if light air-cured, write in the designation "Burley" or "Maryland"; if dark air-cured, write in the designation "Virginia Sun-cured," "One-Sucker," or "Green River"; if cigar tobacco, write in the designation "Broadleaf," "Seedleaf," "Sun-grown," "Shade-grown," "Gebhardt," "Zimmer," "Dutch," "Wisconsin Southern," or "Wisconsin Northern." If the farmer is uncertain as to the type he grew in 1939, write in the name of the market where the tobacco was sold.

If more than one type was grown on the same farm, report the total acreage and production in the space provided for "total, all types," then list separately the acreage and production of each type. For example, if light air-cured "Burley" and dark air-cured "One-Sucker" tobacco were grown on the same farm, write in "Burley" and "One-Sucker" on separate lines, giving the acreage and production of each.

Q. 133 and 134. Sugarcane.—Do not confuse sorghum cane with sugarcane. Where stalks of sugarcane were harvested for later planting, report under Question 142. Report sorghum cane for sirup under Question 94.

Q. 136. Hops.—Report here only acres actually harvested. Report in pounds, 1 bale equals 200 lb.

Q. 141. Root and grain crops (Other Than Corn and Annual Legumes) Hogged or Grazed Off.—Include only crops which were allowed to mature, or which approached maturity, before grazing or hogging off. Crops grown solely for and utilized as pasture should not be reported here. In such cases the land should be reported under Q. 16 and not under Q. 13. (See p. 97.)

Q. 142. Other Field Crops Not Elsewhere Reported.—In giving the name of the crop, include an indication of the purpose for which harvested and the unit of measure, as "perilla for oil" and "lb. of oil" instead of merely "perilla" and "lb."

Q. 143. Value of Field Crops Sold.—Include value of sales of cottonseed, beet pulp and tops, pea vines or other byproducts, although no provision is made for reporting production.

Vegetables for home use

Q. 144. Value of vegetables grown for farm household(s') use.—Report the value of all vegetables grown on the farm for consumption by the operator's family (whether living on the farm or not) and by all households on the farm. Vegetables grown on institutional farms for consumption in the institution are to be reported under "Vegetables grown for sale."

Vegetables for sale

Tomatoes, cucumbers, lettuce, or other vegetables grown under glass and rhubarb forced in sheds, cellars, or greenhouses should *not* be reported here but under Question 169.

Vegetable plants grown for sale should be reported under Question 169 if grown under cover, or under Question 171 if grown in the open.

Kale, pumpkins, turnips, carrots, artichokes, and other vegetables commonly grown for livestock or poultry should be reported here only if grown for sale for human consumption. If turnips, carrots, or Jerusalem artichokes are hogged off, report

under Question 141, or, if harvested for livestock feed, report under Question 142. Kale and pumpkins for livestock should be reported under Question 142.

If two or more vegetable crops were grown on the same land during the same year, report each crop separately, showing the succession of crops under "Double Cropping," Section XIII, "Supplemental Information."

The value reported should be the gross amount received by the grower for the crop sold whether sold in the field, in bulk, or in containers. Any unsold part of the 1939 crop grown for sale which is to be sold later should be valued at present prevailing prices in the community.

Q. 145. Globe Artichokes.—Do not include tuberous varieties, such as the Jerusalem artichokes which is an entirely different crop.

Q. 146. Asparagus.—Do not report nonbearing acreage.

Q. 147. Green Lima Beans.—Report dry lima beans under Question 112. (In Arizona and California, under Question 113.)

Q. 148. Snap, String, or Wax Beans.—Report dry snap, string, and wax beans for seed under Question 112. (In Arizona and California, under Question 114.)

Q. 149. Beets (Table).—Report sugarbeets for sugar under Question 135, and beets hogged off under Question 141, and harvested for livestock feed under Question 142.

Q. 150. Broccoli (Italian Green Sprouting).—Report white-headed varieties under cauliflower (Question 154).

Q. 151. Cabbage.—Include Savoy and red cabbage, but do not include Chinese cabbage, which should be written in under Question 168.

Q. 152. Cantaloups.—Include muskmelons, honeyballs, honeydews, casabas, Persian melons, and other miscellaneous dessert melons, except watermelons.

Q. 154. Cauliflower.—Include white-headed broccoli.

Q. 155. Celery.—Do not include celeriac (turnip-rooted celery) which should be written in under Question 168.

Q. 156. Sweet Corn.—Include any green corn harvested for human consumption. Sweet corn "seed" should be reported under Question 171.

Q. 162. Dry Onions.—Do not include green onions, shallots, leeks, etc., which should be written in under Question 168.

Q. 163. Green Peas.—Do not include cowpeas harvested green for human consumption, which should be written in under Question 168. Field peas harvested green for livestock feed should be reported under Question 142.

Q. 164. Sweet Peppers and Pimientos.—Do not include hot peppers, such as chili, cayenne, and tabasco, which should be written in under Question 168.

Q. 167. Watermelons.—Do not include citron melons for preserving, which should be written in under Question 168. If harvested for stock feed, report under Question 142.

Q. 168. Other Vegetables.—In reporting peppers, be sure to distinguish between "sweet peppers" and "hot peppers." Do not report yellow turnips as rutabagas. Report only cultivated acreage of dandelions and mustard.

Horticultural specialties

In reporting *horticultural specialties*, give the entire area used in 1939 and not merely the area from which products were sold.

Do not report under *Vegetables for sale* any crops reported under Question 169, 170, or 171. Thus, vegetables grown under glass, vegetable seeds, vegetable plants, onion sets, and the like are to be reported only in this section, and not under Questions 145–168.

Q. 169. Crops Grown Under Glass (Flowers and Plants, Also Vegetables) and Propagated Mushrooms.—In reporting vegetables, plants, or flowers grown in greenhouses, give the total area of ground covered by glass and not just the square feet of bed space. For hot beds and cold frames, give only the area actually in the beds or frames. In reporting the area for mushrooms, give the area of bed space used in 1939 and not the square feet of floor space.

Also include under Question 169 vegetables grown in cellars, caves, or sheds.

Q. 171. Flowers and Vegetable Seeds, Bulbs, and Flowers and Plants Grown in the Open.—Also include under this question onion sets, onion plants, cabbage plants, tomato plants, etc.

Small fruits

Report only tame or cultivated small fruits and berries (except as noted for wild blueberries).

Q. 174. Wild blueberries should be reported only when grown on land used primarily for their production.

Tree fruits, nuts, and grapes

Nursery stock should not be reported here, but under Question 170. Whenever a quantity harvested is reported for the individual crops under this heading (Questions 185 to 228), trees or vines of bearing age should be reported (except where such trees or vines died or were pulled before April 1, 1940). Where an appreciable number of trees or vines of bearing age are reported and no production is shown, state the reason in the margin of the schedule.

Q. 184. Land in Bearing and Nonbearing Fruit Orchards, Vineyards, and Planted Nut Trees.—Frequently the trees or vines will not be planted in a block, but will be scattered around the farmyard or in border plantings. If there is an appreciable number of such trees or vines, compute the acreage at the per-acre planting most common to your locality. (See table on p. 132, showing number of trees or vines per acre for various planting distances.)

The entire acreage reported here should be included under Question 13, even though the trees or vines are of nonbearing age, or no crop was harvested (or produced) in 1939 where trees or vines are of bearing age.

Q. 186. Cherries.—Include production of all varieties. Refer to listed conversion factors for converting quarts, gallons, or bushels to a weight basis. In converting other containers to a weight basis, consult growers or other local sources for the proper net weights.

Q. 187. Sour Cherries.—The more important varieties of sour cherries are as follows: Montmorency, Early Richmond, English Morello.

Q. 188. Sweet Cherries.—The more important varieties of sweet cherries are as follows: Bing, Lambert, Windsor, Royal Ann (Napoleon), Black Tartarian.

Q. 190. Clingstone Peaches.—This question is listed for Arizona and California only. The important clingstone varieties are the Gaume, Halford, Hauss, Johnson, Libbee, Paloro, Peak, Phillips, Sims, and Tuscan. In converting various containers to net tonage, refer to listed conversion factors and use information from growers or other local sources.

Q. 191. Freestone Peaches.—This question is listed for Arizona and California only. The important freestone varieties are the Crawford, Elberta, J. H. Hale, Lovell, Muir, and Salway. In converting various containers to net tonnage, refer to listed conversion factors and use information from growers or other local sources.

Q. 195. Plums and Prunes.—Include damsons, prunes, and all other plums.

Q. 196. Plums.—Plums are listed separately for Arizona and California only. The important plum (not prune) varieties are the Beauty, Burbank, Climax, Duarte, Grand Duke, Kelsey, President, Santa Rosa, Tragedy, and Wickson.

Q. 197. Prunes.—Prunes are listed separately for Arizona and California only. The important varieties are the Burton, French, Imperial, Robe de Sergeant, and Sugar. Please note that the production desired under this question is the tonnage of dried prunes, *dry-weight* basis.

Q. 198. Grapes.—The Arizona and California schedule segregates grapes according to (*a*) Table varieties, (*b*) Raisin varieties, and (*c*) Wine (juice) varieties. The important varieties which should be reported under each of these classifications are as follows:

(*a*) Table varieties: Emperor, Malaga, Red Malaga, Rivier, Tokay, Concord, and other American varieties.
(*b*) Raisin varieties: Muscat, Sultana, Thompson Seedless, and Currants. Report raisins on fresh-weight basis.
(*c*) Wine (juice) varieties: Alicante Bouschet, Carignane, Grenache, Mataro, Mission, Petite Sirah, Zinfandel, Burger, Colombar, Franklin Riesling, and Golden Chasselas.

Q. 199. Figs (All Varieties).—Be sure to report dried figs on fresh-weight basis, except for Arizona and California, where they should be reported on dry-weight basis.

Q. 200. Apricots.—Be sure to report dried apricots on fresh-weight basis.

Q. 204. Avocados.—Report production of the 1938–39 marketing season. In Florida the marketing season extends from about July 1 through June 30; in California, from about October 1 through September 30.

Q. 209. Walnuts (English or Persian).—Do not include black walnuts.

Q. 210. Improved Pecans (Budded, Grafted, or Top-Worked).—Important varieties of improved pecans are the Stuart, Schley, Success, Moneymaker, Van Deman, and Burkett.

Q. 211. Wild or Seedling Pecans.—Report under this question all trees other than those which have been budded, grafted, or top-worked, whether grown in orchards, farmyards, pastures, or elsewhere on the farm or ranch. The acreage of wild or volunteer groves should not be reported under Question 184 or Question 13.

Q. 213. Filberts and Hazelnuts.—Include only tame or cultivated varieties.

Q. 214. Tung Nuts.—Report in pounds the production of whole, dry nuts with husks on. Give the weight, excluding only the weight of the sack in which they are packed for weighing and for sale.

Citrus fruits

In certain localities, such as in the Satsuma-producing areas of Texas and Louisiana, and other Gulf Coast States, the units called for on the schedule may not be those commonly in use. The table on page 134 may aid in converting the local units to those called for on the schedule.

Alhough Valencias and other late oranges from the bloom of 1939 will not be completely harvested by April 1, 1940, growers in Florida and Texas (for which States production from the bloom of 1939 is to be reported) probably can give fairly good estimates of the quantities remaining on the trees at that date. This will also be true of seedless grapefruit in these States. Note that for Arizona and California all citrus production should be for the 1938–39 marketing season (from the bloom of 1938).

Q. 226. Lemons.—For Arizona and California, report production for the marketing season of 1938–39, which corresponds approximately to the period November 1, 1938, through October 31, 1939.

Maple products

Q. 230. Maple Sirup and Sugar.—Include sirup and sugar made from all trees tapped on this farm, even though by someone other than the operator. Include, also, sirup and sugar made by the operator from trees in open woods for which no rental was paid.

XVI.—VALUE OF PRODUCTS USED AND OF FOREST PRODUCTS SOLD

The farm operator should be assured that the value-of-products and income information reported here must be kept absolutely confidential, and that no figures will be published for individual farms.

Value of specified products

Check to see that *all* value-of-products questions appearing on the schedule have been answered. In Section XIV, "Livestock and Livestock Products," there are four such questions (numbers 61, 74, 81, and 86) and in Section XV, "Crops Harvested," values are requested under Questions 143, 144, 145 to 168, inclusive, 169 to 171, inclusive, and Question 229. Note that, except for Questions 144 and 231, the value-of-products questions are mutually exclusive, i. e., the values under any one of the questions are not included under any of the others. Where the farm operator is a tenant, *be sure to include the landlord's share.*

Note particularly that gross receipts or values are desired, without deduction for expenses of any kind; also that receipts or values refer to crops and livestock products of this farm in 1939 which were or are to be sold or traded and to livestock sold or traded in 1939, whether the farm was operated by the present operator or by another person.

Many farmers do not keep records and will not be able to answer these questions as accurately as those questions regarding the acreage and production of specific crops. Nevertheless, they should be able to give an approximation. You should insist on an estimate in every case where exact figures are not available, even though the person who is now operating the farm and making the report did not operate it in 1939. You should accept the estimates of the person furnishing the information unless they are obviously much too low or too high, in which case you may, after duly discussing the figures with the farm operator, exercise your own judgment.

Q. 231. Value of Products Used by Operator's Family and by All Households on the Farm.—This question calls for the value of products consumed by the farm households, not for those fed to animals, used for seed, or for other similar purposes. In some cases the consumption by the farm households represents a considerable part of the total value of farm products, and an effort should be made to avoid underestimating the value of such consumption. Note that this question refers to products of this farm consumed by the operator's family regardless of whether living on the farm or not and by all other households on the farm. Where there is more than one household on the farm, give the number of households under "Supplemental Information." The value reported under Question 144 must also be included under this question.

Conversion Tables

Caution.—Many of the weights and ratios given are approximations and should be used only in the absence of more accurate figures. Weights per unit for many commodities vary greatly depending upon variety, season, locality, etc., therefore, those given may not be accurate for your community and may not be in agreement with the legal requirements in your State. The tables and conversion factors which follow, however, may assist in making calculations when records are not available in terms of units given on the schedule.

The paragraph numbers refer to the question (or questions) to which the conversion relates.

Q. 42–43. Fertilizer and Lime.—

TONS REPRESENTED BY A GIVEN NUMBER OF UNITS
[Expressed in eighths]

SIZE OF UNIT	NUMBER OF UNITS									
	1	2	3	4	5	6	7	8	9	10
	Tons	*Tons*	*Tons*	*Tons*	*Tons*	*Tons*	*Tons*	*Tons*	*Tons*	*Tons*
50 lb	------	------	1/8	1/8	1/8	1/8	1/8	1/4	1/4	1/4
100 lb	------	1/8	1/8	1/4	1/4	1/4	1/4	1/4	1/4	1/2
125 lb	------	1/8	1/4	1/4	1/4	1/2	1/2	1/2	1/2	1/2
167 lb	1/8	1/4	1/4	1/2	1/2	1/2	1/2	1/2	1/2	5/8
200 lb	1/8	1/4	1/4	1/2	1/2	1/2	1/2	3/4	3/4	1

SIZE OF UNIT	NUMBER OF UNITS									
	11	12	*13*	14	15	16	17	18	19	20
	Tons	*Tons*	*Tons*	*Tons*	*Tons*	*Tons*	*Tons*	*Tons*	*Tons*	*Tons*
50 lb	1/4	1/4	3/8	3/8	3/8	3/8	3/8	1/2	1/2	1/2
100 lb	1/2	1/2	5/8	5/8	3/4	3/4	7/8	7/8	1	1
125 lb	5/8	3/4	3/4	7/8	1	1	1	1 1/8	1 1/4	1 1/4
167 lb	7/8	1	1 1/8	1 1/4	1 1/4	1 3/8	1 3/8	1 1/2	1 5/8	1 5/8
200 lb	1 1/8	1 1/4	1 1/4	1 5/8	1 1/2	1 3/8	1 3/4	1 3/4	1 3/4	2

Example: 13 bags of 167 lb. each = 1 1/8 tons.

Q. 56–60. Dairy Products. **Milk equivalent of butterfat and butter:**

Butterfat.—**Multiply pounds of butterfat by 2¼ to 3¾ gallons of milk, depending on butterfat tests. Milk testing 4 percent, which is about the average, contains about 1 pound of butterfat to each 3 gallons of milk.**

Butter.—**Multiply pounds of butter by 2 to 3¼ gallons of milk, depending on butterfat test. Milk testing 4 percent, which is about average, makes about 1 pound of butter to each 2½ gallons of milk.**

Approximate average test of milk from the principal dairy breeds: (Taken from Extension Service Handbook of the Department of Agriculture.)

	Percent butterfat
Jersey	5.4
Guernsey	5.0
Ayrshire and Brown Swiss	4.0
Holstein	3.4

Milk from individual cows will vary considerably from the above averages:

Sour cream (for shipping) contains about 2½ lb. of butterfat per gallon.
Cream sold for consumption as sweet cream averages about 2 lb. butterfat per gallon.
"Coffee" cream averages about 2 lb. butterfat per gallon.
"Double" or "whipping" cream averages about 3½ lb. butterfat per gallon.

Q. 83. Honey. **1 gal. honey weighs 12 lb.**

CROPS

EQUIVALENT BUSHELS PER CWT. AND PER TON FOR COMMODITIES OF VARIOUS WEIGHTS

WEIGHT PER BUSHEL (pounds)	NUMBER OF BUSHELS	
	Per 100 pounds	Per ton
14	7 1/7	143 3/7
24	4 1/6	83 1/3
32	3 1/8	63 3/4
45	2 2/9	44 4/9
48	2 1/12	41 2/3
50	2	40
56	1 11/14	35 5/7
60	1 2/3	33 1/3
70	1 3/7	28 4/7

Corn and sorghums

Q. 88. Corn **(bushels)**

Shelled corn, 56 lb.
Ear corn, 70 lb., or 2 bu. baskets level or 1½ heaped.
Corn with husks, 6 bu. baskets level or 4 heaped.
For converting barrels to bushels, multiply by local equivalent in bu. of ear corn (not baskets).
Corn in crib: 1 bu. of ear corn (70 lb.) occupies about 2½ cu. ft. Bushels of corn in crib equals length × width × average depth × 2/5.

Q. 89. Corn silage **(tons):**

CAPACITY OF SILOS WITH DIFFERENT DIAMETERS AND DEPTHS OF SILAGE*

DEPTH OF SILAGE (feet)	CAPACITY WITH AN INSIDE DIAMETER OF—										
	10 ft.	11 ft.	12 ft.	13 ft.	14 ft.	15 ft.	16 ft.	17 ft.	18 ft.	19 ft.	20 ft.
	Tons	*Tons*	*Tons*	*Tons*	*Tons*	*Tons*	*Tons*	*Tons*	*Tons*	*Tons*	*Tons*
20	27	------	------	------	------	------	------	------	------	------	------
22	30	37	------	------	------	------	------	------	------	------	------
24	34	41	49	------	------	------	------	------	------	------	------
26	38	46	55	65	------	------	------	------	------	------	------
28	43	52	61	72	84	------	------	------	------	------	------
30	47	57	68	80	92	106	121	------	------	------	------
32	51	62	74	87	100	115	131	148	------	------	------
34	56	67	80	94	109	125	142	161	180	------	------
36	------	73	86	101	117	135	153	173	194	216	------
38	------	------	93	109	126	145	165	186	209	233	258
40	------	------	100	117	135	155	177	200	224	249	276
42	------	------	------	124	144	165	188	212	237	264	293
44	------	------	------	------	152	174	198	224	251	279	310
46	------	------	------	------	------	184	209	236	265	295	327
48	------	------	------	------	------	------	220	248	279	310	344
50	------	------	------	------	------	------	------	261	293	326	361

*Capacities given are for normal corn silage when the silo is filled at the average speed of 20 to 50 tons per day with 1 man in the silo and refilled once after silage has settled.

Q. 91. Grain Sorghums **(bushels), 56 lb. 1 ton of heads=25 bu.**

Q. 92. Sorghum Silage. **(See table under Question 89.)**

Q. 93. Sorghum Hay. **Convert green to dry weight by dividing by 3.**

Q. 94. Sorgo Sirup. **1 gal. weighs 11.4 lb.**

Small grains

Grain in bin: 1 bu. of grain occupies about 1¼ cu. ft. Bushels of grain in a bin equals length × width × average depth ×4/5.

Q. 95. Mixed Grains **(bushels). Use weights based on approximate proportion of each grain in the mixture.**

Q. 96. Oats for Grain **(bushels), 32 lb.**

Q. 98. Barley **(bushels), 48 lb.**

Q. 99. Rye **(bushels), 56 lb.**

Q. 100. Flax **(bushels), 56 lb.**

Q. 101–104. Wheat **(bushels), 60 lb.**

Q. 105. Emmer and Spelt **(bushels), 40 lb.**

Q. 106. Buckwheat **(bushels), 48 lb.**

Q. 107. Rice:

1 bu. weighs 45 lb.
1 bbl., 162 lb.
1 bbl., about 3⅔ bu.
1 bag (Southern States), 170 to 200 lb. or 1 to 1¼ bbl.
1 pocket (100 lb. milled rice), approximately 1 bbl. rough rice.

Annual legumes

Q. 108. Soybeans **(bushels), 60 lb.**

Q. 109. Peanuts **(pounds). 1 bu. of unshelled: Virginia, 22 lb.; runners, 28 lb.; and Spanish, 30 lb.**

Q. 110. Cowpeas **(bushels), 60 lb.**

Q. 111. Vetches, Velvetbeans, Mung and Horse Beans. **1 bu.= 60 lb. for each.**

Q. 112–114. Dry Field and Seed Beans:

Lima (dry), 1 bu.=56 lb.
Other beans and lentils (dry), 1 bu.=60 lb.

Q. 115. Dry Field and Seed Peas. **1 bu.=60 lb.**

Hay

Q. 116–123. Report tons of cured hay; 3 tons green weight equals approximately 1 ton cured hay.

Clover and grass seeds

Q. 124. *Alfalfa Seed* (bushels), 60 lb.
Q. 125. *Sweetclover Seed* (bushels), 60 lb.
Q. 126. *Lespedeza Seed* (pounds). In some States the weight is 25 lb. per bu., in others common seed will weigh 28 lb.; Kobe seed, 30 lb.; and Korean seed as high as 44 lb.
Q. 127. *Clover Seed* (bushels), 60 lb.
Q. 128. *Grass Seed* (bushels):

Bentgrass	30 lb.	Ryegrass	24 lb.
Bluegrass	14 lb.	Sudan grass	40 lb.
Bromegrass	14 lb.	Timothy	45 lb.
Canary grass	48 lb.	Wheatgrass, crested	22 lb.
Hungarian grass	50 lb.	Wheatgrass, slender	18 lb.
Meadow fescue	24 lb.	Wheatgrass, western	18 lb.
Millet	50 lb.		
Orchard grass	14 lb.		
Redtop	14 lb.		

Miscellaneous crops

Q. 129. *Irish Potatoes:*
1 bu.=60 lb.
1 bbl.=about 2¾ bu.
Q. 130. *Cotton* (running square bales):
2 round bales=1 square bale.
1,500 lb. seed cotton=approximately 1 square bale.
Q. 131. *Sweetpotatoes.* 1 bu. weighs about 55 lb.
Q. 136. *Hops.* 1 bale=about 200 lb.
Q. 138. *Popcorn* (bushels). See Question 100, "Corn."

Small fruits

1 quart weighs about 1½ lb.
1 gal.=4 qt.
2 pt.=1 qt.
Convert crates to *quarts* on basis of capacity in quarts or pints

Tree fruits, nuts, and grapes

Q. 184. *Land in orchards (acres).*—To find the number of trees per acre, divide 43,560, the number of square feet in an acre, by the number of square feet occupied per tree measured as the distance from one tree to another in the row multiplied by the distance to the next parallel row.

TREES OR VINES PER ACRE

PLANTING DISTANCE IN FEET	NUMBER PER ACRE (square planting)	PLANTING DISTANCE IN FEET	NUMBER PER ACRE (square planting)
6	1,210	25	70
8	681	30	48
10	436	35	36
12	302	40	27
15	194	45	22
18	134	50	17
20	109	60	12

Rectangular planting.—Where the distance between rows is greater than the distance between trees or vines, the number per acre will equal that shown in the table for square planting, using the distance between rows as the planting distance, multiplied by a factor obtained by dividing the distance between rows by the distance within the row.

Example: If vines are planted 8 ft. apart in the row with the rows 12 ft. apart the number of vines per acre equals $302 \times \frac{12}{8}$ or 453.

Triangular or hexagonal planting.—Where trees are planted in triangles so that the three sides of each triangle are equal, the number per acre will be approximately 1.15 times that shown in the table for square planting.

Example: If trees are planted in triangles, 20 ft. on a side, the number of trees per acre equals 1.15 × 109 or 125.

Quincunx planting.—Where the trees are planted in a square with an additional tree in the center of each square, the number of trees per acre will be twice that shown in the table.

Example: Trees planted in square 30 by 30 ft. with additional tree in center. 2 × 48 = 96 trees per acre.

To find the number of acres where the number of trees or vines is known, divide the number of trees or vines (plus the number of missing spaces in the orchard or vineyard) by the number per acre.

Example: 700 trees planted 40 by 30 ft. equals how many acres? 4/3 × 27 = 36 trees per acre. 700 ÷ 36 = 19½.

To find the number of trees or vines where the acreage is known, multiply the number of acres by the trees or vines per acre as calculated for the particular system of planting and planting distance. If there are any missing spaces in the orchard or vineyard, the number of such spaces should be subtracted from this result.

Example: How many trees planted 20 by 20 ft. are in an 8 acre orchard? 8 × 109 = 872 trees.

Q. 185. *Apples:*
1 bu. weighs about 48 lb.
1 lb. dried fruit is equivalent to about 7 lb. of fresh fruit.
Q. 186–188. *Cherries:*
1 bu., unstemmed = about 56 lb.
1 qt., unstemmed = about 1¾ lb.
1 bu., stemmed = about 64 lb.
1 qt., stemmed = about 2 lb.
Q. 189–191. *Peaches:*
1 bu. = about 48 lb.
1 western crate, 20 lb.
1 lb. dried peaches is equivalent to about: 7 lb. fresh fruit for clings, or 5½ lb. fresh fruit for freestones.
Q. 192–194. *Pears:*
1 bu.=about 50 lb.
1 box, western, 46 lb.
1 crate, western (4½ × 16 × 16⅛), 22 lb.
1 lb. dried fruit is equivalent to about 5½ lb. fresh fruit.
Q. 195–197. *Plums and prunes:*
1 bu.=about 56 lb.
1 box, western, 20 lb.
1 box, N. W. suitcase, 16 lb.
1 lb. dried fruit is equivalent to about 2½ lb. fresh fruit for California, and 3½ lb. fresh fruit for Washington and Oregon.

Q. 198. *Grapes:*
1 bu.=about 48 lb.
1 western lug box, 26 lb.
1 eastern 12-qt. basket, 18 lb.
1 lb. dried fruit is equivalent to about 4 lb. fresh fruit.

Q. 199. *Figs:*
California single layer crate holds about 6 lb.
California deep crate holds about 15 lb.
1 lb. dried fruit is equivalent to about 3 lb. fresh fruit for California and 4 lb. fresh fruit for other areas.
Q. 200. *Apricots:*
1 bu. weighs about 48 lb.
1 crate, western, 22 lb.
1 lb. dried fruit is equivalent to about 5½ lb. fresh.
Q. 203. *Japanese Persimmons.* 1 bu. weighs about 45 to 50 lb.
California:
1 standard fruit box holds about 18 lb.
1 standard lug box holds about 26 lb.
1 standard persimmon box about 22 lb.
Q. 204. *Avocados.* California single layer flat holds about 13 lb. Florida single layer flat holds 12 to 15 lb.

Q. 208. *Other tree fruits.* Quinces: 1 bu. weighs about 48 lb.

504081 O - 43 -68

Q. 216–228. Citrus Fruits:

APPROXIMATE POUNDS PER UNIT

UNIT AND KIND	California and Arizona	Texas	Florida	Louisiana	Alabama and Mississippi
Field box:					
Satsumas			85		
Tangerines			85		
Other oranges			90		
Grapefruit			80		
Lemons					
Packed box:					
Satsumas			85	85	[1] 85
Tangerines			85	85	[1] 85
Other oranges	76	87	90	90	90
Grapefruit	67	78	80	80	80
Lemons	80				
Bushel:					
Satsumas				53	53
Tangerines				53	53
Other oranges				56	56
Grapefruit				50	50
Lemons					

[1] A half-strap equals 40 to 42 lbs., or ⅔ bu.

Q. 230. Maple sirup. 1 gal. weighs 11 lb.

PLANTATION (MULTIPLE-FARM UNIT) SCHEDULE

As emphasized earlier in these instructions, a Farm and Ranch schedule should be made out for every tract of land operated by a cropper or tenant. In the South, however, croppers and tenants frequently work under close supervision, and the land that each works may merely be part of a large agricultural enterprise, that is, a tract operated as a single unit from the standpoint of the cropping system or managerial or supervisory functions. For example, a holding comprising 15 cropper or tenant tracts and additional land worked by the owner or manager with his own or hired labor, requires that 16 Farm and Ranch schedules be made out, even though the entire holding may be worked as a unit under the close supervision of the owner or manager. In many of such cases, the crops will be marketed by the landlord. In some cases, part or all of the farm implements and machinery and domestic animals used by the croppers or tenants are owned by the landlord and may or may not be left in the possession of the croppers or tenants. Cash or credit advances may be made by the landlord to or for the croppers or tenants, and he may make expenditures for them for labor and fertilizer.

In order to make possible a statistical treatment of the entire operation as a unit and to avoid the danger of duplications and omissions in the returns for animals, crops, and expenditures, a supplementary schedule called "*Plantation* (Multiple-Farm Unit) *Schedule*" has been provided for use in the Southern States and in a few other areas where cotton production is important. (For a list of these States and areas see p. 92.) On this schedule it is necessary to list the required information for the "home farm" and for each cropper and tenant. From this it should be clear that the Plantation (Multiple-Farm Unit) schedule does not replace the Farm and Ranch schedule but only supplements it.

It is imperative that census enumerators have a thorough understanding of what is meant by a plantation, or multiple-farm unit, in order to make correct use of the Plantation (Multiple-Farm Unit) schedule. This understanding may be obtained by a careful study of the definition of a "plantation" and "home farm" and of the illustrative discussion of typical enumeration problems that may be encountered.

Definition of a Plantation.—A plantation (as here used) comprises a continuous tract or closely adjacent tracts of land on which five or more farm families (including at least one cropper or tenant family) are regularly employed, and which tracts are operated as a single working unit in respect to a central farm headquarters and to the control of labor, cropping systems, and farming operations. Thus, a plantation should include all the land worked from a central farm headquarters with croppers, wage labor, or the operator's family labor, plus any additional land, worked by share or other tenants, that may be part of the operation of the unit or plantation as a whole.

The operations of share tenants, standing-rent tenants, and cash tenants should be classed as part of a plantation when such operations are part of a working unit in respect to cropping systems, and, in some cases, supervision and the interchange of labor and equipment. Otherwise, the operation of each such tenant should be enumerated on the Farm and Ranch schedule only and not on the Plantation (Multiple-Farm Unit) schedule.

Definition of Home Farm.—The "home farm" includes all the land in the unit not allotted to croppers or tenants. Thus, a report for the home farm should cover all the land which the owner or manager operates, either with his own labor alone or with the aid of wage hands, plus any land used for pasture and any other land, such as woodland or waste land not allotted to croppers or tenants. It is possible that there may not have been any actual farming done on the "home farm" tract. If a tenant rents a tract of land and in turn subrents so that a Plantation (Multiple-Farm Unit) schedule needs to be made out for him, then any land operated by him with or without wage hands becomes the "home farm" tract for that operation unit.

Illustrative Problems.—A few illustrations in the form of problems and answers may serve to clarify what is meant by a plantation, or multiple-farm unit, and to emphasize some of the considerations that enumerators should keep in mind in determining whether a particular set of agricultural operations should be enumerated as a plantation. Numerous situations of uncertain classification will be met, of course, that are not covered in these few illustrations. As a general rule, in uncertain classifications, the enumerator should be guided by the usual local understanding of what constitutes an operating unit, and he should describe briefly on the Plantation (Multiple-Farm Unit) schedule when uncommon situations are encountered.

Problem 1.—A man operates a large tract of land on which are employed 5 wage-labor families, 3 croppers, 2 share-tenants, 1 standing-rent tenant, and 1 cash tenant. The entire holding is operated as one unit from the same farm headquarters, cropping systems are planned for the unit as a whole instead of for each individual tenant, and a considerable degree of supervision is exercised. Is a Plantation (Multiple-Farm Unit) schedule required?

Answer.—Yes. The holding is operated as a single unit and more than 5 farm families, including at least 1 cropper or tenant family, are regularly employed. In filling out the Plantation (Multiple-Farm Unit) schedule the land operated with wage labor (including pastures, woodland, waste and other land not allocated to croppers and tenants) should be listed under "home farm." The name of each tenant and cropper should also be shown, and the appropriate information listed for each such operation. Keep in mind also that the Plantation (Multiple-Farm Unit) schedule taken from the owner or manager for the operating unit as a whole is additional to the Farm and Ranch schedule that must be taken separately for the "home farm" and for each cropper and tenant operation.

Problem 2.—Two tracts of land 3 miles apart are worked as a single operating unit with substantially the same power and equipment and under the same management. All of the labor is on a wage basis, and 15 wage-hand families are regularly employed on the two tracts. Is a Plantation (Multiple-Farm Unit) schedule required?

Answer.—No. This situation represents a single farm in that it is worked as a single operating unit on which no croppers or tenants are employed. Such a situation will be listed on a Farm and Ranch schedule regardless of the number of wage families employed on the operating unit, so obviously little would be gained in repeating the information on a Plantation (Multiple-Farm Unit) schedule. If, how-

ever, there had been one or more cropper families or one or more tenant families closely supervised on the land, then a Plantation (Multiple-Farm Unit) schedule would have been required.

Problem 3.—A man owns a tract of land, part of which he works with his own labor and 5 wage-hand families, and part of which is operated by a tenant family. The tenant operates under little or no supervision, uses separate power and equipment, and the cropping system on his tract is not related to that on the remainder of the holding. Is a Plantation (Multiple-Farm Unit) schedule required?

Answer.—No. Apparently the tenant operates on a semi-independent basis and not as part of a larger operating unit. The owner, in turn, operates a separate unit with his own and hired labor, and this constitutes one farm for Census purposes. Thus, the tenant unit and the owner's work unit would be considered separate farms and each enumerated on a Farm and Ranch schedule but not on the Plantation (Multiple-Farm Unit) schedule.

A modification of this situation would be that the tenant, in turn, subrents land to 6 cropper or tenant families who work under his immediate supervision, with all of the operations handled as parts of one unit. Under these conditions the tenant would be considered as operating a plantation and a Plantation (Multiple-Farm Unit) schedule would be obtained from him to cover the operations of his croppers or tenants. Also 7 Farm and Ranch schedules would be required for the tenant operations—one for the "home farm" of the main tenant and one each for his 6 croppers or tenants. The land operated by the land owner and his 5 wage-labor families would still be considered a separate farm, however, and would not be included as part of the plantation. A Farm and Ranch schedule should be made for it.

Problem 4.—An agency or an individual operates 25 tracts of land in a county. Each tract is operated with tenants and is completely independent of the others in respect to cropping systems and to the power and equipment used. Some of these tracts adjoin one another while others are widely separated. Should all of these operations be enumerated on a Plantation (Multiple-Farm Unit) schedule?

Answer.—No. These various tracts of land obviously cannot be considered as constituting an operating unit when each is operated independently of the others. It is entirely possible, however, that one or more of these tracts may be worked with 5 or more families and fulfills the conditions contained in the definition of a plantation. In that event, that tract or those tracts only would be enumerated as a plantation unit or units.

Problem 5.—An agency or an individual operates a large tract of land with croppers, tenants, and wage labor. For efficient operation the tract is divided into two parts, each with its separate headquarters, power, equipment, and cropping system, and each having 5 farm families including croppers and tenants. Should the entire tract be enumerated as a plantation?

Answer.—No. The purpose of the Plantation (Multiple-Farm Unit) schedule is to obtain information on operating units rather than on ownership or other units.

In this case each of the two subdivisions of the tract would be regarded as a separate operating unit and each enumerated on a separate Plantation (Multiple-Farm Unit) schedule.

Procedure in Filling Out Plantation (Multiple-Farm Unit) Schedule.—When you have determined that a Plantation (Multiple-Farm-Unit) schedule should be secured, inform the owner or manager of the operation unit that it is your desire to secure a complete report of the operations of the unit, and request his assistance, so far as possible, in preparing a separate Farm and Ranch schedule for each tenant or cropper who is "farming" land on the operation unit. You should request him to furnish the name of each cropper or tenant, the number of acres assigned to each, the value of such land and buildings, the acreages of the specified crops harvested in 1939 on the land now assigned to each individual, and all other items called for on the supplementary schedule. In listing the croppers and tenants on this supplementary schedule, try to keep all croppers together, all cash-tenants together, etc.

After you have secured all the information required for the Plantation (Multiple-Farm Unit) schedule, you should prepare the Farm and Ranch schedule for the "home farm." Except under unusual circumstances, you should now transfer the information secured on the Plantation (Multiple-Farm Unit) schedule for each cropper or tenant to the Farm and Ranch schedules for the respective croppers and tenants and complete these schedules by a personal visit to each cropper and tenant. Keep the serial numbers consecutive for an operation unit, that is, do not begin the enumeration of additional farms until you have completed the enumeration for all the farms of an operation unit. The visitation numbers for these croppers and tenants should now be entered on the Plantation (Multiple-Farm Unit) schedule. Likewise, if the owner or manager has been unable to furnish all the information required for his croppers or tenants, you should at this time enter such on the Plantation (Multiple-Farm Unit) schedule.

Check to make sure that no information on any cropper or tenant schedule has been duplicated on the home-farm schedule. Then place the Plantation (Multiple-Farm Unit) schedules and the Farm and Ranch schedule for the home farm on top of the Farm and Ranch schedules for the croppers and tenants and tie a string around the schedules belonging to the operation unit.

Plantations in Two or More Enumeration Districts.—Occasionally a plantation will be found in your district that has part of the land extending into another minor civil division or county (or into another enumeration district when there are 2 or more enumeration districts in the same minor civil division). In cases of this kind, the Plantation (Multiple-Farm Unit) schedule is to be prepared in full by the enumerator in whose district the "home farm," or plantation headquarters, is located. List on the Plantation (Multiple-Farm Unit) schedule the items required for all the individual croppers and tenants whether in your district or not, but prepare Farm and Ranch schedules only for the croppers and tenants in your enumeration district. Indicate, on the Plantation (Multiple-Farm Unit) schedule, the information for those croppers and tenants not in your district and the name and address of the person shown as operator or manager of the plantation (Questions 1 and 2). Enter on this copy the State, county, and minor civil division in which the listed croppers and tenants are located, the date of enumeration and your signature (Enumerator's Record and Certificate), and a statement giving the minor civil division in which the plantation was enumerated.

This additional Plantation (Multiple-Farm Unit) schedule listing the croppers and tenants outside your district should be turned over to your supervisor without delay so that the information thereon may be used by the enumerator in whose district such croppers and tenants are located.

If a plantation extends into your enumeration district, but the "home farm," or headquarters, is not in your district, secure a Farm and Ranch schedule for each cropper or tenant in your district. Obtain all information from the croppers or tenants, unless you can conveniently reach the landlord and obtain from him directly such information as he can furnish more accurately, or unless your supervisor has furnished you with the Plantation (Multiple-Farm Unit) schedule made out by the enumerator in the adjoining territory who has listed the farms in your territory. When the schedules are completed for the croppers and tenants of that part of the operation unit in your

district, tie them together and attach to them either (1) the Plantation (Multiple-Farm Unit) schedule forwarded through your supervisor from the enumeration district in which the "home farm," or headquarters, is located or, in case you do not receive such schedule, (2) a partial one on which you have listed the croppers and tenants in your district. In either case, write on the schedule: "Plantation landlord not in this district; resides in ____," and write in the name of the minor civil division or the number of the enumeration district in which the landlord resides.

Instructions for Specific Inquiries

The following instructions for the Plantation (Multiple-Farm Unit) schedule supplement those appearing as a part of that schedule. These instructions should also be read in conjunction with those for the Farm and Ranch schedule. When a number is given at the beginning of a paragraph, it represents the question number on the schedule.

Enumerator's Record and Certificate.—Note that the location called for here relates to the entire plantation, or multiple-farm unit, and not just the "home farm." If the unit is located in two or more minor civil divisions, in addition to entering the name of the minor civil division in which the unit is enumerated, be sure to give the names of the additional minor civil divisions, the county in which each is located, and the acres in each additional minor civil division. (See also p. 140, "Plantations in two or more enumeration districts.")

Q. 1. Name of Person.—Enter here the name of the person directly in charge of the farming operations for the entire unit, whether he be the landlord or hired manager. The term "landlord," as here used, is broad enough to include a tenant who is subrenting land to other tenants or croppers.

Q. 4. Color or Race.—On this supplementary schedule, instead of providing 5 possible blocks in which a nonwhite race could be checked (as on the Farm and Ranch schedule), only one such block has been provided. Most of the plantation operations will be under the control of white persons. A few will be under the control of Negroes. If any are under the control of Negroes or other nonwhite races, be sure to enter a check (✓) in the nonwhite block and give the race on the margin of the schedule.

Q. 9–14. Mortgage Debt and Taxes.—Note that Questions 9 to 14, inclusive, relate to the land reported under Question 7 (*a*). Thus, the entries on the Plantation (Multiple-Farm Unit) schedule for these questions may exceed those for the similar questions on the Farm and Ranch schedule for the "home farm."

Q. 17. Families Regularly Employed and Credit Furnished.—Include here all cropper and tenant families on the plantation in 1939 and any wage-hand families regularly employed during the 1939 crop season. Although the head or other members of such family may not have been employed continuously, if his or their labor was available when needed they should be included. Note that the number of families and not the number of persons is required.

In most cases, the number of cropper and tenant families reported under this question will agree rather closely with the number of croppers and tenants listed, though these will not necessarily be in exact agreement. The number of cropper and tenant families reported under Question 17 relates to 1939 operations, while the croppers and tenants listed in the body of the schedule refer to those operating the land on April 1, 1940.

Summary of Operations.—List, in the spaces provided, the names of the individual croppers and tenants of this plantation as of April 1, 1940, and the information called for in columns 3 to 22, inclusive. Do *not* list here persons employed only as wage hands. Also, do *not* list any persons who were croppers or tenants last year, but are no longer cropping or renting land in this holding.

Enter on line "A" the information for the entire operation unit, on line "B" that for the "home farm," and on line "C" the total of the information listed for the individual croppers and tenants. Line "A" should equal the total of lines "B" and "C." Note that the acreage shown in column 7 of line "A" should equal that shown in Question 7.

Be sure to report under Question 20, at the bottom of the schedule, the total number of horses, mules, and cattle over 3 months of age which are owned by the person named in Question 1, except in the case of a manager-operated unit. For manager-operated units, report here the number owned by the person by whom the manager is employed. Animals owned by croppers, tenants, and wage hands shall be represented in the differences between Question 20 and line "A."

Use the Plantation (Multiple-Farm Unit) schedule in filling out Farm and Ranch schedules for the "home farm" and for each cropper and tenant. The entries on the two schedules should be consistent.

Entry on Farm and Ranch Schedule	*Entry on Plantation (Multiple-Farm Unit) Schedule*
Question 7 (a) should be consistent with	Column 5.
Question 7 (b) should be consistent with	Column 6.
Question 12 should agree with	Column 7.
Question 13 should agree with	Column 8.
Question 19 should agree with	Column 10.
Question 11 (for cash tenants) should agree with	Column 11.
Question 8 should agree with the cash rental reported in	Column 12.
Question 130 should agree with	Columns 13 and 14.
Question 87 should agree with	Column 16.
Question 107 or 132 (1st col.) should agree with	Column 18.
Question 51 (1st col.) should agree with	Column 20.
Question 52 (1st col.) should agree with	Column 21.
Question 53 should agree with	Column 22.

The shares shown in columns 15, 17, and/or 19 of the Plantation (Multiple-Farm Unit) schedule will agree with those to be entered under Question 8 of the Farm and Ranch schedule only if the present rental agreement is the same as that for 1939.

Also, be sure to check the entries on the Farm and Ranch schedule for the "home farm" to those on the Plantation (Multiple-Farm Unit) schedule for the entire operation, keeping in mind that the former covers only a part of the land and operations of the latter.

Before leaving the person in charge of a plantation, be sure to obtain from him any other information which may assist in filling out the Farm and Ranch schedules for the croppers and tenants. If fertilizer was furnished, be sure to obtain the quantity and cost of that used on the land assigned to each cropper and tenant.

Obtain from each cropper or tenant any other information required for completing the Farm and Ranch schedules. In addition to the personal information relating to each operator, be sure to obtain data relating to crops and livestock not listed on the Plantation (Multiple-Farm Unit) schedule.

Remarks.—Many problems will probably arise in the enumeration of plantations, or multiple-farm units, which are not fully covered in these instructions. You, as enumerator, are in a position to obtain all pertinent facts relating to any operation. You should, therefore, follow the general instruction at the bottom of the schedule, "Use any unused space for remarks," to amplify the information for any operation unit. If the remaining space in the body of the schedule is insufficient, use the reverse side.

IRRIGATION SCHEDULES

States in which Irrigation Schedules are to be used:

Arizona.	Louisiana.	Oregon.
Arkansas.	Montana.	South Dakota.
California.	Nebraska.	Texas.
Colorado.	Nevada.	Utah.
Florida.	New Mexico.	Washington.
Idaho.	North Dakota.	Wyoming.
Kansas.	Oklahoma.	

Irrigation Schedule No. 1.—Enumerators in the above States are to report on Irrigation Schedule No. 1 all irrigation enterprises which serve 4 farms or less. Instructions for filling out this form are given in "Irrigation Supplemental Instructions" and also on the schedule form itself.

Check each completed Irrigation Schedule No. 1 against the Farm and Ranch schedules for the farms served by the irrigation enterprise. The information under Questions 14 (*b*), 14 (*d*), and 1 and 2 of the Irrigation schedule should be in agreement with that given under Questions 31, 32, and 33 of the Farm and Ranch schedules. Likewise, the visitation number (or numbers) of the Farm and Ranch schedules reported on the Irrigation schedule should be checked to see that they have been correctly entered. After checking, place each Irrigation Schedule No. 1 on top of the Farm and Ranch schedules for the farms served by the irrigation enterprise, and tie a string around each such group of schedules.

Irrigation Schedule No. 2.—These schedules are for use in reporting enterprises serving five or more farms which enterprises will largely be canvassed by mail. An enumerator may be called upon by his Supervisor to canvass an enterprise on Schedule No. 2 when the mail canvass is incomplete. Instructions for filling out this form are given in "Irrigation Supplemental Instructions" and also on the schedule form itself.

DRAINAGE SCHEDULE

This schedule will be prepared by enumerators only in rare instances and then only upon direction of their supervisor.

ABANDONED OR IDLE FARM LIST

Farms not operated in 1939 and on which no operations are contemplated in 1940, if used for agricultural purposes (including grazing) within the past ten years are to be recorded on the Abandoned or Idle Farm List. (See p. 88.) The Abandoned or Idle Farm List should be placed with the Farm and Ranch schedules so that it may be forwarded to Washington with the schedules.

EXTRACTS FROM THE CENSUS ACT APPROVED JUNE 18, 1929

SEC. 5. * * * that each enumerator or other employee detailed to serve as enumerator shall be charged with the collection in his subdivision of the facts and statistics called for on the population and agricultural schedules, and such other schedules as the Director of the Census may determine shall be used by him in connection with the census. It shall be the duty of each enumerator to visit personally each dwelling house in his subdivision, and each family therein, and each individual living out of a family in any place of abode, and by inquiry made of the head of each family, or of the member thereof deemed most competent and trustworthy, or of such individual living out of a family, to obtain each and every item of information and all particulars required for the census; and in case no person shall be found at the usual place of abode of such family, or individual living out of a family, competent to answer the inquiries, then it shall be lawful for the census employee to obtain the required information as nearly as may be practicable from the family or families or person or persons living nearest to such place of abode who may be competent to answer such inquiries.

SEC. 6. That the census of the population and of agriculture required by section 1 of this act shall be taken as of the 1st day of April, and it shall be the duty of each enumerator to commence the enumeration of his district on the day following unless the Director of the Census in his discretion shall change the date of commencement of the enumeration in said district by reason of climatic or other conditions which would materially interfere with the proper conduct of the work; but in any event it shall be the duty of each enumerator to prepare the returns hereinbefore required to be made and to forward the same to the supervisor of his district within thirty days from the commencement of the enumeration of his district: *Provided*, That in any city having two thousand five hundred inhabitants or more under the preceding census the enumeration of the population shall be completed within two weeks from the commencement thereof.

SEC. 7. That if any person shall receive or secure to himself any fee, reward, or compensation as a consideration for the appointment or employment of any person as supervisor, enumerator, or clerk, or other employee, or shall in any way receive or secure to himself any part of the compensation paid to any supervisor, enumerator, clerk, or other employee, he shall be deemed guilty of a felony, and upon conviction thereof shall be fined not more than $3,000 or be imprisoned not more than five years, or both.

SEC. 8. That any supervisor, supervisor's clerk, enumerator, interpreter, special agent, or other employee who, having taken and subscribed the oath of office, shall, without justifiable cause, neglect or refuse to perform the duties enjoined on him by this act shall be deemed guilty of a misdemeanor, and upon conviction thereof shall be fined not exceeding $500; or if he shall, without the authority of the Director of the Census, publish or communicate any information coming into his possession by reason of his employment under the provision of this act, or the act to provide for a permanent Census Office or acts amendatory thereof or supplemental thereto, he shall be guilty of a felony and upon conviction thereof shall be fined not to exceed $1,000 or be imprisoned not to exceed two years, or both so fined and imprisoned in the discretion of the court; or if he shall willfully and knowingly swear or affirm falsely as to the truth of any statement required to be made or subscribed by him under oath by or under authority of this act or of the act to provide for a permanent Census Office or acts amendatory thereof or supplemental thereto, he shall be deemed guilty of perjury, and upon conviction thereof shall be fined not exceeding $2,000 or imprisoned not exceeding five years, or both; or if he shall willfully and knowingly make a false certificate or a fictitious return he shall be guilty of a felony, and upon conviction of either of the last-named offenses he shall be fined not exceeding $2,000 or be imprisoned not exceeding five years, or both; or if any person who is or has been an enumerator shall knowingly or willfully furnish or cause to be furnished, directly or indirectly, to the Director of the Census or to any Supervisor or other employee of the census any false statement or false information with reference to any inquiry for which he was authorized and required to collect information, he shall be guilty of a felony, and upon conviction thereof shall be fined not exceeding $2,000 or be imprisoned not exceeding five years, or both.

SEC. 9. That it shall be the duty of all persons over eighteen years of age when requested by the Director of the Census, or by any supervisor, enumerator, or special agent, or other employee of the Census Office, acting under the instructions of the said director, to answer correctly, to the best of their knowledge, all questions on the census schedules applying to themselves and to the families to which they belong or are related, and to the farm or farms of which they or their families are the occupants; and any person over eighteen years of age who, under the conditions hereinbefore stated, shall refuse or willfully neglect to answer any of these questions, shall be guilty of a misdemeanor, and upon conviction thereof shall be fined not exceeding $100 or be imprisoned not exceeding sixty days, or both, and any such person who shall willfully give answers that are false shall be fined not exceeding $500 or be imprisoned not exceeding one year, or both.

And it is hereby made unlawful for any individual, committee, or other organization of any kind whatsoever, to offer or render to any supervisor, supervisor's clerk, enumerator, interpreter, special agent, or other officer or employee of the Census Office engaged in making an enumeration of population, either directly or indirectly, any suggestion, advice, or assistance of any kind, with the intent or purpose of causing an inaccurate enumeration of population to be made, either as to the number of persons resident in any district or community, or in any other respect; and any individual, or any officer or member of any committee or other organization of any kind whatsoever, who directly or indirectly offers or renders any such suggestion, advice, information, or assistance, with such unlawful intent or purpose, shall be guilty of a misdemeanor, and upon conviction thereof shall be fined not exceeding $1,000, or be imprisoned for not exceeding one year, or both.

And it shall be the duty of every owner, proprietor, manager, superintendent, or agent of a hotel, apartment house, boarding or lodging house, tenement, or other building, when requested by the Director of the Census, or by any supervisor, enumerator, special agent, or other employee of the Census Office, acting under the instructions of the said director, to furnish the names of the occupants of said hotel, apartment house, boarding or lodging house, tenement, or other building, and to give thereto free ingress and egress therefrom to any duly accredited representative of the Census Office, so as to permit the collection of statistics for census purposes, including the proper and correct enumeration of all persons having their usual place of abode in said hotel, apartment house, boarding or lodging house, tenement, or other building; and any owner, proprietor, manager, superintendent, or agent of a hotel, apartment house, boarding or lodging house, tenement, or other building who shall refuse or willfully neglect to give such information or assistance under the conditions hereinbefore stated shall be guilty of a misdemeanor, and upon conviction thereof shall be fined not exceeding $500.

SEC. 10. That it shall be the duty of every owner, official, agent, person in charge, or assistant to the person in charge, of any company, business, institution, establishment, religious body, or organization of any nature whatsoever, to answer completely and correctly to the best of his knowledge all questions relating to his respective company, business, institution, establishment, religious body, or other organization, or to records or statistics in his official custody, contained on any census schedule prepared by the Director of the Census under the authority of this act, or of the act to provide for a permanent Census Office, approved March 6, 1902, or of acts amendatory thereof or supplemental thereto; and any person violating the provisions of this section by refusing or willfully neglecting to answer any of said questions, shall be guilty of a misdemeanor, and upon conviction thereof shall be fined not exceeding $500, or imprisoned for a period not exceeding sixty days, or both so fined and imprisoned, and any person violating the provisions of this section by willfully giving answers that are false shall be fined not exceeding $10,000 or imprisoned for a period not exceeding one year, or both.

SEC. 11. That the information furnished under the provisions of this act shall be used only for the statistical purposes for which it is supplied. No publication shall be made by the Census Office whereby the data furnished by any particular establishment or individual can be identified, nor shall the Director of the Census permit anyone other than the sworn employees of the Census Office to examine the individual reports.

SEC. 12. That all fines and penalties imposed by this act may be enforced by indictment or information in any court of competent jurisdiction.

* * * * *

SEC. 14. That all mail matter, of whatever class or weight, relating to the census and addressed to the Census Office, or to any official thereof, and indorsed "Official business, Census Office," shall be transmitted free of postage, and by registered mail if necessary, and so marked: *Provided*, That if any person shall make use of such indorsement to avoid the payment of postage or registry fee on his or her private letter, package, or other matter in the mail, the person so offending shall be guilty of a misdemeanor and subject to a fine of $300, to be prosecuted in any court of competent jurisdiction.

INDEX

(Page numbers: Text in *"italic,"* charts, maps, and summary tables in "roman," and division and State tables in **"bold face"** type. If derived data are shown in same table with base data, references are not shown separately for derived data. If derived data are shown in tables without base data, references for derived data are shown separately. Items not covered by the 1940 Census for which data are shown are followed by the latest census year for which data are available. Tables are arranged by subject matter. See Contents at beginning of each chapter in this volume)

A — Page

Abnormal farms (1930) ---- *873*,882,**940**
Acreage, farm:
  charts ---- 24,25
  maps ---- 29,31
  total ---- *23-26*,33,34,**38**,**40**,**51**
    average per capita ---- 33,**37**
    average per farm ---- **44**,**81**
  by color and/or tenure of operator:
    color and tenure ---- *137-139*,146,148,152,**164**
    nonwhite operators by tenure and race ---- 157,158,**216**,**220**,**223**,**225**
    owned and rented acreage for part owners ---- 159,**208**
    tenure under which land is operated ---- 159
      chart ---- 138
      maps ---- 142
  by size of farm ---- *68*,*71*,75,76,**82**
    charts ---- 69,70
    maps ---- 74
  classes of land:
    according to use ---- *24*
    improved ---- *24*,34
    by color and tenure of operator ---- *137*,146,152,**164**
    by size of farm ---- *68*,*71*,75,78,**82**
  irrigated ---- 36,**61**,**62**
    by tenure of operator ---- 160,**231**
      See also Cash rent, Mortgages, and Taxes.
Act, Census ---- *9*
  extracts ---- *1068*
Additional land owned (farms reporting), classification by ---- *237*,*240*,**315**,**317**,**318**
      See also Mortgages and Taxes.
Advisory Committees for Census of Agriculture ---- *9*
Age classification of livestock ---- 566,871
      See also Horses, Mules, Cattle, etc.
Age of farm operator ---- *327*,*330*
  chart ---- 327
  maps ---- 339,341
  by color and/or tenure:
    maps (tenure) ---- 341
    color and tenure ---- 328,**359**
    owners and tenants ---- **377**
    mortgage status (full owners and part owners) 248,249,**258**,**274**
Agriculture, Census of:
  authorization ---- *9*
  dates ---- *9*,*16*,*17*,*23*,*24*,*331*,*560*,*690*
  explanation of terms ---- *16*
  Farm and Ranch Schedules (facsimiles) ---- *1026-1045*
  method of canvass ---- *11*
  publications ---- *14*,*16*
  tabulation and office procedure ---- *11*,*14*
Agricultural products, unit prices ---- *26*,*560*,*690*,*823*,*869*,*870*
      See also Value of farm products.
Alaska ---- *9*
Alfalfa:
  for hay ---- 695,*702*,**773**
    map ---- 713
    percent of total hay acreage ---- **775**
    farms by acres harvested ---- **773**
    irrigated ---- **816**
  for seed ---- 696,*702*,**782**,*870*

Page

Alfalfa—Continued
  for seed—Continued
    irrigated ---- **816**
  for silage (included with Silage crops, other than corn and sorghums) ---- 697,*703*,**794**,**819**
Alligator pears (avocados) ---- *824*,828,**860**
Almonds ---- 829,*832*,861
Aloe vera ---- 699
Alsike clover:
  for hay (included with Clover or timothy cut for hay) ---- 696,*702*,**776**,**817**
  for seed (included with Clover seed) ---- 696,*702*,**783**,**817**
American Samoa ---- *9*
Angora goats ---- 568,*574*,**653**,*870*
  age and sex groups ---- 566,871
  clipped ---- 569,**654**
  mohair produced ---- 569,**586**,**655**,**891**
    percent of total value of livestock products ---- **588**
  history of enumeration ---- 563
Animal-specialty farms (1930) ---- *873*,882,**927**
Animals, domestic:
  on farms ---- *559*,*869*,*870*
    age and sex groups ---- 566,871
    farms reporting horses, mules, cattle, sheep, and/or hogs ---- **589**
  on open range ---- *559*,*574*
  value ---- *26*,*28*,35,**49**,*560*,*561*,567,*869*,*870*,**884**
    charts ---- 26,27
    maps ---- 29,30,578,880
    definition ---- *869*
  purchased ---- *575*,575,**587**,660,891
  slaughtered ---- *572*,*575*,575,**587**,**656**,**891**
  sold, *see* Animals sold alive; and Animals sold or traded.
  history of enumeration ---- 563
Animals butchered ---- *572*,*575*,575,**587**,**656**,**891**
  map (hogs and pigs) ---- 580
  meat and hides sold (included with Livestock products sold or traded, other) ---- *872*,*873*,882,**905**,**914**,**953**,**979**
Animals, fur (silver fox and mink in captivity) ---- 577,*577*
  on farms (females) ---- 568,577,*577*,**684**,**884**
    age and sex groups ---- 566,871
  pelts taken ---- 569,577,**684**,**891**
  farms reporting on farms and/or pelts taken ---- 577,**684**
  history of enumeration ---- 563
Animals purchased ---- *575*,575,**587**,660,891
Animals, sold alive ---- *575*,575,**662**,891
  history of enumeration ---- 563
Animals, sold or traded, value ---- **905**
  average per farm ---- **1019**
  percent of all farm products ---- **1020**
  map ---- 876
  definition ---- *869*
  for farms by major source of income ---- 882,**914**,**953**
    average value of all farm products ---- **1022**
  for farms by type of farm (1930) ---- 882,**927**
  for farms classified by total value of products ---- **979**
  for farms with livestock sales major source of income ---- *873*,882,**914**,**953**,**1021**
    map ---- 878
    average value of livestock sold or traded ---- **1022**

(Page numbers: Text in *"italic,"* charts, maps, and summary tables in "roman," and division and State tables in **"bold face"** type)

Page

Anise---------- 704,**812**
Annual legumes:
for all purposes---------- *701,702*
farms reporting---------- 694,**770**
for beans, peas, or seed---------- *870*
See also Soybeans, Cowpeas, etc.
duplicated acreage---------- *690*
for green manure---------- *702*
for hay---------- 695,*702*,**772**
map---------- 713
percent of total hay acreage---------- **775**
farms by acres harvested---------- **772**
irrigated---------- **816**
for silage (included with Silage crops other than corn and sorghums)---------- 697,*703*,**794**,**819**
Apiaries---------- *23*,568,*576*,577,**585**,**682**,**884**
Appendix:
Act, Census (extracts)---------- *1068*
instructions to enumerators---------- *1047-1067*
schedules (facsimiles)---------- *1026-1045*
Apples---------- 827,*830*,**842**
map---------- 834
farms reporting by number of trees of bearing age------- **843**
conversion factors---------- 825
Apples, sugar---------- *824*,828,**860**
Apricots---------- *825*,827,*832*,**851**
conversion factors---------- 825,*832*
Area of enumeration---------- *9*
Area, total land---------- *22*,33,**38**
number of sheep and lambs per 1,000 acres---------- **645**
Artichokes:
globe---------- 704,**812**
Jerusalem, for feed---------- 699
Asparagus---------- 704,**804**
map---------- 715
percent of total vegetable acreage---------- **803**
Asphalt roads (included with Hard-surfaced roads)---------- *455*,456,**542**,**544**
Asses and burros (included with Mules and asses) 1880- 567,**597**
history of enumeration---------- 563
Atlas. *See* Sorghums.
Austrian peas:
for all purposes (included with Dry field and seed peas)---------- 695,*701*,*702*,**768**,**816**
for hay (included with Annual legumes saved for hay)---------- 695,*702*,**772**,**775**,**816**
for peas (included with Dry field and seed peas)---------- 695,*701*,*702*,**768**
Authorization for Census of Agriculture---------- *9*
Automobiles on farms---------- *451*,**512**
map---------- 458
by color and tenure of operator---------- 452,453,**514**
by year of latest model---------- *453*
chart---------- 451
maps---------- 458
by color and tenure of operator---------- 453,**514**
Avocados (alligator pears)---------- *824*,828,**860**

B

Bananas---------- 828,**860**
Barley---------- 693,*700*,**744**,**746**,*870*
map---------- 711
percent of value of all crops---------- **745**
rank---------- **745**
farms by acres harvested---------- **744**
irrigated---------- **815**
See also Small grains for hay.
Bartlett pears (for specified States)---------- *831*,831
Basil---------- 707
Beans:
castor---------- 699,**795**,*870*

Page

Beans—Continued
green:
lima---------- 704,**804**
map---------- 715
snap, string, or wax---------- 704,**803**,**804**
map---------- 715
snap and lima (1920)---------- 704
soybeans:
for all purposes---------- 694,*701*,*702*,**760**,**770**,**816**
map---------- 714
for beans---------- 694,*702*,**761**,**816**
map---------- 714
for hay (included with Annual legumes saved for hay)---------- 695,*702*,**772**,**775**,**816**
velvet, mung, and horse:
for all purposes (included with Vetches, velvet, mung, and horse beans)---------- 694,*701*,*702*,**766**,**817**
for beans---------- 694,*701*,*702*,**766**
for hay (included with Annual legumes saved for hay)---------- 695,*702*,**772**,**775**,**816**
dry field and seed, other:
for all purposes---------- 695,*701*,701,*702*,**766**,**816**
map---------- 714
for beans---------- 695,*701*,701,*702*,**767**
for hay (included with Annual legumes saved for hay)---------- 695,702,**772**,**775**,**816**
Beef cows and heifers---------- 567,*570*,**601**
age and sex groups---------- 566,871
history of enumeration---------- 563
Bees---------- 23,568,*576*,577,**585**,**682**,**884**
farms reporting bees and/or honey---------- 577,**682**
for farms reporting bees and honey---------- **683**
history of enumeration---------- 563
Beeswax, value of (included with Livestock products sold or traded, other)-- *872*,*873*,882,**905**,**914**,**953**,**979**
Beets:
feed---------- 699
greens---------- 707
sugar---------- 697,*703*,**792**,**818**
map---------- 712
seed---------- 699,*703*,**795**,*870*
table---------- 704,**804**
Beggarweed:
for hay (included with Annual legumes saved for hay)---------- 695,*702*,**772**,**775**,**816**
Bene seed---------- 699,**795**
Bentgrass seed (included with Grass seed)---------- 696,*702*,**783**,**817**
Berries---------- *824*,*825*,826,**836**,**838**
conversion factors---------- *824*
other---------- 826,**839**
See also Blackberries and dewberries, Strawberries, etc.
Birdsfoot trefoil---------- 699
Blackberries and dewberries---------- *825*,826,**836**
Blackeyes:
beans (Arizona and California) included with Dry field and seed beans, other)- 695,*701*,701,*702*,**766**,**767**,**772**,**775**,**816**
green (included with Cowpeas, green)---------- 707,**812**
peas (except Arizona and California) included with Cowpeas---------- 694,*701*,*702*,**762**,**772**,**775**,**817**
Black raspberries---------- *825*,**838**
Black walnuts---------- 829,**861**
Blueberries---------- *825*,826,**838**
Bluegrass seed (included with Grass seed)----- 696,*702*,**783**,**817**
Boarders, receipts from (included with Receipts from lodgers, boarders, and campers)---------- *873*
Boarding and lodging farms---------- 882,**940**
Boysenberries---------- *825*,826,**838**
Brick roads (included with Hard-surfaced roads) *455*,456,**542**,**544**
Broccoli (Italian green sprouting)---------- 704,**805**
white (cauliflower)---------- 705,**806**
Broilers (included with Chickens raised)-- 569,*575*,**670**,**673**,**891**

(Page numbers: Text in "italic," charts, maps, and summary tables in "roman," and division and State tables in "bold face" type)

Page

Broomcorn---------- 897,*703*,**793**
irrigated---------- **819**
Brussels sprouts---------- 704,**812**
Buckwheat---------- 693,*701*,**756**,*870*
map---------- 711
irrigated---------- **815**
Building materials, expenditures for---------- *447*,*450*,**495**
chart---------- 447
map---------- 461
by color and tenure of operator---------- 448,**497**
percent of all farms reporting---------- 449
average per farm reporting---------- 449
Buildings, value of---------- *26*,*27*,*28*,35,**48**,**50**
chart---------- 27
map---------- 30
by color and/or tenure of operator:
color and tenure---------- 148,155,**194**
on farms of croppers, South only---------- 149
on farms of croppers, 7 counties in southeastern Missouri---------- 149
for nonwhite operators by tenure and race---------- 157,158,**216**,**220**,**223**,**225**
by size of farm---------- *71*,75,79,**83**
average per acre---------- 80
average per farm---------- 80
on irrigated farms---------- 36,**63**
by tenure of operator---------- 160,**231**
Bulbs (included with Flower and vegetable seeds, bulbs, and flowers and plants grown in the open)-------- *832*,833,**865**
Bulletins (Census of Agriculture)---------- *16*
Burros (included with Mules and asses) (1880)----- 563,567,**597**
Butchered, animals---------- *572*,*575*,575,**587**,**659**,**891**
map (hogs and pigs)---------- 580
meat and hides sold (included with Livestock products sold or traded, other)--------- *872*,*873*,882,**905**,**914**,**953**,979
Butter:
churned---------- 569,*572*,**605**,**609**,**891**
chart---------- 571
map---------- 581
by number of cows milked---------- **614**
sold---------- 569,**611**,**613**,**891**
map---------- 581
by number of cows milked---------- **615**
history of enumeration---------- 563
Butterfat sold---------- 569,**610**,**613**,*870*,**891**
map---------- 581
history of enumeration---------- 563
Butternuts---------- 829,**861**
Buying, cooperative---------- *441*,*442*
chart---------- 441
map---------- 460
by tenure of operator---------- 442,**462**
Byproducts---------- *869*

C

Cabbage---------- 705,**805**
map---------- 716
percent of total vegetable acreage---------- **803**
Cabbage, Chinese---------- 707,**812**
Cabbage for feed---------- 699,**795**
Calamondins---------- 830,**863**
Calculated values---------- *869*
Calves:
on farms (included with Cattle and calves)---------- 567,*570*,573,**584**,**588**,**598**,**602**,**884**
age and sex groups---------- 566,871
cattle and calves other than cows and heifers 2 years old and over---------- **599**,**601**
butchered---------- *575*,575,**657**

Page

Calves—Continued
purchased---------- *575*,575,**661**
sold---------- *575*,575,**664**
history of enumeration---------- 563
Campers, receipts from (included with Receipts from boarders, lodgers, and campers) (1930)---------- *873*
See also Boarding and lodging farms.
Canary grass seed (included with Grass seed)-- 696,*702*,**783**,817
Cane sorghum, *see* Sorghums.
Cane, sugar:
for feed---------- 699,**795**
for seed---------- 697,**791**
for sirup and/or sugar---------- 697,**791**
maps---------- 712
irrigated---------- **818**
Cantaloups, muskmelons, honeyballs, honeydews, casabas, Persians, etc.---------- 705,**805**
map---------- 716
percent of total vegetable acreage---------- **803**
Canvass, method of---------- *11*
Carduus---------- 699
Carrots---------- 705,**806**
Carrots for feed---------- 699
Casabas (included with Cantaloups, muskmelons, honeydews, etc.)---------- 705,**803**,805
Cashews---------- 829
Cash farm income---------- *874*
Cash-grain farms (1930)---------- *873*,882,**940**
Cash rent paid by part owners and by cash tenants--------- *141*
by color of operator---------- 159
paid by part owners---------- **228**
paid by cash tenants, by color---------- **229**
on irrigated farms---------- 160,**234**
Cash tenants---------- *136*,**229**
map---------- 143
by color---------- 159,**229**
on irrigated farms---------- 160,**234**
Cash wages paid for farm labor---------- *447*,447,**493**
chart---------- 447
map---------- 461
by color and tenure of operator---------- 445,448,**484**,**496**
average per farm reporting---------- 449
percent of all farms reporting cash wages paid-------- 449
farms reporting hired labor and/or cash wages paid 446,**467**
Cassava---------- 698,**795**
Castor beans---------- 699,**795**,*870*
"Catch-all" questions---------- *10*,*689*
Cattle and calves:
on farms---------- 567,*570*,**584**,**598**,**602**,**884**
maps---------- 581,583
age and sex groups---------- 566,871
percent of total livestock inventory value---------- **588**
rank---------- **598**
cattle and calves other than cows and heifers 2 years old and over---------- **599**,**601**
farms reporting by number on farms---------- **573**,**598**
butchered---------- *575*,575,**587**,**656**,**891**
purchased---------- *575*,575,**587**,**660**,**891**
sold---------- *575*,575,**587**,**662**,**891**
map---------- 581
history of enumeration---------- 563
Cauliflower---------- 705,**806**
Celeriac (root celery)---------- 707,**812**
Celery---------- 705,**806**
Census Act---------- *9*
extracts---------- *1068*
Census of Agriculture:
authorization for---------- *9*
dates---------- *9*,*16*,*17*,*23*,*24*,*331*,*560*,*690*
explanation of terms---------- *16*

(Page numbers: Text in "*italic*," charts, maps, and summary tables in "roman," and division and State tables in "**bold face**" type)

Page

Census of Agriculture—Continued
Farm and Ranch Schedules (facsimiles) *1026-1045*
method of canvass *11*
publications *14,16*
tabulation and office procedure *11,14*
Cereals *870*,**898**
See also Corn, Wheat, Oats, etc.
Chard, Swiss 707,**812**
Chard, Swiss, for feed 699
Charges, mortgage debt *240,241*,251,**294**
See also Rate of interest.
Chart, flow 15
Chayote 707,**812**
Cheese, history of enumeration (1920) 564
Cherimoyas 828
Cherries *824*,827,*830*,**848**
map 834
Chestnuts (cultivated) 829,**861**
Chicken eggs *575*
produced 569,**586**,**674**,**891**
map 582
percent of total value of livestock products **588**
rank **674**
by number of chickens on hand 577
sold (1930) 569
map 582
history of enumeration 563
Chickens:
on hand 568,*575*,**666**,**884**
chart 575
maps 582,583
age and sex groups 566,871
rank **667**
by size of flock 573,577,**668**
(Special tabulation by counties available.)
chart 576
maps 582
raised 569,*575*,**670**,**891**
map 582
farms reporting by number raised 573,**670**
map 582
percent distribution **673**
by number of chickens on hand 577
farms reporting chickens on hand and/or raised **666**
sold 569,**672**,**891**
by number of chickens on hand 577
history of enumeration 563
Chicory (root) 698,**795**
Chicory (salad or greens) 707,**812**
Chili peppers (included with Peppers, hot) 706,**813**
Chinese cabbage 707,**812**
Chinese farm operators *135,139,237,323*
map 144
by tenure 157,158,**215**,**225**
Chinese peas 707
Chives 707
Chufas 698,**795**
Citronquats 830
Citron melons 707,**812**
Citron melons for feed 699
Citrons 830,**863**
Citrus fruits 829,*832*
maps 834,835
farms reporting **841**
conversion factors *824*,825
other 830,**863**
See also Oranges, Grapefruit, Lemons, etc.
Clingstone peaches (Arizona and California) *831*,831
Clover (red, mammoth, Ladino, alsike, crimson, white Dutch, etc.):
for hay (included with Clover or timothy for hay) 696,*702*,**776**,**817**
for seed 696,*702*,**783**,**817**
Clover, sweet:
for hay 695,*702*,**774**
map 713
farms by acres harvested **774**

Page

Clover, sweet—Continued
for hay—Continued
irrigated **817**
sweetclover and lespedeza (1935) 695,**775**
for seed 696,*702*,**782**
irrigated **816**
Clover and grass seeds *702*,**782**,*870*
Clover or timothy (alone or mixed) for hay 696,*702*,**776**
map 713
percent of total hay acreage **775**
farms by acres harvested **776**
irrigated **817**
Coconuts 829,**861**
Collards 705,**812**
Collards for feed 699
Collation of punch cards *14*
Color and tenure of operator *135-139,141*
farms:
number 146,148,150,151,**162-164**
acreage 146,148,152,**164**
by use 146,152,**164**
for nonwhite operators by race 157,158,**216**,**220**,**223**,**225**
value of specified farm property 148,154,**194**
mortgaged (full owners and part owners) 251,252
for full owners **288**,**290**,**296**,**297**,**300**
for part owners **292**,**293**,**298**,**299**
farm operators:
charts 141
by age 328,**359**
by mortgage status:
for full owners and for part owners 247,250
for full owners by age 248,**258**
for part owners by age 249,274
by residence 457,**544**
by work off farm 324,326,**344**,**354**
by year of occupancy 332,336,**392**,**422**
farm facilities and farm machinery:
automobiles 452,453,**514**
electricity 456,**544**
kind of road 457,**544**
motortrucks 452,453,**522**
telephones 456,**544**
tractors 454,455,**532**
Colts *561*
age and sex groups 566,871
horse 567,**591**
mule 567,**593**
history of enumeration 563
Commercial fertilizer 447,*450*,*451*,**494**
chart 447
map 461
by color and tenure of operator 448,**496**
average tons per farm reporting 449
average cost per farm reporting 449
average cost per ton 449
percent of all farms reporting 449
Committees, Advisory, for Census of Agriculture *9*
Comparability of statistics *9,16,17,23,24,67,327,330,331,560,690,701,702,823,824*
interpretation of values *874*
Concrete roads (included with Hard-surfaced roads) *455*,456,**542**,**544**
Contract labor (included with Hired labor, other) 445,**467**
Conversion factors *690,702,824*,825,*1061-1064*
See also individual field crops and fruits.
Cooperative buying, selling, and service *441,442*
chart 441
maps 460
by tenure of operator 442,**462**
Corn:
for all purposes 692,*699*,**717**
maps 709,710
percent of value of all crops **724**
rank **717**
by acres harvested **720**
irrigated **814**

(Page numbers: Text in *"italic,"* charts, maps, and summary tables in "roman," and division and State tables in **"bold face"** type)

Page

Corn—Continued
for fodder, hogged or grazed---------- 692,**719**
map---------- 710
percent of all farms reporting corn---------- **721**
percent of total corn acreage---------- **721**
irrigated---------- **814**
for grain---------- 692,**718**,**722**,*870*,**898**
map---------- 710
average acreage per farm reporting---------- **724**
average yield per acre---------- **724**
percent of all farms reporting corn---------- **721**
percent of total corn acreage---------- **721**
percent of value of all crops---------- **724**
rank---------- **724**
irrigated---------- **814**
for silage---------- 692,719
map---------- 710
percent of all farms reporting corn---------- **721**
percent of total corn acreage---------- **721**
irrigated---------- **814**
rank---------- **724**
hybrid---------- *699*
Corn, broom---------- 697,*703*,**793**,**819**
Corn, Egyptian (grain sorghum), *see* Sorghums.
Corn, pop---------- 697,*703*,**793**,**819**
Corn, sweet---------- 705,**806**
map---------- 716
percent of total vegetable acreage---------- **803**
Cotton---------- 696,*703*,**784**,**898**
maps---------- 709,712
irrigated---------- **818**
farms (1930)---------- 882,**940**
(Special tabulation by bale groups by counties available.)
Cottonseed---------- 696,*703*,**784**,*870*,**898**
Counties, by number of farms---------- **14**
Country estates (1930)---------- 882,**940**
Cowpeas:
for all purposes---------- 694,*701*,*702*,**762**
map---------- 714
percent of all farms reporting---------- **770**
percent of cropland harvested (acres grown alone)----- **770**
percent increase or decrease in acreage grown alone---------- **770**
farms by acres harvested---------- **762**
irrigated---------- **817**
for peas---------- 694,*701*,*702*,**763**
map---------- 714
irrigated---------- **817**
for hay (included with Annual legumes saved for hay)---------- 695,*702*,**772**,**775**,**816**
green---------- 707,**812**
Cows and heifers on farms---------- 567,*570*,**599**,**600**,**603**
age and sex groups---------- 556,871
kept for milk production---------- 567,**600**,**606**
by number of cows milked---------- **615**
(Special tabulation by counties available.)
kept for beef production---------- 567,*570*,601
milked---------- 569,573,**604**,**607**
maps---------- 581,583
by number of cows milked---------- 573,**614**
(Special tabulation by counties available.)
history of enumeration---------- 563
Cranberries---------- *825*,826,**838**
map---------- 833
Cream sold---------- 569,**610**,**613**,*870*,*872*,**891**
map---------- 581
by number of cows milked---------- **615**
history of enumeration---------- 563
Cress, water---------- 707,**812**
Crested wheatgrass:
for hay (included with Tame hay, other)---------- 696,*702*,**775**,**778**,**816**
for seed (included with Grass seed)--------- 696,*702*,**783**,**817**
Crimson clover seed (included with Clover seed)---------- 696,*702*,**783**,**817**
Critical examination of result slips---------- *14*

Page

Crop failure---------- *24*,34,40,**42**
chart---------- 25
map---------- 31
average acreage per farm---------- **44**,**45**
percent of all land in farms---------- **46**
percent distribution---------- **47**
by color and/or tenure of operator:
color and tenure---------- *137*,146,152,**164**
for farms of nonwhite operators by tenure and race---------- 157,216,220,223,**225**
by size of farm---------- 75,78,**82**
on irrigated farms---------- 62
by tenure of operator---------- 160,**231**
Cropland harvested---------- *24*,34,40,**42**,691,824
charts---------- 24,25
maps---------- 29,31
average acreage per farm---------- **44**,**45**
per capita---------- 33,37
per mature horse or mule---------- **45**
percent of all land in farms---------- **46**
percent distribution---------- **47**
by color and/or tenure of operator:
color and tenure---------- *137*,146,152,**164**
for farms of nonwhite operators by tenure and race---------- 157,**216**,**220**,**223**,**225**
by size of farm---------- 75,78,**82**
average value of implements and machinery per acre of cropland harvested---------- 80
on farms reporting tractors---------- 454,**513**
acreage per tractor---------- **45**,*452*,454,**513**
irrigated---------- 34,61,**62**
map---------- 31
by tenure of operator---------- 160,**231**
Cropland, idle or fallow---------- *24*,34,40,**42**
map---------- 31
average per farm---------- **44**,**45**
percent of all land in farms---------- **46**
percent distribution---------- **47**
by color and/or tenure of operator:
color and tenure---------- *137*,146,153,**165**
for farms of nonwhite operators by tenure and race---------- 157,**216**,**220**,**223**,**225**
by size of farm---------- 75,79,**82**
on irrigated farms---------- **63**
by tenure of operator---------- 160,231
Croppers (South only):
maps---------- 142,143
definition---------- *136*,*137*,*323*
by age and color---------- **376**
by color---------- 149,**164**,**194**
See also Color and tenure of operator.
Croppers (southeastern Missouri)---------- 149
Cropping, double---------- *24*,*689-691*
Crops---------- *689-691*,*699-703*,*870*,*872*
all crops harvested---------- 691,824,**898**
maps---------- 707,880
duplicated---------- *24*,*689-691*
interplanted---------- *702*
irrigated---------- *10*,*690*
land available for---------- 34,**41**,**43**
land used for---------- 34,**41**,**43**
medicinal---------- 698,699,**795**
miscellaneous field---------- 698,699,**795**
root and grain crops (other than corn and annual legumes) hogged or grazed---------- 697,*703*,**794**,**819**
root crops for feed---------- 697,699,*703*,**794**
silage crops (other than corn and sorghums)- 697,*703*,**794**,**819**
See also Field crops, Fruits and nuts, Horticultural specialties, Vegetables, or individual crops.
Crops grown under glass---------- *832*,833,**864**
Crop-specialty farms (1930)---------- 882,**940**
Crops sold or traded---------- *870*,*872*,**905**
maps---------- 708,877,880
farms with specified crops major source of income---------- *872*,882,**914**,**927**,**953**,**966**,1021
for farms by major source of income---------- 883,**914**,**953**
for farms by total value of products---------- **979**

(Page numbers: Text in "*italic*," charts, maps, and summary tables in "roman," and division and State tables in "**bold face**" type)

Page

Crops sold or traded—Continued
for farms by type of farm (1930)---------- 883,**927**
Cross-hatch maps---------- *28,141,690*
See also Maps and specific items.
Cross-line acreage (special tabulation by counties available)---------- *24,71*
Crotalaria:
for seed---------- 699,**795**
for hay (included with Annual legumes saved for hay)---------- 695,*702*,**772**,**775**,**816**
Cucumbers---------- 705,**807**
Cucumbers for feed---------- **899**
Currant grapes, *see* Raisin grapes.
Currants---------- *825*,826,**836**
Current, source of electric---------- *454*,**541**
maps---------- 459
by color and/or tenure of operator:
chart (tenure)---------- 454
color and tenure---------- 456,**544**

D

Dairy cows and heifers on farms---------- 567,*570*,**600**,**606**,**615**
age and sex groups---------- 566,871
history of enumeration---------- 563
See also Cows milked.
Dairy farms (1930)---------- 882,**927**
Dairy products:
butter churned---------- 569,*572*,605,**609**,**891**
map---------- 581
milk produced---------- 569,*570*,*572*,**604**,608
map---------- 581
sold:
farms reporting (butter, cream, or milk)---------- **610**,**615**
butter---------- 569,**611**,**613**,**891**
map---------- 581
cream---------- 569,**610**,**613**,**891**
map---------- 581
milk---------- 569,**610**,**612**,**891**
map---------- 581
by number of cows milked---------- **614**
(Special tabulation by counties available.)
value (milk sold, cream sold, and butter churned)------- **586**
percent of all livestock products---------- **588**
Dairy products sold or traded---------- *872*,**891**,**905**
average value per farm---------- **1019**
percent of all farm products---------- 1020
farms with sales of dairy products major source of income---------- *872*,882,**914**,**953**,1021
map---------- 878
average value of dairy products sold or traded------- **1022**
for farms by major source of income---------- 882,**953**
average value of all farm products---------- **1022**
for farms by total value of products---------- **979**
for farms by type of farm (1930)---------- 882,**927**
Dandelions---------- 707,**812**
Dasheens---------- 707,**812**
Dasheens for feed---------- 699
Dates---------- 828,**860**
Dates of enumeration---------- *9*
comparability of statistics--------- *16,17,23,24,331,560,690*
Days worked off the farm---------- *323,325-327*,**342**
chart---------- 325
maps---------- 338
by color and tenure of operator---------- 324,326,**344**
farms (acres and value) for operators reporting 100 or more days---------- 326
by number of days (1930)---------- 326
Dealer, livestock, farms (included with Horse farm, feed lot, or livestock dealer) (1930)---------- 882,**940**
Debt, mortgage---------- *237,238,240*
chart---------- 240
maps---------- 244,245

Page

Debt, mortgage—Continued
on farms of full owners and of part owners:
by color---------- 251
by color and rate of interest---------- 252
irrigated farms---------- 254
on farms of full owners---------- **288**,**290**,**294**,**311**
by rate of interest and color---------- **300**
by value of farm (1930)---------- 253
irrigated farms---------- **313**
on farms of part owners---------- **292**,**293**
irrigated farms---------- 313
by tenure of operator (all tenures) (1935)---------- 310
Definition of a farm---------- *22,237*
Dewberries (included with Blackberries and dewberries)---------- *825*,826,**836**
Dill---------- 707,**812**
Dill oil---------- 699,**795**
Dirt roads---------- *455*,**542**
chart---------- 455
maps---------- 460
by color and tenure of operator---------- 456,**544**
Distillate, expenditures for (included with Expenditures for gasoline, distillate, kerosene, and oil)---------- 447,448,*450*,**495**,**497**
Distribution of sample schedules---------- *9*
Domestic animals:
on farms---------- *559*,*869*,*870*
age and sex groups---------- 566,871
farms reporting horses, mules, cattle, sheep, and/or hogs---------- **589**
on open range---------- *559*,*574*
value---------- *26*,*28*,35,**49**,*560*,567,*869*,*870*,884
charts---------- 26,27
maps---------- 29,30,578,880
definition---------- *869*
purchased---------- *575*,575,**587**,**660**,**891**
slaughtered---------- *575*,575,**587**,**656**,**891**
sold (*see* Domestic animals sold alive and Domestic animals sold or traded.)
history of enumeration---------- 563
Domestic animals sold alive---------- *575*,575,**662**,**891**
history of enumeration---------- 563
Domestic animals sold or traded, value of---------- 905
average per farm---------- **1019**
percent of all farm products---------- **1020**
map---------- 876
definition---------- *869*
for farms by major source of income---------- 882,**914**,**953**
average value of all farm products---------- **1022**
for farms by type of farm (1930)---------- 882,**927**
for farms by total value of products---------- **979**
for farms with livestock sales major source of income---------- *873*,882,**914**,**953**,**1021**
map---------- 878
average value of livestock sold or traded---------- **1022**
Dot maps (county unit basis)---------- *28,141,690*
See also Maps and specific items.
Double cropping---------- *24,689,691*
Drainage Census---------- *10*
Dry field and seed beans (other than soy, velvet, mung, and horse beans):
for all purposes---------- 695,*701*,701,*702*,**766**
map---------- 714
irrigated---------- **816**
for beans---------- 695,*701*,701,*702*,**767**
irrigated---------- **816**
for hay (included with Annual legumes saved for hay)---------- 695,*702*,**772**,**775**,**816**
Dry field and seed peas:
for all purposes---------- 695,*701*,*702*,**768**
irrigated---------- **816**
for peas---------- 695,*701*,*702*,**768**
for hay (included with Annual legumes saved for hay) 695,*702*,**772**,**816**

(Page numbers: Text in *"italic,"* charts, maps, and summary tables in "roman," and division and State tables in **"bold face"** type)

Page

Dry weight (fruits reported and conversion factors) *824*,825,*831*
See also Figs, Prunes, etc.
Ducks---------- *575,576*
on hand---------- 568,**678**,**884**
age and sex groups---------- 566,871
raised---------- 569,**678**,**891**
map---------- 582
farms reporting on hand and/or raised---------- **678**
history of enumeration---------- 563
Duplicated crop acreage---------- *24,689-691*
Durra. *See* Sorghums.
Durum and macaroni wheat---------- 692,*700*,**734**
irrigated---------- **815**
See also Small grains for hay.
Dutch clover (white) seed (included with Clover seed)---------- 696,*702*,**783**,**817**
Dwellings lighted by electricity---------- *454*,**541**
maps---------- 459
by color and/or tenure of operator:
chart (tenure)---------- 454
color and tenure---------- 456,**544**

E

Editing and reviewing of schedules---------- *11,14*
Eggplant---------- 705,**807**
Eggs:
all kinds (1910)---------- 569,**675**
chicken eggs---------- *575*
produced---------- 569,**586**,**674**,**891**
map---------- 582
percent of total value of livestock products---------- **588**
rank---------- **674**
by number of chickens on hand---------- 577
(Special tabulation by counties available.)
sold (1930)---------- 569
history of enumeration---------- 563
Egyptian corn (grain sorghums), *see* Sorghums.
Electricity, dwellings lighted by---------- *454*,**541**
maps---------- 459
by color and/or tenure of operator:
chart (tenure)---------- 454
color and tenure---------- 456,**544**
Electric power, availability of---------- *454*,456,**541**,**544**
map---------- 459
Emmer and spelt---------- 693,*701*,**758**,*870*
irrigated---------- **815**
See also Small grains for hay.
Encumbrance, farm. *See* Farm mortgages.
Endive---------- 707,**812**
English or Persian walnuts---------- *824*,829,*832*,**861**
map---------- 835
Enumerated values of farm products---------- *869*
Enumeration:
area of---------- *9*
dates of---------- *9,16,17,23,24,331,560,690*
history of enumeration of livestock---------- 563
method of canvass---------- *10*
Enumeration districts (number)---------- *11*
Enumerators, Census:
instructions to---------- *10,1047-1067*
number employed---------- *11*
training---------- *11*
Escarole---------- 705,**812**
Estates, country (1930)---------- 882,**940**
Ewes---------- 568,*574*,**643**,**644**,**647**
age and sex groups---------- 566,871
rank---------- **644**
history of enumeration---------- 563
Expenditures, specified farm------ 445,*446*,*447*,447,*449-451*,**494**
chart---------- 447
maps---------- 461
by color and tenure of operator---------- 445,448,449,**484**,**496**
farms reporting---------- 448
See also Building materials, Feed, etc.

Page

F

Facilities, farm---------- *451*,*454*,**541**,**542**
chart (kind of road)---------- 455
maps---------- 459,460
by color and/or tenure of operator:
charts (tenure)---------- 454
color and tenure---------- 456,457,**544**
Failure, crop---------- *24*,34,**40**,**42**
chart---------- 25
map---------- 31
average acreage per farm---------- **44**,45
percent of all land in farms---------- **46**
percent distribution---------- **47**
by color and/or tenure of operator:
color and tenure---------- *137*,146,152,**164**
for farms of nonwhite operators by tenure and race---------- 157,**216**,220,**223**,225
by size of farm---------- 75,78,**82**
on irrigated farms---------- **62**
by tenure of operator---------- 160,**231**
Fallow land. *See* Cropland, idle or fallow.
Family labor---------- *442*,*443*,**464**
chart---------- 442
by color and tenure of operator---------- 444,**466**
Farm acreage:
charts---------- 24,25
maps---------- 29,31
total---------- *23-26*,33,34,**38**,**40**,51
average per capita---------- 33,**37**
average per farm---------- **44**,**81**
by color and/or tenure of operator:
color and tenure---------- *137-139*,146,148,152,159,**164**
nonwhite operators by tenure and race---------- 157,158,**216**,**220**,**223**,225
owned and rented acreage for part owners---------- 159,208
tenure under which land is operated---------- 159
chart---------- 138
maps---------- 142
by size of farm---------- *68*,*71*,75,76,**82**
charts---------- 69,70
maps---------- 74
classes of land:
according to use---------- *24*
improved---------- *24*,34
by color and tenure of operator---------- *137*,146,152,**164**
by size of farm---------- *68*,*71*,75,78,**82**
irrigated---------- 36,**61**,**62**
by tenure of operator---------- 160,**231**
See also Cash rent, Mortgages, and Taxes.
Farm and Ranch Schedule---------- *9,10,689*
method of preparation---------- *9,10*
regionalization---------- *10,689*
sample---------- *9*
Farm, definition of---------- *22,237*
Farm encumbrance. *See* Farm mortgages.
Farm expenditures,
specified---------- 445,*446*,*447*,447,*449-451*,**494**
chart---------- 447
maps---------- 461
by color and tenure of operator---------- 445,448,449,**484**,**496**
farms reporting---------- 448
See also Building materials, Feed, etc.
Farm facilities---------- *451*,*454*,**541**,**542**
chart (kind of roads)---------- 455
maps---------- 459,460
by color and/or tenure of operator:
charts (tenure)---------- 454
color and tenure---------- 456,457,**544**
Farm gardens---------- *703*,704,802
Farm implements and machinery:
expenditures for---------- 447,*450*,**493**
chart---------- 447
map---------- 461

(Page numbers: Text in "italic," charts, maps, and summary tables in "roman," and division and State tables in "bold face" type)

Page

Farm implements and machinery—Continued
expenditures for—Continued
by color and tenure of operator---------- 448,**496**
average per farm reporting---------- 449
percent of all farms reporting---------- 449
value---------- *26-28*,35,**49**,**50**
charts---------- 26,27
maps---------- 29,30
average per farm---------- **50**
by color and/or tenure of operator:
color and tenure---------- 148,156,**194**
for farms of nonwhite operators by race and tenure---------- 157,158,**216**,**220**,**223**,**225**
by size of farm---------- *71*,75,80,**83**
on irrigated farms---------- 36,**63**
by tenure of operator---------- 160,**231**
See also Automobiles, Motortrucks, and Tractors.
Farm income. *See* Value of farm products.
Farm labor:
persons working specified dates---------- *442*,*443*,**464**
chart---------- 442
map---------- 461
by color and tenure of operator---------- 444,**466**
cash wages paid for hired labor---------- *447*,447,**493**
chart---------- 447
map (hired labor)---------- 461
by color and tenure of operator------- 445,448,449,**484**,**496**
farms reporting hired labor and/or cash wages paid-- 446,**467**
Farm machinery:
automobiles, motortrucks, and tractors on farms---------- *451-453*,**512**,**513**
chart (tractors)---------- 452
maps---------- 458,459
by color and tenure of operator------- 452,454,**514**,**522**,**532**
by year of latest model:
charts---------- 451,452
maps---------- 458,459
by color and tenure of operator----- 453,455,**514**,**522**,**532**
expenditures for implements and machinery------- 447,*450*,**493**
chart---------- 447
map---------- 461
by color and tenure of operator---------- 448,**496**
average per farm reporting---------- 449
percent of all farms reporting---------- 449
value of implements and machinery---------- *26-28*,35,**49**,**50**
charts---------- 26,27
maps---------- 29,30
average per farm---------- **50**
by color and/or tenure of operator:
color and tenure---------- 148,156,**194**
for farms of nonwhite operators by tenure and race---------- 157,158,**216**,**220**,**223**,**225**
by size of farm---------- *71*,75,80,**83**
on irrigated farms---------- 36,**63**
by tenure of operator---------- 160,**231**
Farm mortgages---------- *237-242*
amount of debt:
chart---------- 240
maps---------- 244,245
for farms of full owners and part owners:
by color---------- 251
by color and rate of interest---------- 252
irrigated farms---------- 254,**312**
for farms of full owners---------- **288**,**290**,**294**
by color and rate of interest---------- **300**
by rate of interest---------- **295**,**296**,**297**
irrigated farms---------- **313**
for farms of part owners---------- **292**,**293**
by rate of interest---------- **298**,**299**
irrigated farms---------- **313**
by tenure of operator (all tenures) (1935)---------- **310**
farms by mortgage status:
charts---------- 238,239
map---------- 243
for all owners---------- **256**
for full owners and part owners:
by color---------- 247,250
irrigated farms---------- 254,**312**

Page

Farm mortgages—Continued
farms by mortgage status—Continued
for full owners---------- **311**
by age and color---------- 248,**258**
by color---------- **282**
by value of farm (1930)---------- 253
for part owners:
by age and color---------- 249,**274**
by color---------- **285**
by tenure of operator (all tenures) (1935)---------- **310**
Farm occupancy (years on farm)---------- *330*,*331*,337
chart---------- 330
maps---------- 340,341
by color and/or tenure of operator:
color and tenure---------- 332,336,**392**
maps (tenure)---------- 341
percent distribution---------- **422**
Farm operator:
definition---------- *135*,*237*,*323*
age---------- *327*,*330*
maps---------- 339,341
by color and/or tenure:
color and tenure---------- 328,**359**
tenure---------- **377**
chart---------- 327
maps---------- 341
color and/or tenure:
color and tenure------ *135-139*,*141*,146,148,150,151,**162-164**
charts---------- 141
color:
charts---------- 140,141
maps---------- 142,144,145
tenure---------- **161**
charts---------- 138,140
maps---------- 142,143,145
race---------- *135*,*139*
chart---------- 141
maps---------- 144
nonwhite by tenure---------- 157,158,**214**,**216**,**220**,**223**,**225**
residence---------- *457*,**543**
by color and tenure---------- 457,**544**
See also Farm mortgages, Work off farm, and Years on farm.
Farm population---------- *21*,*22*,33,**37**
chart---------- 21
maps---------- 29,30
average acreage (all land in farms) per capita-------- 33,**37**
average acreage (cropland harvested) per capita------- 33,**37**
average value of all farm products per capita--------- 33,**37**
rural-farm---------- 33,**37**
urban-farm---------- 33,**37**
Farm products, value:
crops harvested and livestock products---------- **891**,**898**
not fed to livestock, by principal source of income (1900)---------- *874*,874
sold, traded, or used by farm households--- *872*,*873*,**905**,**1018**
maps---------- 30,875,881
average per capita---------- 33,**37**
percent distribution by source of income---------- **1020**
for farms by major source of income---------- 882,**914**,**953**
maps---------- 878,879
average value per farm---------- **1022**
for farms by type of farm (1930)---------- 882,**927**
for farms by total value of farm products---------- **979**
sold or traded---------- **1019**
See also individual products sold.
Farm products used by farm households-------- *870*,*873*,**905**,**1018**
map---------- 877
farms with products used by farm households
major source of income---------- *873*,882,**927**,**966**,**1021**
map---------- 879
average value of farm products used by farm households---------- **1023**
for farms by major source of income---------- 882,**914**,**953**
average value of all farm products---------- **1023**
for farms by type of farm (1930)---------- 882,**927**
for farms by total value of farm products---------- **979**

(Page numbers: Text in *"italic,"* charts, maps, and summary tables in "roman," and division and State tables in **"bold face"** type)

Page

Farm property, value of specified:
farms (land and buildings)---------- *26-28*,35,**39**,**48**,**50**,**51**
charts---------- 26,27,28
maps---------- 29,30,32
by color and/or tenure of operator:
color and tenure---------- *139*,148,154,**194**
for farms of nonwhite operators by tenure and race---------- 157,158,**216**,**220**,**223**,**225**
by size of farm---------- *71*,75,78,**83**
average per acre---------- 80
average per farm---------- 80
on irrigated farms---------- 36,**63**
by tenure of operator---------- 160,**231**
buildings---------- *26-28*,35,**48**,**50**
chart---------- 27
map---------- 30
average per farm---------- **50**
by color and/or tenure of operator:
color and tenure---------- 148,155,**194**
for farms of nonwhite operators by tenure and race---------- 157,158,**216**,**220**,**223**,**225**
by size of farm---------- *71*,75,79,**83**
average per acre---------- 80
average per farm---------- 80
on irrigated farms---------- 36,**63**
by tenure of operator---------- 160,**231**
implements and machinery---------- *26-28*,35,**49**,**50**
charts---------- 26,27
maps---------- 29,30
average per farm---------- **50**
by color and/or tenure of operator:
color and tenure---------- 148,156,**194**
for farms of nonwhite operators by tenure and race---------- 157,158,**216**,**220**,**223**,**225**
by size of farm---------- *71*,75,80,**83**
on irrigated farms---------- 36,**63**
by tenure of operator---------- 160,**231**
livestock---------- *26-28*,35,**49**,*560*,*561*,567,**584**,*869*,*870*,**884**
charts---------- *26*,*27*,561
maps---------- 29,30,578,880
See also Cash rent, Farm mortgages, and Farm taxes.
Farm schedule---------- *9*,*10*,*689*
facsimiles---------- *1026-1045*
method of preparation---------- *9*,*10*
regionalization---------- *10*,*689*
sample---------- *9*
Farm slaughter---------- *572*,*575*,575,**587**,**656**,**891**
map (hogs and pigs)---------- 580
meat and hides sold (included with Livestock products sold or traded, other)---------- *870*,*871*,882,**905**,**914**,**953**,**979**
Farm taxes---------- *237*,*241*,*242*
personal-property taxes for farms of full owners and of part owners---------- 254,255,**319**
irrigated farms---------- 255,**320**
for farms of full owners by value of farm (1930)------ 255
real-estate taxes for farms of full owners and of part owners---------- 254,**314**
irrigated farms---------- 255,**320**
for farms of full owners---------- **316**
by value of farm (1930)---------- 255
for farms of part owners---------- **318**
Farm value (land and buildings)---------- *26-28*,**35**,**39**,**48**,**50**,**51**
charts---------- 26-28
maps---------- 29,30,32
by color and/or tenure of operator:
color and tenure---------- *139*,148,154,**194**
on farms of nonwhite operators by tenure and race---------- 157,158,**216**,**220**,**223**,**225**
by size of farm---------- *71*,75,78,**83**
average per acre---------- 80

Page

Farm value (land and buildings)—Continued
by size of farm—Continued
average per farm---------- 80
on irrigated farms---------- 36,**63**
by tenure of operator---------- 160,**231**
Farmers' cooperative organizations---------- *441*,*442*
Farms, number---------- *25*,*26*,33-35,**38**,**51**,**905**
chart---------- 23
maps---------- 29,30,878
by acreage in improved land (1870)---------- 67
by color and/or tenure of operator:
color and tenure---------- 146,148,150,**162-164**
charts---------- 141
tenure:
charts---------- 138,140
maps---------- 142-145
by major source of income---------- *869*,*872-874*,882,**914**,**953**,**1021**
maps---------- 878,879
by principal source of income (1900)---------- *874*,874
by race of operator:
chart (Negro)---------- 141
maps---------- 144
farms of nonwhite operators by tenure and race---------- 157,158,**214**,**216**,**220**,**223**,**225**
by size of farm---------- *67*,*68*,75,76,**82**,**122**
charts---------- 68-70
maps---------- 72-74
by total value of farm products---------- **912**,**979**
by type of farm (1930)---------- *873*,*874*,882,**927**
irrigated---------- 36,**61**,**62**
chart---------- 28
by tenure of operator---------- *160*,160,**231**
unclassified---------- *872*,**905**,**912**
with no land owned or leased---------- 68
Farms reporting, definition of------ *23*,*68*,*237*,*323*,*559*,*689*,*823*
See also specific items.
Feed, expenditures for---------- 447,*449*,**494**
chart---------- 447
map---------- 461
by color and tenure of operator---------- 448,**496**
average per farm reporting---------- 449
percent of all farms reporting---------- 449
Feed lot farms (included with Horse farm, feed lot, or livestock dealer) (1930)---------- 882,**940**
Fennel---------- 707,**812**
Fertilizer, commercial---------- 447,*450*,*451*,**494**
chart---------- 447
map---------- 461
by color and tenure of operator---------- 448,**496**
average cost per farm reporting---------- 449
average cost per ton---------- 449
average tons per farm reporting---------- 449
percent of all farms reporting---------- 449
Feterita. *See* Sorghums.
Field and seed beans, dry (other than soy, velvet, horse, and mung beans):
for all purposes---------- 695,*701*,701,*702*,**766**,**816**
map---------- 714
for beans---------- 695,*701*,701,*702*,**767**
for hay (included with Annual legumes saved for hay)---------- 695,*702*,**772**,**775**,**816**
Field and seed peas, dry:
for all purposes---------- 695,*701*,*702*,**768**,**816**
map---------- 714
for peas---------- 695,*701*,*702*,**768**
for hay (included with Annual legumes saved for hay)---------- 695,*702*,**772**,**775**,**816**
See also Cowpeas and Green peas.

(Page numbers: Text in "*italic*," charts, maps, and summary tables in "roman," and division and State tables in "**bold face**" type)

Page

Field crops:
field crops and vegetables---------- 691,824
sold or traded---------- *872*,**905**
percent of all farm products---------- **1020**
for farms with sales of field crops major source of income---------- *873*,882,**914**,**953**,**1021**
map---------- 878
average value of field crops sold or traded-------- **1023**
for farms, by major source of income---------- 882,**953**
average value of farm products---------- **1023**
for farms by total value of farm products---------- **979**
See also specific crops.
Figs---------- *824*,827,**857**
conversion factors---------- 825
Filberts and hazelnuts---------- 829,*832*,**861**
Filipino farm operators (included with Nonwhite farm operators, other)---------- **215**,**226**
First series tabulations---------- *16*
Flag---------- 699
Flax---------- *701*
fiber---------- 699,**795**
threshed---------- 693,**754**,*870*
map---------- 710
farms by acres harvested---------- **754**
irrigated---------- **815**
Flax and wheat mixture---------- *700*,*701*
Fleeces---------- 569,*574*,**650**,**655**
Flow chart---------- 15
Flower and vegetable seeds, bulbs, and flowers and plants grown in the open---------- *832*,833,**865**,*870*
Flowers---------- *832*
grown in open (included with Flower and vegetable seeds, bulbs, and flowers and plants grown in the open)--- 833,**865**
grown under glass (included with Crops grown under glass (flowers and vegetables) and propagated mushrooms)---------- 833,**864**
Fodder:
corn (included with Corn hogged or grazed, or cut for fodder)---------- 692,**719**,**721**,**814**
sorghum (included with Sorghums for hay or fodder)---------- 692,**728**,**815**
Forage crops---------- *689*,*870*
forage and hay---------- *870*,**898**
See also Corn; Hay; Root crops for forage; Silage crops; and Sorghums.
Forest products:
for home use and for sale---------- **898**
sold or traded---------- *870*,*873*,**898**,**905**
percent of all farm products---------- **1020**
for farms with sales of forest products major source of income---------- 882,**927**,**940**,**966**,**1021**
map---------- 879
average value of forest products sold---------- **1023**
for farms by major source of income---------- 882,**914**,**953**
average value of all farm products---------- **1023**
for farms by type of farm (1930)---------- 882,**927**
for farms by total value of farm products---------- **979**
Fox, silver---------- *577*
on farms (females)---------- 568,577,**684**,**884**
age and sex groups---------- 566,871
pelts taken---------- 569,577,**684**,**891**
farms reporting females on farms and/or pelts taken---------- 577,**684**
history of enumeration---------- 563
Freestone peaches (Arizona and California)---------- *831*,831
Frequency classifications. *See* individual items.
Fruit farms (1930)---------- 882,**940**
Fruit orchards, land in (included with Land in fruit orchards, vineyards, and planted nut trees)---------- *825*,*826*,827,**840**
map---------- 834

Page

Fruits and nuts---------- 827,**898**
maps---------- 834,835
farms reporting any trees, vines, and/or production----- **840**
map---------- 834
farms reporting fruit trees---------- **840**
farms reporting trees, vines, and/or production, no acreage---------- **840**
See also individual fruits and nuts.
Fruits and nuts sold or traded---------- *872*,**905**
maps---------- 833,880
average value per farm---------- **1020**
percent of all farm products---------- **1020**
for farms with sales of fruits and nuts major source of income---------- 882,**914**,**966**,**1021**
map---------- 878
average value of fruits and nuts sold---------- **1023**
for farms by major source of income---------- 882,**953**
average value of all farm products---------- **1023**
for farms by total value of farm products---------- **979**
Full owners---------- **161**
chart---------- 138
maps---------- 142,143
definition---------- *135*,*237*,*323*
by age and color---------- 328,**359**
by color---------- **162**,**163**
for mortgaged farms---------- **288**,**290**,**294**
by color and rate of interest---------- **300**
by rate of interest---------- **295-297**
irrigated farms---------- **313**
mortgage status---------- *237-240*
charts---------- 238,239
by age and color---------- 248,**258**
by color---------- **282**
average age---------- 249
by value of farm (1930)---------- 253
Fur animals (silver fox and mink in captivity)-------- *577*,577
on farms (females)---------- 568,577,**684**,**884**
age and sex groups---------- 566,871
farms reporting and/or pelts taken---------- 577,**684**
pelts taken---------- 569,577,**684**,**891**
history of enumeration---------- 563
Fur farms---------- *577*

G

Gardens, farm---------- *703*,704,**808**
Garlic---------- 707,**812**
Gasoline, distillate, kerosene, and oil, expenditures for-- 447,*450*,**495**
chart---------- 447
map---------- 461
by color and tenure of operator---------- 448,**497**
percent of all farms reporting---------- 449
average per farm reporting---------- 449
Geese---------- *575*,*576*
on hand---------- 568,**679**,**884**
age and sex groups---------- 566,871
raised---------- 569,**679**,**891**
farms reporting on hand and/or raised---------- **679**
history of enumeration---------- 563
General farms (1930)---------- *873*,882,**940**
Gilts (included with Sows and gilts to farrow)---------- 568,*573*,573,**637**,**638**,**641**
Ginseng---------- 699,**795**
Globe artichokes---------- 704,**812**
Goats and kids---------- 568,*574*,**585**,**652**,**654**,*870*,**884**
map---------- 580
age and sex groups---------- 566,871
percent of total inventory value of specified livestock- **588**
Angora goats clipped---------- 569,**654**
milked---------- *574*,**653**
mohair produced---------- 569,*574*,**655**
percent of total value of specified livestock products **588**

(Page numbers: Text in *"italic,"* charts, maps, and summary tables in "roman," and division and State tables in **"bold face"** type)

Page

Golden seal---------- 699,**795**
Gooseberries---------- *825*,826,**838**
Gourds---------- 699,**795**
Government benefit payments---------- *874*
Grain, cash, farms (1930)---------- *873*,882,**940**
Grains:
  mixed---------- 693,*701*,**752**,*870*
    map---------- 711
    flax and wheat mixture---------- *700*,*701*
    irrigated---------- **814**
  small grains for hay---------- 696,*702*,**777**
    map---------- 713
    percent of total hay acreage---------- **775**
    irrigated---------- **817**
  and seeds (other than corn and wheat)---------- *870*,**898**
  root crops and grains hogged or grazed (other than corn and annual legumes)---------- 697,*703*,**794**,**819**
    See also Wheat, Oats, Barley, etc.
Grapefruit---------- 829,*832*,**863**
  map---------- 835
  conversion factors---------- 825
Grapes---------- 827,*832*,**856**
  map---------- 835
  raisin, table, wine or juice (Arizona and California)--- 832
Grass and clover seed---------- **782**,*870*
Grasses:
  for hay:
    tame, other---------- 696,*702*,**778**
      map---------- 713
      percent of total hay acreage---------- **775**
      farms by acres harvested---------- **778**
      irrigated---------- **816**
    wild---------- 696,*702*,**779**
      map---------- 713
      percent of total hay acreage---------- **775**
      farms by acres harvested---------- **779**
      irrigated---------- **816**
    other tame and wild hay (1935)---------- 696,**779**
  for seed (bent, bluegrass, canary, crested wheatgrass, millet, redtop, ryegrass, Sudan, timothy, etc.) 696,*702*,**783**
    irrigated---------- **817**
Gravel, shell, shale, etc., roads---------- *455*,**542**
  chart---------- 455
  map---------- 460
  by color and tenure of operator---------- 456,**544**
Grazing lands---------- *24*,*559*,*574*
Great Northern beans:
  for all purposes (included with Dry field and seed beans, other)---------- 695,*701*,701,*702*,**766**,**816**
    map---------- 714
  for beans (included with Dry field and seed beans, other)---------- 695,*701*,701,*702*,**767**
Green beans:
  lima---------- 704,**804**
    map---------- 715
  snap, string, or wax---------- 704,**804**
    map---------- 715
    percent of total vegetable acreage---------- **803**
  snap and lima (1920)---------- 704
Greenhouse and nursery products---------- *825*,*826*,*832*,833,**865**
Green manure---------- *702*
Green peas---------- 706,808
  map---------- 716
  percent of total vegetable acreage---------- **803**
Green peas for feed---------- 699
Green peppers, *see* Peppers.
Greens, unspecified---------- 707,**812**
Gross farm income---------- *874*
    See also Value of farm products.
Ground cherries---------- 707
Guam---------- *9*
Guavas---------- 828,**860**
Guineas---------- 575,576
  on hand---------- 568,**680**,**884**
    age and sex groups---------- 566,871

Guineas—Continued
  raised---------- 569,**680**,**891**
  farms reporting on hand and/or raised---------- **680**
  history of enumeration---------- 563
Gumbo (okra)---------- 705,**813**
Gypsum (included with Liming materials)---------- 447-449,*450*,*451*,**494**,**497**

H

Hard-surfaced roads---------- *455*,**542**
  chart---------- 455
  map---------- 460
  by color and tenure of operator---------- 456,**544**
Hatcheries---------- *23*
Hawaii---------- *9*
Hawaiian farm operators (included with Nonwhite operators, other)---------- **215**,**226**
Hay, all kinds---------- 695,*702*,**771**,780
  map---------- 712
  percent of cropland harvested---------- **781**
  percent of total hay acreage represented by individual hay crops---------- **775**
  percent of value of all crops---------- **781**
  irrigated---------- **816**
  hay and forage---------- *870*,898
    See also Alfalfa hay, Annual legumes saved for hay, etc.
Hay, other tame grasses cut for---------- 696,*702*,**778**
  map---------- 713
  percent of total hay acreage---------- **775**
  farms by acres harvested---------- **778**
  irrigated---------- **816**
  other tame and wild hay (1935)---------- 696,**779**
Hay, wild grasses cut for---------- 696,*702*,**779**
  map---------- 713
  percent of total hay acreage---------- **775**
  farms by acres harvested---------- **779**
  irrigated---------- 816
  other tame and wild hay---------- 696,**779**
Hay fever pollen---------- 699
Hazelnuts (included with Filberts and hazelnuts)-- 829,*832*,861
Hegari. *See* Sorghums.
Heifers (included with Cows and heifers)---------- 567,*570*,**599**,**600**,**603**,**606**,**615**
Hemp:
  fiber---------- 698,**795**
  seed---------- 699,**795**,*870*
Herbs---------- 705
Hides, value of (included with Livestock products sold, other)---------- *872*,*873*,882,**905**,**914**,**953**,**979**
Hired labor---------- *442*,*443*,**464**
  chart---------- 442
  map---------- 461
  by color and tenure of operator---------- 444,**466**
  cash wages paid---------- *447*,447,**493**
    chart---------- 447
    map---------- 461
    by color and tenure of operator---------- 445,448,**484**
  farms reporting hired labor and/or cash wages paid-- 446,**467**
History of enumeration of livestock and livestock products---------- 563
Hives of bees---------- 568,*576*,577,585,**682**,**884**
  farms reporting bees and/or honey---------- 577,**682**
  for farms reporting bees and honey---------- **683**
  history of enumeration---------- 563
Hogs and pigs:
  on farms---------- 567,*572*,*573*,585,**636**,**640**,**884**
    chart---------- 572
    maps---------- 580,583
    age and sex groups---------- 566,871
    percent of total inventory value---------- **588**
    rank---------- **636**
    sows and gilts to farrow---------- 568,*573*,573,**637**,**638**,**641**
    other hogs and pigs---------- **637**
  butchered---------- *575*,575,**587**,**658**,**891**
    map---------- 580

(Page numbers: Text in "italic," charts, maps, and summary tables in "roman," and division and State tables in "bold face" type)

Page

Hogs and pigs—Continued
purchased---------- *575*,575,**587**,**661**,**891**
sold---------- *575*,575,**587**,**664**,**891**
map---------- 580
history of enumeration---------- 563
Home electric plant---------- *454*
map---------- 459
by color and tenure of operator---------- 456,**544**
Home farm---------- *10*,*559*
Home gardens---------- *703*,704,**802**
Honeyballs (included with Cantaloups, muskmelons, etc.)---------- 705,**803**,**805**
Honeydews (included with Cantaloups, muskmelons, etc.)---------- 705,**803**,**805**
Honey produced---------- 569,*576*,577,**587**,**683**,**891**
farms reporting bees and/or honey---------- 577,**682**
for farms reporting bees and honey---------- **683**
history of enumeration---------- 563
Hops---------- 698,*703*,**795**
irrigated---------- **818**
Horsebeans:
for all purposes (included with Vetches, velvetbeans, etc.)---------- 694,*701*,*702*,**766**,**769**,**817**
for beans (included with Vetches, velvetbeans, etc.)---------- 694,*701*,*702*,**766**
for hay (included with Annual legumes saved for hay)---------- 695,*702*,**772**,**775**,**816**
green---------- 707
Horse farms (included with Horse farm, feed lot, or livestock dealer) (1930)---------- 882,**940**
Horseradish---------- 705,**812**
Horses and colts on farms---------- *561*,567,**590**,**594**,**884**
maps---------- 580,583
age and sex groups---------- 566,871
rank---------- **590**
history of enumeration---------- 563
Horses and mules on farms---------- *561*,567,**584**,**589**,**595**
charts---------- 452,561,562
maps---------- 580,583
age and sex groups---------- 566,871
acreage in crops per horse or mule---------- **45**,*561*,**589**
decrease in number of horses and mules per unit increase in tractors---------- **513**
percent of total livestock inventory value---------- **588**
history of enumeration---------- 563
Horticultural specialties----- *825*,*832*,833,**864**,*870*,*872*,**898**,**905**
average value per farm---------- **1020**
percent of all farm products---------- **1020**
for farms with sales of horticultural specialties major source of income---------- *874*,882,**927**,**966**,**1021**
map---------- 879
average value of horticultural specialties sold------ **1023**
for farms by major source of income---------- 882,**953**
average value of all farm products---------- **1023**
for farms by total value of farm products---------- **979**
fruits and nuts and horticultural specialties------- 691,824
Hothouse crops (included with Crops grown under glass, etc.)---------- *825*,*832*,833,**864**
See also Horticultural specialties.
Hot peppers---------- 706,**813**
Hybrid corn---------- *699*

I

Idle or fallow cropland---------- *24*,34,**40**,**42**
map---------- 31
average acreage per farm---------- **44**,**45**
percent of all land in farms---------- **46**
percent distribution---------- **47**
by color and/or tenure of operator:
color and tenure---------- *137*,146,153,**165**
for farms of nonwhite operators by tenure and race---------- 157,**216**,**220**,**223**,**225**

Page

Idle or fallow cropland—Continued
by size of farm---------- 75,79,**82**
on irrigated farms---------- **63**
by tenure of operator---------- 160,**231**
Implements and machinery:
expenditures for---------- 447,*450*,**493**
chart---------- 447
map---------- 461
by color and tenure of operator---------- 448,**496**
average per farm reporting---------- 449
percent of all farms---------- 449
value---------- *26-28*,35,**49**,**50**
charts---------- 26,27
maps---------- 29,30
average per farm---------- **50**
by color and/or tenure of operator:
color and tenure---------- 148,156,**194**
for farms of nonwhite operators by tenure and race---------- 157,158,**216**,**220**,**223**,**225**
by size of farm---------- *71*,75,80,**83**
on irrigated farms---------- 36,**63**
by tenure of operator---------- 160,**231**
Improved dirt roads---------- *455*,**542**
chart---------- 455
map---------- 460
by color and tenure of operator---------- 456,**544**
Improved land (1920)---------- *24*,34
by color and tenure of operator (1920)---------- 153
by size of farm (1920)---------- 79
Income, farm. *See* Value of farm products.
Indebtedness, farm mortgage---------- *237*,*238*,*240*
chart---------- 240
maps---------- 244,245
for farms of full owners and of part owners:
by color---------- 251
by color and rate of interest---------- 252
irrigated farms---------- 254
for farms of full owners---------- 288,290,294,**311**
by rate of interest and color---------- **300**
by value of farm (1930)---------- 253
irrigated farms---------- **313**
for farms of part owners---------- **292**,**293**
irrigated farms---------- **313**
by tenure of operator (all tenures) (1935)---------- **310**
Indian farm operators---------- *135*,*139*,*237*
map---------- 144
by tenure---------- 214,**220**
Indian reservations---------- *68*,*71*
Institutional farms (1930)---------- *873*,882,**940**
Instructions to enumerators---------- *10*,*1047-1067*
Interest rate on first mortgage---------- *240*,*241*
map---------- 245
for full owners and part owners:
by color---------- 251,252
irrigated farms---------- 254
for full owners---------- **289**,**295**,**296**
by color---------- **291**,**297**,**300**
ratio of charges to debt---------- 251,**294**
by value of farm (1930)---------- *241*,253
irrigated farms---------- **313**
for part owners---------- **292**,**298**
by color---------- **293**,**299**
irrigated farms---------- **313**
Interplanted crops---------- *702*
Interpretation of value statistics---------- *874*
Irish potatoes---------- *703*,704,**796**,**798**,**898**
map---------- 715
farms by acres harvested---------- **796**
(Special tabulation by counties available.)
irrigated---------- **817**
farms by quantity harvested (1935)---------- **799**
Irrigated cropland harvested---------- *28*,34,**61**,**62**
map---------- 31

(Page numbers: Text in *"italic,"* charts, maps, and summary tables in "roman," and division and State tables in **"bold face"** type)

Page

Irrigated crops, specified---------- *10,690*,**814**
See also individual crops.
Irrigated farms---------- *28*,34,36,**61**,**62**
chart---------- 28
by tenure of operator---------- *160*,160,**231**,**234**
See also Cash rent, Farm mortgages, and Farm taxes.
Irrigated land in farms---------- 36,**61**
chart---------- 28
by tenure of operator---------- 160,**231**
See also Cash rent, Farm mortgages, and Farm taxes.
Irrigated land in fruit orchards---------- **819**,**841**
Irrigated pasture---------- *28*,34,**61**,**63**
Irrigation Census---------- *10*
Italian green sprouting broccoli---------- 704,**805**

J

Japan clover (lespedeza):
for hay---------- 695,*702*,**774**
map---------- 713
percent of total hay acreage---------- **775**
farms by acres harvested---------- **774**
irrigated---------- **817**
for seed---------- 696,*702*,**783**
irrigated---------- **817**
Japanese farm operators---------- *135*,*139*,*237*,*323*
map---------- 144
by tenure of operator---------- 157,158,**215**,**223**
Japanese persimmons---------- *824*,828,**860**
Japanese walnuts---------- 829,**861**
Jerusalem artichokes for feed---------- 699
Johnson grass for hay (included with Hay, other tame grasses cut for)---------- 696,*702*,**775**,**778**,**816**
Juice or wine grapes (Arizona and California)---------- *832*,832
Jujubes---------- 828,**860**

K

Kale---------- 705,**812**
Kale for feed---------- 699,**795**
Kafir. *See* Sorghums.
Kerosene, expenditures for (included with Expenditures for gasoline, distillate, kerosene, and oil)- 447,448,*450*,**495**,**497**
Kidney beans:
for all purposes (included with Dry field and seed beans, other)---------- 695,*701*,701,*702*,**766**,**816**
for beans (included with Dry field and seed beans, other)---------- 695,*701*,701,*702*,**767**
Kids (included with Goats and kids)---------- 566,568,569,*574*,**585**,**588**,**652**,**654**,871,*872*,**884**
Kind of road---------- *455*,**542**
chart---------- 455
maps---------- 460
by color and tenure of operator---------- 456,**544**
Kobe lespedeza, *see* Lespedeza.
Kohlrabi---------- 707,**812**
Korean farm operators (included with Nonwhite farm operators, other)---------- 157,158,**215**,**226**
Korean lespedeza, *see* Lespedeza.
Kudzu---------- 699,**795**
Kumquats---------- 830,**863**

L

Labor, farm:
persons working specified dates---------- *442*,*443*,**464**
chart---------- 442
map (hired labor)---------- 461
by color and tenure of operator---------- 444,**466**
cash wages paid for hired labor---------- *447*,447,**493**
chart---------- 447
map---------- 461
by color and tenure of operator-------- 445,448,449,**484**,**496**
farms reporting hired labor and/or cash wages paid-- 446,**467**
Ladino clover, *see* Clover.
Lambs, *see* Sheep and lambs.

Page

Land and buildings, value---------- *26-28*,35,**39**,**48**,**50**,**51**
charts---------- 26-28
maps---------- 29,30,32
by color and/or tenure of operator:
color and tenure---------- *139*,148,154,**194**
for farms of nonwhite operators by tenure and race---------- 157,158,**216**,**220**,**223**,**225**
by size of farm---------- *71*,75,78,**83**
average per acre---------- 80
average per farm---------- 80
on irrigated farms---------- 36,**63**
by tenure of operator---------- 160,**231**
Land area of the United States---------- *22*,33,**38**
number of sheep and lambs per 1,000 acres---------- **645**
Land available for crops---------- 34,**41**,**43**
average per farm---------- **45**
percent of all land in farms---------- **46**
percent distribution---------- **47**
by color and tenure of operator---------- 147,**165**
by size of farm---------- 75
Land, by tenure under which operated---------- 159
chart---------- 138
maps---------- 142
Land by use---------- *24*,*25*,*68*,*71*
Land in farms:
charts---------- 24,25
maps---------- 29,31
total---------- *23-26*,33,34,**38**,**40**,**51**
average per capita---------- 33,**37**
average per farm---------- **44**,**81**
by color and/or tenure of operator:
color and tenure---------- *137-139*,146,148,152,**164**
nonwhite operators by tenure and race---------- 157,158,**216**,**220**,**223**,**225**
owned and rented acreage for part owners---------- 159,**208**
tenure under which land is operated---------- 159
chart---------- 138
maps---------- 142
by size of farm---------- *68*,*71*,75,76,**82**
charts---------- 69,70
map---------- 74
classes of land:
according to use---------- *24*
improved---------- *24*,34
by color and tenure of operator---------- *137*,146,152,**164**
by size of farm---------- *68*,*71*,75,78,**82**
irrigated---------- 36,**61**,**62**
by tenure of operator---------- 160,**231**
See also Cash rent, Mortgages, and Taxes.
Land in fruit orchards, vineyards, and planted nut trees---------- *825*,*826*,827,**840**
map---------- 834
farms by acres harvested---------- **840**
irrigated---------- **819**,**841**
Land neither owned nor leased---------- *24*,*68*,68,*71*
Land used for crops---------- 34,**41**,**43**
average per farm---------- **45**
per mature horse or mule---------- **45**,*561*,**589**
percent of all land in farms---------- **46**
percent distribution---------- **47**
by color and/or tenure of operator:
color and tenure---------- 147,**165**
for farms of nonwhite operators by tenure and race---- 157
by size of farm---------- 75,**83**
See also Cropland harvested, Crop failure, etc.
Leeks (included with Onions, green, and shallots)----- 706,**808**
Legal basis for the Census---------- *9*
Legumes, annual:
for all purposes---------- *701*,*702*
farms reporting---------- 694,**770**
for beans, peas, or seed---------- *870*
See also Soybeans, Cowpeas, etc.
duplicated acreage---------- *690*
for green manure---------- *702*

(Page numbers: Text in "*italic*," charts, maps, and summary tables in "roman," and division and State tables in "**bold face**" type)

Page

Legumes, annual—Continued
for hay---------- 695,*702*,**772**
map---------- 713
percent of total hay acreage---------- **775**
farms by acres harvested---------- **772**
irrigated---------- **816**
for silage (included with Silage crops, other than corn and sorghums)---------- 697,*703*,**794**,**819**
See also Cowpeas, Peanuts, Soybeans, etc.
Lemons---------- 829,**863**
map---------- 835
conversion factors---------- 825
Lemors---------- 830
Lentils:
for all purposes (included with Dry field and seed beans, other)---------- 695,*701*,701,*702*,**766**,**816**
for seed (included with Dry field and seed beans, other)---------- 695,*701*,701,*702*,**767**
Lespedeza:
for hay---------- 695,*702*,**774**
map---------- 713
percent of total hay acreage---------- **775**
farms by acres harvested---------- **774**
irrigated---------- **817**
for seed---------- 696,*702*,**783**
irrigated---------- **817**
sweetclover and lespedeza cut for hay (1935)-------- 695,**775**
Lettuce---------- 705,**807**
map---------- 716
percent of total vegetable acreage---------- **803**
Lima beans:
dry (Arizona and California)---------- 701
dry, all States (included with Dry field and seed beans, other)---------- 695,*701*,*702*,**766**,**816**
green---------- 704,**804**
map---------- 715
snap and lima (1920)---------- 704
Lime (included with Liming materials)---------- 447,448,449,*450*,*451*,**494**,**497**
Limequats---------- 830,**863**
Limes---------- 830,**863**
Limestone (included with Liming materials)---------- 447,448,449,*450*,*451*,**494**,**497**
Liming materials---------- 447,*450*,*451*,**494**,**495**,**497**
chart---------- 447
map---------- 461
by color and tenure of operator---------- 448
average expenditure per farm reporting---------- 449
average expenditure per ton---------- 449
percent of all farms reporting---------- 449
Lint cotton---------- 696,*703*,**784**,**898**
maps---------- 709,**912**
irrigated---------- **818**
(Special tabulation by bale groups by counties available.)
Litchi---------- 828
Livestock:
on farms---------- *559*,*869*,*870*
age and sex groups---------- 566,871
farms reporting horses, mules, cattle, sheep, and/or hogs---------- **589**
on open range---------- *559*,*574*
value---------- *26*,*28*,35,**49**,*560*,*561*,567,*869*,*870*,**884**
charts---------- 26,27
maps---------- 29,30,578,880
definition---------- *869*
purchased---------- *575*,575,**587**,**660**,**891**
slaughtered---------- *575*,575,**587**,**656**,**891**
sold, *see* Livestock sold alive; and Livestock sold or traded.
history of enumeration---------- 563
Livestock and livestock products sold or traded--- *869*,*870*,**905**
maps---------- 579,880
for farms classified by major source of income------ 882,**914**
for farms classified by type of farm (1930)--------- 882,**927**

Page

Livestock dealer farms (included with Horse farm, feed lot, etc.) (1930)---------- 882,**940**
Livestock products, other than dairy or poultry, sold or traded---------- *870*,*872*,882,**905**
percent of all farm products---------- **1020**
farms with sales of other livestock products major source of income---------- *873*,882,**914**,**953**,**1021**
map---------- 878
average value of other livestock products sold------- **1022**
for farms classified by major source of income------ 882,**953**
average value of all farm products---------- **1022**
for farms by total value of farm products---------- **979**
Livestock products sold or traded---------- *870*,*882*,**905**
map---------- 876
for farms classified by major source of income---------- **914**
for farms classified by type (1930)---------- **927**
See also Dairy products sold or traded, Poultry and poultry products, and Livestock products, other.
Livestock products, value of---------- 569,*869*,*870*,**891**
definition---------- *869*
See also Dairy products, Poultry and poultry products, etc.
Livestock sold alive---------- *575*,575,**662**,**891**
history of enumeration---------- 563
Livestock sold or traded, value---------- **905**
map---------- **876**
average per farm---------- **1019**
percent of all farm products---------- **1020**
definition---------- *869*
for farms by major source of income---------- 882,**914**,**953**
average value of all farm products---------- **1020**
for farms by type of farm (1930)---------- 882,**927**
for farms by total value of products---------- **979**
farms with livestock sales major source of income---------- *872*,882,**914**,**953**,**1021**
map---------- **878**
average value of livestock sold or traded---------- **1022**
Lodgers, receipts from (included with Receipts from lodgers, boarders, and campers) (1930)---------- *873*
Lodging and boarding farms (1930)---------- 882,**940**
Loganberries---------- *825*,826,**838**
Loquats---------- 828,**860**
conversion factors---------- 825
Lupines for seed---------- 699

M

Macadam roads (included with Hard-surfaced roads)---- *455*,456,**542**,**544**
Macaroni, durum and---------- 692,*700*,**734**
irrigated---------- **815**
See also Small grain hay.
Machinery, farm:
automobiles, motortrucks, and tractors on farms---------- *451*,*452*,*453*,**512**,**513**
charts (tractors)---------- 452
maps---------- 458,459
by color and tenure of operator---------- 452,454
by year of latest model:
charts---------- 451,452
maps---------- 458,459
by color and tenure of operator----- 453,455,**514**,**522**,**532**
expenditures for implements and machinery------- 447,*450*,**493**
chart---------- 447
map---------- 461
by color and tenure of operator---------- 448,**496**
average per farm reporting---------- 449
percent of all farms reporting---------- 449
value of implements and machinery---------- *26*-*28*,35,**49**,**50**
charts---------- 26,27
maps---------- 29,30
average per farm---------- **50**
by color and/or tenure of operator:
color and tenure---------- 148,149,156,**194**
for farms of nonwhite operators by tenure and race---------- 157,158,**216**,**220**,**223**,**225**
by size of farm---------- *71*,75,80,**83**

(Page numbers: Text in *"italic,"* charts, maps, and summary tables in "roman," and division and State tables in **"bold face"** type)

Page

Machinery, farm—Continued
on irrigated farms---------- 36,**63**
by tenure of operator---------- 160,**231**
Major source of income---------- *869,873,874*,882,**914,953**
Mammoth clover, *see* Clover.
Managed land---------- 159
chart---------- 138
Managers---------- **161**
charts---------- 138,140
map---------- 143
definition---------- *135,237,323*
by color of operator---------- **162,163**
by age and color---------- 328,**359**
Mandarins (included with Tangerines and mandarins)---- *832*,**862**
conversion factors---------- 825
Mangels for feed---------- 699
Mangerines---------- 830
Mangoes---------- *824*,828,**860**
Manure---------- *450*
Manure, green---------- *702*
Maple products (sirup and/or sugar)---------- 697,*703*,**792**,*870*
Maps:
farms and farm property---------- *28*,29
size of farms---------- 72
color and/or tenure of operator---------- *141*,142
farm mortgages---------- 243
work off farm, age, and years on farms---------- 338
cooperation, labor, expenditures, facilities, and residence---------- 458
livestock and livestock products---------- 578
field crops and vegetables---------- *690*,707
fruits and nuts---------- 833
value of farm products---------- 875
Marjoram---------- 707
Marketing, cooperative---------- *441,442*
chart---------- 441
maps---------- 460
by tenure of operator---------- 442,**462**
Marl (included with Liming materials)---------- 447-449,*450,451*,**495,497**
Marsh grapefruit, *see* Grapefruit, seedless.
Marsh grasses (included with Wild hay)---- 696,*702*,**775,779,816**
Meadow grass for hay (included with Hay, other tame)---------- 696,*702*,**775,778,816**
Meat, value of (included with Livestock products sold or traded, other)---------- *872,873*,882,**905,914,953,979**
Median interest rate---------- *240,241*,251,252,**296-299**
Median year of latest model by color and tenure of operator:
automobiles---------- 453,**514**
motortrucks---------- 453,**522**
tractors---------- 455,**532**
Medicinal crops---------- 698,699,**795**
See also individual crops.
Melons:
cantaloups, muskmelons, honeyballs, honeydews, casabas, Persian, etc.---------- 705,**803,805**
map---------- 716
citrons---------- 707,**812**
watermelons---------- 706,**803,811**
map---------- 716
Melons for feed---------- 699,**795**
Method of canvass---------- *11*
Method of tabulation---------- *11,14*
Mexican farm operators (included with White farm operators)---------- *135,139*,**214**,*237,323*
Milk:
produced---------- 569,*570*,**604,608**
map---------- 581
by number of cows milked---------- **614**
(Special tabulation by counties available.)
sold as whole milk---------- 569,**610,612**,*870*,**891**
map---------- 581
by number of cows milked---------- **615**
(Special tabulation by counties available.)
history of enumeration---------- 563

Page

Milk cows and heifers---------- 567,**600,606,615**
chart---------- 570
age and sex groups---------- 566,871
history of enumeration---------- 563
Millet:
for hay (included with Hay, other tame)---------- 696,*702*,**775,778,816**
for seed (included with Grasses for seed)--- 696,*702*,**783**,817
Milo maize. *See* Sorghums.
Mink:
on farms (females)---------- 568,*577*,577,**684,884**
age and sex groups---------- 566,871
pelts taken---------- 569,577,**684**,891
farms reporting females on farm and/or pelts taken-- 577,**684**
history of enumeration---------- 563
Minor civil divisions---------- *11-14*
Mint---------- 707,**813**
Mint for oil---------- 698,*703*,**795**
irrigated---------- **819**
Mixed grains---------- 693,*701*,**752**,*870*
map---------- 711
irrigated---------- **814**
flax and wheat mixture---------- *700,701*
Mixed vegetables---------- 706,**811**
Model of automobiles, motortrucks, and tractors, year of latest---------- *453,454*
charts---------- 451,452
maps---------- 458,459
by color and tenure of operator---------- 453,455,**514,522,532**
Mohair produced---------- 569,*574*,**586,655,891**
percent of total value of livestock products---------- **588**
history of enumeration---------- 563
Mortgage debt on farms---------- *237,238,240*
chart---------- 240
maps---------- 244,245
for farms of full owners and of part owners:
by color of operator---------- 251
by color of operator and rate of interest---------- 252
irrigated farms---------- 254
for farms of full owners---------- **288,290,294,311**
by color of operator and rate of interest---------- **300**
by rate of interest---------- **295,296,297**
by value of farm (1930)---------- 253
irrigated farms---------- **313**
for farms of part owners---------- **292,293**
by rate of interest---------- **298,299**
irrigated farms---------- **313**
by tenure of operator (all tenures) (1935)---------- **310**
Mortgage status---------- *237-240*
charts---------- 238,239
map---------- 243
of all owners---------- **256**
of full owners and of part owners:
by color---------- 247,250
irrigated farms---------- 254,**312**
of full owners---------- **311**
by age and color---------- 248,**258**
by color---------- **282**
by value of farm (1930)---------- 253
of part owners:
by age and color---------- 249,**274**
by color---------- **285**
by tenure of operator (all tenures)(1935)---------- **310**
Mortgage survey---------- *237*
Motortrucks on farms---------- *451*,**512**
map---------- 459
by color and tenure of operator---------- 452,453,**522**
by year of latest model---------- *453*
chart---------- 451
by color and tenure of operator---------- 453,**522**
Mules and mule colts---------- *561*,567,**592,596,884**
chart---------- 562
maps---------- 580,583
acreage in crops per horse or mule---------- **45**,*561*,**589**
age and sex groups---------- 566,871

(Page numbers: Text in "*italic*," charts, maps, and summary tables in "roman," and division and State tables in "**bold face**" type)

Page

Mules and mule colts—Continued
decrease in number of horses and mules per unit increase in tractors---- **513**
rank---- **592**
history of enumeration---- 563
Multiple-farm unit schedule---- *10*
Mung beans:
for all purposes (included with Vetches, velvetbeans, mung and horse beans)---- 694,*701*,*702*,**766**,**769**,**817**
for beans (included with Vetches, velvetbeans, mung and horse beans)---- 694,*701*,*702*,**766**
for hay (included with Annual legumes saved for hay)---- 695,*702*,**772**,**775**,**816**
Mushroom cellars---- *23*,*825*,*832*
Mushrooms (included with Crops grown under glass, etc.)---- *832*,833,**864**
Muskmelons (included with Cantaloups, muskmelons, honeyballs, etc.)---- 705,**803**,**805**
Mustard greens---- 707,**813**
Mustard seed---- 698,**795**,*870*

N

Nappa---- 707
Navel oranges---- **862**
Navy beans:
for all purposes (included with Dry field and seed beans, other)---- 695,*701*,701,*702*,**766**,**816**
for beans (included with Dry field and seed beans, other)---- 695,*701*,701,*702*,**767**
Nectarines---- 827,**855**
conversion factors---- 825
Negro farm operators---- *135*,*139*,*237*,*323*
chart---- 141
map---- 144
by tenure---- 157,158,**214**,**216**
Net income---- *874*
Nonfarm work---- *325-327*,**342**
by color and tenure of operator---- 324,326,**344**
Nonwhite farm operators---- *135*,*139*,**214**,*237*,*323*
charts---- 140,141
maps---- 142,144,145
by race and tenure---- 157,158,**214**,**216**,**220**,**223**,**225**
Nursery products---- *825*,*826*,*832*,833,**865**
Nuts---- *824*,829,*832*
maps---- 834,835
farms reporting---- **841**
fruits and nuts and horticultural specialties---- 691,824
other and unspecified---- 829,**861**
fruits and nuts produced, value of---- *870*,**898**
sold or traded (included with Fruits and nuts sold or traded)---- *871*,882,**905**,**953**,**966**,**979**
land in (included with Land in fruit orchards, vineyards, and planted nut trees)---- 819,*825*,*826*,827,**840**
See also individual nuts.

O

Oats---- *700*
for grain---- 693,**739**
percent of value of all crops---- **739**
rank---- **739**
cut and fed unthreshed---- 693,**741**
map---- 711
irrigated---- **815**
threshed---- 693,**740**,**742**,**870**
map---- 711
percent of value of all crops---- **739**
farms by acres harvested---- **740**
irrigated---- **814**
for silage (included with Silage crops other than corn and sorghums)---- 697,*703*,**794**,**819**
See also Small grains for hay.
Occupancy, farm (years on farm)---- *330*,*331*,337
chart---- 330

Page

Occupancy, farm (years on farm)—Continued
maps---- 340,341
by color and/or tenure of operator:
maps (tenure)---- 341
color and tenure---- 332,336,**392**
percent distribution---- **422**
Off-farm work---- *323*,*325-327*,**342**
chart---- 325
maps---- 338
by color and tenure of operator---- 324,326,**344**
farms (acres and value) of operators reporting 100 or more days of off-farm work---- 326,**354**
by number of days worked---- 326
Office procedure---- *11*,*14*
Oil, expenditures for (included with Expenditures for gasoline, distillate, kerosene, and oil)- 447,448,*450*,**495**,**497**
Okra (gumbo)---- 705,**813**
Olives---- 828,**860**
Onions:
dry---- 705,**807**
map---- 716
percent of total vegetable acreage---- 803
green, and shallots---- 706,**808**
Operator, farm:
definition---- *135*,*237*,*323*
age---- *327*,*330*
chart---- 327
maps---- 339,341
by color and/or tenure:
color and tenure---- 328,**359**
tenure---- **377**
color and/or tenure:
color and tenure-- *135-139*,*141*,146,148,150,151,**162**,**163**,**164**
charts---- 141
color:
charts---- 140,141
maps---- 142,144,145
tenure---- **161**
charts---- 138,140
maps---- 142,143,145
race---- *135*,*139*
chart (Negro farm operators)---- 141
maps---- 144
nonwhite by tenure---- 157,158,**214**,**216**,**220**,**223**,**225**
residence---- *457*,**543**
by color and tenure of operator---- 457,**544**
See also Farm mortgages, Work off farm, and Years on farm.
Oranges---- 829,*832*,**862**
map---- 835
conversion factors---- 825
Oranges, other (including satsumas, tangerines, etc.)---- **862**
Orchard fruits, all---- 827
farms reporting---- **841**
conversion factors---- *824*,825
See also Apples, Cherries, Peaches, etc.
Orchard grass:
for hay (included with Hay, other tame)---- 696,*702*,**775**,**778**,**816**
for seed (included with Grass seed)---- 696,**783**,**817**,*870*
Orchards, land in fruit (included with Land in fruit orchards, vineyards, and planted nut trees) 819,*825*,*826*,827,**840**
Oriental Indian farm operators (included with Nonwhite farm operators, other)---- 157,158,**215**,**226**
Outlying possessions---- *9*
Owned portion of farms of part owners---- *141*,159,**208**,*237*,*238*
by mortgage status:
by color---- 250,**285**
irrigated farms---- 254,**312**
mortgaged farms---- **292**
by color of operator---- 251,**293**
by color of operator and rate of interest---- 252
irrigated farms---- 254,**313**

(Page numbers: Text in *"italic,"* charts, maps, and summary tables in "roman," and division and State tables in **"bold face"** type)

Page

Owned portion of farms of part owners—Continued
for farms reporting real-estate taxes---------- 254,**318**
for farms reporting personal-property taxes--------- 255,**319**
for irrigated farms reporting taxes---------- 255
Owner-operated land---------- 159
chart---------- 138
See also Full owners and Part owners.
Owners:
chart---------- 140
definition---------- *323*
by age---------- **377**
by age and color---------- 328,**359**
mortgaged farms:
by color of operator---------- 251
by color of operator and rate of interest---------- 252
irrigated---------- 254,**313**
mortgage status---------- **256**
by color of operator---------- 247,250
irrigated farms---------- 254,**312**
See also Full owners and Part owners.
Owner's equity---------- *240*,251,**288-293,300**
on irrigated farms---------- 254,**313**
Owning no additional land, farms of operators---------- *237,240*
mortgaged farms of full owners and of part owners---------- **289,291,292,293**
irrigated farms---------- **313**
mortgage status, full owners and part owners, by color-- 250
for farms reporting real-estate taxes (full owners and part owners)---------- **315,317,318**

P

Paddy rice---------- 693,*700,701*,**759**,*870*
map---------- 712
irrigated---------- **816**
Papayas---------- 828,**860**
Parsley, greens---------- 706,**808**
Parsley (root)---------- 707
Parsnips---------- 706,**808**
Part owners---------- 159,**161,208**
chart---------- 138
maps---------- 142,143
definition---------- *135,237,323*
by age and color---------- 328,**359**
by color---------- **162,163**
cash rent paid---------- **228**
by color of operator---------- 159
for irrigated farms---------- 160,**234**
for irrigated farms---------- 160,**234**
mortgaged farms---------- **292,293**
by rate of interest---------- **298,299**
irrigated---------- **313**
mortgage status---------- *237,240*
by age and color of operator---------- 249,**274**
by color of operator---------- **285**
Part-time farmers---------- *323,326,873*
Part-time farms (1930)---------- *873*,882,**940**
Part-time work off farm---------- *323,325-327*,**342**
by color and tenure of operator---------- 324,326,**344**
Partnerships---------- *22*
Pasture:
other than plowable and woodland (1935)---------- 34,**43**
plowable---------- *24*,34,**40,42**
map---------- 31
average per farm---------- **44,45**
percent of all land in farms---------- **46**
percent distribution---------- **47**
by color and/or tenure of operator:
color and tenure---------- *137*,147,**165**
for farms of nonwhite operators by tenure and race---------- 157,**216,220,223,225**
by size of farm---------- 75,79,**83**
for irrigated farms---------- **63**
by tenure of operator---------- 160,**231**
irrigated---------- *28*,34,**61,63**
woodland (1935)---------- 34,**42**

Page

Payments, Government benefit---------- *872,874*
Pea beans:
for all purposes (included with Dry field and seed beans, other)---------- 695,*701*,701,*702*,**766,816**
for beans (included with Dry field and seed beans, other)---------- 695,*701*,701,*702*,**767**
Peaches---------- 827,*831*,**850**
map---------- 834
clingstone and freestone (Arizona and California)------- 831
conversion factors---------- 825
Peanuts:
for all purposes---------- 694,*701,702*,**764**
map---------- 714
percent of all farms reporting---------- **770**
percent of cropland harvested (acreage grown alone)--- **770**
percent increase or decrease in acreage grown alone--- **770**
farms by acres harvested---------- **764**
irrigated---------- **817**
for nuts---------- 694,*701,702*,**765**
map---------- 714
irrigated---------- **817**
for hay (included with Annual legumes saved for hay)---------- 695,*702*,**772,775,816**
Pears---------- *825*,827,*831*,**852**
map---------- 834
Bartlett (for specified States)---------- 831
conversion factors---------- 825,*831*
Peas:
dry field and seed:
for all purposes---------- 695,*701,702*,**768,816**
map---------- 714
for peas---------- 695,*701,702*,768
for hay (included with Annual legumes saved for hay)---------- 695,*702*,**772,775,816**
green---------- 706,**808**
map---------- 716
percent of total vegetable acreage---------- **803**
Peas (green) for feed---------- 699
Pecans---------- *825,826*,829,*832*,**858**
map---------- 835
Pelts taken (silver fox and mink)--------- 569,*577*,577,**684,891**
farms reporting females on hand and/or pelts taken-- 577,**684**
Pennyweed seed---------- 699
Peppermint, *see* Mint.
Peppers:
hot---------- 706,**813**
sweet and pimientos---------- 706,**809**
hot and sweet (1930)---------- 706
Persian melons (included with Cantaloups, muskmelons, honeyballs, etc.)---------- 705,**803,805**
Persian walnuts, English or---------- *824*,829,*832*,861
map---------- 835
Persimmons, Japanese---------- *824*,828,**860**
Personal-property taxes---------- *242*
for farms of full owners and of part owners----- 254,255,**319**
irrigated farms---------- 255,**320**
for farms of full owners:
by value of farm (1930)---------- 255
Pheasants---------- *575,576*
on hand---------- 568,**681,884**
age and sex groups---------- 566,871
raised---------- 569,**681,891**
farms reporting on hand and/or raised---------- **681**
history of enumeration---------- 563
Philippine Islands---------- *9*
Piecework (included with Hired labor, other)---------- 445,**467**
Pigeons---------- *575,576*
on hand---------- 568,**680,884**
age and sex groups---------- 566,871
raised---------- 569,**680,891**
farms reporting on hand and/or raised---------- **680**
history of enumeration---------- 563
Pigs, *see* Hogs and pigs.
Pimientos---------- 706,**809**
Pineapples---------- *824*,828,**860**

(Page numbers: Text in "*italic*," charts, maps, and summary tables in "roman," and division and State tables in "**bold face**" type)

Page

Pink beans:
for all purposes (included with Dry field and seed beans, other)---------- 695,*701*,701,*702*,**766**,**816**
for beans (included with Dry field and seed beans, other)---------- 695,*701*,701,*702*,**767**
Pinto beans:
for all purposes (included with Dry field and seed beans, other)---------- 695,*701*,701,*702*,**766**,**816**
for beans (included with Dry field and seed beans, other)---------- 695,*701*,701,*702*,**767**
Pistachios---------- 829,**861**
Plantation Schedule---------- *10*
Plants grown in the open (included with Flower and vegetable seeds, bulbs, and flowers and plants grown in the open)---------- *832*,833,**865**
Plants grown under glass (included with Crops grown under glass, etc.)---------- *832*,833,**864**
Plowable pasture---------- *24*,34,40,42
map---------- 31
average acreage per farm---------- **44**,**45**
percent of all land in farms---------- **46**
percent distribution---------- **47**
by color and/or tenure of operator:
color and tenure---------- *137*,147,153,**165**
for farms of nonwhite operators by tenure and race---------- 157,**216**,**220**,**223**,**225**
by size of farm---------- 75,79,**83**
for irrigated farms---------- **63**
by tenure of operator---------- 160,**231**
Plumcots---------- 828,**860**
Plums (Arizona and California)---------- 831
Plums and prunes---------- 827,*831*,**854**
map---------- 835
conversion factors---------- 825,*831*
Pomegranates---------- 828,**860**
Popcorn---------- 697,*703*,**793**
irrigated---------- **819**
Poppy seed---------- 699
Population---------- *21*,*22*,33,51
chart---------- 21
farm---------- *22*,33,**37**
chart---------- 21
maps---------- 29,30
average per capita (all land in farms)---------- **37**
average per capita (cropland harvested)---------- **37**
average value of farm products sold, traded, or used per capita---------- **37**
rural---------- 33
maps---------- 29,30
rural-farm---------- 33,**37**
urban-farm---------- 33,**37**
Potatoes:
Irish---------- *703*,704,**796**,**798**,**898**
map---------- 715
farms by acres harvested---------- **796**
(Special tabulation by counties available.)
irrigated---------- **817**
farms by quantity harvested (1935)---------- **799**
sweet---------- *703*,704,**800**,**898**
map---------- 715
farms by acres harvested---------- **800**
irrigated---------- **818**
Poultry and poultry products:
farms reporting poultry on hand and/or raised---------- **666**
poultry farms (1930)---------- 882,**927**
sold or traded---------- *872*,**905**
map---------- 880
average value per farm---------- **1019**
percent of all farm products---------- **1020**
farms with sales of poultry and poultry products major source of income---------- 882,**914**,**953**,**1021**
map---------- 878
average value of poultry and poultry products------ **1022**

Page

Poultry and poultry products—Continued
sold or traded—Continued
for farms by major source of income---------- 882,**953**
average value of all farm products---------- **1022**
for farms by total value of farm products---------- **979**
Poultry on hand---------- *575*,*576*
all poultry, value of---------- 568,**585**,**884**
maps---------- 582,880
percent of total livestock inventory value---------- **588**
by kind---------- 568
age and sex groups---------- 566,871
farms reporting poultry on hand and/or raised---------- **666**
other and unspecified---------- 568,*576*,**681**,*870*
See also Chickens, Ducks, Geese, etc.
Poultry products---------- *575*,*576*
percent of total value of specified livestock products-- **588**
poultry raised---------- 569,**587**,**891**
by kind---------- 569,891
farms reporting poultry on hand and/or raised--------- **666**
See also Chickens, Turkeys, Ducks, Geese, etc.; and Chicken eggs produced, Chicken eggs sold, and Chickens sold.
Power line, electric, within 1/4 mile of farm dwelling *454*,**541**
map---------- 459
by color and tenure of operator---------- 456,**544**
Prairie grasses (included with Hay, wild)---------- 696,*702*,**775**,**779**,816
Press releases---------- *16*
Prices, unit, of agricultural products---------- *26*,*560*,*690*,*823*,*869*,*870*
See also Value of farm products.
Principal source of income, farms by (1900)---------- *874*,874
(For 1940, *see* Major source of income.)
Products, farm, used by farm households------ *870*,*873*,**905**,1018
map---------- 877
farms with products used by farm households major source of income---------- *873*,882,**927**,**966**,**1021**
map---------- 879
average value of farm products used by farm households---------- **1023**
for farms by major source of income---------- 882,**914**,**953**
average value of all farm products---------- **1023**
for farms by type of farm (1930)---------- **927**
for farms by total value of products---------- **979**
Products, farm, value of:
all farm products---------- **891**,**898**
not fed to livestock, by principal source of income (1900)---------- *874*,874
sold, traded, or used by farm households------- *872*,**905**,**1018**
maps---------- 30,875,881
percent distribution by source of income---------- **1020**
for farms by major source of income---------- 882,**914**,**953**
maps---------- 878,879
average value per farm---------- **1022**
for farms by type of farm (1930)---------- 882,**927**
for farms by total value of farm products---------- **979**
average per capita---------- 33,**37**
sold or traded---------- **1019**
See also individual items.
Property, farm, value of specified:
farms (land and buildings)---------- *26*-*28*,35,**39**,**48**,**50**,**51**
charts---------- 26-28
maps---------- 29,30,32
by color and/or tenure of operator:
color and tenure---------- *139*,148,154,**194**
for farms of nonwhite operators by tenure and race---------- 157,158,**216**,**220**,**223**,**225**
by size of farm---------- *71*,75,78,**83**
average per acre---------- 80
average per farm---------- 80
on irrigated farms---------- 36,**63**
by tenure of operator---------- *160*,160,**231**

(Page numbers: Text in "italic," charts, maps, and summary tables in "roman," and division and State tables in "bold face" type)

Page

Property, farm, value of specified—Continued
buildings---------- *26-28*,35,**48**,**50**
chart---------- 27
map---------- 30
average per farm---------- **50**
by color and/or tenure of operator:
color and tenure---------- 148,155,**194**
for farms of nonwhite operators by tenure and race---------- 157,158,**216**,**220**,**223**,**225**
by size of farm---------- *71*,75,79,**83**
average per acre---------- 80
average per farm---------- 80
on irrigated farms---------- 36,**63**
by tenure of operator---------- 160,**231**
implements and machinery---------- *26-28*,35,**49**,**50**
charts---------- 26,27
maps---------- 29,30
average per farm---------- **50**
by color and/or tenure of operator:
color and tenure---------- 148,156,**194**
for farms of nonwhite operators by tenure and race---------- 157,158,**216**,**220**,**223**,**225**
by size of farm---------- *71*,75,80,**83**
on irrigated farms---------- 36,**63**
by tenure of operator---------- 160,**231**
livestock---------- *26*,*28*,35,**49**,*560*,*561*,567,**584**,*869*,*870*,**884**
charts---------- 26,27
maps---------- 29,30,578,880
See also Cash rent, Farm mortgages, and Farm taxes.
Prunes (Arizona and California)---------- 831
conversion factors---------- 825,*831*
Prunes (included with Plums and prunes)---------- 827,*831*,**854**
Public lands---------- *24*,*68*,*71*,*559*,*574*
Puerto Rico---------- *9*
Pumpkins---------- 706,**809**
Pumpkins and squash for feed---------- 699
Pumpkins for feed---------- 698,**794**
Punch cards---------- *14*
Purchases of livestock---------- *575*,575,**587**,**660**,**891**
farms reporting purchases and/or sales---------- **660**,**662**
Purchasing, cooperative---------- *441*,*442*
chart---------- 441
map---------- 460
by tenure of operator---------- 442,**462**

Q

Quail---------- *575*,*576*
on hand---------- 568,**681**,**884**
age and sex groups---------- 566,871
raised---------- 569,**681**,**891**
farms reporting on hand and/or raised---------- **681**
history of enumeration---------- 563
Quinces---------- 827,**853**
conversion factors---------- 825

R

Race of operator---------- *135*,*139*
chart (Negro farm operators)---------- 141
maps---------- 144
nonwhite races by tenure---------- 157,158,**214**,**216**,**220**,**223**,**225**
See also Color and tenure of operator.
Radishes---------- 706,**809**
Raisin grapes (Arizona and California)---------- *832*,832
Ramie for fiber---------- 699
Ranches, stock (1930)---------- *873*,882,**927**
Range grasses (included with Hay, wild)--- 696,*702*,**775**,**779**,**816**
Range, public---------- 24,*68*,*71*,*559*,*574*
Range sheep---------- *559*,*574*
Rape (harvested as a vegetable)---------- 707,**813**

Page

Rape for feed---------- 699,**795**
Rape seed---------- 699,**795**
Raspberries---------- *825*,826,**837**,**838**
Rate of interest---------- *240*,*241*
map---------- 245
for full owners and for part owners:
by color---------- 251,252
irrigated---------- 254
for full owners---------- **289**,**295**,**296**
by color---------- **291**,**297**,**300**
irrigated---------- **313**
for part owners---------- **292**,**298**
by color---------- **293**,**299**
irrigated---------- **313**
Real estate:
mortgages, *see* Farm mortgages.
taxes:
for farms of full owners and of part owners---------- 254,**314**
irrigated farms---------- 255,**320**
for farms of full owners---------- **316**
by value of farm (1930)---------- 255
for farms of part owners---------- **318**
See also Land and buildings.
Receipts from lodgers, boarders, and campers (1930)---------- *873*
boarding and lodging farms (1930)---------- 882,**940**
Red clover:
hay (included with Clover or timothy hay)696,*702*,**775**,**776**,**817**
seed (included with Clover seed)---------- 696,*702*,**783**,**817**
Red raspberries (for specified States)---------- *825*,**839**
Redtop:
hay (included with Hay, other tame)---------- 696,*702*,**778**,**816**
seed (included with Grasses for seed)---------- 696,*702*,**783**,**817**
Regionalization of Farm and Ranch Schedules---------- *689*,*823*
map---------- 11
advantages---------- *10*
plan---------- *10*
schedules (facsimiles)---------- *1026-1045*
Rejected schedules---------- *23*
Rent, cash---------- *141*
by color of operator---------- 159
paid by part owners---------- **228**
paid by cash tenants---------- **229**
on irrigated farms---------- 160,**234**
Rental agreements---------- *136*
Rented land---------- 159
chart---------- 138
See also Part owners and Tenants.
Reports on agriculture---------- *16*
Reservations, Indian---------- *68*,*71*
Residence of farm operator---------- *457*,**543**
by color and tenure of operator---------- 457,**544**
Rhubarb---------- 706,**809**
Rhubarb for forcing---------- 707,**813**
Rice (rough or paddy)---------- 693,*700*,*701*,**759**,*870*
map---------- 712
irrigated---------- **816**
Road, kind of---------- *455*,**542**
chart---------- 455
maps---------- 460
by color and tenure of operator---------- 456,**544**
Romaine---------- 707,**813**
Root and grain crops hogged or grazed (other than corn and annual legumes)---------- 697,*703*,**794**
irrigated---------- **819**
Root celery (celeriac)---------- 707,**812**
Root crops for feed---------- 697,699,**794**
Root parsley---------- 707
Roselle---------- 707
Rough or paddy rice---------- 693,*700*,*701*,**759**,*870*
map---------- 712
irrigated---------- **816**

(Page numbers: Text in "*italic*," charts, maps, and summary tables in "roman," and division and State tables in "**bold face**" type)

Page

Rural population---------- *21*,*22*,33
chart---------- 21
maps---------- 29,30
rural-farm---------- *22*,33,**37**
Rutabaga greens---------- 707,**813**
Rutabagas---------- 707,**809**
Rutabagas for feed---------- 699
Rye---------- 693,*700*,**748**,**750**,*870*
map---------- 711
percent of value of all crops---------- **749**
rank---------- **749**
farms by acres harvested---------- **748**
irrigated---------- **815**
See also Small grains cut for hay.
Ryegrass seed (included with Grass seed)------ 696,*702*,**783**,**817**

S

Safflower---------- 699
Sage---------- 707
Sales, cooperative---------- *441*,*442*
chart---------- 441
map---------- 460
by tenure of operator---------- 442,*462*
Sales of livestock:
livestock sold alive---------- *575*,575,**662**,**891**
history of enumeration---------- 563
livestock sold or traded, value of---------- **905**
map---------- 876
average per farm---------- **1019**
percent of all farm products---------- **1020**
definition---------- *869*
for farms by major source of income---------- 882,**914**,**953**
average value of all farm products---------- **1022**
for farms by type of farm (1930)---------- 882,**927**
for farms classified by total value of products------- 979
farms with livestock sales major source of income---------- *872*,882,**914**,**953**,1021
map---------- 878
average value of livestock sold or traded---------- **1022**
Salsify---------- 707,813
Samoa, American---------- *9*
Sand-clay roads (included with Gravel, shell, shale, etc.)---------- *455*,456,**542**,**544**
Sapodillas---------- *824*,828,860
Sapotes---------- 828
Satsuma oranges---------- *832*,862
conversion factors---------- 825
Schedules:
Farm and Ranch---------- *9*,*10*,*689*
facsimiles---------- *1026-1045*
regionalization---------- *10*,*689*,*823*
sample---------- *9*
Plantation---------- *10*
method of preparation---------- *9*,*10*
Second series tabulations---------- *16*
Seed beans, dry field and (other than soy, velvet, horse, and mung beans):
for all purposes---------- 695,*701*,*702*,**766**,**816**
map---------- 714
for beans---------- 695,*701*,701,*702*,767
for hay (included with Annual legumes saved for hay)---------- 695,*702*,**772**,**775**,**816**
Seed peas, dry field and:
for all purposes---------- 695,*701*,*702*,**768**,816
map---------- 714
for peas---------- 695,*701*,*702*,**768**
for hay (included with Annual legumes saved for hay)---------- 695,*702*,**772**,**775**,**816**
Seedless grapefruit---------- *832*,**863**
Seedling pecans (included with Wild or seedling pecans)---------- *825*,*826*,*832*,859
Seeds. *See* individual crops.

Page

Self-sufficing farms (1930)---------- *873*,882,**940**
Selling, cooperative---------- *441*,*442*
chart---------- 441
map---------- 460
by tenure of operator---------- 442,**462**
Sericea lespedeza, *see* Lespedeza.
Service, cooperative---------- *441*,*442*
chart---------- 441
map---------- 460
by tenure of operator---------- 442,**462**
Sesbania seed---------- 699,**795**
Shale roads (included with Gravel, shell, shale, etc.)---------- *455*,456,**542**,**544**
Shallots (included with Onions, green, and shallots)-- 706,**808**
Share-cash tenants:
map---------- 143
definition---------- *136*,*323*
Share tenants:
map---------- 143
definition---------- *136*,*323*
Sheep and lambs:
on farms---------- 568,*574*,**585**,**642**,**646**,**884**
map---------- 580
age and sex groups---------- 566,871
number per 1,000 acres of total land area---------- **645**
percent of total inventory value---------- **588**
rank---------- **642**
ewes---------- *574*,**643**,**644**
other sheep and lambs---------- **643**
butchered---------- *575*,575,**587**,**659**,**891**
purchased---------- *575*,575,**587**,**661**,891
shorn---------- 569,*574*,**648**,650
farms classified by number shorn---------- 573,**648**
sold---------- *575*,575,**587**,**665**,891
history of enumeration---------- 563
Shell roads (included with Gravel, shell, shale, etc.)---------- *455*,456,**542**,**544**
Shrubs (included with Nursery products)---------- *832*,833,**885**
Siamese farm operators (included with Nonwhite farm operators, other):
by tenure---------- 157,158,**215**,**226**
Silage crops:
corn---------- 692,**719**,**721**,**724**
map---------- 710
irrigated---------- **814**
sorghums---------- 692,**728**
irrigated---------- **815**
other than corn and sorghums---------- 697,*703*,**794**
irrigated---------- **819**
Silver fox---------- *577*
on farms (females)---------- 568,*577*,577,**684**,884
age and sex groups---------- 566,871
pelts taken---------- 569,577,**684**,891
farms reporting females on farms and/or pelts taken- 577,**684**
history of enumeration---------- 563
Sirup:
maple---------- 697,*703*,**792**,*870*,*873*
sugarcane---------- 697,*703*,**791**,818
map---------- 712
sweet sorghum---------- 697,*699*,*703*,**790**,814
map---------- 712
Sixteenth Decennial Census, Act providing for---------- *9*
extracts---------- *1068*
Size of farms:
charts---------- 68-70
maps---------- 72-74
classification by---------- *67*,*68*,*71*,75,76,78,80,**82**,**122**
average size, all farms (historical)---------- 81
Slaughter, farm---------- *572*,*575*,575,**587**,**656**,**891**
map (hogs and pigs)---------- 580
meat and hides sold (included with Livestock products sold or traded, other)---------- 882,**905**,**953**,**979**

(Page numbers: Text in *"italic,"* charts, maps, and summary tables in "roman," and division and State tables in "bold face" type)

Page

Small fruits---------- *824*,*825*,826,**836**,**838**
maps---------- 833
conversion factors---------- *824*
other---------- 826,839
See also Blackberries, Dewberries, and Strawberries, etc.
Small grains cut for hay---------- 696,*702*,**777**
map---------- 713
percent of total hay acreage---------- **775**
farms by acres harvested---------- **777**
irrigated---------- **817**
See also Oats cut and fed unthreshed.
Small white beans:
for all purposes (included with Dry field and seed beans, other)---------- 695,*701*,701,*702*,**766**,**816**
for beans (included with Dry field and seed beans, other)---------- 695,*701*,701,*702*,**767**
Snap, string, or wax beans---------- 704,**804**
map---------- 715
percent of total vegetable acreage---------- **803**
snap and lima (1920)---------- 704
Soil-improvement crops---------- *702*
Sorghums---------- *699*
for all purposes, except sirup---------- **725**
maps---------- 709,711
rank---------- **725**
irrigated---------- **815**
for all purposes, including sirup---------- 692,**725**
cut for silage, hay, or fodder---------- 692,**727**
cut for hay or fodder---------- 692,**728**,**815**
cut for silage---------- 692,**728**,**815**
harvested for grain---------- 692,**726**,**729**,**815**,*870*
map---------- 711
farms by acres harvested---------- **726**
harvested for sirup---------- 697,*699*,*703*,**790**,**814**
map---------- 712
Sorgo, *see* Sorghums.
Sorrel---------- 707,**813**
Sour cherries---------- *830*,**849**
Source of income:
farm income, by source---------- **905**
by major source---------- 882,**914**,**953**
by total value of farm products---------- **979**
farms by major source of income---------- 882,**914**,**953**,**1021**
principal source of income (1900)---------- *874*,874
See also Type of farm (1930).
Sows and gilts to farrow---------- 568,*573*,**637**,**638**,**641**
map---------- 583
age and sex groups---------- 566,871
rank---------- **639**
farms by number on hand---------- 573,**638**
history of enumeration---------- 563
Soybeans:
for all purposes---------- 694,*701*,*702*,**760**
map---------- 714
percent of cropland harvested (acres grown alone)----- **770**
percent of all farms reporting---------- **770**
percent of increase or decrease in acreage grown alone **770**
farms by acres harvested---------- **760**
irrigated---------- **816**
for beans---------- 694,*701*,*702*,**761**
map---------- 714
irrigated---------- **816**
for hay (included with Annual legumes saved for hay)---------- 695,*702*,**772**,**775**,**816**
for silage (included with Silage crops other than corn and sorghums)---------- 697,*703*,**794**,**819**
Spearmint, *see* Mint.
Spelt (included with Emmer and spelt)----- 693,*701*,**758**,**815**,*870*
See also Small grains for hay.
Spinach---------- 706,**810**
Spring wheat---------- 692,*700*,**733-735**
map---------- 710
irrigated---------- **814**
See also Small grains for hay.

Page

Squash---------- 706,**810**
Squash for feed---------- 698,**794**
Squash and pumpkins for feed---------- 699
Statistics, comparability of------ *9*,*16*,*17*,*23*,*24*,*67*,*327*,*330*,*331*,*560*,*690*,*701*,*702*,*823*,*824*
interpretation of value of products statistics---------- *874*
Stock ranches (1930)---------- *873*,882,**927**
Strawberries---------- *825*,826,**837**
map---------- 833
String beans (included with Snap, string, or wax beans)---------- 704,**803**,**804**
Subsistence farms, *see* Farms with farm products used by farm households major source of income, and Self-sufficing farms.
Succession crops---------- *24*,*690*,*691*
Sudan grass:
for hay (included with Hay, other tame)---------- 696,*702*,**778**,**816**
for seed (included with Grasses for seed)--- 696,*702*,**783**,**817**
Sugar apples---------- *824*,828,860
Sugar beets---------- *703*
for feed---------- 699
for seed---------- 699,**795**,*870*
for sugar---------- 697,**792**
map---------- 712
irrigated---------- **818**
Sugarcane---------- 697,*703*
for all purposes---------- 697,**791**
for feed---------- 699,**795**
for seed---------- 697,**791**
for sirup---------- 697,**791**
map---------- 712
irrigated---------- **818**
for sirup and/or sugar---------- 697,**791**
irrigated---------- **818**
for sugar---------- 697,**791**
map---------- 712
irrigated---------- **818**
Sugar crops:
sugarcane---------- 697,*703*,**791**,**818**
map---------- 712
sugar beets---------- 697,*703*,**792**,**818**
map---------- 712
maple---------- 697,*703*,**792**,*870*,*873*
Summary bulletins---------- *16*
Summary tables, definition of---------- *21*
See also individual items.
Summer fallow, *see* Cropland, idle or fallow.
Sunflower seed---------- 699,**795**,*870*
Sweet cherries---------- *830*,**849**
Sweetclover:
for hay---------- 695,*702*,**774**
map---------- 713
percent of total hay acreage---------- **775**
farms by acres harvested---------- **774**
irrigated---------- **817**
sweetclover and lespedeza (1935)---------- 695,**775**
for seed---------- 696,*702*,**782**
irrigated---------- **816**
Sweet corn---------- 705,**806**
map---------- 716
percent of total vegetable acreage---------- **803**
Sweet peppers and pimientos---------- 706,**809**
Sweetpotatoes and yams---------- *703*,704,**800**,**898**
map---------- 715
farms by acres harvested---------- **800**
irrigated---------- **818**
Sweet sorghums for sirup---------- 697,*699*,*703*,**790**
map---------- 712
irrigated---------- **814**
Swine:
on farms---------- 567,*572*,*573*,**585**,**636**,**640**,**884**
chart---------- 572
maps---------- 580,583
age and sex groups---------- 566,871

(Page numbers: Text in "*italic*," charts, maps, and summary tables in "roman," and division and State tables in "**bold face**" type)

Page

Swine—Continued
on farms—Continued
percent of total livestock inventory value---------- **588**
rank---------- **636**
sows and gilts to farrow---------- *573*,573,**637**,**638**,**641**
other hogs and pigs---------- **637**
butchered---------- *575*,575,**587**,**658**,**891**
map---------- 580
purchased---------- *575*,575,**587**,**661**,**891**
sold---------- *575*,575,**587**,**664**,**891**
map---------- 580
history of enumeration---------- 563

T

Table grapes (Arizona and California)---------- *832*,832
Tabulation and office procedure---------- *11*,*14*
Tabulations, first, second, and third series---------- *16*
Tame blueberries (for specified States)---------- **838**
Tame hay, other---------- 696,*702*,**778**
map---------- 713
percent of total hay acreage---------- **775**
farms by acres harvested---------- **778**
irrigated---------- **816**
other tame and wild hay (1935)---------- 696,**779**
Tangeloes---------- 830,**863**
conversion factors---------- 825
Tangerine limes---------- 830
Tangerines and mandarins---------- *832*,**862**
conversion factors---------- 825
Tansy---------- 699
Tarragon---------- 699
Taxes, farm---------- *237*,*241*,*242*
personal-property taxes for farms of full owners and of part owners---------- 254,255,**319**
irrigated farms---------- 255,**320**
for farms of full owners by value of farm (1930)---------- 255
real-estate taxes for farms of full owners and of part owners---------- 254,**314**
irrigated farms---------- 255,**320**
for farms of full owners---------- **316**
for farms of part owners---------- **318**
Taylor grazing lands---------- *24*,*559*
Teasels---------- 698,*795*
Telephones on farms---------- *451*,*454*,**541**
map---------- 459
by color and/or tenure of operator:
chart (tenure)---------- 454
color and tenure---------- 456,**544**
Tenants---------- **161**
charts---------- 138,140,141
maps---------- 142,143,145
definitions---------- *135*,*136*
by age---------- **377**
by age and color---------- 328,**359**
other than cash, share, and share-cash tenants and croppers---------- *136*,*137*,137
See also Cash, Share, and Share-cash tenants and Croppers.
Tenure of farm operator---------- *135*,*136*,137,**210**
charts---------- 138,140
maps---------- 142,143,145
for irrigated farms---------- **231**
See also Color and tenure of operator.
Teosinte---------- 699
Third series tabulations---------- *16*
Thyme---------- 707
Timothy:
for hay (included with Clover or timothy) 696,*702*,**775**,**776**,**817**
for seed (included with Grass seed)---------- 696,*702*,**783**,**817**
Tobacco---------- 696,*703*,**786**,**788**,**898**
map---------- 712
farms by acres harvested---------- **786**
irrigated---------- **818**

Page

Tobacco seed---------- 699,**795**
Tomatillos---------- 707
Tomatoes---------- 706,**810**
map---------- 716
percent of total vegetable acreage---------- **803**
Tractors on farms---------- *452*,**513**
chart---------- 452
map---------- 459
by color and tenure of operator---------- 454,455,**532**
by year of latest model---------- *453*
chart---------- 452
map---------- 459
by color and tenure of operator---------- 455,**532**
cropland harvested on farms reporting tractors------ 454,**513**
average acres per tractor---------- **45**
decrease in number of horses and mules per unit increase in tractors---------- **513**
Trial Census of 1938---------- *9*
Truck farms (1930)---------- **940**
Trucks, motor---------- *451*,**512**
map---------- 459
by color and tenure of operator---------- 452,**522**
by year of latest model---------- *453*
chart---------- 451
by color and tenure of operator---------- 453,**522**
Tung nuts---------- 829,*832*,**861**
map---------- 835
Turkeys:
on hand---------- 568,**676**,**884**
age and sex groups---------- 566,871
raised---------- 569,**677**,**891**
maps---------- 582,583
percent distribution of farms reporting by number raised---------- **673**
rank---------- **677**
farms by number per farm reporting---------- 573,**677**
farms reporting on hand and/or raised---------- **676**
history of enumeration---------- 563
Turnip greens---------- 707,**813**
Turnips---------- 706,**811**
Turnips for feed---------- 699
Type of farm (1930)---------- *869*,*873*,874,882,**927**
(For 1940, *see* Major source of income.)

U

Unclassified farms---------- *872*,*873*,*874*,**905**,**912**
Unimproved dirt roads---------- *455*,**542**
chart---------- 455
map---------- 460
by color and tenure of operator---------- 456,**544**
Unimproved land---------- *24*
Unit values (prices)---------- *26*,*560*,*690*,*823*,*869*,*870*
Units of measure---------- *690*,*824*
Urban-farm population---------- *21*,*22*,33,**37**
Uses of land---------- *24*,*25*
by color and tenure of operator---------- *137*,146,152,**164**
by size---------- *68*,*71*,75,78,**82**
See also Cropland harvested, Crop failure, etc.

V

Valencia oranges---------- *832*,**862**
Values:
calculated---------- *869*
enumerated---------- *865*
specified farm property:
farms (land and buildings)---------- *26*-*28*,35,39,**48**,**50**,**51**
charts---------- 26-28
maps---------- 29,30,32
by color and/or tenure of operator:
color and tenure---------- *139*,148,154,**194**
on farms of nonwhite operators by tenure and race---------- 157,158,**216**,**220**,**223**,**225**

(Page numbers: Text in *"italic."* charts, maps, and summary tables in "roman," and division and State tables in **"bold face"** type)

Page

Values—Continued
specified farm property—Continued
farms (land and buildings)—Continued
by size of farm---------- *71*,75,78,**83**
average per acre---------- 80
average per farm---------- 80
on irrigated farms---------- 36,**63**
by tenure of operator---------- 160,**231**
buildings---------- *26-28*,35,**48**,**50**
chart---------- 27
map---------- 30
average value per farm---------- **50**
by color and/or tenure of operator:
color and tenure---------- 148,155,**194**
on farms of nonwhite operators by tenure and race---------- 157,158,**216**,**220**,**223**,**225**
by size of farm---------- *71*,75,79,**83**
average per acre---------- 80
average per farm---------- 80
on irrigated farms---------- 36,**63**
by tenure of operator---------- 160,**231**
implements and machinery---------- *26-28*,35,**49**,**50**
charts---------- 26,27
maps---------- 29,30
average per farm---------- **50**
by color and/or tenure of operator:
color and tenure---------- 148,156,**194**
on farms of nonwhite operators 157,158,**216**,**220**,**223**,**225**
by size of farm---------- *71*,75,80,**83**
on irrigated farms---------- 36,**63**
by tenure of operator---------- 160,**231**
livestock--------- *26-28*,35,**49**,*560*,*561*,567,**584**,*869*,*870*,**884**
charts---------- 26,27,561
maps---------- 29,30,578,880
See also Cash rent, Farm mortgages, and Farm taxes.
all farm products, value of---------- **891**,**898**
not fed to livestock, by principal source of income (1900)---------- *874*,874
sold, traded, or used by farm households----- *872*,**905**,1018
maps---------- 30,875,881
average per capita---------- 33,**37**
percent distribution by source of income---------- **1020**
for farms by major source of income--------- 882,**914**,**953**
average value per farm---------- **1022**
for farms by type of farm (1930)---------- 882,**927**
for farms by total value of farm products---------- **979**
sold or traded---------- **1019**
See also individual items.
Vegetable plants grown in the open (included with Flower and vegetable seeds, etc.)---------- *832*,833,**865**
Vegetable plants grown under glass (included with Crops grown under glass, etc.)---------- *832*,833,**864**
Vegetables grown for home use, value of------- *703*,704,**802**,**898**
maps---------- 715,879
Vegetables grown under glass (included with Crops grown under glass, etc.)---------- *832*,833,**864**
Vegetables harvested for sale---------- 704,**802**,*873*,**898**,**905**
maps---------- 715,879
average value per farm---------- **1020**
percent of all farm products---------- **1020**
farms with vegetables for sale major source of income---------- 882,**914**,**966**
map---------- 878
average value of vegetables for sale---------- **1023**
for farms by major source of income---------- 882,**953**
average value of all farm products---------- **1023**
for farms by total value of farm products---------- **979**
mixed---------- 706,**811**
other and unspecified---------- 706,707,**813**
Velvetbeans. *See* Vetches, velvetbeans, mung and horse beans.

Page

Velvetbeans for all purposes (1930)---------- 694,**769**
Velvetbeans, vetches, Canada, and other ripe field peas for all purposes (1935)---------- 695,**769**
Vetches, velvetbeans, mung and horse beans:
for all purposes---------- 694,*701*,*702*,**766**
irrigated---------- **817**
for seed or beans---------- 694,*701*,*702*,**766**
for hay (included with Annual legumes saved for hay)---------- 695,*702*,**772**,**775**,816
Vineyards, land in (included with Land in fruit orchards, vineyards, etc.)---------- **819**,*825*,*826*,827,**840**
See also Grapes.
Virgin Islands---------- *9*

W

Wages (cash) paid for farm labor---------- *447*,447,**493**
chart---------- 447
map---------- 461
by color and tenure of operator---------- 445,448,**484**,**496**
average per farm reporting---------- 449
percent of all farms reporting cash wages paid-------- 449
farms reporting hired labor and/or cash wages paid 446,**467**
Walnuts---------- *824*,829,*832*,**861**
map (English or Persian)---------- 835
Water cress---------- 707,**812**
Watermelons---------- 706,**811**
map---------- 716
percent of total vegetable acreage---------- **803**
Wax beans (included with Snap, string, or wax beans)---------- 704,**803**,**804**
Wheatgrass, crested:
for hay (included with Hay, other tame)----- 696,*702*,**778**,**816**
for seed (included with Grass seed)--------- 696,*702*,**783**,**817**
Wheat threshed:
any---------- 692,*700*,**730**,**736**,*870*,**898**
maps---------- 709,710
average yield per acre---------- **738**
percent of total value of crops---------- **738**
rank---------- **730**,**738**
irrigated---------- **814**
flax and wheat mixture---------- *700*,*701*
spring---------- 692,**733**
map---------- 710
irrigated---------- **814**
durum and macaroni---------- 692,**734**
irrigated---------- **815**
other---------- **735**
irrigated---------- **815**
winter---------- 692,*700*,**732**
map---------- 710
farms by acres harvested---------- **731**
irrigated---------- **814**
See also Small grains for hay.
White Dutch clover seed (included with Clover seed)---------- 696,*702*,**783**,**817**
White farm operators---------- *135*,*139*,**214**,*237*,*323*
charts---------- 140,141
maps---------- 142,144
Wild blueberries (for specified States)---------- *825*,**838**
Wild hay---------- 696,*702*,**779**
map---------- 713
percent of total hay acreage---------- **775**
farms by acres harvested---------- **779**
irrigated---------- **816**
other tame and wild hay (1935)---------- **779**
Wild or seedling pecans---------- *825*,*826*,829,*832*,**859**
Willows---------- 698,**795**
Wine or juice grapes (Arizona and California)--------- *832*,832
Wintergreen---------- 707
Winter wheat---------- 692,*700*,**732**
map---------- 710

(Page numbers: Text in *"italic,"* charts, maps, and summary tables in "roman," and division and State tables in **"bold face"** type)

Page

Winter wheat—Continued
farms by acres harvested---------- **731**
irrigated---------- **814**
See also Small grains for hay.
Woodland---------- *24*,34,**41**,**42**
map---------- 31
average acreage per farm---------- **44**,**45**
percent of all land in farms---------- **46**
percent distribution---------- **47**
by color and/or tenure of operator:
by color and tenure---------- *137*,147,**165**
for farms of nonwhite operators by tenure and race---------- 157,**216**,**220**,**223**,**225**
by size of farm---------- 75,**83**
woodland pasture (1935)---------- 34,**42**
woodland not pastured (1935)---------- 34,**43**
Wool shorn---------- 569,*574*,**586**,**649**,**651**,**891**
percent of value of specified livestock products---------- **588**
Work animals, *see* Horses and mules.
Work off farm---------- *323*,*325-327*,**342**
chart---------- 325
maps---------- 338

Page

Work off farm—Continued
by color and tenure of operator---------- 324,326,**344**
for farms (acres and value) of operators reporting 100 or more days of off-farm work---------- 326,**354**
Wormseed oil---------- 699,**795**
Wormwood oil---------- 699,**795**

Y

Yams (included with Sweetpotatoes and yams)--- *703*,704,**800**,**898**
Year of latest model (automobiles, motortrucks, and tractors):
charts---------- 451,452
maps---------- 458,459
automobiles---------- *453*,453,**514**
motortrucks---------- *453*,453,**522**
tractors---------- *453*,455,**532**
Years on farm (year of occupancy)---------- *330*,*331*,337
chart---------- 330
maps---------- 340,341
by color and/or tenure of operator:
maps (tenure)---------- 341
color and tenure---------- 332,336,**392**
percent distribution---------- **422**
Youngberries---------- *825*,826,**839**

O