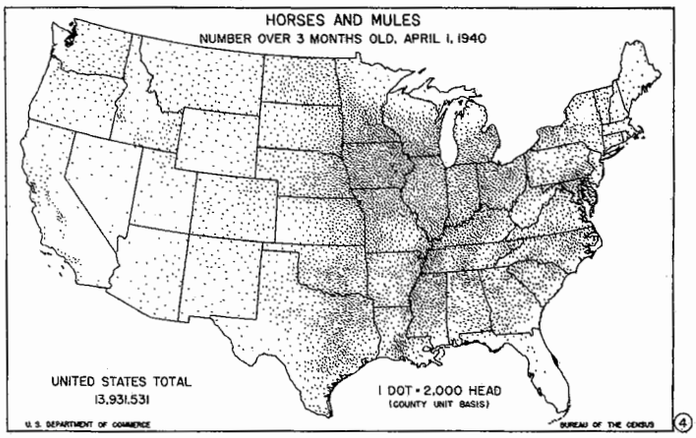
HORSES AND MULES
NUMBER OVER 3 MONTHS OLD, APRIL 1, 1940
UNITED STATES TOTAL
13,931,531
1 DOT = 2,000 HEAD
(COUNTY UNIT BASIS)
U. S. DEPARTMENT OF COMMERCE
BUREAU OF THE CENSUS

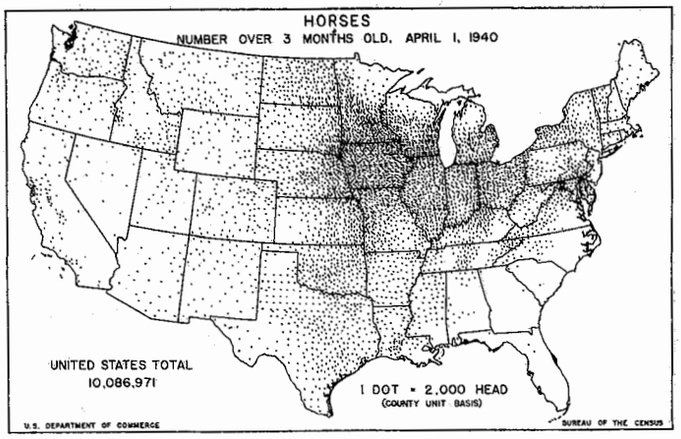
HORSES
NUMBER OVER 3 MONTHS OLD, APRIL 1, 1940
UNITED STATES TOTAL
10,086,971
1 DOT = 2,000 HEAD
(COUNTY UNIT BASIS)
U. S. DEPARTMENT OF COMMERCE
BUREAU OF THE CENSUS

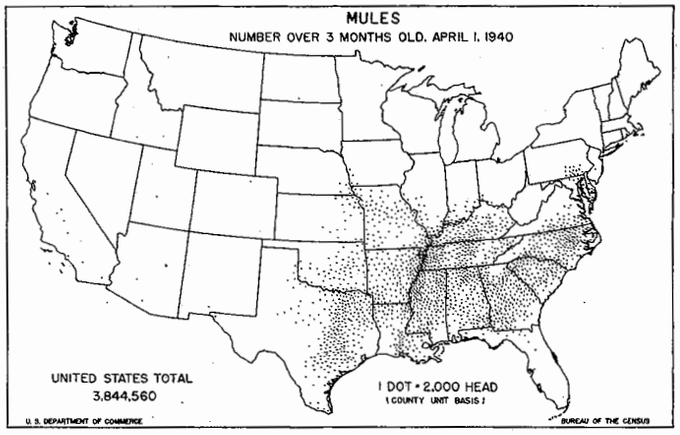
MULES
NUMBER OVER 3 MONTHS OLD, APRIL 1, 1940
UNITED STATES TOTAL
3,844,560
1 DOT = 2,000 HEAD
(COUNTY UNIT BASIS)
U. S. DEPARTMENT OF COMMERCE
BUREAU OF THE CENSUS

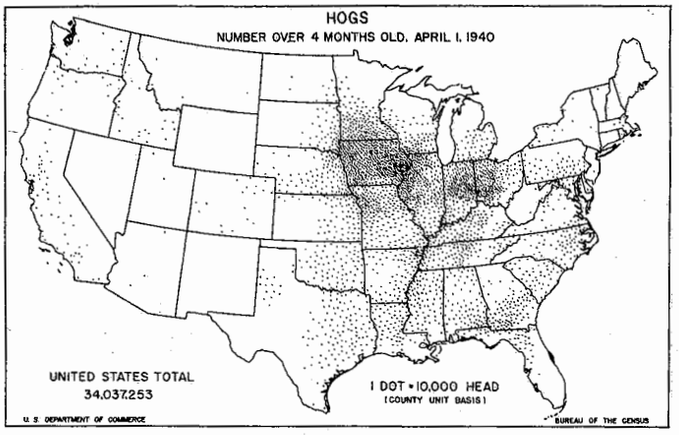
HOGS
NUMBER OVER 4 MONTHS OLD, APRIL 1, 1940
UNITED STATES TOTAL
34,037,253
1 DOT = 10,000 HEAD
(COUNTY UNIT BASIS)
U. S. DEPARTMENT OF COMMERCE
BUREAU OF THE CENSUS

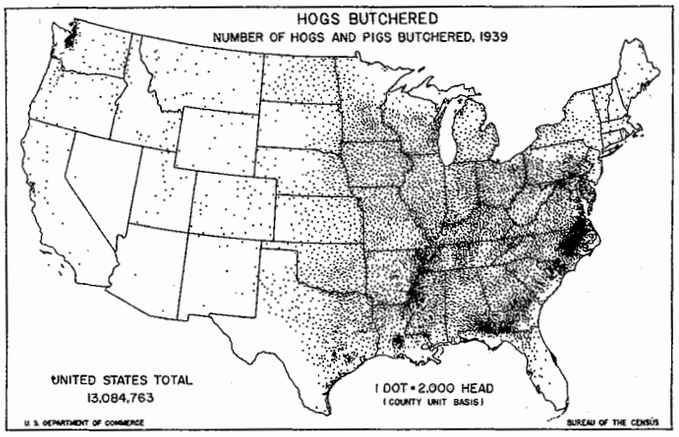
HOGS BUTCHERED
NUMBER OF HOGS AND PIGS BUTCHERED, 1939
UNITED STATES TOTAL
13,084,763
1 DOT = 2,000 HEAD
(COUNTY UNIT BASIS)
U. S. DEPARTMENT OF COMMERCE
BUREAU OF THE CENSUS

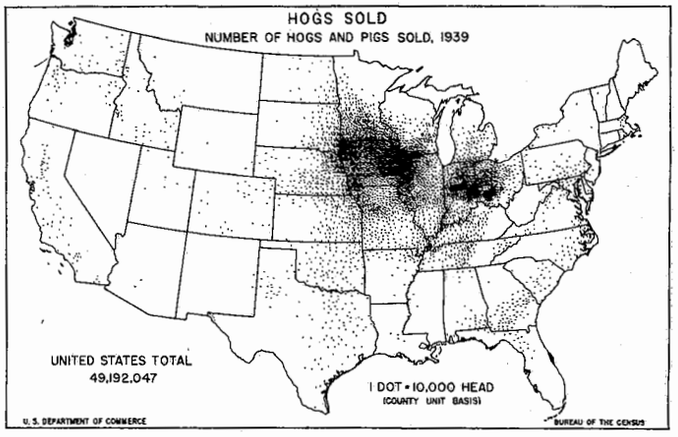
HOGS SOLD
NUMBER OF HOGS AND PIGS SOLD, 1939
UNITED STATES TOTAL
49,192,047
1 DOT = 10,000 HEAD
(COUNTY UNIT BASIS)
U. S. DEPARTMENT OF COMMERCE
BUREAU OF THE CENSUS

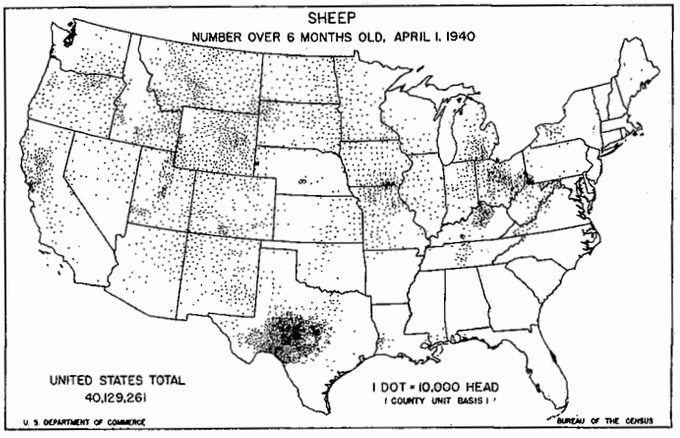
SHEEP
NUMBER OVER 6 MONTHS OLD, APRIL 1, 1940
UNITED STATES TOTAL
40,129,261
1 DOT = 10,000 HEAD
(COUNTY UNIT BASIS)
U. S. DEPARTMENT OF COMMERCE
BUREAU OF THE CENSUS

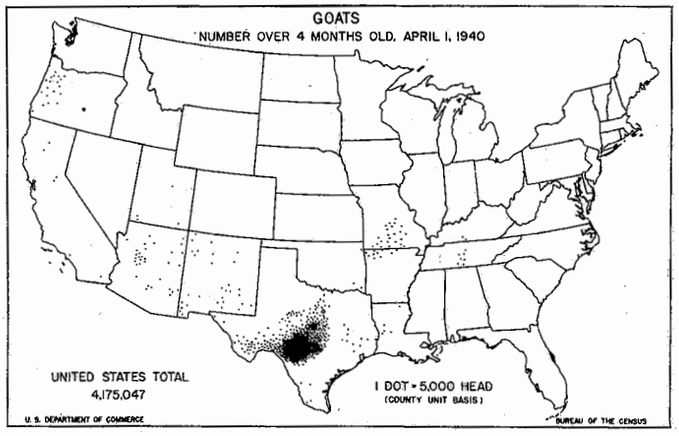
GOATS
NUMBER OVER 4 MONTHS OLD, APRIL 1, 1940
UNITED STATES TOTAL
4,175,047
1 DOT = 5,000 HEAD
(COUNTY UNIT BASIS)
U. S. DEPARTMENT OF COMMERCE
BUREAU OF THE CENSUS